

For your car—BUILD road-icing alarm

MASTER


60c ■ OCT. 1968

Radio-Electronics

SPECIAL ISSUE MASTER
STEREO & TAPE RECORDERS

A GERNSBACK PUBLICATION

CHANGERS—What's really new
FM TUNERS—FET & IC breakout
CASSETTES—New shape of tape?



ADVANCED TESTING

1...2...3...

THE WORLD'S MOST ADVANCED
ALL-SOLID-STATE VOM

"601"

It's the first of its kind. Triplet's creative engineering has gone and done it. It has designed and engineered an entirely new concept in All-Solid-State VOM's for fast in-circuit testing of electronic and electrical applications. It has built the new portable Model 601 with Field Effect Transistorized circuitry, push-button and battery operation and with 11 Megohm Input Resistance on all AC-DC voltage ranges. It's ideal for testing IC's, making audio measurements, and usable with Frequencies to 50 KHz.


- ① 14 Ohmmeter ranges with 7 Low-Power ranges at 75 mV DC for transistorized and Integrated Circuits.
- ② Voltage ranges from 10 mV AC and 100 mV DC full scale; plus AC and DC Current ranges from 10 uA full scale.
- ③ Modern, easy-to-use push-button selection of DC Polarity, AC and Low-Power Ohms functions.

See this new, All-Solid-State (F-E-T) VOM at your local Triplet distributor and you'll be Testing 1 . . . 2 . . . 3

Model 601 (F-E-T) VOM

\$125

Suggested U. S. A. User Net



THE TRIPLET ELECTRICAL INSTRUMENT COMPANY BLUFFTON, OHIO 45817
DON'T FORGET TO ASK 'EM "WHAT ELSE NEEDS FIXING?"

Circle 7 on reader's service card
www.americanradiohistory.com

F.C.C. COMMERCIAL OPERATOR LICENSE

Training

is part of the Grantham

A. S. E. E.

DEGREE CURRICULUM

In today's world of electronics employment, an FCC license is important – sometimes essential – but it's not enough! Without further education, you can't make it to the top. Get your FCC license without fail, but don't stop there. To prepare for the best jobs, continue your electronics education and get your Associate Degree in Electronics.

This is good common sense for those who want to make more money in electronics. It also makes sense to prepare for your FCC license with the School that gives degree credit for your license training — and with the School that can then take you from the FCC license level to the Degree level.

The first two semesters of the Grantham degree curriculum prepare you for the first class FCC license and radar endorsement. These two semesters, in addition to other parts of the Grantham

This booklet
FREE!



This free booklet explains what an FCC license and ASEE degree can do for your future.

degree curriculum, are available by correspondence* at very reasonable tuition. *The ASEE Degree can be earned by correspondence with a minimum of one semester in residence.*

Accreditation, and G.I. Bill Approval

Grantham School of Electronics is *accredited* by the Accrediting Commission of the National Home Study Council, and is *approved* for both correspondence and resident training under the G.I. Bill. Mail the coupon, or simply write or telephone for your free copy of our Associate Degree Bulletin which gives complete details of our educational program.



GRANTHAM School of Electronics



*Semesters 1, 2, and 3 of the Grantham electronics curriculum are available *also in resident classes* at our Washington, D.C. school — at the address shown below.

• Established in 1951 •

Grantham School of Electronics

1505 N. Western Ave.
Hollywood, Calif. 90027

or

818 18th Street, N.W.
Washington, D.C. 20006

Telephone:
(213) 469-7878

Telephone:
(202) 298-7460

Grantham School of Electronics

RE-10-68

1505 N. Western Ave., Hollywood, Calif. 90027

Please mail me your free catalog, which explains how Grantham training can prepare me for my FCC License and Associate Degree in electronics. I understand no salesman will call.

Name _____ Age _____

Address _____

City _____ State _____ Zip _____

Circle 8 on reader's service card

LOOKING AHEAD

By **DAVID LACHENBRUCH**
CONTRIBUTING EDITOR

Off-color TV

A multifaceted, full-scale engineering investigation is now under way in an attempt to remedy the major weakness of American color TV—those annoying variations of color intensity and hue from station to station, camera to camera, scene to scene and program to program.

The study will examine the role played in color changes by station equipment, maintenance, film processing, broadcast standards, measurement techniques, receiver design, servicing, antennas—to cite just a part of the inquiry's scope. The end result could be new instrumentation, equipment, procedures—or even FCC standards.

The inquiry is being conducted by an ad hoc engineering committee composed of representatives of virtually every organization with an interest in television: Society of Motion Picture and Television Engineers, Institute of Electrical and Electronic Engineers, Electronic Industries Association, National Association of Broadcasters and National Community Television Association, with the FCC represented on an "observer" basis.

'Hands-off' color sets

The widespread use of automatic frequency control in 1969-model receivers eliminates one of the three critical color tuning procedures. Set manufacturers now are exploring methods of eliminating the other two—color intensity (chroma) and hue or tint adjustment.

Manufacturers' previous investigations of possible automatic chroma and hue controls have reached a dead end as a result of the seeming color inconsistencies in the transmitted pictures. The all-industry ad hoc investigation of color changes (above) is understood to have been undertaken at least partly at the instigation of receiver makers determined to further automate color tuning and controls. The outcome and implementation of the new study will be a major factor in the development of "automatic" color sets.

Fast-growing CATV

Television-by-cable may or may not be the wave of the future—but at present it's growing faster than ever. An analysis of CATV's growth last year shows that the number of systems increased by nearly 15% to 1984, while the number of homes served by cable rose 26% to 2,675,251—that's 4.7% of all US television-equipped homes, an increase of 3.9% in one year. Wyoming is the state with the greatest CATV saturation—28.5% of all homes get their programs by cable. Vermont and Montana are next, with 27% and 23.8%, respectively.

Importance of imports

While the demand for black-and-white TV sets continues to be surprisingly strong in the "color age" (sales were up 2.5% from last year in the first half of 1968), a sharply rising percentage is now foreign-made. Predictions are being heard that monochrome TV will follow the transistor radio in becoming largely an im-

port market with the vast majority of receivers being manufactured outside the U.S.

In the first half of this year, more than 25% of all monochrome TV sets sold in the United States were made overseas. Most of these imported sets, however, bore American set makers' brand names—either built to their specs by outside firms or, in some cases, made in their own plants in the Far East. The vast majority of imported TV sets still come from Japan—the source of 557,298 receivers in the first 6 months of 1968. At the same time, 53,403 came in from Taiwan (Formosa) and a couple of hundred from Hong Kong. Aside from Canada, no other country ships any quantity of TV sets to the United States.

Imported black-and-white sets, while still largely in the small-screen area, are gradually increasing in size. The 12" receiver is gaining in popularity, while the novelty-sized tinyvision sets are declining.

TV newspaper readout

Newspapers may soon be added to the services presented on CATV systems. UMC Facsimile Corp., controlled by Universal Marion Corp., is testing via cable TV a system which it claims can transmit a full-size newspaper page per minute on a standard FM station's subcarrier—or faster if a full FM channel is used at night while the station is off the air.



Its "variable velocity scanning" system saves time and bandwidth by eliminating redundancies in the transmitted signal. Portions of the newspaper page—such as the white spaces around the type—which

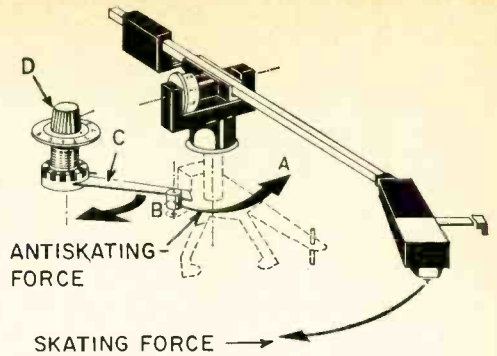
do not contain printed information are processed at a rate much faster than information-containing portions. Under UMC's plan, a large metropolitan newspaper would be transmitted by FM subcarrier and stored on a standard reel of magnetic audio tape for later playback at 7 ips on a vacant CATV channel.

A more elaborate system would employ the tape recorder-player in the viewer's home. "Playing" the newspaper index first, the viewer would decide which pages he wanted to read on his TV screen, then use the fast-forward button to locate them. At night, the tape would be erased automatically and the next morning's paper recorded.

Meanwhile, a new data conversion technique is being used by Bell Labs to transmit newspaper page facsimiles over telephone lines (photo). In experiments a page has been transmitted in 6 minutes. Each page is attached to the drum of a revolving facsimile scanner. Scanner signals are fed into a data conversion terminal for conversion to binary pulse. These encoded pulses are then transmitted over T-1 carrier telephone line at rates of 1.5 million bits per second. **R-E**

Radio-Electronics

October 1968 • Over 60 Years of Electronics Publishing




Record changers and cassette recorders. They may look the same, but what's under the hood has changed. Here's 13 pages of the latest happenings in Stereo & Tape Recorders.

starts on page 32


STEREO AND TAPE RECORDING

- What's Really New In Record Changers** 32 Charles Wurtsworth
The new breed—changers that think they're turntables
- FM Tuners—FET And IC Breakout** 36 .. Peter E. Sutheim
New devices make a new kind of tuner
- Cassettes—New Shape of Tape?** 42 Walter G. Salm
What is it? And how does it work?
- Recorders: What's Happening** 59 Fred Petras
Revolution time—which direction will you take?
- How To Buy A Tape Recorder** 92 Fred Petras
These are the features you should look for



BUILD ONE OF THESE

- Computerize Your Car Lights—Part III** 39 R. M. Marston
Final steps to complete your automatic system
- New Life For Stereo Music** 52 .. W. E. McCormick
Compressor-Expander makes music come alive
- Build Road Icing Alarm For Your Car** 56 .. James E. Pugh, Jr.
Detect icy roads, before they happen




Do-it-yourself Compressor makes your records sound like you were sitting in the concert hall.

see page 52

HOW TO FIX IT

- In The Shop . . . With Jack** 24 Jack Darr
Input impedance matching
- Color TV Troubleshooting—It's A Cinch** 45 ... Matthew Mandl
Color circuit faults and how to find them
- Service Clinic** 83 Jack Darr
- Equipment Report: B & K Model 970**
Radio Analyst 62



see page 56

Make winter driving safer this year. The Road Icing Alarm (above) tells you when roads may be icy.

GENERAL ELECTRONICS

- Looking Ahead** 2 David Lachenbruch
Current happenings with future overtones

DEPARTMENTS

- | | | | | | |
|----------------------|----|--------------------------|----|-----------------------|----|
| Correspondence | 16 | New Products | 77 | Readers Service | 74 |
| New Literature | 82 | News Briefs | 4 | Try This One | 97 |
| | | Noteworthy Circuit | 96 | | |

RADIO-ELECTRONICS, OCTOBER 1968, Volume XXXIX, No. 10
 Published monthly by Gernsback Publications, Inc., at Ferry St., Concord, N. H. 03302
 Editorial, Advertising, and Executive offices: 200 Park Ave. S., New York, N.Y. 10003. Subscription Service: Boulder, Colo. 80332.
 Second-class postage paid at Concord, N. H. Printed in U.S.A. One-year subscription rate: U.S. and possessions, Cana, \$6.
 Pan-American countries, \$7. Other countries, \$7.50. Single copies: 60¢. ©1968, by Gernsback Publications, Inc. All rights reserved.
 POSTMASTER: Notices of undelivered copies (Form 3579) to Boulder, Colo. 80302.



Member.
 Institute of High Fidelity.
 Radio-Electronics is indexed in
Applied Science & Technology
Index (formerly *Industrial*
Arts Index)

NEWS BRIEFS

HOW WE WILL USE "PAPER POWER"

A wafer-thin, "energy-paper" cell announced by Norelco offers a new source of portable electric power. The unique cell, weighing less than

$\frac{1}{10}$ ounce, has been used to power a prototype Norelco shaver. It can provide about 1 watt for 6 to 7 minutes. Cells are moistened before use.



Disposable power cell is moistened before use, activating chemically treated fibers. Metallic plate on the shaver's lid serves as top layer in cell "sandwich" and must be replaced periodically. Top layer is equivalent to zinc can in conventional cell.

Because of the chemicals used and low internal resistance due to cell thickness (1 mm), they have a power density 5 times that of a normal dry cell.

This makes the cells especially useful for brief, high-output applications. For example, a number of cells were joined together to start a car with a rundown battery.

Complete cells have four sandwiched layers, although a three-layer cell is used when one sheet is built into the device to be powered. The top layer, which corresponds to the zinc can in conventional dry cells, is a zinc or magnesium sheet that acts as an electron donor. A dry paper sheet treated with common salt is beneath the donor sheet. The third layer consists of paper fiber impregnated with potassium persulphate and powdered carbon. A conducting foil completes the "sandwich." The addition of water to the salt-treated layer forms an electrolytic solution.

Cost of the basic materials for an energy-paper cell and the capacity per cubic cm are about the same as for *(continued on page 6)*

the 
best buy
for the
money

the sound approach to quality



3700 S. Broadway Pl., Los Angeles, Calif. 90007
69-41 Calamus Ave., Woodside, N. Y. 11377
Exclusive Canadian Distr. —
Perfect Mfg. & Supplies Corp. Ltd.

KENWOOD KA 2000

40 WATT SOLID STATE STEREO AMPLIFIER

\$89.95

including cabinet



and KENWOOD dependability, too!

Circle 9 on reader's service card

RADIO-ELECTRONICS

Here's a new, complete ICS course in TV Servicing that costs less than \$100.

With the first two texts, you can repair 70 percent of all TV troubles.

You need no previous experience to take this complete, practical course in TV Repairing.

You don't even have to know a vacuum tube from a resistor. Yet in a matter of months, you can be doing troubleshooting on color sets!

Course consists of 6 texts to bring you along quickly and easily. 936 pages of concise, easy-to-follow instruction, plus 329 detailed illustrations. You also receive a dictionary of TV terms geared directly to course material so you'll understand even the most technical terms. The dictionary will come in handy even after you've finished your course.


Instruction is simple, very easy to grasp. Photos show you what a TV screen looks like when everything is normal, and what it looks like when trouble fouls it up. The texts tell you how to remedy the problem, and why that remedy is best.

Quizzes are spotted throughout the texts so you

can check your progress. At the end of the course, you take a final examination. Then you get the coveted ICS® diploma, plus membership in the ICS TV Repairman Association.

By the time you've finished the course, you should be able to handle tough, multiple TV problems, on color sets as well as black and white.

This new TV Servicing and Repair Course has been approved by National Electronic Associations for use in their Apprenticeship program. Because of its completeness, practicality and price, it is the talk of the industry. The cost is less than \$100—just slightly over ½ the price of any comparable course on the market today. Remember, the sooner you get started on your course, the sooner you'll be turning your spare time into real money. Fill out the coupon And we will rush to you all information obligation.



ICS, Dept. J9393J, Scranton, Pa. 18515
Yes, I would like to have all the details about your new TV Servicing/Repair Course and how I can break into TV work in a matter of months.

Name _____
Street _____
City _____
State _____
Zip _____

Circle 10 on reader's service card

take any standard color bar generator



... such as Lectrotech V6-B, RCA-WR-64, etc.

add the Lectrotech V-5 vectorscope indicator



and you get visual display



for the only way to accurately service color TV! Only a Vectorscope:

- Checks and aligns bandpass-amplified circuits. Eliminate weak and smeared color with proper alignment.

- Checks and aligns demodulators to any angle . . . 90°, 105°, 115° . . . accurately and quickly. No guesswork. Only with a Vectorscope can these odd angles be determined for those hard-to-get skin tones.

- Pinpoints troubles to a specific color circuit. Each stage in a TV set contributes a definite characteristic to the vector pattern. An improper vector pattern localizes the trouble to the particular circuit affecting either vector amplitude, angle or shape.

Color Vectorscope/Indicator . . . A keyed rainbow color signal produces 10 color bars with each bar spaced 30 electrical degrees apart. If the bars are not properly spaced, the reproduced colors are not true and the fault is in the color receiver circuits. The V5 . . . accurately measures color demodulation to check R-Y, B-Y and all 10 color bars for color phase angles and amplitude . . . checks color amplifier gain . . . adjusts color sync circuits . . . properly centers range of hue control. Size 7 3/8" W. x 4 1/4" H. x 7 3/8" D. Weight 5 lbs. With leads and copy of Wayne Lemon's Book "Color TV Servicing with a Vectorscope."

Net Price 79.50

For full details, see your distributor or write . . .



LECTROTECH, INC.

Dept. RE-10, 1221 West Devon Ave.
Chicago, Illinois 60626

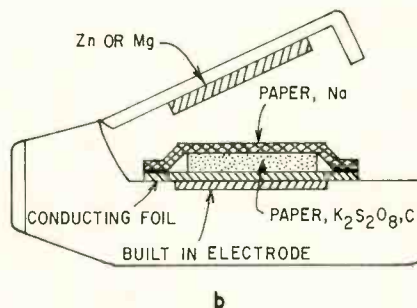
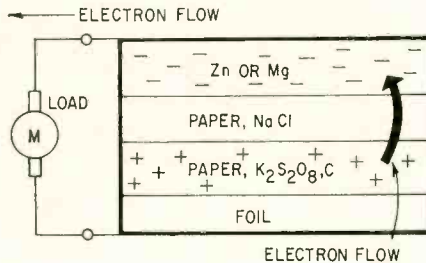
Circle 11 on reader's service card

NEWS BRIEFS

(continued from page 4)

conventional everyday-type dry cells.

The cells, developed at the Philips Research labs in Holland, were introduced by North American Philips Co., who says it has no current plans to mass-produce them.



Four-layered cell (a) has zinc or magnesium sheet covering a dry, salt-treated paper sheet. Next layer is paper impregnated with potassium persulfate and powdered carbon. Bottom layer is conducting foil. Shaver (b) can use a three-layer cell. Top layer is built into shaver.

'CHIRP' TESTS HEARING

Electronic chirping from this new Neo-meter developed by Zenith helps determine hearing difficulties within hours of birth. Four pushbuttons, marked for precisely calibrated sound levels, control signals that resemble the chirp of a bird. Held 12" from a baby's ear, infant response is observed (continued on page 14)



Radio - Electronics

HUGO GERNSBACK (1884-1967)
founder

M. HARVEY GERNSBACK,
editor and publisher

LARRY STECKLER, managing editor

Robert F. Scott, W2PWG
senior technical editor

John R. Free, associate editor

Jack Darr, service editor

I. Queen, editorial associate

Matthew Mandl, contributing editor

David Lachenbruch, contributing editor

Bruce Ward, production manager

Sandra Esteves, production assistant

G. Aliquo, circulation manager

Cover by Harry Schlack

RADIO-ELECTRONICS is published by Gernsback Publications, Inc.
200 Park Ave. South
New York, N.Y. 10003
(212) 777-6400

President: M. Harvey Gernsback
Vice President-Secretary: G. Aliquo

ADVERTISING REPRESENTATIVES

EAST

John J. Lamson, Eastern Sales Manager

MIDWEST/N.&S. Car., Ga., Tenn.

Robert Pattis, the Bill Pattis Co., 4761 West Touhy Ave., Lincolnwood, Ill. 60646
(312) 679-1100

W. COAST/Texas/Arkansas/Oklahoma

J. E. Publishers Representative Co., 8380 Melrose Ave., Los Angeles, Calif. 90069,
(213) 653-5841; 420 Market St. San Francisco, Calif. 94111, (415) 981-4527

UNITED KINGDOM

Publishing & Distributing Co., Ltd., Mitre House, 177 Regent St., London W.1, England

SUBSCRIPTION SERVICE: Send all subscription correspondence and orders to RADIO-ELECTRONICS, Subscription Department, Boulder, Colo. 80302. For change of address, allow six weeks, furnishing both the old and new addresses and if possible enclosing label from a recent issue.

MOVING? Or writing about subscription? Be sure to fill out form below.

For FASTEST service on address change, missing copies, etc., attach old mailing label in first space below. Otherwise please print clearly your address as we now have it.

OLD ADDRESS (Attach old label if available)

Name

Address

City State

Zip Code

NEW ADDRESS

Name

Address

City State

Zip Code

Mail to: RADIO-ELECTRONICS
Subscription Dept. Boulder, Colo. 80302

RADIO-ELECTRONICS

Shocked? Don't be. Does this man *look* like a criminal?

He's not. This man is in the business of *preventing* crime. (One of the fastest growing industries today.) He's a Radar Sentry Alarm dealer representative.

What could this possibly mean to you? Perhaps nothing. On the other hand, it could change your entire life.

As a Radar representative, you could make \$1,200 a month if you sold only one system each week. Most of our dealers make much more. Two sales a week would net you \$28,000 a year; five a week, \$46,000 a year. We make the finest solid state microwave burglar alarm system available; one that's easy to install and easy to service...for both home & business. We're presently expanding our organization of dealer representatives. We'll train you, provide you with leads and offer continuing counsel. You can operate full-time or part-time. Later, you may want to expand and organize your own sales staff.

But for now, let's get better acquainted. Fill out the coupon. In a few days, you'll receive complete details about how you can live a life of crime-and make it pay, *handsomely*.



Radar Sentry Alarm. The Crimebuster.

RADAR DEVICES MFG. CORP.
22003 Harper Ave., St. Clair Shores, Michigan 48080
Rush me RSA Distributor Info.
I understand there is no obligation.

RE-10


Name _____

Address _____


City _____ State _____ Zip _____

Circle 12 on reader's service card

Live a life of crime, honestly.




NRI "hands-on" training in communications can give you as much as 2 years of on-the-job experience.



EARN YOUR FCC LICENSE – OR YOUR MONEY BACK

NRI Communications training programs will qualify you for a First Class Commercial Radiotelephone License issued by the FCC. If you fail to pass the FCC examinations for this license after successfully completing an NRI Communications course we will, on request, refund in full the tuition you have paid. This agreement is valid for the period of your active student membership and *for six months* after completion of your training. No school offers a more liberal FCC License agreement.

Experience is still your best teacher



NRI Achievement Kit is educator-acclaimed and the original "starter" kit in home study training. Imitated but never duplicated, this kit is designed and personalized for you and your training objective. It has one purpose — to get you started quickly and easily.



"Bite-Size" Texts average an easily-digested 40 pages of well-illustrated, scientifically prepared subject matter in the course of your choice. Questions in each book are carefully hand-graded and returned to you with helpful instructional notes. You get unlimited personal help from the day you enroll.



Designed-For-Learning Equipment

Like this phone-cw transmitter (Kit #7 in the Communications course) is engineered from chassis up to demonstrate principles you must know. NRI does not use modified hobby kits for training, but the finest parts money can buy, professionally and educationally applied.

... here's how you get it with unique NRI training at home

Ask any teacher, job counselor, engineer, technician or prospective employer about the need for practical application of theory in Electronics. He'll tell you Electronics is as much a "hands-on" profession as dentistry or chemistry. That's how you learn at home with NRI. You prove the theory you read in "bite-size" texts, by actual experimentation with the type of solid-state, transistor and tube circuits you'll find on the job today — *not* hardware or hobby kits. You introduce circuit defects, analyze results, discover quickly the kind of trouble-shooting and design techniques that will make you employable in Electronics.

Train with the leader — NRI

NRI lab equipment is designed from chassis up for effective, fascinating training — not for entertainment. The fact that end results are usable, quality products is a bonus. In Communications, for example, you build and analyze, stage by stage, your own 25-watt phone/cw transmitter. It's suitable for use on the 80-meter amateur band, if you have an interest in ham radio. In TV-Radio Servicing your practical training gives you your choice of monochrome or color TV sets. All training equipment is included in the low tuition — you pay nothing extra. Discover for yourself the ease, excitement and *value* of NRI training. Mail postage-free card today for new NRI Catalog . . . or use the coupon below. No obligation. No salesman will call on you. NATIONAL RADIO INSTITUTE, Washington, D.C. 20016.

APPROVED UNDER NEW GI BILL

If you have served since January 31, 1955, or are in service now, check GI line on postage-free card or in coupon.

MAIL THIS COUPON IF CARD IS GONE



NATIONAL RADIO INSTITUTE

Washington, D.C. 20016

Please send me your new NRI Catalog. I understand no salesman will call and there is no obligation.

Name _____ Age _____

Address _____

City _____ State _____ Zip _____

Check for facts on new GI Bill


ACCREDITED MEMBER NATIONAL HOME STUDY COUNCIL

Technical Series HM-90

\$1.75

Suggested Price

RCA SOLID-STATE Hobby Circuits Manual



RCA

Novice or expert...

Here are many new, exciting solid-state hobby projects

For you, in this new manual from RCA, are 35 construction projects to satisfy your hobby interests for the coming months.

This newest addition to the expanding RCA technical library, the RCA Solid-State HOBBY CIRCUITS MANUAL, HM-90, has "something for everyone"—from beginner to expert. The 35 circuits are of interest to electronic experimenters including hams, motorists, photographers, home owners, and music and hi-fi buffs. Circuits are described in detail with circuit schematics, layouts, templates, parts lists and photographs. In addition, there are sections on theory and practical applications of solid-state devices—including integrated circuits and MOS/FET units as well as a section on trouble shooting and testing.

Typical circuits include:
electronic slot machine •
electronic dice • metal detector •
single-voice organ • electronic
metronome • code-practice
oscillator • automatic keyer •
enlarger exposure meter • lamp
dimmer • electronic "fuzz" box •
audio amplifier • automobile
tachometer • motor speed
control • electronic flasher •
light minder for automobiles, and
twenty other interesting circuits.

See your RCA Distributor today for your copy of HM-90, published by RCA Electronic Components, Harrison, N.J. 07029

RCA

RADIO-ELECTRONICS

Circle 13 on reader's service card

NEW

FINCO®

COLOR SPECTRUM™ ANTENNAS

are "signal customized"
for better color reception...



"the ANTENNA that captures the RAINBOW"

FINCO has developed the Color Spectrum Series of antennas — "Signal Customized" — to exactly fit the requirements of any given area.

There is a model scientifically designed and engineered for your area.

Check this chart for the FINCO "Signal Customized" Antenna best suited for your area.

STRENGTH OF UHF SIGNAL AT RECEIVING ANTENNA LOCATION ▼	Strength of VHF Signal at Receiving Antenna Location				
	NO VHF ▼	VHF SIGNAL STRONG ▼	VHF SIGNAL MODERATE ▼	VHF SIGNAL WEAK ▼	VHF SIGNAL VERY WEAK ▼
NO UHF →		 CS-V3 \$11.50	 CS-V5 CS-V7 \$18.50 \$25.95	 CS-V10 \$37.95	 CS-V15 CS-V18 \$50.95 \$59.50
UHF SIGNAL STRONG →	 CS-U1 \$10.50	 CS-A1 \$19.95	 CS-B1 \$31.50	 CS-C1 \$45.95	 CS-C1 \$45.95
UHF SIGNAL WEAK →	 CS-U2 \$15.95	 CS-A2 \$23.95	 CS-B2 \$41.95	 CS-C2 \$54.50	 CS-D3 \$73.50
UHF SIGNAL VERY WEAK →	 CS-U3 \$22.95	 CS-A3 \$32.50	 CS-B3 \$52.50	 CS-C3 \$62.95	 CS-D3 \$73.50




NOTE: In addition to the regular 300 ohm models (above), each model is available in a 75 ohm coaxial cable download where this type of installation is preferable. These models, designated "XCS", each come complete with a compact behind-the-set 75 ohm to 300 ohm balun-splitter to match the antenna system to the proper set terminals.

All Prices Subject to Change

THE FINNEY COMPANY

34 West Interstate Street • Dept., RE • Bedford, Ohio 44146

Circle 14 on reader's service card



dream factory!

"Invent" a whole new sound system ... fast 'n easy ... with new BELL P/A MODULAR AMPS

Bell P/A's "stacking" principle gives you *unusual design flexibility*. Place up to 8 input modules in different positions ... get thousands of possible input configurations.

FET's are located up front for true Hi Z input (or bal. lo Z with trans.). *Units have 20, 45, 90 or 200-watt output (RMS ratings)!* All silicon solid state design.

Exclusive, fully automatic output circuit protection (with signal light) saves time, labor, components ... eliminates guesswork. See your local electronics distributor, or send for full specs.

BELL p/a
professional appeal

BELL P/A PRODUCTS CORPORATION
1209 North Fifth St., Columbus, Ohio 43201

Circle 15 on reader's service card

NEWS BRIEFS

(continued from page 6)

by a nurse or trained volunteer. Early detection of hearing defects allows doctors to aid in the development of normal speech.

TECHNICIAN TEST

The National Electronic Association reports a 50% failure rate for its new electronic technician certification test (see News Briefs, September). The test was written by technician members of NEA, and covers electronic theory and practical troubleshooting.

SUPERMAGNETS

New permanent-magnet materials with very high resistance to demagnetization make it possible to cast extremely small magnets in shapes different from conventional magnets. Solid cobalt, copper, iron and a rare earth element—either cerium or samarium—are placed in disc-shaped molds in a copper hearth and fused by an arc furnace. Coercive forces as high as 28,700 oersteds have been obtained in Bell Labs magnets.


CB ON A NEEDLE

High atop Seattle's well-known Space Needle, Jim French, a disc jockey for AM station KIRO, beams traffic reports to area listeners during his 6 to 10 a.m. show. Instead of depending entirely on reports from helicopters, which are sometimes restricted by rain, fog and snow, KIRO makes use of a CB network and reports from

some 40 work-bound motorists. The station operates an Amphenol 650 with a vertically polarized coaxial antenna mounted near the Needle's spire. The station's unique elevation assures a 20-mile radius coverage, but QRM is described as "unbelievable" at times.

RADIO MICROPHONE

A wireless and portable radio broadcast microphone was used during the national political conventions by ABC and NBC news. Transmitter, receiver




and batteries are worn on a belt and weigh only 3¼ lbs. Transmitters operate between 942 and 952 MHz at about 200 mW. Reception is simultaneous with transmission, and a "tie clip" is the transmitter on-off switch. Units are made by Airborne Instruments Laboratory, a Cutler-Hammer division. **R-E**

Disc jockey Jim French reports accident radioed to station KIRO by Seattle area motorist equipped with channel 9 CB rig. AM station is nearly 600 feet above city.



Scott's new LR-88 receiver takes the



out of kit building

Building a kit used to be something you couldn't do with ladies and children present, but Scott's new LR-88 AM/FM stereo receiver kit has changed all that. First, there's the instruction manual. In clear and simple language, it leads you, step-by-step, through every stage of the assembly process. And each stage is illustrated . . . full-size, full-color. Next, there's Scott's ingenious new Kit-Pak®. The parts for each assembly stage are in individual compartments, keyed to the instructions. All wires are color-coded, and pre-cut and pre-stripped to the proper sizes. Difficult or critical sections are pre-wired, pre-aligned, pre-tested, and factory-mounted on printed circuit boards. Is soldering your bugaboo? Scott has provided push-on solderless connectors for the hard-to-get-at spots.


About thirty painless hours after you've started, you've completed one great receiver. The LR-88 is the 100-Watt kit brother to Scott's finest factory-wired beauties. It includes the famous Scott silverplated Field Effect Transistor front end, Integrated Circuit IF strip, all-silicon output circuitry . . . in fact, all the goodies that would cost you over a hundred dollars more if Scott did all the assembling. Performance? Just check the specs below . . . and you'll be amazed at how great a receiver sounds after you've built it yourself. Treat yourself to a weekend of fun and years of enjoyment . . . see the Scott LR-88 at your dealer's today.

LR-88 Control Features: Dual Bass and Treble; Loudness; Balance; Volume compensation; Tape monitor; Mono/stereo control; Noise filter; Interstation muting; Dual speaker switches; Stereo microphone inputs; Front panel headphone output; Input selector; Signal strength meter; Zero-center meter; Stereo threshold control; Remote speaker mono/stereo control; Tuning control; Stereo indicator light.

LR-88 Specifications: Music Power rating (IHF), 100 Watts @ 4 Ohms; Usable sensitivity, 2.0 μ V; Harmonic distortion, 0.6%; Frequency response, 15-25,000 Hz \pm 1.5 dB; Cross modulation rejection, 80 dB; Selectivity, 45 dB; Capture ratio, 2.5 dB; Signal/noise ratio, 65 dB; Price, \$334.95.

Circle 100 on reader's service card

You'll swear by it



SCOTT®

Write for complete information on the new Scott components and kits.


H.H. Scott, Inc., Dept. 570-10,
Maynard, Mass. 01754

Export: Scott International,
P.O. Box 277, Maynard, Mass. 01754

Walnut case optional extra © 1968, H.H. Scott, Inc.

**FAR
SUPERIOR
TO
ANY
VTVM
OR
VOM**

**-- and
for
less
money**



NEW FIELD EFFECT MULTIMETER

Here is the revolutionary new approach to circuit testing, the solid state Sencore FIELD EFFECT METER. This FE14 combines the advantages of a VTVM and the portability and versatility of a VOM into a single low-cost instrument. This is all made possible by the use of the new space age field effect transistor that is instant in action but operates like a vacuum tube in loading characteristics. Compare the features of the FIELD EFFECT METER to your VTVM or VOM.

Minimum circuit loading — 15 megohm input impedance on DC is better than a VTVM and up to 750 times better than a 20,000 ohm per volt VOM — 10 megohm input impedance on AC is 20 times better than a standard VTVM. The FIELD EFFECT METER is constant on all ranges, not like a VOM that changes loading with each range.

Seven AC peak-to-peak ranges with frequency response to 10MHz. Seven zero center scales down to 0.5 volt. Five ohmmeter ranges to 1000 megohms. DC current measurements to 1 ampere. Full meter and circuit protection. Mirrored scale. Low current drain on batteries — less than 2 milliamps. Built-in battery check. Unbreakable all-steel vinyl clad case. Optional Hi-Voltage probe adds 3KV, 10KV and 30KV ranges with minimum circuit loading for greatest accuracy in the industry... \$9.95.

**Only Sencore offers the FIELD EFFECT METER.
Ask for it by name at your distributor.**

only \$69.95 (less batteries)



SENCORE

NO. 1 MANUFACTURER OF ELECTRONIC MAINTENANCE EQUIPMENT

426 SOUTH WESTGATE DRIVE, ADDISON, ILLINOIS 60101

Circle 16 on reader service card



PAUSE CONTROL WIPE-UP ✓

I built the automatic windshield wiper-pause controller (July 1968) and soon discovered I couldn't get it to turn off. Since the wiper motor is actuated by supplying a ground return path (through S2 or S3), a positive 12 V appears at point A at all times, even with S2 and S3 open.

My solution was to insert a diode in the line between S1 and the junction of R4 and D1, with its anode at S1. It prevents current at point A from reaching the emitter of the unijunction through R1 and R2.

NEIL H. FORREST
Crownsville, Md.

The automatic wiper-pause control worked too well on my 1968 Camaro. I couldn't turn it off. My solution was to simply eliminate D1, since the path through the motor supplies enough voltage at the anode.


ARTHUR ASKEY
Chicago, Ill.

The author reports that it is the current flowing through R3 that triggers the SCR. While the steps mentioned above do work, he suggests altering the circuit so the wiper terminal of R2 connects to capacitor C1. The unijunction is then connected to the same reference point regardless of the position of R2.

BEYOND HEARING

Periodically, there is some editorial sound-off on the necessary bandwidth for amplifiers and whether this should go beyond the "range of hearing." Since my aural nerve is defective, these investigations are no longer practical for me. However, I would call your attention to remarks that have been made by Drs. Fletcher and Munson with regard to inaudible sounds that had distinct effect on the auditor. I would also mention that during the 20's, I believe, the French pipe-organ builder, Cavallé-Coll, conducted various experiments, primarily related to timbre. I believe he used 21 partials, which would take him pretty

(continued on page 22)



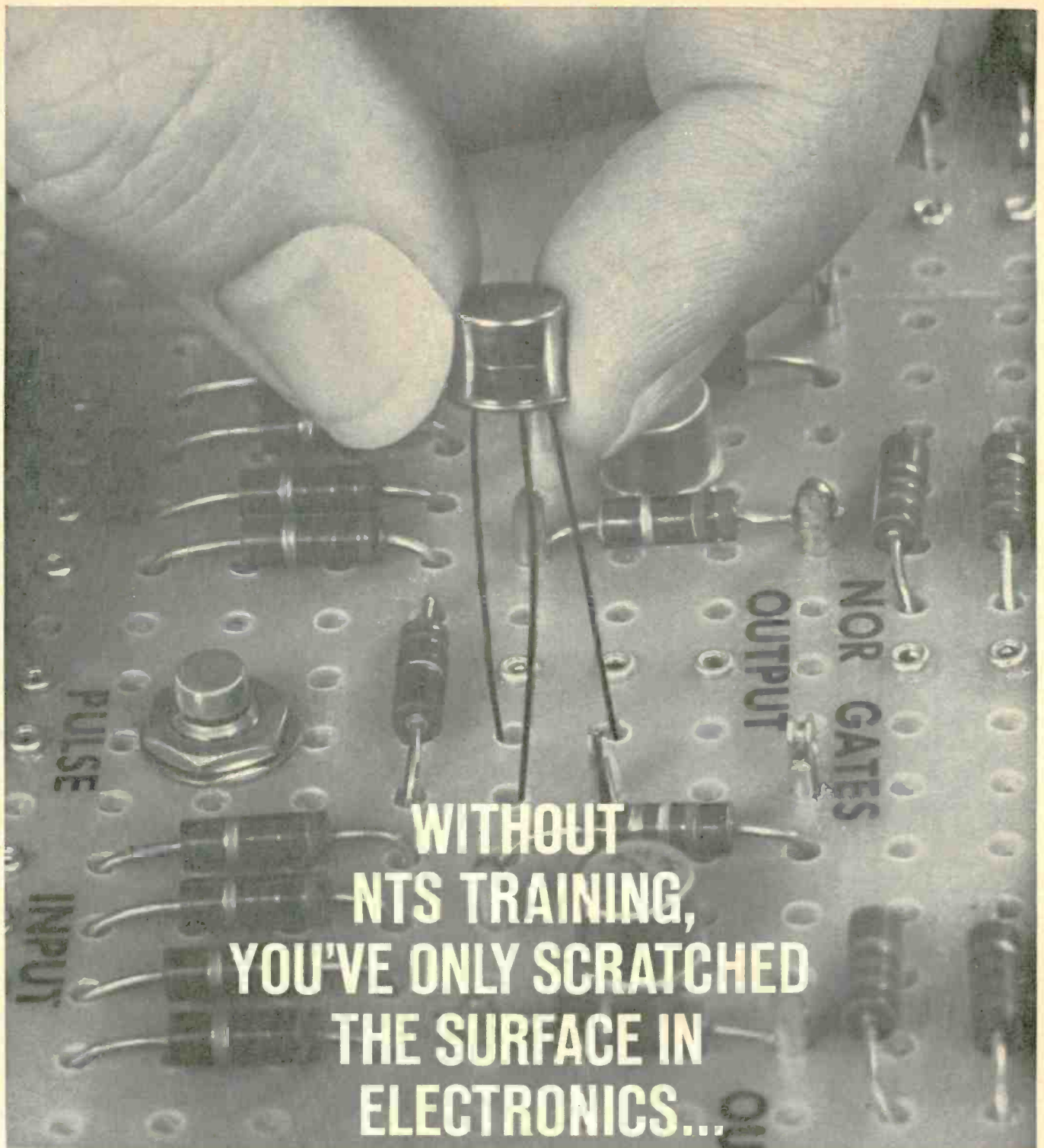
TRACKABILITY is much more than a train of thought

Trackability makes a *hearable* difference. It's a measure of performance that most cartridges will not attain. Only a high trackability cartridge will track all the grooves on today's recordings at record saving less-than-one-gram force. The **Shure V-15 Type II Super-Track** is one such cartridge — the very best. The world over, every independent expert who has tested it agrees to that. Shure Brothers, Inc., 222 Hartrey Ave., Evanston, Ill. 60204.

Only Shure offers a complete spectrum of cartridges to match your equipment, your ear, and your exchequer. The incomparable V-15 Type II Super-Track at \$67.50; the New M90 series of Easy-Mount Hi-Track cartridges at \$39.95 to \$49.95; the M75 Hi-Track series at \$24.50 to \$39.95; and the Stereo Dynetic series; Model M55E at \$35.50; M44* series from \$17.95 to \$34.50; M31-32* series at \$29.95 and \$29.50; and the M3D*—the all-time best-seller—at only \$15.75. (*not illustrated) Send for specifications and the complete Raison d'Et're for each.

© 1968 SHURE BROTHERS, INC.

17



Only NTS penetrates below the surface. Digs deeper. Example? Take the above close-up of the first transistorized digital computer trainer ever offered by a home study school.

It's called The Compu-Trainer®—an NTS exclusive. Fascinating to assemble, it introduces you to the exciting world of computer electronics. Its design includes advanced solid-state NOR circuitry,

flip-flops, astable multivibrators and reset circuits. Plus two zener and transistorized voltage-regulated power supplies. The NTS Compu-Trainer® is capable of performing 50,000 operations per second.

Sound fantastic? *It is!* And at that, it's only one of many *ultra-advanced* kits that National Technical Schools offers to give you incomparable, in-depth career training.

PROVE IT YOURSELF. SEND FOR OUR NEW CATALOG. SEE THE LATEST, MOST ADVANCED KITS AND COURSES EVER OFFERED BY A HOME STUDY SCHOOL.

NTS...THE FIRST HOME STUDY SCHOOL TO OFFER LIVE EXPERIMENTS WITH INTEGRATED CIRCUIT KITS

You build a computer sub-system using the new, revolutionary integrated circuits. Each one, smaller than a dime, contains the equivalent of 15 resistors and 27 transistors.

And your kits come to you at no extra cost. These kits are the foundation of the exclusive *Project-Method* home study system...developed in our giant resident school and proven effective for thousands of men like yourself.

With Project-Method, all your kits are carefully integrated with lesson material. Our servicing and communication kits are *real* equipment—not school-designed versions for training only. As you work on each of the projects, you soon realize that even the most complicated circuits and components are easy to understand. You learn *how* they work. You learn *why* they work.

NTS Project-Method is a practical-experience approach to learning. The approach that works *best!* An all-theory training program can be hard to understand — difficult to remember. More than ever before you need the practical experience that comes from working with real circuits and components to make your training stick.

NTS SENDS YOU KITS TO BUILD THESE IMPORTANT ELECTRONICS UNITS!

- ◆ 25" COLOR TV
- ◆ 21" BLACK & WHITE TV
- ◆ SOLID-STATE RADIO
- ◆ AM-SW TWIN-SPEAKER RADIO
- ◆ TUBE-TESTER
- ◆ TRANSCEIVER
- ◆ COMPU-TRAINER®
- ◆ VTVM
- ◆ SIGNAL GENERATOR
- ◆ 5" OSCILLOSCOPE

See them all illustrated in
the new NTS Color Catalog.

CLASSROOM TRAINING AT LOS ANGELES: You can take classroom training at Los Angeles in sunny California. NTS occupies a city block with over a million dollars in facilities devoted exclusively to technical training. Check box in coupon.

NATIONAL TECHNICAL SCHOOLS

WORLD-WIDE TRAINING SINCE 1905
4000 So. Figueroa Street, Los Angeles, Calif. 90037

APPROVED FOR VETERANS



Accredited Member: National Home Study Council
Accredited Member: National Association of
Trade and Technical Schools




COMMUNICATIONS

This transceiver is included in Communications courses. You build it. With it, you easily prepare for the F.C.C. license exam. You become a fully-trained man in communications, where career opportunities are unlimited.

25" COLOR TV ▼


Included in Color TV Servicing Courses. With it you advance yourself into this profitable field of servicing work. Color is the future of television, you can be in on it with NTS training.



YOUR OPPORTUNITY IS NOW

New ideas, new inventions, are opening whole new fields of opportunity. The electronic industry is still the fastest growing field in the U.S. There's a bigger, better place in it for the man who trains today. So, whatever your goals are — advanced color TV servicing, broadcasting, F.C.C. license, computers, or industrial controls, NTS has a highly professional course to meet your needs.

GET THE FACTS! SEE ALL NEW COURSES AND KITS OFFERED IN THE NEW NTS COLOR CATALOG. SEND THE CARD OR COUPON TODAY!



There's no obligation. You enroll by mail only. No salesman will call.

Dept. 206-108

NATIONAL TECHNICAL SCHOOLS

4000 S. Figueroa St., Los Angeles, Calif. 90037
Please rush Free Color Catalog and Sample Lesson, plus information on field checked below. No obligation.

- | | |
|---|--|
| <input type="checkbox"/> MASTER COURSE IN COLOR TV SERVICING | <input type="checkbox"/> PRACTICAL TV & RADIO SERVICING |
| <input type="checkbox"/> COLOR TV SERVICING | <input type="checkbox"/> FCC LICENSE COURSE |
| <input type="checkbox"/> MASTER COURSE IN TV & RADIO SERVICING | <input type="checkbox"/> INDUSTRIAL & COMPUTER ELECTRONICS |
| <input type="checkbox"/> MASTER COURSE IN ELECTRONIC COMMUNICATIONS | <input type="checkbox"/> STEREO, HI FI & SOUND SYSTEMS |
| | <input type="checkbox"/> BASIC ELECTRONICS |


NAME _____ AGE _____

ADDRESS _____

CITY _____ STATE _____ ZIP _____

- Check if interested in Veteran Training under new G.I. Bill.
 Check if interested ONLY in Classroom Training at Los Angeles.

IT TAKES AN EXACT REPLACEMENT TO HIT THE MARK IN COLOR TV SERVICE



TWIST-LOK® Capacitors
come in the right ratings so you can
make exact replacements

Ask your Sprague distributor for a copy of Sprague's comprehensive Electrolytic Capacitor Replacement Manual K-109 or write to:
Sprague Products Company, 81 Marshall St., North Adams, Mass. 01247.

P.S. You can increase your business 7½% by participating in EIA's "What else needs fixing?" program. Ask your distributor or write to us for details.

65-8128

Circle 18 on reader service card



CORRESPONDENCE (continued from page 16)

high, even if the fundamental frequency was low.

JOSEPH G. BRADLEY, JR.
New York, N. Y.

There have been many pros and cons on this subject over the years. Let's stir it up again. How about some of our readers telling us about their opinions and experiences.

ANOTHER WAY TO DO IT ✓

I enjoyed the article "Computerize your Car's Lighting System" in the August 1968 issue. However, if a new car is in the horizon, I have a suggestion. Fiber optics is now offered on all models of Chevrolet except the Chevy II and Corvair and is standard equipment on the Corvette. Optional systems are offered on the Thunderbird and Continental Mark III.

Basically, this system "pipes light" directly from each headlight, parking light, license light and two tail lamps to readouts mounted on the front fenders and on the rear deck. This system is not electronic in nature and is completely passive, and thus not subject to transistor, resistor, or diode failure. It will also indicate which lamp has failed and will tell if two failures have occurred.

T. H. HORRELL
Design Engineer

Packard Electric Division
General Motors Corporation
Warren, Ohio

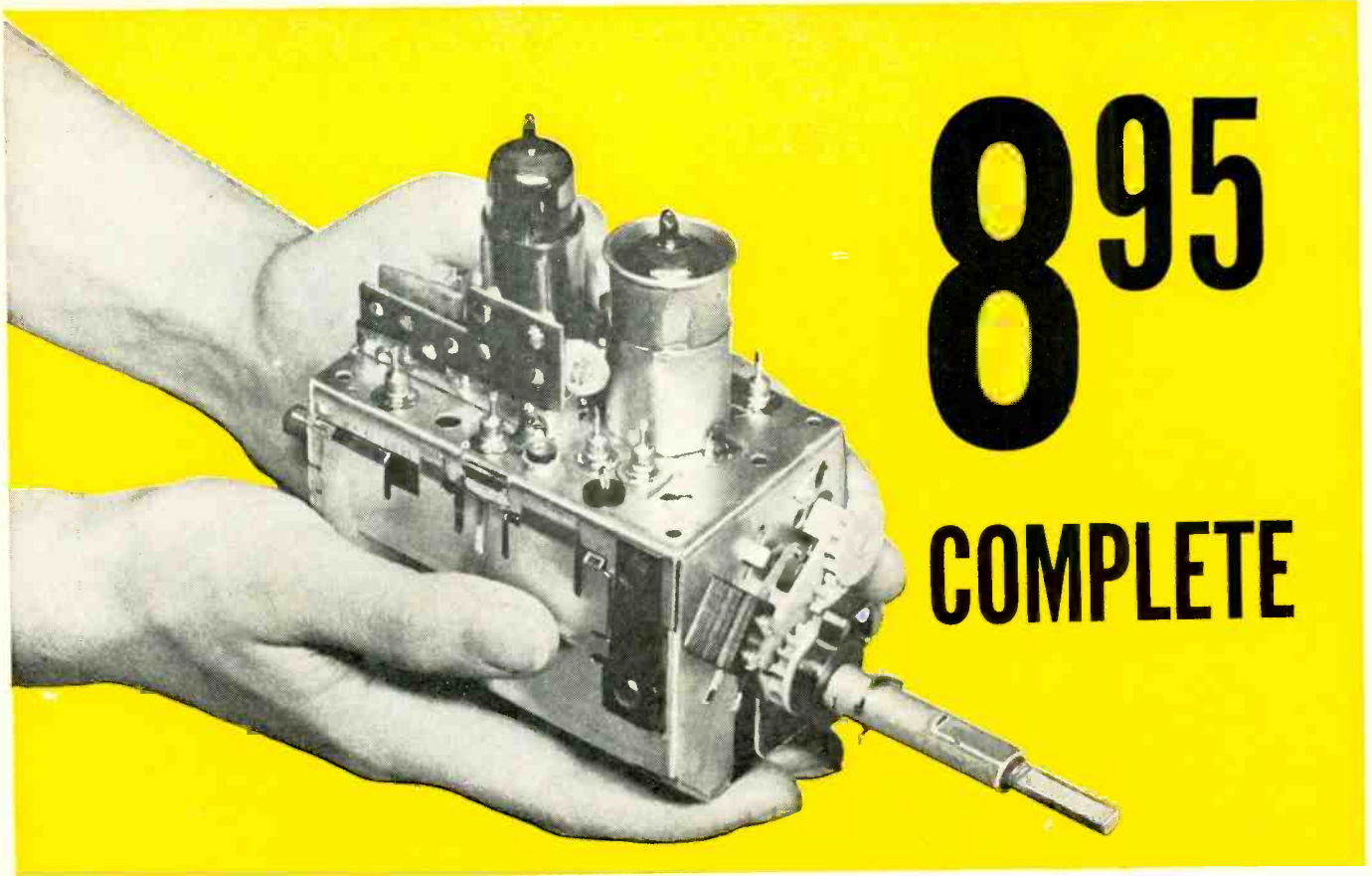
HALL-EFFECT INDUCTOR ✓

The Hall-effect applications mentioned in the article "Hall Effect in Solid" (July 1968) are the most common ones, but one new application was developed by a research group headed by Shoeni Katsoka, at Japan's Electrotechnical Laboratory in Tokyo. This new application is a solid-state inductor which may revolutionize many integrated-circuit designs.

Before its development, engineers had to rely upon external discrete coils when inductive reactances were needed in their circuits. The device may make it possible to include inductors as integral parts of IC chips along with other discrete components.

JOHN LAABS
No. Stonington, Conn.

We've already asked John to do a complete story for us on this new device. It will appear soon. R-E



895 COMPLETE

Castle, the pioneer of television tuner overhauling, offers the following services to solve ALL your television tuner problems.

● **OVERHAUL SERVICE** — All makes and models.

- VHF or UHF tuner \$9.95
- UHF-VHF combination (one piece chassis) \$9.95
- TRANSISTOR tuner \$9.95
- COLOR tuner \$9.95
(Guaranteed color alignment . . . no additional charge)

Overhaul includes parts, except tubes and transistors.

Simply send us the defective tuner complete; include tubes, shield cover and any damaged parts with model number and complaint. Your tuner will be expertly overhauled and returned promptly, performance restored, aligned to original standards and warranted for 90 days.

UV combination tuner must be single chassis type; dismantle tandem UHF and VHF tuners and send in the defective unit only.

And remember—for over a decade Castle has been the leader in this specialized field . . . your assurance of the best in TV tuner overhauling.

● **CUSTOM REPLACEMENTS**

Exact replacements are available for tuners that our inspection reveals are unfit for overhaul. As low as \$12.95 exchange. (Replacements are new or rebuilt.)

● **UNIVERSAL REPLACEMENTS**

Prefer to do it yourself?

Castle universal replacement tuners are available with the following specifications.

STOCK No.	HEATERS	SHAFT		I.F. OUTPUT		PRICE
		Min.*	Max.*	Snd.	Pic.	
CR6P	Parallel 6.3v	1¾"	3"	41.25	45.75	8.95
CR7S	Series 600mA	1¾"	3"	41.25	45.75	9.50
CR9S	Series 450mA	1¾"	3"	41.25	45.75	9.50
CR6XL	Parallel 6.3v	2½"	12"	41.25	45.75	10.45
CR7XL	Series 600mA	2½"	12"	41.25	45.75	11.00
CR9XL	Series 450mA	2½"	12"	41.25	45.75	11.00

*Selector shaft length measured from tuner front apron to extreme tip of shaft.

These Castle replacement tuners are all equipped with memory fine tuning, UHF position with plug input for UHF tuner, rear shaft extension and switch for remote control motor drive . . . they come complete with hardware and component kit to adapt for use in thousands of popular TV receivers.

Order universal replacements out of Main Plant (Chicago) only.



CASTLE TV TUNER SERVICE, INC.

MAIN PLANT: 5715 N. Western Ave., Chicago, Illinois 60645

EAST: 41-96 Vernon Blvd., Long Island City, N.Y. 11101

Circle 19 on reader's service card

The TRUE electronic solution to a major problem of engine operation!

DELTA'S FABULOUS MARK TEN[®]



Only \$44.95 ppd.
In easy-to-build Deltakit[®]
Only \$29.95 ppd.

CAPACITIVE DISCHARGE IGNITION SYSTEM

You've read about The Mark Ten in *Mechanix Illustrated*, *Popular Mechanics*, *Electronics* and other publications!

Now discover for yourself the dramatic improvement in performance of your car, camper, jeep, truck, boat—any vehicle! Delta's remarkable electronic achievement saves on gas, promotes better acceleration, gives your car that zip you've always wanted. Find out why even Detroit has finally come around. In four years of proven reliability, Delta's Mark Ten has set new records of ignition benefits. No re-wiring! Works on literally any type of gasoline engine.

Why settle for less when you can buy the original DELTA Mark Ten, never excelled and so unique that a U.S. Patent has been granted.

READY FOR THESE BENEFITS?

- ▲ Dramatic Increase in Performance and in Fast Acceleration
- ▲ Promotes more Complete Combustion
- ▲ Points and Plugs last 3 to 10 Times Longer
- ▲ Up to 20% Mileage Increase (saves gas)

LITERATURE SENT BY RETURN MAIL
BETTER YET—ORDER TODAY!



P.O. Box 1147 RE • Grand Junction, Colo. 81501

Enclosed is \$ _____ Ship ppd. Ship C.O.D.
Please send:

- Mark Tens (Deltakit[®]) @ \$29.95
(12 VOLT POSITIVE OR NEGATIVE GROUND ONLY)
- Mark Tens (Assembled) @ \$44.95
- 6 Volt: Negative Ground only.
- 12 Volt: Specify Positive Ground Negative Ground

Car Year _____ Make _____
Name _____
Address _____
City/State _____ Zip _____

Circle 20 on reader's service card

In the Shop . . . With Jack

By JACK DARR
SERVICE EDITOR

INPUT IMPEDANCE MATCHING

IMPEDANCE MATCHING IS MOST IMPORTANT in output circuits, where we are dealing with *power*. A properly-matched load will get maximum power from the amplifier. But impedance matching is a two-ended thing; we have input impedances too.

However, input impedance is far from being as critical as output impedance. Why? Primarily because the inputs of most amplifiers are "dry circuits." There is voltage, but practically no current; hence, very small amounts of *power*. If we can get enough *voltage* out of our device—microphone, phono cartridge, etc.—to drive the amplifier to its rated power output, fine. Therefore, the actual impedance match is not nearly as critical as many think. There are exceptions, of course, and we'll see some of them.

The only time we do get into trouble is when the mismatch is so bad that it reduces the input signal voltage *too much*! Then, we have a "weak output." For example, a crystal phono cartridge has a very high impedance. Normally it uses a load resistor of about 4.7 megohms, to develop a high signal voltage across the input. If we connect a dynamic microphone directly across such an input, we won't hear too much output. There will be some, but not enough.

However, if we add a matching transformer to the mike, between its low voice-coil impedance and the input, so the output voltage is stepped-up a lot, we'll be back where we were. This is the kind of impedance matching that is necessary.

Standard impedances

There are actually only two "standard" impedances: "low," which is the 600-ohm balanced type used in all radio-TV broadcast audio equipment (Fig. 1), and "high," which, by a kind of gentleman's agreement, includes anything from 50,000 ohms on up.

There are others, but these aren't ordinarily considered as standard-

This column is for your service problems—TV, radio, audio or general and industrial electronics. We answer all questions individually by mail, free of charge, and the more interesting ones will be printed here.

If you're really stuck, write us. We'll do our best to help you. Don't forget to enclose a stamped, self-addressed envelope. Write: Service Editor, Radio-Electronics, 200 Park Ave. S., New York 10003.

ized. They can be anything, but will probably be about 2000 ohms or so.

The high-impedance group includes crystal and ceramic microphones and phono cartridges, and any other kind of device with a matching transformer which gives it an output impedance of 50,000 ohms or more. Velocity mikes, dynamics and similar types are all basically very low impedance, and need the matching transformers for high Z work. "Magnetic" phono cartridges are basically low Z devices, and are used in both versions.

As usual, there is a good reason for using each of these. The low-im-

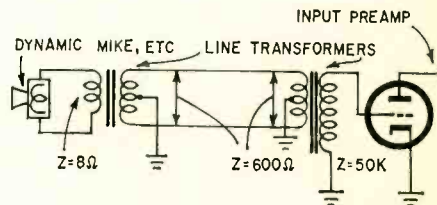


Fig. 1—Matching 600-ohm transformers are used for a balanced line between mike and input. This is standard impedance for radio and TV broadcast audio equipment.

pedance, balanced-to-ground 600-ohm lines can run for long distances with little attenuation, and no undesirable effect on the *frequency* response. Because of the balanced circuit and the grounded center tap, they do not pick up hum and noise. So, this type

breakthrough

Breakthrough



B&K Model 1450 first and only service-designed oscilloscope with "intermittent analyzer" and "electronic memory"

That elusive intermittent . . . how many hours have you spent trying to locate the source of the problem—how much time was wasted testing each circuit when you could have been doing more productive work? Now, B&K know-how and engineering genius have come through for you.

Result . . . the intermittent analyzer in the Model 1450 Diagnostic Oscilloscope. It will tell you *if* and *where* an intermittent occurs—even without your being there! The electronic memory will keep the intermittent indicator "on" until you return. Think of the time and money it saves.

The easiest to use 'scope ever built, its unique screen gives error-free direct readings of peak-to-peak voltages—it syncs automatically at any signal level—easily displays color reference signal. Convenient for use as a vectorscope too, all inputs and controls are on the front panel.

Deluxe in every respect, the 1450 is another B&K innovation that will make your time more profitable in solid state and color TV service. Years-ahead planning for present and future use . . . the best-value all-around 'scope you can buy. With probe. Net, \$279.95

INTERMITTENT MONITOR. Designed to supplement the indicators on the 1450, this plug-in monitor can be placed anywhere in your shop. It flashes and buzzes when an intermittent occurs . . . and projects a professional image to your customer. Net, \$24.95



B&K Division of Dynascan Corporation
1801 W. Belle Plaine Avenue • Chicago, Illinois 60613



Where Electronic Innovation Is A Way Of Life
Circle 21 on reader's service card

Build this magnificent Schober Theatre Organ for only \$1550!*



*Includes finished walnut console. Amplifier, speaker system, optional accessories extra. Only \$1150.50 if you build your own console.

You couldn't touch an organ like this in a store for less than \$3500—and there hasn't been a musical instrument with this vast variety of genuine Theatre Organ voices since the days of the silent movies! Haunting tibias, biting strings, blaring reeds—the whole A to Z gamut of real pipe sounds that make the simplest playing a thrilling experience and give the professional organist everything he needs. If you've dreamed of the grandeur of authentic big-organ sound in your own home, you won't find a more satisfying instrument anywhere—kit or no kit.

The Schober Organ Corp., Dept. RE-59
43 West 61st Street, New York, N.Y. 10023

- Please send me Schober Organ Catalog and free 7-inch "sample" record.
- Enclosed please find \$1.00 for 12-inch L.P. record of Schober Organ music.

NAME _____
ADDRESS _____
CITY _____ STATE _____ ZIP _____

You can learn to play it. And you can build it, from Schober Kits, world famous for ease of assembly without the slightest knowledge of electronics or music, for design and parts quality from the ground up, and—above all—for the highest praise from musicians everywhere.

Send right now for your copy of the full-color Schober catalog, containing specifications of the five Schober Organ models, beginning at \$599.50. No charge, no obligation—but lots of food for a healthy musical appetite!

Circle 22 on reader's service card

is universally used in broadcast work, and for high fidelity recording work.

The high-impedance types are cheaper. However, they should be limited to comparatively short runs, especially when used with microphone and phono input cable. The inherent shunt capacitance of a long run of coaxial cable will cause a severe loss of high frequencies.

You can always identify the type by looking at the schematic. If the input goes directly to a tube grid or FET (Field Effect Transistor) base, with a very large load resistor, it's high-Z. If there is a center-tapped transformer across the input, it is not apt to be a 600-ohm balanced type.

Mismatch and frequency

Normally, even what looks like a horrible mismatch won't make a lot of difference in the quality of the output. If you wind up with enough signal voltage to drive the amplifier to its full output, okay. In an emergency, I have fed the 16-ohm output of a PA

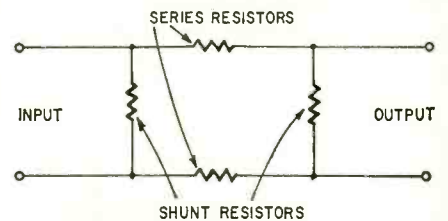



Fig. 2—Input overdrive can be cured with a simple H pad, which will not affect frequency. To reduce signal output, large series resistors and smaller shunt resistors are used in the network.

system into the 600-ohm balanced input of a radio-remote amplifier, and fed a low-impedance speaker line directly to the very high-impedance input of a tape recorder, and come out smelling like a rose.

There is only one thing you must beware of: in such cases—don't overdrive. A microphone may have a voltage output of something like 50 mV, a phono cartridge up around one volt. But a speaker line can get up around 15–20 volts, and you'll overdrive the sensitive input and cause a bad hum, clipping and so on. Transistor amplifiers seem to be especially sensitive to this kind of overload problem.

The cure, of course, is to cut down the input-signal voltage. Use simple non-inductive resistive H-pads across the circuit (Fig. 2). These are not frequency-sensitive since they use only resistors. Rule of thumb: to cut down voltage, make series resistors bigger and shunt resistors smaller. R-E

Portable "computer" for electronics men.



WANT FAST ANSWERS to math and electronics problems? Now, compute them in a flash with this new Electronics Slide Rule.

Calculate resonant frequencies, solve inductive or capacitive reactance problems, find reciprocals for resistance formulas, locate decimal points—all in just seconds, without pencil and paper.

Whiz through regular math problems, too: multiplication, division, square roots, logarithms, even trigonometric functions.

Sturdy 12-inch, all-metal slide rule comes complete with handsome leather carrying case—plus 4-lesson instruction course. Deliberately priced low as our way of making friends with electronics men. FREE booklet gives full details. Mail coupon below today.

Mail Coupon for FREE Booklet

CIE Cleveland Institute of Electronics
1776 East 17th Street, Cleveland, Ohio 44114

Please send me, without charge or obligation, your booklet describing the Electronics Slide Rule and 4-lesson instruction course. Also free if I act at once—a handy, pocket-sized Electronics Data Guide.

Name _____ (Please Print)


Address _____

City _____ State _____ ZIP _____

Accredited Member National Home Study Council
A Leader in Electronics Training... Since 1934

RE-157

Circle 23 on reader's service card



At last someone has made another PA speaker like the unique, distortion-free CDP.[®]

It had to be us.

E-V There's a good reason why only Electro-Voice has produced the compound horn. That reason is U.S. Patent No. 2,856,467. And though several have tried, there's just no equal to this ingenious design.

The difference made by a compound horn is easily heard. Distortion is lower, particularly at or near full power. Response is smoother, flatter, with extended highs for better intelligibility. And with no peaks in response, the chances of feedback are greatly reduced.

This improved performance is gained at no loss in efficiency. In fact, in many installations fewer compound horns are needed to do the same job as reentrant horns. So, costs are lower, installation time is shorter, and main-

tenance is easier.

Until recently, the advantages of compound design were available only in the wide-angle CDP (FC100)—the fiberglass horn that started the trend to high fidelity response in public address. Now you can have a choice.

Our newest compound horn is the round AC100 horn. It puts more useful energy on axis than much larger reentrants. And the AC100 concentrates its energy with the same high quality that has made the wide-angle CDP famous. Smooth response, low distortion, extended highs—all advantages that every audience will hear and appreciate, and all exclusive with E-V compound horn design.

Both the AC100 and the FC100

require E-V convertible drivers. And now there are four from which to choose. Rated at 30 and 60 watts, with and without 70.7-volt transformers. Every driver offers the efficiency of E-V ceramic magnet design, combined with utter reliability. Even so, diaphragm assemblies are field replaceable (after all, accidents will happen).

Find out for yourself how our compound horns can improve your next sound installation without compounding your problems. For complete catalog information, write today.

SHOWN ABOVE: Left, 848A 30 watt CDP speaker, \$89.00 list; or FC100 horn only, \$53.50 list for use with any E-V convertible driver. Right, AC100 horn only, \$92.00 list. Not illustrated, smaller 847 25 watt CDP speaker, \$59.00 list. Normal trade discounts apply.

high fidelity speakers and systems • tuners, amplifiers, receivers • public address loudspeakers • microphones • phonograph needles and cartridges • organs • space and defense electronics

ELECTRO-VOICE, INC., Dept. 1086E, 613 Cecil Street, Buchanan, Michigan 49107

Circle 24 on reader's service card

Electro-Voice[®]

A SUBSIDIARY OF GULTON INDUSTRIES, INC.

27

In today's electronics boom the demand for men with technical education is far greater than the supply of graduate engineers. Thousands of real engineering jobs are being filled by men without engineering degrees—provided they are thoroughly trained in basic electronic theory and modern application. The pay is good, the future is bright... and the training can now be acquired at home—on your own time.

THE ELECTRONICS BOOM has created a new breed of professional man—the non-degree engineer. Depending on the branch of electronics he's in, he may "ride herd" over a flock of computers, run a powerful TV transmitter, supervise a service or maintenance department, or work side by side with distinguished scientists on a new discovery.

But you do need to know more than soldering connections, testing circuits and replacing components. You need to really know the fundamentals of electronics.

How can you pick up this necessary knowledge? Many of today's non-degree engineers learned their electronics at home. In fact, some authorities feel that a home study course is the *best* way. *Popular Electronics* said:

"By its very nature, home study develops your ability to analyze and extract information as well as to strengthen your sense of responsibility and initiative."

Cleveland Method Makes It Easy

If you do decide to advance your career through home study, it's best to pick a school that *specializes* in the home study method. Electronics is complicated enough without trying to learn it from texts and lessons that were designed for the classroom instead of the home.

Cleveland Institute of Electronics concentrates on home study exclusively. Over the last 30 years it has developed tech-

How to become a "Non-Degree Engineer"



niques that make learning at home easy, even if you once had trouble studying. Your instructor gives the lessons and questions you send in his undivided personal attention—it's like being the only student in his "class." He not only grades your work, he analyzes it. And he mails back his corrections and comments the same day he gets your lessons, so you read his notations while everything is still fresh in your mind.

Students who have taken other courses often comment on how much more they learn from CIE. Says Mark E. Newland of Santa Maria, Calif.:

"Of 11 different correspondence courses I've taken, CIE's was the best prepared, most interesting, and easiest to understand. I passed my 1st Class FCC exam after completing my course, and have increased my earnings by \$120 a month."

Always Up-to-Date

Because of rapid developments in electronics, CIE courses are constantly being revised. This year's courses include up-to-the-minute lessons in Microminiaturization, Laser Theory and Application, Suppressed Carrier Modulation, Single Sideband Techniques, Logical Troubleshooting, Boolean Algebra, Pulse Theory, Timebase Generators...and many more.

CIE Assures You an FCC License

The Cleveland method of training is so successful that better than 9 out of 10 CIE

graduates who take the FCC exam pass it. This is despite the fact that, among non-CIE men, 2 out of every 3 who take the exam fail! That's why CIE can promise in writing to refund your tuition in full if you complete one of its FCC courses and fail to pass the licensing exam.

This Book Can Help You

Thousands who are advancing their electronics careers started by reading our famous book, "How To Succeed In Electronics." It tells of many non-degree engineering jobs and other electronics careers open to men with the proper training. And it tells which courses of study best prepare you for the work you want.

If you would like to cash in on the electronics boom, let us send you this 40-page book free.

Just fill out and mail the attached post-paid card. Or, if the card is missing, mail the coupon at right.

NEW COLLEGE-LEVEL CAREER COURSE FOR MEN WITH PRIOR EXPERIENCE IN ELECTRONICS

ELECTRONICS ENGINEERING... covers steady-state and transient network theory, solid state physics and circuitry, pulse techniques, computer logic and mathematics through calculus. A college-level course for men already working in Electronics.

CIE
**Cleveland Institute
of Electronics**
1776 East 17th Street
Cleveland, Ohio 44114

Please send me without cost or obligation:

Your 40-page book "How To Succeed In Electronics" describing the job opportunities in Electronics today, and how your courses can prepare me for them.

Your book on "How To Get A Commercial FCC License."

I am especially interested in:

- Electronics Technology
- Broadcast Engineering
- First Class FCC License
- Electronic Communications
- Industrial Electronics
- Electronics Engineering

Name _____ (PLEASE PRINT)

City _____

Address _____

State _____

Zip _____ Age _____

ENROLL UNDER NEW G.I. BILL. All CIE courses are available under the new G.I. Bill. If you served on active duty since January 31, 1955, or are in service now, check box on card or in this coupon for G. I. bill information.

RE-53





What's Really New

*Inside story on the new generation—
changers that think they're turntables!*

By CHARLES WURTSWORTH

MOST HI-FI COMPONENTS HAVE UNDERGONE SIGNIFICANT improvements that have touched off "second generation units." FM tuners have been fitted with front-end FET's and IC's in their midsections . . . amplifiers boast silicon transistors . . . loudspeakers capitalize on acoustic suspension.

Now it's the record changer's turn. Although current models employ no revolutionary concepts, it can be safely said the new changers are significantly improved over instruments of a few years ago.

A sign of what's happening is the changer's soaring reputation. Until recently, it was widely believed that highest fidelity was possible only with a single-play turntable fitted with a separate arm and cartridge. Mechanical simplicity and careful design could produce playback with extremely low levels of wow, rumble and flutter. Well-designed arms could help a cartridge trace grooves at low tracking force and error.

Record changers, on the other hand, often suffered from short, resonating tone arms and high arm pivot friction. Considerable arm pressure was needed to trip a changer into cycling at the end of a recording. The sheer mechanical complexity of a changer soaked up a considerable part of its price without contributing much to quality.

Finally, conventional changers reeled under the introduction of the stereo disc. With increased cartridge sensitivity in the vertical plane, where rumble is most troublesome, changer performance deteriorated even further.

Then came the turnabout. Despite its rejection by audio purists, the changer still offered a powerful appeal: operating convenience. Its faults were willingly accepted by many listeners for the pleasure of being able to load the instrument with more than a half-dozen discs and hear music

played without further fuss. This may explain why manufacturers expended considerable effort to upgrade the changer to full hi-fi status.

Have they succeeded? The answer from a chorus of authorities and audiophiles is that the difference in quality between the manual turntable and changer has virtually disappeared.

The current crop of changers is the result of a number of painstaking refinements. Several examples show where they appear. If you examine the turntable platter on a current changer, you probably won't see a mere shell of metal. Chances are it's a heavy platter, possibly more than 7 pounds. Note the tone arm. Again, it's no longer a metal shell. It may be tubular metal or wood, with mechanical resonances carefully engineered out of the audible range. And it is extremely rigid yet lightweight.

In addition, the cartridge end is constructed with a



RADIO-ELECTRONICS



In Record Changers

precise offset to provide low tracking error. At the arm's anchored end, there is a low-friction pivot to complement high-compliance stereo cartridges. At that point you'll also see a counterbalance system far more sophisticated than on older changers. Instead of a coarse spring, new models have elaborate weights to permit balancing and adjusting an arm to recommended stylus force. Unlike earlier changers, arm balancing in new models virtually eliminates the need for leveling the instrument base during installation.

A new changer will probably have a trip mechanism that can trigger a change cycle when stylus force is less than a gram. (It once required some 8 grams or more.) The motor will be an induction or hysteresis-synchronous type (or a combination of both). Either type of motor in a well-designed changer has excellent speed accuracy. Some models add a "pitch" control, a vernier on turntable speed that allows a listener to match musical pitch to that of a live instrument.

Photo Credits: Above from left to right—Lesa Professional Six by Martel; Dual 1019 by United Audio; Lafayette Model 400; Allied Model 919; (left) McDonald model 600 by BSR; (below) Miracord Model 50H. All six are the latest changers around.



Another changer trend is to make some adjustments, formerly hidden from view, easily accessible to the listener. Instruction manuals now provide more comprehensive information on adjusting arm height (to clear a record stack) and setdown point. They reflect the belief that, if a system is capable of higher quality, critical adjustments should be easily available to maintain it.

Even the name "record changer" is shifting. Many models are designated "automatic turntables," which suggests a combination of single-play turntable and automatic changer. The new designation is mainly justified by supplying two spindles. One is the familiar, long type to stack records for the changing operation, the other is a stubby one. If the listener prefers single-play or manual operation, the short spindle is substituted in the turntable's center hole. Now single-play becomes as convenient as with a manual turntable.

Why bother with single-play? It's apparently the manufacturer's nod to the audio purist who associates high quality with the manual player. One benefit is that the short spindle, unlike the long one, can rotate *with* the record. This subjects a disk's center hole to virtually no wear or widening. Another benefit—the tone arm doesn't have to be handled in single-play operation, a tricky proposition with today's featherweight cartridges. The changing mechanism automatically positions the stylus in the lead groove. Also, the system shuts off automatically after the disc is through playing.

Many other features appear in recent changers. Let's look at several as they appear in specific models.

Anti-skating devices are one example. Skating is the tendency of the arm to thrust sidewise toward the center of the disc. (The force develops from the fact that the arm is offset, or bent, near the cartridge to help eliminate tracking error.) Since skating force tends to nudge the stylus against the inner wall of the groove, the result may be uneven record wear and distortion. This was hardly a problem with old changers since high pivot arm friction obliterated the light skating forces. But current cartridges track at a gram

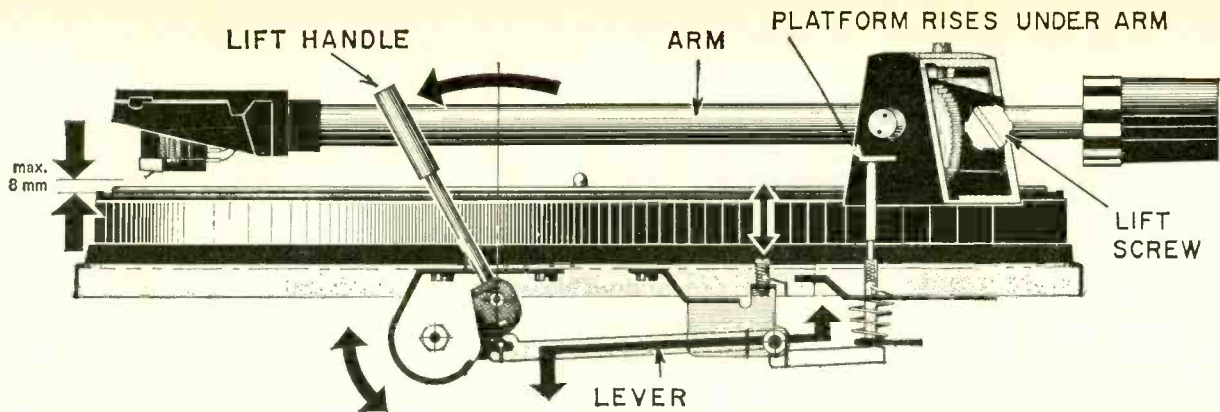


Fig. 2—Cueing devices permit manual lowering of the stylus. On Dual 1019, pressure on the lift handle is transmitted to a platform under the tone arm. This raises the stylus above the record surface, permitting scratch-free lateral tone arm movement.

or so, and skating force is more apparent.

The anti-skating mechanism is usually a spring or weight device. The arrangement on the Miracord 50 is in Fig. 1 (below). Skating force developed by the arm is shown by the lower directional arrow. The anti-skating device creates an opposing force whose direction is shown by arrow A.

To set up the system initially, the listener dials a number on the adjusting knob, marked D. This value will always be the same as the stylus force recommended by the cartridge manufacturer. (Anti-skating force is about $\frac{1}{10}$ of this stylus force.) The listener's adjustment sets the tension of a rotary spring below the knob and its force is applied to lever C. The lever presses against bolt B on the tone-arm shaft. As the tone arm rides through its arc, it receives a continuous counterforce to offset any skating effect.

Another feature now widely used in automatic turntables is a cueing device to overcome the problem of handling a delicate tone arm and stylus. It's not a simple task to manipulate a tone arm that's tracking at a mere gram or less without risking a swipe of the stylus across the record grooves. The cueing device answers the problem of lowering the stylus on a particular band or groove.

To operate a typical cueing system, a lever is operated that raises the tone arm a fraction of an inch above the grooves. The tone arm can then be safely moved to any point over the record. Releasing the cueing lever allows the stylus to descend gently to the record surface.

The cueing feature of the Dual 1019 is shown in Fig. 2,

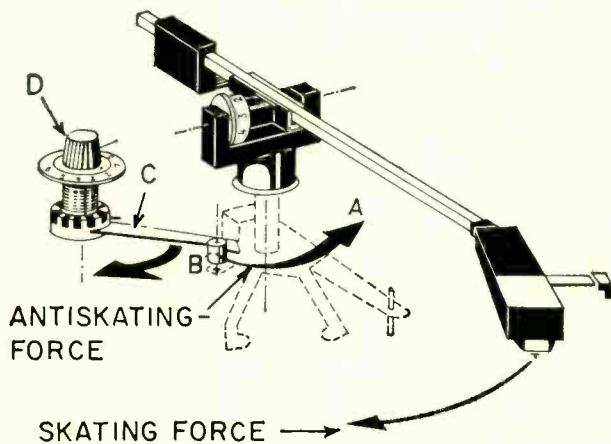


Fig. 1—Anti-skating mechanisms apply a constant counterforce (A) to the tone arm. On the Miracord 50, this force is about $\frac{1}{10}$ that recommended for tracking and is set with knob D.

When the lift handle is pulled by hand, the lever transmits the action back to the lift screw. This raises the platform, positioned just below the tone arm. After the listener has moved the tone arm over the desired point, the lift arm is pushed toward the rear of the changer. This disengages the lever from the lift screw and allows the arm to drop slowly to the record, its speed controlled by damping action of silicone grease.

This cueing system may also serve as a pause control. If the lift handle is pulled, the arm rises and hovers a fraction of an inch above the disc for the desired pause, then returns to the same groove after release.

The light tracking force of current cartridges has prompted many manufacturers to include a built-in stylus gauge on their record changers. Further, the gauge is usually coupled with a method for finely balancing the tone arm. This leads to a two-step adjustment when a changer is first set up in the home.

To illustrate how it's done, adjustments are shown in Fig. 3 for the Garrard Synchro-Lab 75. First step is balancing the arm. This is done by turning the counterbalance adjustment, a wheel that positions the large counterweight at the rear of the arm. When the arm is in perfect balance, the stylus-force dial is turned to the recommended stylus force (there are graduations from 0–5 grams). With this system, the arm becomes resistant to error in turntable level and mechanical disturbances.

Also note the bias compensator near the arm in Fig. 3. This is another designation for the anti-skating control de-



Fig. 3—Two tone arm adjustments on Garrard's Synchro-Lab 75 permit working with modern-day light-tracking-force cartridges.

COMPUTERIZE YOUR CAR LIGHTS

Part III—Add “lights-on” reminder and lamp flasher to complete your lighting computer

By R. M. MARSTON

THE COMPUTERIZED LIGHTING SYSTEM described in Parts I and II of this series detects most lighting faults. There is, however, one remaining service that the “brain” can perform, and that’s as a “switch-lights-off” reminder. Here’s what the device should do.

To remind the driver to switch the lights off after a night drive, the dash-panel warning lamp should light when the car is parked and the ignition switch is turned off. The lamp should extinguish when the lights are switched off, indicating everything’s all right.

It’s possible, however, the driver knows the lights are still on, but wants them left that way for night parking. Then, the warning lamp should switch itself off after 50 seconds or so. A reminder system of this type can be built easily using the 5-transistor circuit shown in Fig. 7.

Normally, with both ignition and light switches on, the circuit condition is: The positive side of C2 is connected to the -12-volt line via the ignition switch, while the other side of the capacitor is connected to the -12-volt line via R69, the Q26 base network and the lights switch. Since there is zero charge on this capacitor, Q27 is cut off, as are Q25 and Q24. Lamp LP13 is also off. Capacitor C3 is fully charged, so Q28’s base is effectively shorted to the -12-volt line via R72. Thus Q28 and Q27 are cut off.

Suppose now the ignition switch is turned off, but the lights are left on. As soon as the ignition switch is opened, the positive side of C2 is shorted to ground via R65. This capacitor begins to charge via R65-R69 and the base network of Q26 switching Q26 on in the process. The collector of Q26 is direct-coupled to Q25’s base, and Q25’s collector is direct-coupled to Q24’s base; so, as soon as Q26 starts to conduct, both Q25 and Q26 are switched hard on, and LP13 lights.

Transistor Q26 has an input impedance of about 20,000 ohms, so C2 charges with a long time constant. When C2 is nearly charged to -12 volts, Q26 cuts off, as do Q25 and Q24, and the lamp goes off. With the com-

ponent values shown, LP13 stays on for about a 50-sec maximum.

If the light switch is opened, the supply to the circuit and LP13 is immediately broken, and LP13 goes off at once. Turning the ignition on when the lights are off has no effect.

Finally, consider the circuit action if the lights are switched on but the ignition is off. In this case, as soon as the light switch is closed C3 starts to charge via Q28’s base network, and Q28 is switched on. As Q28 switches on, it switches Q27 on also. The collector of Q27 is direct-coupled to Q26’s base; so, when the light switch is on, Q27 is driven to saturation and effectively shorts Q26’s base to the -12-volt line, insuring that Q26, Q25, Q24 and LP13 are cut off. Since Q26’s base is effectively shorted to the -12-volt line, C2 charges rapidly via R65, R69 and Q27’s collector.

Transistor Q28 is connected as an emitter follower and has an input impedance of about 20,000 ohms. With the component values shown, Q27 stays saturated for about 4 seconds. But when Q27 is saturated, C2 charges to almost full -12 volts in about 2 seconds. Thus, by the time Q27 switches off, C2 is fully charged, so Q26 (and thus LP13) stays off at the end of this brief timing cycle. Therefore, LP13 switches on only at the moment the ignition switch is opened with the lights on.

Diode D38 provides a short discharge path for C2 when the ignition switch is turned on, and D39 and R73 give a short discharge path for C3 when the lights are switched off.

Q24: Any npn transistor with a current gain greater than 20 (greater than 40 in a 6-volt system) and $I_{c(max)}$ rating of 500 mA or greater. A germanium transistor is preferable, but not essential.

Q25: Any silicon pnp transistor with a current gain greater than 20.

Q26, Q27, Q28: Any npn silicon transistor with a current gain greater than 20.

D37: Any silicon or germanium rectifier with a forward-current rating greater than 300 mA.

D38, D39: Any general-purpose

germanium diode will work here.


Most circuit component values are shown in the list in Fig. 7. Additional semiconductor selection data are shown here.

This “switch-lights-off” reminder circuit can be used either on its own or with the two computer circuits described in Parts I or II.

A flashing warning indicator

In the three units described so far, warning indicator LP13 has been a simple bulb that switches on when a fault is present. A glowing lamp is not particularly effective in attracting a driver’s attention, however, and a superior system replaces LP13 with a unit that rapidly flashes a warning lamp on and off when triggered.

A suitable flashing circuit is shown in Fig. 8. The reader is urged to use this unit in place of LP13 in the earlier circuits. Besides giving a more effective warning, this unit allows a number of



changes to be made to the computer circuits described earlier: permitting transistors with an h_{FE} as low as 5 to be used in many cases, and the moderately expensive D25-D28, etc., 300-mA diodes to be replaced by general-purpose germanium types.

The circuit of Fig. 8 works this way: Dash-panel warning lamp LP13 is connected between ground and the collector of Q29; Q29’s base is direct-coupled to the collector of Q30, and Q30’s base is shorted to ground via R77. This section of the circuit is permanently wired across the 12-volt battery. Under normal conditions Q30 and Q29 are cut off, and LP13 is off.

Transistors Q31 and Q32 form a free-running multivibrator, operating at a frequency of about 1 Hz. This

X 35-38 HEATH AR-15

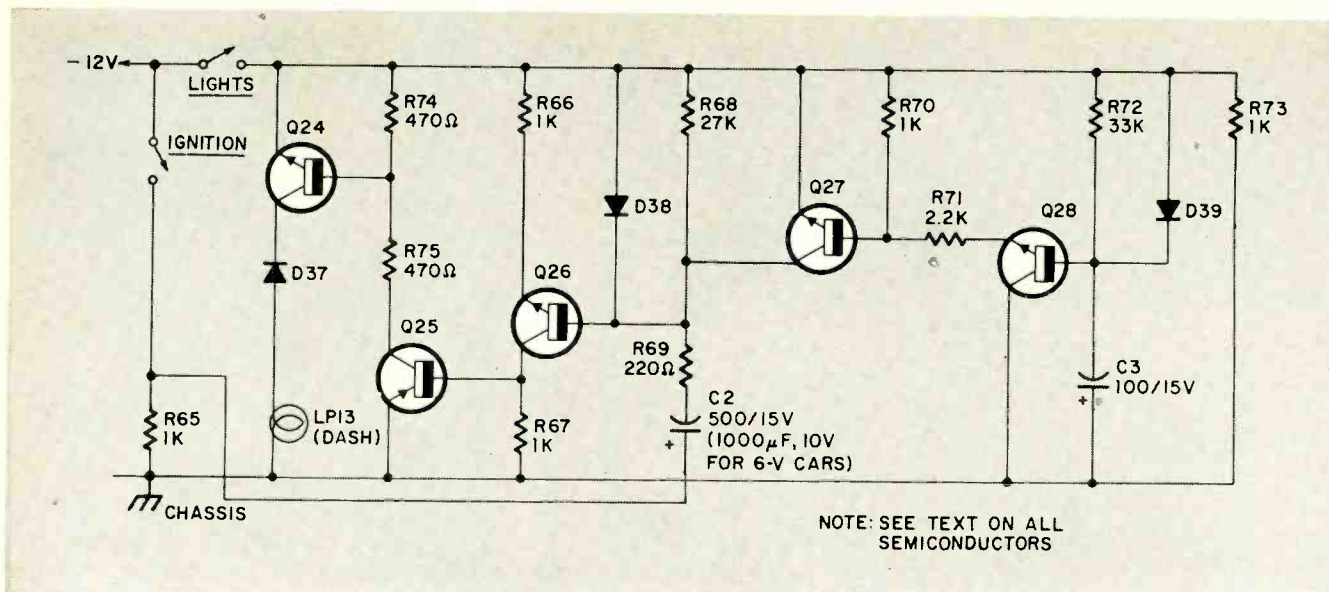


Fig. 7—The “lights-on” reminder provides a 50-second warning when lights are on after the ignition has been turned off.

multivibrator takes the place of LP13 of the earlier circuits.

When operating, the output of the multivibrator taken from Q31's collector alternately switches between near ground potential and near full -12-volt battery potential, and this output is direct-coupled to Q30's base. When the output is at near-ground potential or the multivibrator is inoperative, Q30 is cut off and LP13 is off. When the output is at near full 12-volts potential, Q30 is driven on, and in turn drives Q29 to saturation and thus switches LP13 full on.

Thus, LP13 switches on only when the multivibrator is operating, and switches on and off at a repetition frequency of about 1 Hz.

In the multivibrator D40 and D41 are fitted as “sure start” diodes, and D42 and D43 are used to prevent base-emitter breakdown of the transistors under operating conditions. Use of these diodes insures that the circuit will operate correctly, irrespective of the transistor characteristics. That is, it will work equally well with germanium or silicon af or rf transistors with high or low current gains.

Most component values are shown in Fig. 8, and these apply equally to cars with 12-volt and 6-volt systems. The following notes apply to components not listed in Fig. 8:

Q29: Any germanium npn transistor with a current gain greater than 20 (greater than 40 in a 6-volt system) and an $I_{c(max)}$ of 500 mA or more.

Q30: any silicon pnp transistor with a current gain greater than 20.

Q31, Q32: Any germanium or silicon pnp transistor with a current gain greater than 20.

D40-D43: Any general-purpose germanium diode.

LP13: 12 volts, 1.2 watts. (100 mA in 12-volt systems, or 6V, 1.8 watts (300 mA) or less in 6-volt systems.

In cars with a negative-ground system, all pnp transistors should be changed for npn types, and vice versa, and the polarity of all diodes and capacitors should be reversed.

This flashing warning indicator can be fitted in place of LP13 in any of the earlier circuits without need for component modifications. Voltage supply point A connects to the anodes of D25-D28 (Fig. 3), the anode of D36 (Fig. 4) and/or D37 in Fig. 7. These earlier circuits have, however, each been designed to give maximum output drive currents to LP13 of up to 300 mA. When the flashing indicator is used, on the other hand, the maximum output requirements of these circuits are reduced to a mere 15 mA maximum on a 12-volt system, or 7 mA maximum on a 6-volt system, permitting the component values of these circuits to be changed.

For example, in the lamp-failure detector system of Fig. 3, Q13-Q16 no longer need an $I_{c(max)}$ rating of 500 mA, and can be replaced by virtually any npn transistors with a current gain greater than 20. Similarly, any general-purpose germanium diodes can be used in place of D25-D28. Again, because of the resulting low base-drive requirements of Q13-Q16, the collector loads of Q1-Q12 can be increased considerably (to 2200 ohms), reducing the necessary power ratings (and thus size) of these load resistors, and permitting Q1-Q12 to work correctly even with current gains as low as 4 or 5.

Similar component changes can be made in the remaining circuits, enabling “bargain-pack” semiconductors

to be used in many cases, and so considerably reducing cost of the complete system.

A complete list of component values and specifications that can be used in conjunction with the flashing warning indicator is included. These values apply equally to 6-volt and 12-volt lighting systems.

Construction tips

The circuits of Figs. 3, 4 and 5 can be used either on their own or in conjunction with one another. They can be used to drive either a simple LP13 indicator or the flashing indicator of Fig. 8.

These circuits are meant for the fairly experienced constructor only. That's one reason no building instructions are given. Another is that no single construction plan can possibly satisfy all readers. Too many variables are involved.

If you figure that you have enough knowledge to wire up the units from the schematics, and know how to carry out simple functional tests on semiconductors and maybe do a little bit of troubleshooting, construction should present no problems. If you don't have this knowledge, get the help of someone who has, or forget the whole thing.

If you decide to go ahead with construction, take note of the following rules:

(1) Test all transistors for low collector leakage and minimum gain before use. Check all diodes for low reverse leakage before using them. You can carry out these simple tests with an ordinary multimeter.

(2) Read the explanations of circuit operation and make sure you understand them before starting con-

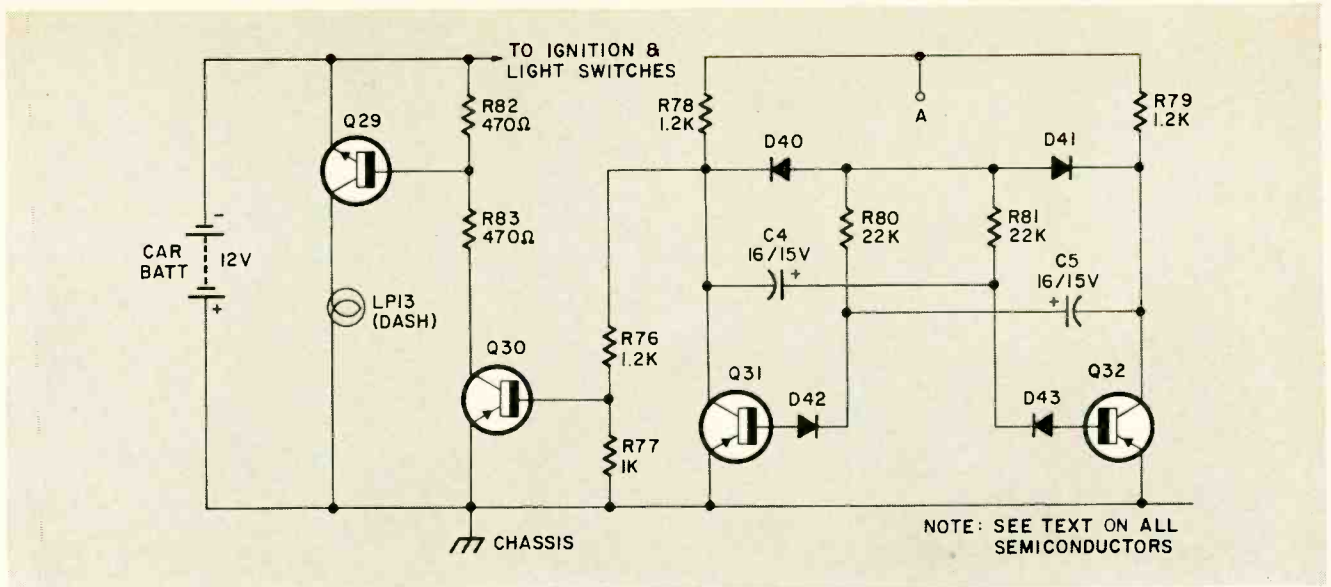


Fig. 8—A flashing light catches driver's eye faster than a steady glow. This flasher circuit is highly recommended.

struction of any given unit.

(3) Where possible, build the units one transistor stage at a time, and carry out a functional test before proceeding with the next. When you've built one complete section, such as the lamp-failure detector, give it a full functional check before continuing.

(4) If you have to do any troubleshooting, remember that most of the circuits used are of the digital type. Their transistors are either switched hard on or are off. Where in doubt, read the explanation of circuit operation, and try to follow the operation through the schematic. If you test all semiconductors before using them, the circuit should work the first time.

(5) Remember that, in a car, the supply battery has a low internal impedance, and thus gives a fairly constant output voltage under different loading conditions. That's the conditions these units are designed to work under, so when you're testing them in

the workshop, use a similar low-impedance supply—either a car battery or a stabilized supply unit. Do not carry out tests substituting dry cells.

Finally, we come to the question of building costs. An outstanding feature of all these units is that they have been designed to work with virtually any semiconductors. In most cases, it doesn't matter if transistors are germanium or silicon types, if they have high or low gains, or if you have a 6-volt or 12-volt supply system.

Consequently, you can use semiconductors of the type you get in "bargain packs" from mail-order firms—as long as you test them before use. The full system, including flashing indicator, uses a total of 75 semiconductors; you can get the whole lot, tested, for under \$9 from advertisers in this magazine. Untested, you can get them for a lot less than that.

The unit uses 83 resistors. If you shop around and buy in bulk, you can

get the lot for under \$2. You can build the complete system for under \$20, I built mine for about \$10, using untested components.

These articles have shown how to build a low-cost computerized system that will detect virtually any lighting fault in your car. Automobile manufacturers are developing similar systems in their labs, but it looks as if it will be several years before they get their systems on the market. Thus you can build an advanced unit that will provide convenience and practical safety features.

You may decide to add a few extras to the basic circuits shown, since there's plenty of room for experiment. You can, for example, feed the output of each unit to an individual lamp rather than LP13, so that each lamp indicates a different fault. Or you can replace these lamps with a prerecorded tape-loop selector, so that a voice tells you the fault when it occurs. **R-E**

MASTER PARTS LIST

(Note: Values for resistors R1-R65 and specifications for transistors Q1-Q23 are for use with the flashing lamp fault indicator in Fig. 8 and may differ slightly from those in the parts lists in Parts 1 and 2 of this article.)

C1—1000- μ F, 15-volt electrolytic capacitor
 C2—1000- μ F, 10-volt electrolytic capacitor (for 6-volt systems) or 500 μ F, 15 volts for 12-volt systems
 C3—100- μ F, 15-volt electrolytic capacitor
 C4, C5—16- μ F, 15-volt electrolytic capacitor
 R1—R12—270-ohm resistors if Q1-Q12 are germanium, 470 ohms if Q1-Q12 are silicon transistors
 R13—R24—220-ohm resistor
 R25—R36—2200-ohm resistor
 R37—R40, R58, R74—470-ohm resistor if Q13-Q16, Q21 and Q24 are germanium, 1000 ohms if Q13-Q16, Q21 and Q24 are silicon transistors
 R41—R44, R50, R59, R82—470-ohm resistor
 R45—100,000-ohm miniature potentiometer

R46-R47—5600-ohm resistor
 R48—12,000-ohm resistor
 R49—10,000-ohm resistor
 R51, R57, R62, R71, R75—2200-ohm resistor
 R52, R54, R61, R63, R67, R70, R77—1000-ohm resistor
 R53, R56, R83—470-ohm, 1/2-watt resistor
 R55, R64—4700-ohm resistor
 R60—1800-ohm resistor
 R65, R66, R73—1000-ohm, 1/4-watt resistor
 R68—27,000-ohm resistor
 R69—220-ohm, 1/2-watt resistor
 R72—33,000-ohm resistor
 R76—1200-ohm resistor
 R78, R79—1200-ohm, 1/4-watt resistor
 R80, R81—22,000-ohm resistor
 All resistors 1/10-watt, 10% unless otherwise noted
 D1—D12—Silicon rectifiers to pass currents of automotive lamps LP1-LP12
 D13—D24 and D29—D35—general-purpose silicon diodes
 D25—D38 and D36—D43—General-purpose germanium diode
 Q1—Q12, Q20—Any npn transistor, h_{FE} greater than 5

Q13—Q16—Any npn transistor, h_{FE} greater than 20
 Q17, Q18—Any pnp transistor, h_{FE} greater than 20
 Q19, Q21, Q24—Any npn transistor, h_{FE} greater than 20
 Q22, 23—Any pnp transistor, h_{FE} greater than 10
 Q25—Any pnp silicon transistor, h_{FE} greater than 20
 Q26—Q28—Any npn silicon transistor, h_{FE} greater than 20
 Q29—Any npn germanium transistor with $I_{C, max}$ 500 mA or greater and h_{FE} greater than 20 (h_{FE} greater than 40 for 6-volt systems)
 Q30—Any pnp silicon transistor, h_{FE} greater than 20
 Q31, Q32—Any pnp transistor, h_{FE} greater than 20
 LDR1—Any cadmium sulphide photocell with face diameter greater than 1/4"
 LP13—12-volt, 1.2-watt (100-mA) or smaller lamp for 12-volt system or 6-volt, 1.8-watt (300-mA) or smaller lamp for 6-volt system.



*Cartridges vs. cassettes:
4 two-hour, 4-track cassettes
fit into an 8-track cartridge box*

CASSETTES—New Shape of Tape?

By **WALTER G. SALM**

TAPE RECORDERS ARE MORE THAN 20 years old. The open-reel format is still the most popular, but is waging a serious battle with several young upstarts. The main contenders for first place are two sworn enemies: continuous-loop cartridges and the cassette.

It all started when somebody at RCA decided that there must be an easier way to load tape recorders—a way as easy as putting a disc on a phonograph. The basic idea was fine: put the tapes into an enclosed cartridge to make them more appealing to the mass market. So RCA introduced its tape cartridge, complete with a family of tape recorders designed specifically for the all-thumbs set. The idea caught on—among other manufacturers—who started to produce cartridge machines under license, but somehow the frantic public rush never materialized.



Recently, Philips (N.V. Philips Gloeilampenfabrieken — variously called “Norelco” or “Amperex” in the U.S.) introduced its compact cassette format complete with a dandy battery portable machine that was light enough for the wispiest of 97-pound blondes to carry to the beach. Like the RCA cartridge, the Philips cassette is basically a reel-to-reel tape container. Inherent compactness is partially attributed to its reel arrange-

Head assembly of cassette (left) has thin capstan and external rubber pinch roller. In PLAY/RECORD position, heads and roller make contact with the tape. Automatic Radio's Gidget (center) lets you play 4-track cartridges on 8-track machines. Snap out cassette tab (right) and tape can't be erased. There's one tab for each direction of tape travel. If tab hole is taped over, tape can be reused.

ment. It doesn't use two full reels. Instead, the tape winds onto a flangeless takeup hub, occupying the space just vacated by tape on the feed hub.

About the same time that the Philips cassette format burst on the tape recording world, Mad Man (Earl) Muntz was fighting tooth and nail to prove that his 4-track tape cartridges were vastly superior (and if not superior, at least a lot cheaper) when compared with the upstart 8-track systems just beginning to make their appearance. Both systems actually had (and still have) the same basic disadvantages—high friction component in the tape drive, excessive wow, high background noise, lack of such niceties as fast forward (really fast, that is), rewind and automatic shutoff.

The 8-track (originally called the “Lear-Jet” pack) format has had a meteoric rise in popularity, mainly because of its acceptance and installa-



tion as original equipment by several automobile manufacturers. By the time this was happening, Mad Man Muntz was pushing hard with his \$39.95 4-track players for under-dash mounting. Here, price was definitely a selling point.

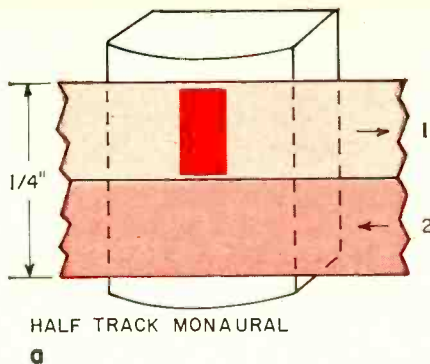
Vive la difference

Both 4- and 8-track cartridges are continuous-loop systems—the tape will play and play and play if you don't shut it off. The single hub of tape unwinds from the inside; the tape passes through a guide, goes between the playback head and the pressure pad (felt or sponge rubber built into the cartridge), is yanked hard by the capstan and pinch roller, and back into the yawning maw of the cartridge to wind onto the outside of the tape roll. As the hub rotates, each layer of tape slides between its neighbors, and its own effective diameter decreases as it moves toward the center of the hub. That the tape endures these incredible mechanical tortures without stretching is a wonder. It must be extremely well lubricated to do this sliding act, but even so, lubricants can rub off with use, and wow creeps into these cartridges—even new ones—with annoying predictability.

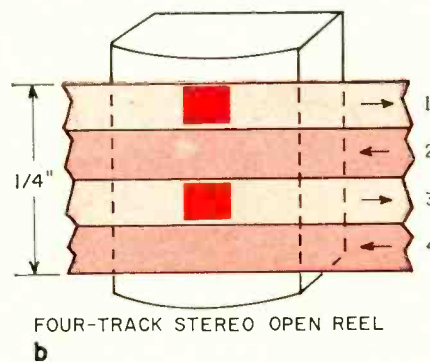
The 8-track cartridge has its own rubber pinch roller built in. The 4-track cartridge has a nice big round hole in its underside to admit the tape machine's rubber pinch roller. This roller is usually lying on its side just below the cartridge carrier plate and is locked into position by a manual "play" lever on the front panel. Four-track cartridges carry two stereo programs (comparable to the two sides of an LP record). At the end of the first program, you generally have to punch a button or move a lever to move the head assembly into position for the "B" sequence. Some machines do this automatically.

Most 8-track machines change tracks automatically. The end of the sequence is marked by a strip of metal sensing tape which triggers a solenoid. The solenoid can operate a ratchet or other similar device which moves a cam which moves the head assembly into the next position. It starts with program 1 at the top, then down to 2, 3 and 4, then back up to 1 to start all over again. The system will play the same tape over and over again until you remove the cartridge to shut it off.

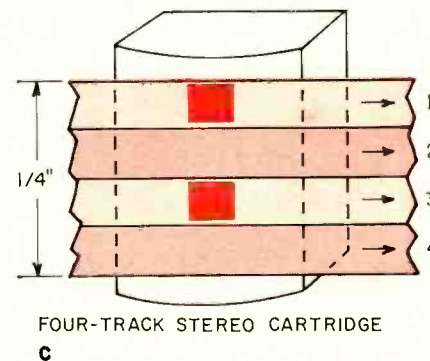
An 8-track cartridge requires very little tape. A length of only 150' will play for about 8 minutes at the cartridge's 3¾-ips speed. Multiply this by the tape's four programs, and the result is 32 minutes—the average



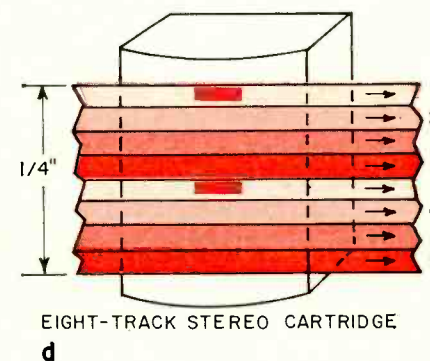
HALF TRACK MONAURAL



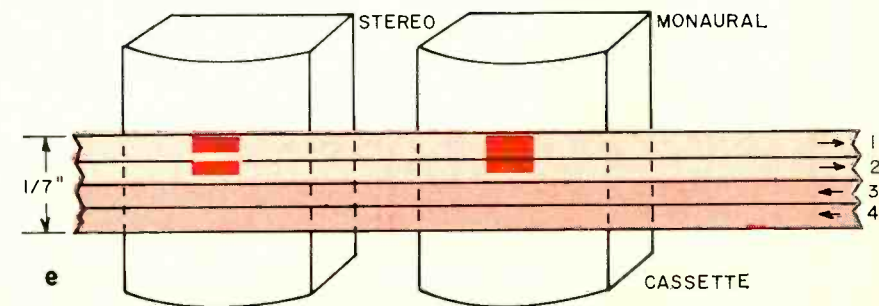
FOUR-TRACK STEREO OPEN REEL



FOUR-TRACK STEREO CARTRIDGE



EIGHT-TRACK STEREO CARTRIDGE



CASSETTE

length for most LP records and most tape cartridges.

Both continuous-loop cartridge formats use ¼" wide tape. But the 8-track format has very narrow tracks, and is often blamed for the tape's relatively poor frequency response and high background-noise level. Fortunately, both of these misuses become unimportant when the tape is played on the highway—ordinary road noise masks the tape hiss and blurs the upper frequency response.

Enter the cassette

When the compact cassette concept was introduced about 5 years ago, it immediately caught on. Philips, in a brilliant *tour de force*, offered licensing arrangements for its cassette concept on such liberal terms that it had 39 companies (German, American and Japanese) signed up in 2 months' time, and today the total is something over 50 licensees.

Result: The Philips cassette is

TODAY'S FIVE TAPE FORMATS

Modern audio recording uses one of these five major schemes for putting sound on tape. Two-track monaural (a) is still used in many low-price recorders. Four-track stereo (b) first sweeps across the tape in one direction using tracks 1 and 3. Then the tape is turned over and it runs in the other direction using tracks 2 and 4. The 4-track stereo cartridge (c) is different in that the tape is in a continuous loop and always travels in the same direction. To switch tracks the head is moved mechanically. Eight-track stereo cartridges (d) are quite similar to the 4-track arrangement. The only difference is that tracks are narrower so more of them can fit on the tape. Again, the head moves to switch tracks. The cassette (e) uses a different setup. The two stereo tracks in use are located side by side. This enables playing stereo tapes on monaural machines.

now an industry standard; battery portables and home stereo versions have blossomed forth in a vast profusion of manufacturers' labels, with more companies getting into the act every day: Ampex, Wollensak, Aiwa, Sony, Concord, Philco/Ford, RCA, GE Automatic Radio, Lafayette, Allied, Mercury—these are just a few of the many names deeply committed to the cassette format.

A seemingly logical outgrowth of this controversy is still another cartridge tape system, called Playtape. This is a continuous-loop cartridge about the thickness of a cassette and about $\frac{2}{3}$ its size. Playtape cartridges carry two mono tracks, and like their 4- and 8-track cousins, play continuously until stopped by removing the cartridge from the playback machine.

These mini-cartridges hold four or more popular tunes, usually performed by rock groups. The basic playback unit sells for \$19.95 and up, and tracks are changed manually with

cassette is its use as a *stereo* medium. The original mono cassette portables record half-track mono. That's fine as far as it goes, but the engineers decided that tape properties were advanced enough for 4-track stereo on the cassette's $\frac{1}{8}$ " wide tape. The result is a track width about the same as for 8-track cartridges, but because the cassette runs only at $1\frac{7}{8}$ ips, frequency response is still limited to about 10,000 Hz. New tape formulations and improved heads should push this limit up.


Oh, by the way, the cassette has a built-in safety interlock mechanically linked to the "record" button. If you want to preserve a particular tape, pry out the plastic tab at the back of the cassette. *With the tab removed, you can't erase the cassette.* There are two tabs—one for each direction of tape travel. All prerecorded cassettes already have the tabs removed (naturally). If ever you want to reuse the tape, cover the hole with a piece of

tape. Virtually all cassette machines have this slip-clutch feature.

Cassettes for cars?

The cassette's ascendancy as an automobile instrument is just around the corner. One manufacturer, Mercury, is marketing an under-dash stereo machine, and Automatic Radio—an old hand in automobile music equipment—is bringing out its own dash-mounting unit soon. The ideal system will be a family of three machines—two stereo units (one in the car and one at home), and a mono battery portable for swinging beach parties, chasing the kids around for on-the-spot "pop" sounds, and instant sound tracks for those home movies. Several other automobile units are also ready to appear and are likely to become available before the end of the year.

In the meantime, a rapidly growing inventory of prerecorded cassettes threatens momentarily to overtake the



Inner workings of Philips' Carry Corder (left) shows simple mechanical drive linkage. No parts move more than fraction of inch.



Smaller than a cassette, Playtape's continuous-loop cartridge has two-track mono format. Selector switch changes tracks.

a control switch. The head doesn't move. Instead, Playtape uses a stereo head wired as two individual mono heads. These battery-powered players are strictly for the go-go beach set, although much more sophisticated versions have appeared in an effort to capture a more mature market. This format has a definite place, which it found for itself very early in life.

Why the cassette?

Just what's so special about the cassette? Size, for one thing. An empty plastic or cardboard container for an 8-track cartridge will hold *four* cassettes! A little arithmetic reveals that the cartridge with its 80 minutes' maximum playing time fares poorly against the cassette's 120-minute maximum (multiplied by four for actual size comparison). The result: the cassette has a maximum information packing density at least *six times* as great as the 8-track cartridge.

One of the newest features of the

adhesive tape and you're in business.

In the cassette the left and right tracks for the same direction are adjacent. No every-other track setup here. The result is that any 4-track stereo cassette can be played on a 2-track mono machine with full program playback compatibility.

The tape in the cassette is mounted captive-fashion—permanently attached to the hub at each end. On some of the lower-cost cassettes it's not fixed as permanently as we'd like. Fortunately, whenever the tape has pulled loose, it's been in a cassette that could be disassembled. Some cassettes don't offer this option. The captive end is a piece of clear or colored mylar leader tape which generally can stand the strain of a sudden stop at the end of a fast rewind.

At the end of the tape, the captive leader (or trailer in this case) stops the machine dead. A built-in slip clutch lets the motor continue to run without pulling excessively on the

already voluminous catalog of 4- and 8-track cartridges. To date, only Ampex and Dubbing are prerecording the mini wonders in the U.S. Both companies are multi-label operations, Dubbing with about a half-dozen labels and Ampex with more than fifty. The recording giants who do their own tapes—RCA, Columbia and Capitol/Angel—haven't yet released any cassette tapes, although RCA is marketing a mono cassette recorder, while the other two are certain to follow suit soon.

And what of the future? Right now, the smart money is on cartridges *and* cassettes simultaneously. Ampex works on a round-the-clock basis to meet the enormous demand for prerecorded tapes in open reel, 4- and 8-track cartridges and cassettes. But they're also the same ones who are predicting the demise of the continuous-loop cartridge and the meteoric ascendancy of the compact cassette—and not too long from now either. **R-E**

Color TV Troubleshooting—It's A Cinch

Combine basic color circuit theory with test point knowhow to simplify color-circuit service

By **MATTHEW MANDL**
CONTRIBUTING EDITOR

TROUBLESHOOTING COLOR TV CIRCUITS is faster when you are familiar with circuit operation, test points and the proper use of the right test instruments.

It isn't necessary to know every detail of circuit theory, but it is helpful to know the circuit's function and have a clear picture of its general operation. This knowledge helps when using test points to localize faults by analysis of voltages and waveforms. It also enables locating test points when none are provided by the manufacturer. Similarly, circuit knowledge aids in the selection of the proper test equipment to cut servicing time.

Using test points

Many receivers have terminal-type test points on the chassis for quick-check purposes. These are not all inclusive, but only represent points

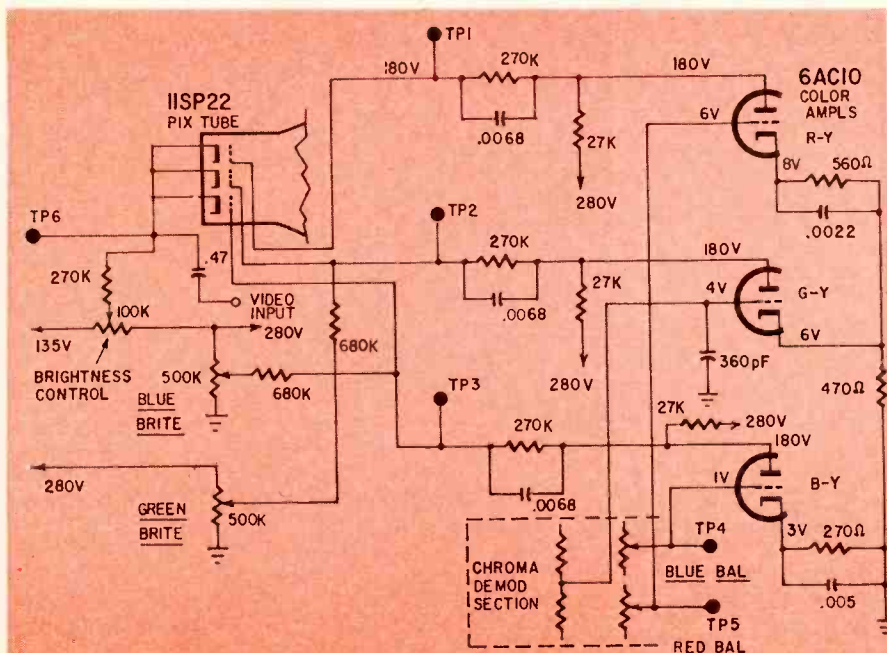

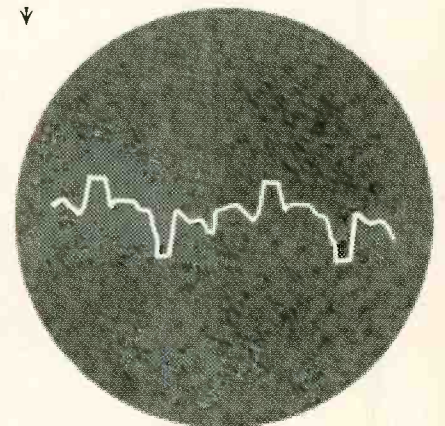


Fig. 1—Typical color-circuit test points are shown on this G-E HB chassis. The 6AC10 contains 3 color amplifiers.

Fig. 2—Waveform at plate of R-Y color amplifier in Fig. 1. Peak-to-peak voltage may vary up to 180, and the pattern will shift as TV picture scenes change.



Two more examples of how RCA Institutes provides up-to-the-minute Home Training in all phases of electronics:

NEW CATV LESSONS

The demand is heavy for technicians in the booming field of CATV (Community Antenna Television Systems).

CATV was initially used to make it possible for large numbers of television receiver users to get good reception in remote areas through the use of a common antenna. It now brings to more people more programs than are available from local stations. It also improves reception where multipath signal transmission exists.

RCA Institutes includes two comprehensive lessons, covering the practical phases of CATV systems and servicing in Television Servicing and Communications courses and programs at no additional total tuition cost. Get in on the ground floor of this rewarding and expanding field. Send for full information today!

Prepare yourself
for a career
in the expanding
field of CATV.

NEW COLOR TV KIT

To make courses even more practical and to better prepare you for a more rewarding future, RCA Institutes now includes an exciting Color TV Kit in both the beginner's program and the advanced course in color TV servicing. The cost of the kit is included in the tuition—nothing extra to pay. You also get five construction/experiment manuals plus a comprehensive service manual.

You'll receive all the materials and components to perform over 50 information-packed experiments. When you finish you'll have constructed an 18" (measured diagonally) high quality, color TV set, complete with rich cabinet in wood grain design.

Get all the details on RCA Institutes' valuable new Color TV Kit!

SEND THE ATTACHED CARD TODAY!

This is the high quality
color TV set you'll
construct, complete
with rich cabinet
in wood grain design.



Learn electronics at home faster, easier, almost automatically—with RCA AUTOTEXT

Are you just a beginner with an interest in the exciting field of electronics? Or, are you already earning a living in electronics and want to brush-up or expand your knowledge in a more rewarding field of electronics? In either case, AUTOTEXT, RCA Institutes' own method of Home Training will help you learn electronics more quickly and with less effort, even if you've had trouble with conventional learning methods in the past.

THOUSANDS OF WELL PAID JOBS ARE OPEN NOW TO MEN SKILLED IN ELECTRONICS!

Thousands of well paid jobs in electronics go unfilled every year because not enough men have taken the opportunity to train themselves for these openings. RCA Institutes has done something positive to help men with an aptitude and interest in electronics to qualify for these jobs.

HOME STUDY CAN TRAIN YOU FOR REWARDING CAREER OPPORTUNITIES

To help fill the "manpower gap" in the electronics field, RCA Institutes has developed a broad scope of Home Training courses, all designed to lead to a well paying career in electronics in the least possible time. You also have the opportunity to enroll in an RCA "Career Program" exclusively created to train you quickly for the job you want! Each "Career Program" starts with the amazing AUTOTEXT Programmed Instruction Method. And, all along the way, your program is supervised by RCA Institutes experts who become personally involved in your training and help you over any "rough spots" that may develop.

VARIETY OF KITS ARE YOURS TO KEEP

To give practical application to your studies, a variety of valuable RCA Institutes engineered kits are included in your program. Each kit is complete in itself, and yours to keep at no extra cost. You get the new Programmed Electronics Breadboard for limitless experiments, including building a working signal generator, multimeter, and a fully transistorized superheterodyne AM receiver.

ONLY FROM RCA INSTITUTES— TRANSISTORIZED TV KIT— VALUABLE OSCILLOSCOPE

All students receive a valuable oscilloscope. Those enrolled in the Television program receive the all-new transistorized TV Kit. Both at no extra cost and only from RCA Institutes.

CHOOSE THE "CAREER PROGRAM" THAT APPEALS MOST TO YOU

Start today on the electronics career of your choice. Pick the one that suits you best and mark it off on the attached card.

- Television Servicing
- Telecommunications
- FCC License Preparation
- Automation Electronics
- Automatic Controls
- Digital Techniques
- Industrial Electronics
- Nuclear Instrumentation
- Solid State Electronics
- Electronics Drafting

ADVANCED TRAINING

For those already working in electronics, RCA Institutes offers advanced courses. You can start on a higher level without wasting time on work you already know.

2 CONVENIENT PAYMENT PLANS

RCA Institutes offers a unique tuition plan that lets you progress at your own pace. You only pay for lessons as you order them. You don't sign a contract obligating you to continue the course.

There's no large down-payment to lose if you decide not to continue.

However, if you desire, RCA Institutes also offers a convenient monthly payment plan.

CLASSROOM TRAINING ALSO AVAILABLE

If you prefer, you can attend classes at RCA Institutes Resident School, one of the largest of its kind in New York City. Coeducational classroom and laboratory training, day and evening sessions, start four times a year. Simply check "Classroom Training" on the attached card for full information.

JOB PLACEMENT SERVICE, TOO!

Companies like IBM, Bell Telephone Labs, GE, RCA, Xerox, Honeywell, Grumman, Westinghouse, and major Radio and TV Networks have regularly employed graduates through RCA Institutes' own placement service.

SEND ATTACHED POSTAGE PAID CARD TODAY. FREE DESCRIPTIVE BOOK YOURS WITHOUT OBLIGATION. NO SALESMAN WILL CALL.

All RCA Institutes courses and programs are approved for veterans under the new G.I. Bill.

Accredited Member
National Home Study Council

IF REPLY CARD IS DETACHED—SEND THIS COUPON TODAY

RCA INSTITUTES, Inc., Dept. REQ-08
320 West 31st Street, N.Y., N.Y. 10001

Please rush me FREE illustrated catalog. I understand that I am under no obligation, and that no salesman will call.

Name _____ Age _____
(please print)

Address _____

City _____

State _____ Zip _____

where common trouble symptoms can be tested. If the test points furnished don't provide sufficient data you'll have to find your own.

Typical test points for G-E HB color amplifier circuits are shown in Fig. 1. Here amplified color signals R - Y, G - Y, and B - Y are fed to the red, green and blue grids of the 11SP22 color picture tube. The b-w signal is fed to the picture-tube cathode from the last video amplifier.

Check CRT grids

Test point 1 (TP1) permits a quick voltage check of the R - Y output to the red grid. This voltage should be approximately that shown on the schematic. If it's off by more than 10%, check the voltage applied to the bottom of the 27,000-ohm resistor. If this voltage is all right, the associated resistors are the likely causes of the trouble.

Incorrect voltages may, of course, also be caused by a gassy or shorted amplifier tube, or defective cathode resistors which alter bias. (The 6AC10 is a Compactron with three triodes in one envelope.)

Test points TP2 and TP3 permit voltage readings for the green and blue CRT grids. Each of these is connected to an individual brightness control, and the test-point voltage depends on the potentiometer setting, since it acts as a bleeder for the voltage. Hence, the voltage may range from 120 to 200. The function of each control can be checked by noting the voltage change at the test point while the control is adjusted. There should be a gradual voltage change. Similarly, the common brightness control can be checked at TP6. The composite video signal can also be observed here with a scope.

There is no red brightness control. The blue and green brightness controls are set higher or lower until their relative brightness equals the red. Additional balance is handled by the blue and red balance controls, which set the grid input signals. Test points TP4 and TP5 permit voltage readings for the grids of the R - Y and B - Y tubes. For voltage readings of the G - Y grid and the amplifier tube cathodes, the circuit leads will have to be located on the chassis and a needlepoint test probe used.

Color amplifier faults

Lack of white areas in scenes, continual absence of a primary color, and general color deterioration are symptoms of a defect in one or more of the color amplifier circuits. If, for

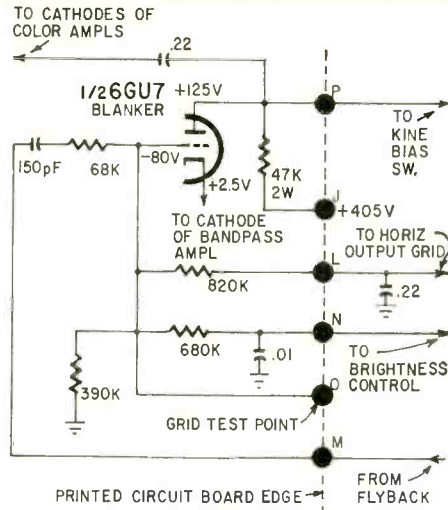


Fig. 3—Test points in this Sylvania DOI color set are located on edge of printed circuit board, permitting complete check of the blanker circuit. The blanking amplifier cuts off the bandpass and color amplifiers during horizontal retrace.

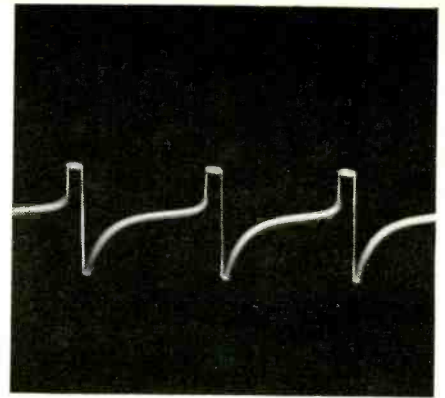
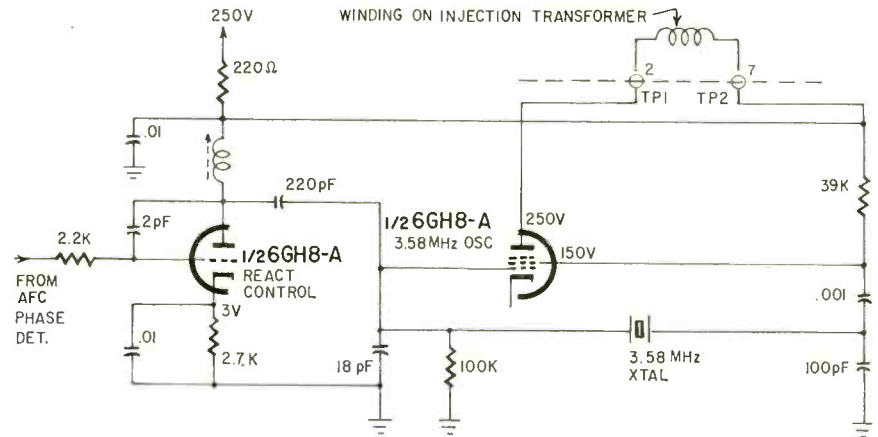


Fig. 4—Normal scope pattern at grid test point O on Sylvania set (left). Check blanker circuit if distortion is present.

Fig. 5—Color shifts may be traced to the 3.58-MHz oscillator circuit. Test points on this Zenith 23XC36 chassis are for checking the 6GH8-A, used both as an oscillator and reactance-control stage.



instance, the color signal applied to lower than the blue and green signals), the red screen is missing (or much it will affect red areas in scenes.

However, since white areas depend on a combination of red, blue, and green—primary color signals—the white areas become lightly tinted pastel shades. At the same time, other colors will be untrue because it takes certain definite proportions of the primary colors to produce pinks, oranges, purples, cyans, etc.

Voltages may be correct, but the fault may be lack of signal input from the chroma demodulator. This can be checked by observing scope patterns at the grids and plates of the color-amplifier tubes. A typical waveform found at the plate of the R - Y tube is shown in Fig. 2. The pattern will shift with changes in the scenes. For a stationary pattern, use a color-bar generator.

If a stationary sine-wave is ob-

served, it indicates hum or oscillations. Lack of signal requires tracing through the subcarrier amplifier and chroma-demodulator circuits. For the signal shown in Fig. 2, the voltage may range up to 190 volts peak-to-peak. Amplitudes at the anodes of the G - Y and B - Y tubes will be somewhat lower.

Printed-circuit test points

On printed-circuit boards the input and output leads are attached to terminals at the edges of the board and hence serve as test points. Often a manufacturer will bring out extra leads to these terminals for specific check points. This technique is used in the blanker, or blanking-amplifier circuit of the Sylvania DOI color set shown in Fig. 3.

The blanker, as the name implies, blanks out the 3.58-MHz subcarrier signal. This is the signal which synchronizes the 3.58-MHz oscillator, but

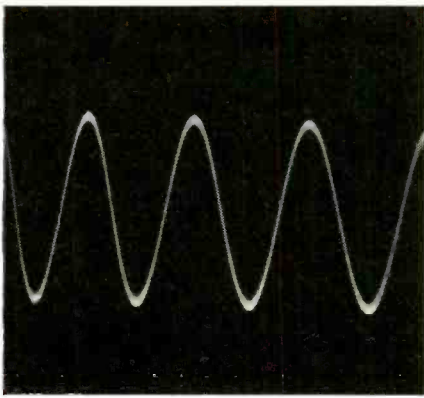


Fig. 6—Correct waveform for TP1 in Fig. 5. Scope should show a 14-volt p-p sine wave, indicating the oscillator is working.

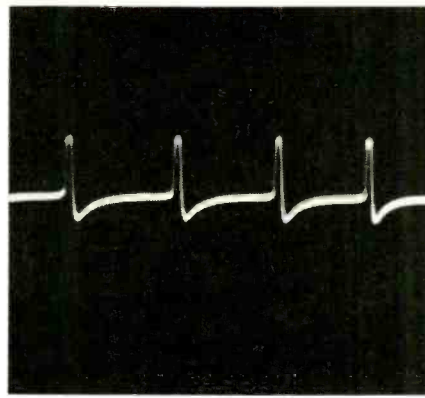
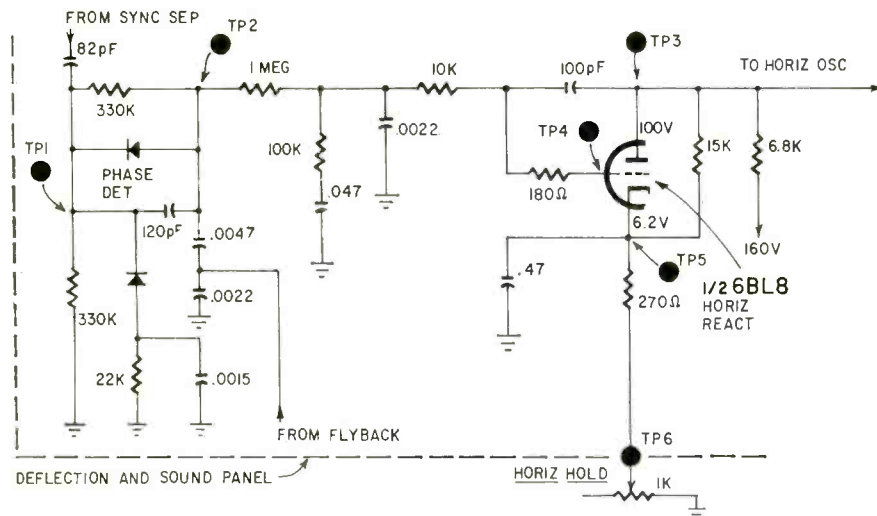


Fig. 8—Waveform at TP1 of Fig. 7 is the input to the phase detector. Signal is about 6 volts peak-to-peak, 15,750 Hz.

Fig. 7—To speed servicing, you can establish your own test points on the circuit board and mark them with labels or pen. Input to the horizontal circuits on this Philco 17KT50 chassis can be quickly checked at the test points shown here.



can cause interference if it reaches the color amplifier tubes. The blanker, synchronized by the horizontal sweep system, applies cutoff bias to the bandpass and color amplifiers during retrace.

The grid test point (Fig. 3) not only permits a voltage check of the negative bias, but also provides a handy terminal for scope checking. The normal pattern is shown in Fig. 4, and any distortion calls for a voltage and component check of the entire blanker circuit. Distortion shows up as an altered pattern and not as a change of height or width as affected by scope control settings.

One terminal provides a direct reading of the plate voltage (125 volts) and the next terminal can be used to check the applied voltage (405 volts). If the plate voltage is much lower than 125 volts, the 47,000-ohm resistor may have increased in value.

3.58-MHz oscillator

A slight shift from true colors (caused by poor color sync) can be caused by troubles in the 3.58-MHz oscillator or the reactance-control stage. A typical circuit is shown in Fig. 5 (Zenith 23XC36 receiver). Two test points are provided. At TP1 you can measure plate voltage or, with a scope, determine if the oscillator is working. A 140-volt peak-to-peak sine wave should be present here, as shown in Fig. 6.

Since oscillator troubles could be caused by the reactance-control circuit, the latter should also be checked. With normal dc voltages but poor operation, try a new tube. (In Fig. 5, the dual-purpose 6GH8-A serves both the reactance and the oscillator circuits.) If tube and voltages are OK, try readjusting the reactance-tube plate coil slightly. Rotate the slug a bit clockwise and counterclockwise, while watching re-

sults on the screen when a color broadcast is being received.

Other check points

Many receivers do not have terminal lugs specifically designated for test purposes. In these, study the schematic and compare it with component layout in the receiver to locate desirable test points.

In some printed-circuit boards, components are identified by printed numbers, letters or symbols corresponding to the manufacturer's schematic. Printed-circuit wiring is difficult to trace and not always readily accessible. Locate a specific tube, transistor or transformer, and follow the connecting components as they lead away from the identified part to other sections. If parts replacement is necessary, have all leads and terminals well tinned and solder quickly to avoid damaging the printed-circuit board.

You can establish your own test points in any given circuit and tag them with a stick-on label or marking pen. Representative test points established for the input circuits to the horizontal system of Philco's 17KT50 receiver are shown in Fig. 7. Test point TP1 is useful for checking signal presence. It is isolated from high-voltage dc by series capacitors. The waveform is a 15,750-Hz signal of approximately 8 volts peak-to-peak (Fig. 8).


Test point TP2 is an additional check for input signal. Open series resistors and shorted shunt capacitors show up here. Test point TP3 is used to check for proper plate voltage (100 volts in this case). Test point TP4 is for measuring grid signal, while TP5 can be used to check for the dc voltage drop across the cathode resistor. An open cathode resistor will make the stage inoperative. Because of the linking resistor between cathode and anode, however, a vtvm voltage reading will still appear at the cathode.

A shorted cathode-resistor bypass capacitor will remove bias and cause excessive current flow through the tube. With a shorted bypass capacitor, there will be no voltage at TP5.

Test point TP6 is a terminal at the edge of the circuit panel that can be used to check the horizontal-hold control. There should be a gradual variation of voltage as the control is rotated through its entire range.

Other test points can, of course, be established as needed and marked for identification during service checks at a later date. Thus, once an offending circuit has been corrected, it has been readied to save time if troubles develop in it later.

R-E



New Life For Stereo Music

Expander-compressor puts those peaks back where they belong and helps make recorded music sound like it did in the concert hall

by **W. E. McCORMICK**

IF YOU PREFER THE FULL, DYNAMIC music range of original performances to the electronically compressed material from tuner, tape or disc, the stereo volume expander-compressor described here will enable your hi-fi system to deliver it.

Or, if you want a limited, preset level of music or TV audio, the unit will provide that too. In addition, the volume expander-compressor will act as a limiter with other reproducing equipment.

It operates with any hi-fi system, and can be driven by almost any signal source, including carbon microphones. It has two operating modes: expansion and compression. Specifications meet those of commercial units (see chart), and the compressor-expander can be constructed for about \$20.00.

Amplitude swings produced during live musical sessions are often too

SPECIFICATIONS

Expansion. To 8dB per channel.
Compression. To 20 dB per channel.
Distortion. None
Input impedance. 1000-100,000 ohms with RCA photo-cell. About 250-100,000 ohms with Clairex photo-cells.
Output impedance. 47,000-470,000 ohms average.
Use with amplifier. 4-8 or 16-ohm output impedance.
Drive voltage required—0.7 volt to initiate dynamic action
Frequency response. ± 1 dB throughout audio range.
Inputs . . . 2 Stereo version
Outputs . . . 2
Rise time* . . . 10 msec. with RCA cells; 12-15 msec. with Clairex cells.
Insertion loss . . . 2 dB on compression. 6 dB average on expansion.
*Measured from instant of applied illumination until cell current reaches 63% of its total value. This is a function of distance between lamp and cell and illumination intensity. Since the maintaining neon lamp voltage is less than the firing voltage, a sufficiently long decay time is automatically produced. This also tends to produce a light bias on the cells, which keeps them ready for firing.

great to be broadcast or recorded, and must be reduced in level for the media used to convey them. When these dynamics are linearly restored, realism is greatly enhanced.

Various devices for replacing this dynamic dimension have been marketed.

After deciding to add this feature to my hi-fi system, I considered several methods. Some were merely gimmicks: resistors, varistors, even incandescent lamps were placed across the amplifier output, where their loading effect varied inversely, but seldom linearly, with the current through them.

Other units with built-in "take charge" circuits use the variable conduction of back-biased diodes to make the output of a cathode follower increase faster than its input. These operate between fixed points over which there is no convenient control. They also require alterations in criti-

cal signal circuits, which many audiophiles do not like.

The principle employed in some commercial expanders had an appealing simplicity. Signal-driven, they use neon lamps to activate photoconductive cells and require no other power supply. Their major component, however, had been especially designed for a specific product.

Special components needed

With a circuit configuration in mind, however, what was demanded of the components could be assessed. Some of the qualities needed were out of the ordinary, but hardly unique. Needed were:


- A transformer with practically flat frequency response over the audio range.
- A high-impedance input winding to permit connecting it across an output transformer's secondary without appreciable loading.
- A turns ratio high enough to drive a neon lamp from an audio signal voltage of 1 volt or so.
- A neon lamp with a firing voltage and ionization time the same in total darkness as in ambient light.
- A light output that would remain proportional to the voltage applied and not behave erratically after a few overloads.
- A photoconductive cell with proper spectral response. Great sensitivity. Fast rise time. Proper light-to-dark conductance ratio. Appropriate resistance extremes and extreme linearity at very low light levels.

Such parts were rounded up, and Fig. 1 shows a stereo version of the expander-compressor. If a monophonic unit is desired, build only one channel.

How it works

Briefly, here's how the expander-compressor works. Since operation of both channels is identical, only one is described.

A small signal voltage across potentiometer R1 from the power amplifier is stepped up by transformer T1, passed through current-limiting resistor R2 and applied to neon lamp NE-1. Lamp LM1 is a fuse to protect the transformer and lamp NE-1. NE-2, located on the front panel, is a remote indicator showing NE-1's response. At some pot setting, NE-1 and NE-2 will begin to flicker. The intensity of NE-1 will be proportional to the voltage across it. This light, falling on photoconductive cadmium selenide (or cadmium sulphide) cell PC-1, causes its conductance (resistance) to vary with the illumination applied. Resistance



Compandor parts arrangement. Note left-right symmetry. Identical parts arrangement was used for each stereo channel. It makes assembly considerably easier and neater.

Parts List

- C1, C2, C3, C4—0.47 μ F, 200V
 R1, R7—500-ohm, 5-watt, wire-wound potentiometer (Mallory VW500 or equal)
 R2, R3, R8, R9—330,000-ohm, 1-watt, 10% resistor
 R4, R5, R10, R11—47,000-ohm, 1/2-watt, 10%
 R6, R12—100,000 ohm, 1/2-watt, 10% resistor
 NE1, NE2, NE3, NE4—Neon lamp, Signalite NE2V or ASA No. A2B. Allied Radio part #K002 122.
 PC1, PC2—Photo cells, Clairex CL504L or RCA 4425
 T1, T2—Transformer, primary impedance 500,000 ohms, secondary impedance 50 ohms (Argonne AR-142, Lafayette Radio see text)

- LM1, LM2—fuse, No. 44 lamps, 6.8V, 0.25 amp
 S1—4 pole, 3-position switch (or Lafayette part No. 99H6170, 9-pole, 3-position)
 Misc—Terminal strip (Jones 4-screw, barrier type or equal), resistor board (for 4, 1-watt resistors), solder lug terminal strips (two with 2 insulated and 1 gnd. lug, one with 4 insulated and 1 gnd. lug), phono jacks (4 RCA audio type and plugs as needed), chassis (Bud CB-1628, 1 1/4" h x 6 1/8" w x 3" d), cabinet (Spectrum Products, No. 488, Bud SC-2130 or CU-465), metal panel (approx. 3" x 6"), plastic or metal light housings, panel jewels and threaded bushing set, lamp-cell housings, knobs, grommets, wire, etc.

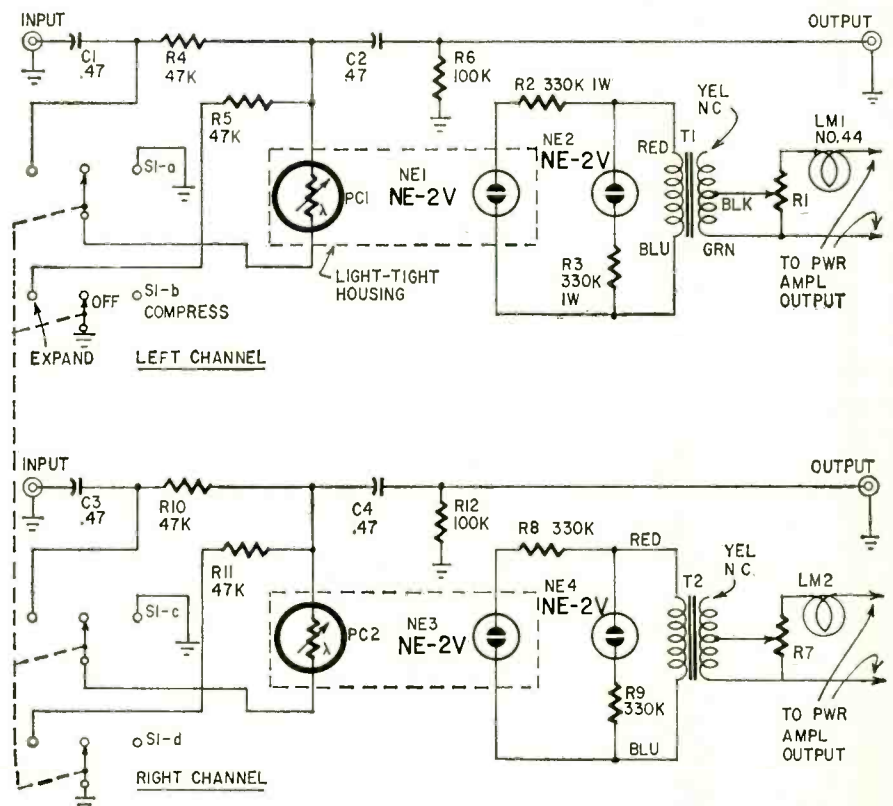



Fig. 1—Stereo version of the compandor. Resistance of photoconductive cells is varied by stepped up signal from amplifier that fires neon lamps. Cell resistance is used in voltage dividing network to produce desired effect. R1 and R7 are 500 ohms, 5 watts.



Underchassis closeup shows where the rest of the compandor components are located. The circuit is completely passive and, therefore, has no power supply of any sort.

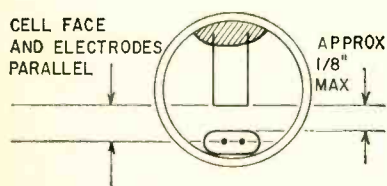
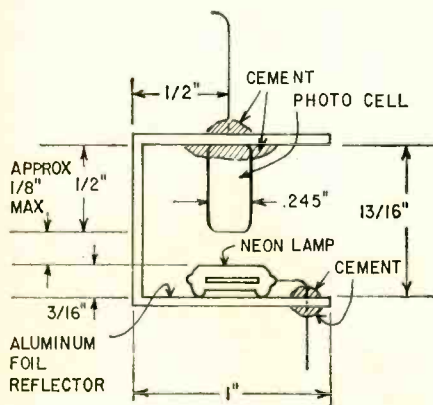
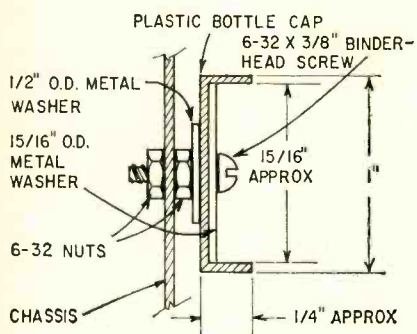


Fig. 2—Lamp-cell housings are plastic. Secure lamps and cells with clear cement.

decreases as light intensity increases.

Cell PC-1 now acts as a resistor that varies linearly with amplitude variations of the power amplifier.

Using the changing cell resistance in the signal-voltage dividing network consisting of R4, R5, R6 and blocking capacitors C1 and C2, the switching arrangement behaves as follows:

Position 1 (EXP) places the light-variable section of the dividing network in series with the signal. On louder passages the signal has less resistance to overcome and expansion occurs.

Position 2, the off position, allows the signal, minus the insertion loss of the expander-compressor, to pass straight through. By selecting your listening level with the expander-compressor in its off position, compensation is automatic.

Position 3, COMP places the dividing network across the input signal. On louder passages more drop takes place across series resistor R4 and compression occurs.

Parts placement is not critical. There is no interference between channels with the compact arrangement shown.

The function selector switch, the two operating-level pots and the two remote-indicator neon lamps are mounted on the front panel. The lamps are held in grommets and jeweled bushings are used for dressup.

On the back of the chassis are four phono jacks (an input and output pair for each channel) and a terminal strip with four screw terminals (two for

each drive-signal circuit). Other parts are located as shown in the photographs. Grommets are used to protect leads passing through the chassis.

Resistors and capacitors are mounted on solder-jug terminal strips or supported by their leads. Current-limiting resistors R2, R3 and R8, R9 are mounted on a resistor board on top of the chassis near the lamp housings.

Build the lamp-cell combinations

Each lamp-cell combination should be in a light-tight housing. The housing shown in Fig. 2 was made from a 1 5/16" ID plastic bottle. Metal 35mm film cans are also suitable. Saw about 1 1/8" off the bottom of each bottle, and paint the inside black. Cement the cells and neon lamps in place. Give the outside of the module a one-turn-plus wrap of black construction paper. Slit the ends of the paper for the neon lamp leads, and slit the center for those of the cell. Next, apply cement to the wrap, which is pressed over the cell and lamp leads. Then plug the assembly into its cap, which contains a metal stiffening washer, and bolt the assembly upside down on the chassis.

Pieces of aluminum foil about 3/16" long x 3/16" wide, cemented *bright side in* beneath the neon drive lamps, will increase the unit's dynamic range, sometimes considerably. Cement all components with a clear-drying adhesive such as Elmer's Glue or White Glue.

The neon lamp should be not more than 1/8" from, and perpendicular to, the face of the cell being driven. Lamp anodes should be parallel to the face of the cell.

Alternate lamp-cell housings can be devised, but must be lightproof. The flash of a room lamp or the flicker of fluorescents will affect the sensitive cells. Light from one channel striking the cell of the other will disrupt the entire system.

How to use it

When used with an integrated system (preamp and power amplifier on one chassis), the expander-compressor is inserted between the program source and the preamp, as shown in Fig. 3-a. Be sure to use the right preamp input, since compensation for a record player, for instance, is different from that for tape. If the unit is unstable with an integrated system, shield the top of the chassis with perforated metal and add a metal bottom plate.

With component systems, place the expander-compressor between the preamp output and the power amplifier input (Fig. 3-b).

In this location, the unit will act

on program material from the preamp, allowing you to switch from one program source to another without changing cables.

Signal voltage to drive the unit is obtained from the output of the power amplifier, preferably from a 16-ohm tap. If this impedance is not available, use the 8- or 4-ohm tap. Never connect the unit across a 70.7-volt or other constant-voltage line. A small signal swing drives it through its entire dynamic range.

Regardless of which terminals the drive circuit is connected to, the speaker system always sees its matching impedance.

The volume level at which the unit will go into action depends largely on speaker sensitivity. If this is more sound than you customarily use when loud passages are played, the circuit shown in Fig. 4 will compensate for above-average transducer efficiency, usually permitting full expansion and compression at normal listening levels.

To connect the unit to high output impedance amplifiers of any kind, place a resistor in series with one side of the line to the drive circuit. Use a value about 50 times that of the output impedance.

Input and output cables for use with integrated systems can be standard shielded audio cable. A length of 3' is recommended although longer ones can be used if a capacitance of about 100pf is maintained.

With component systems, your existing audio cables may be used. Cathode follower preamps usually permit the use of much longer cables. Lamp cord of any reasonable length can be used between the power amplifier output and the drive terminals.

The expander-compressor can perform several limiting jobs. It can be used when making tape recordings to prevent overload distortion right in the concert hall, if you wish.

You can hear soft passages of program material played in high-ambient noise locations. By compressing the loud passages and raising the volume level of all the material to where the loud passages were, the soft passages will come through as only the loud ones previously did.

Even works with TV

Used with a TV receiver, it keeps those "important messages from the sponsor" at a level commensurate with their importance. Connect from the high side of the de-emphasis capacitor to ground, and across the volume control. Remove the low side of the de-emphasis capacitor from ground; a 3' cable will substitute its capacitance closely enough.)

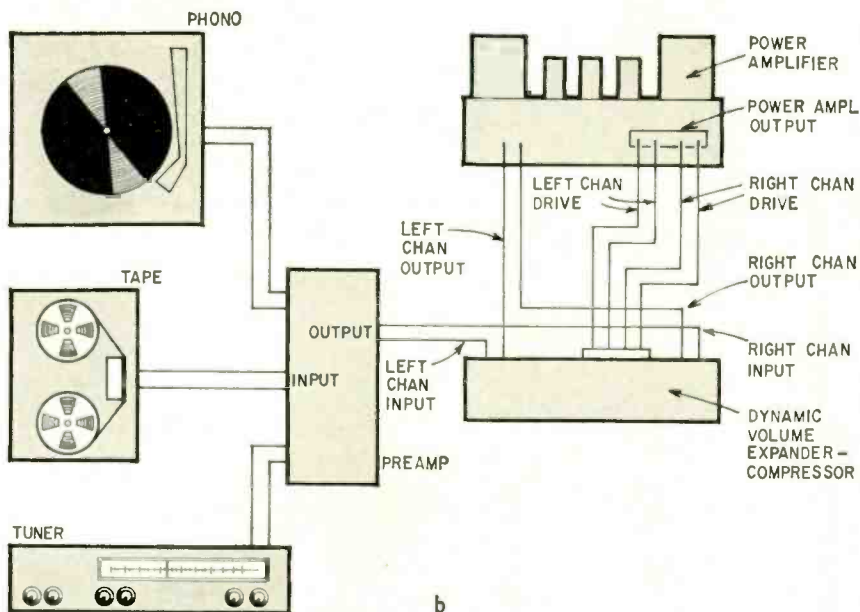
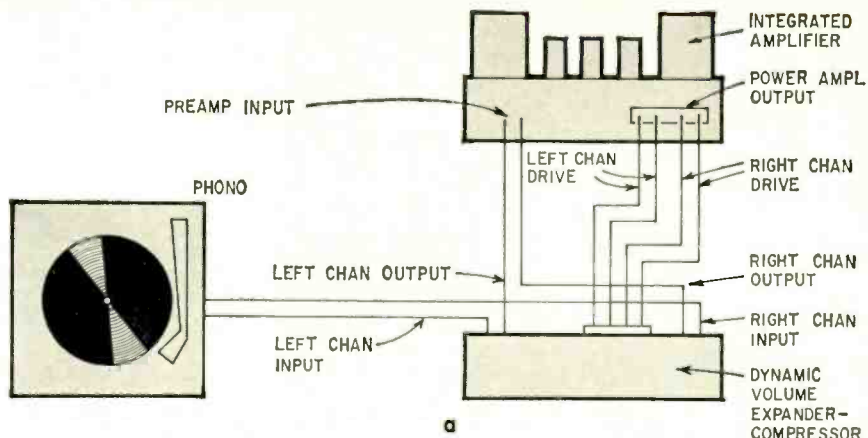
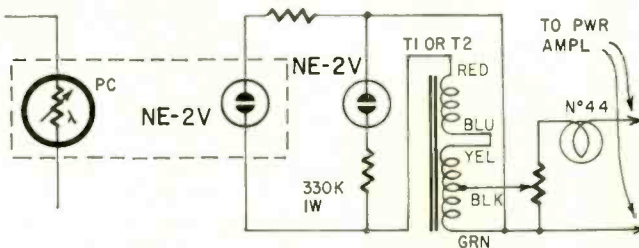


Fig. 3—Hookup for integrated system (a), program material is fed directly to inputs. Drive signals come from speaker terminals and compandor output is fed to preamp. Component system (b) compandor is inserted between preamp and power amplifier.

Fig. 4—Transducer too efficient? This circuit takes care of that problem should it arise in your unit.



Here's another bonus. In the compression mode, try playing those noisy records you were about to throw away. Start with the operating level controls fully clockwise.

What happened to those clicks and crackles? Being spike pulses, they were cut off. The level controls can now be adjusted to the point where only loud clicks are cut off. Too much compression will make even a splendid performance sound singsong.

Now get out your finest tapes or


records and play them with dynamic expansion. Set the amount of expansion desired for the loudest parts of the material. As the operating level controls are advanced, the remote indicator lamps will begin to flicker, indicating when the compandor takes hold.

The great dimensional changes you now hear left the recording studio as tiny pips on the signal, some of them barely got out at all. But now, even at low listening levels, the full dynamics of music are present.

R-E

Build Road Icing Alarm For Your Car

Want to know when the road is icing up before it does? This handy alarm does just that.



By JAMES E. PUGH, JR.

Relative humidity near 100% combined with a temperature near freezing or below can make driving or flying very dangerous, since these are the conditions that can cause unexpected formation of ice. Anyone can see ice forming on his windshield when conditions are *beyond* the critical range, but when both humidity and temperature are *near* the critical point, one may not realize that ice is forming just a short distance beyond.

The icing-condition indicator (ICI) described here is intended to keep the driver alerted to critical moisture and temperature conditions, individually and in combination. Construction is simple and easy, the cost is reasonable, and once installed and adjusted, it is stable over a wide temperature range and should require no further attention.

How it works

Humidity sensing element R3 (see schematic) is a sensitive resistive element (humistor) that increases in resistance as the ambient moisture increases. It controls the collector current in common-emitter dc amplifier Q1 by controlling the base-to-emitter resistance. As the humidity increases, R3's resistance increases, Q1 base-to-emitter voltage increases, Q1 collector current increases, and indicator lamp LM1 lights.

Potentiometer R2 (LEVEL H) sets the lamp brightness to a suitable level

during critical humidity conditions, and diode D1 maintains a constant Q1 amplification over a wide ambient temperature range.

Inverse feedback is provided by connecting the positive end of the base bias network to the collector of Q1. This improves the overall circuit stability and, combined with a silicon transistor, decreases the transistor warmup time to a negligible interval. Resistor R4 is used for testing the humidity portion of the indicator.

The temperature sensing portion of the circuit is the same as the humidity section, except that thermistor R9 senses temperature. Since the thermistor resistance increases as the temperature drops, LM2 lights when the temperature drops to the critical range. Thus, LM1 lights steadily when the humidity nears 100%, and LM2 lights steadily when the temperature nears freezing.

In addition, to provide a distinctive indication when *both* conditions are nearing the critical point, capacitors C2 and C4 were added to form an astable multivibrator circuit. The GAIN control, R6, sets the multivibrator operating point to cause alternate flashings of LM1 and LM2 when the humidity reaches approximately 95% any time that the temperature is about 35° or below. Resistor R12 is made approximately equal to R6 at the starting point of the multivibrator. This gives approximately equal lamp intensity when they are flashing.

A Zener diode, D3, is used to

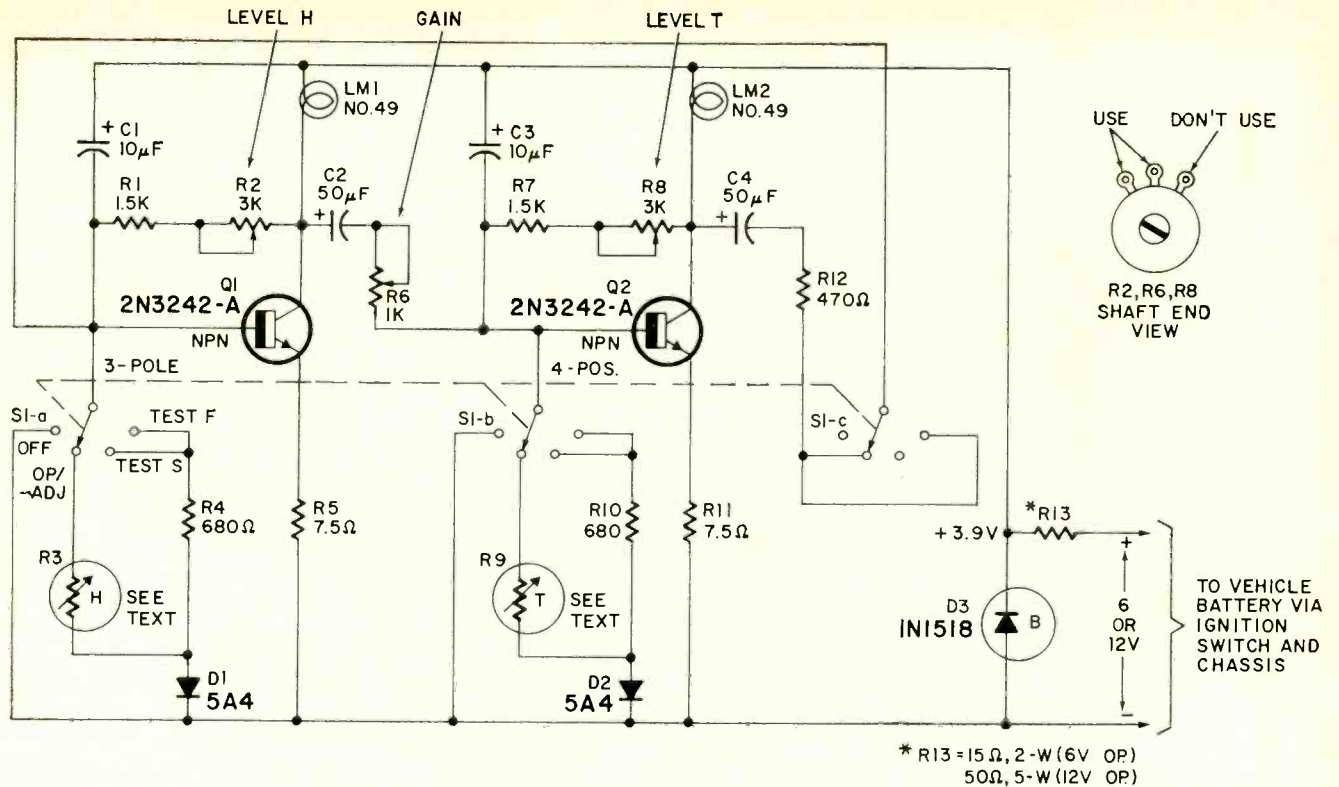
maintain the operating potential approximately constant at 3.9 volts with normal variations in battery voltage. The input voltage can be any dc supply desired, provided that a suitable dropping resistor (R13) is used. The 15 ohm value of R13 given is for a 6-volt supply voltage. If a 12-volt battery is used, increase R13 to 50 ohms (5 watts) and mount it outside the case.

As shown in the photos, bolt the humistor inside the top section of the box with an intervening block of foam rubber. Make the top clamp for a section of thin plastic, in which a $\frac{3}{8}$ " \times $\frac{3}{4}$ " window is cut to permit unrestricted air flow to the humistor. Fasten clips removed from a 7- or 9-pin miniature tube socket to the plastic to connect to the humistor pins. Solder 2-inch flexible leads to each clip before mounting to prevent melting the plastic clamp. Use a 4-terminal tie point to mount the thermistor and to make cable connections to the control unit. Solder the thermistor to the tie point last to minimize the chance of heat damage.

Drill about 20 small holes (about $\frac{1}{16}$ " diameter) in both sides of the bottom section of the box to permit a free flow of air to the sensing elements. If the box is to be mounted where rain will strike it, make a small metal plate to mount above the vents on the top side. This will allow air to flow in the bottom vent and out the rear slot formed by the box top and the plate.

A machine screw can be mounted in the back of the box, or in any other suitable location, for mounting the sensing unit to the vehicle. After construction is completed, cover all openings with plastic tape. A rubber gasket can be used between the top plate and the outer edge of the box. Mount the unit where air can flow over it freely, but preferably where water cannot strike it directly. Also, if dusty roads are encountered frequently, mount the unit in a sheltered place to minimize contamination of the humistor.

Make the 4-wire cable connecting the sensing unit to the control unit long enough to reach the control unit mounting position easily. Allow plenty of extra length for routing around obstacles in the engine compartment. Make sure that the cable is located where it won't interfere with any maintenance or repair work on the engine. Wrap the cable with thin cord just inside the sensing unit box to prevent



Two transistors, a humistor and a thermistor form the core of the icing alarm circuit. The circuit is relatively simple and could keep you out of trouble this winter. So if you drive in the cold weather ahead, and who doesn't, think twice about this circuit.

strain on the tie point.

All parts except the sensing elements are mounted in the control box which will normally be located inside the vehicle. The metal box listed is suitable where mounting space is limited, but if you have plenty of space, a larger box can be used to make wiring easier. After drilling all holes and mounting the switch, lamp holders, and potentiometers, make two subassemblies on 6-terminal tie points, using

PARTS LIST

- C1, C3—10 μ F, 6-volt electrolytic capacitor
- C2, C4—50 μ F, 6-volt electrolytic capacitor
- D1, D2—5A4 silicon diode, International Rectifier Corp
- D3—1N1518 Zener diode, 3.9-volt, 1-watt, IRC
- LM1, LM2—Type 49 lamp
- Q1, Q2—2N3242-A silicon transistor, NPN
- R1, R7—1.5k ohm, 1/2-watt resistor
- R2, R8—3.0k ohm potentiometer, linear taper
- R3—Humistor, DeVry Hygropak HA-26
- R4, R10—680 ohm, 1/2-watt resistor
- R5, R11—7.5 ohm, wire wound resistor, IRC type BWH
- R6—1.0k ohm potentiometer, linear taper
- R9—Thermistor, 200 ohm @ 25° C, Fenwal KB 22J1
- R12—470 ohm, 1/2-watt resistor
- R13—15 ohm, 2-watt wire wound resistor (6-volt operation)
50 ohm, 5-watt wire wound resistor (12-volt operation)
- SI—3-pole, 6-position rotary switch, shorting, Mallory 3136J
- 2—miniature lampholders, Leecraft 7-20
- 2—lens, 11/32" diameter, Dialco 514
- 1—knob, 1/4" shaft
- 1—4 x 2 x 2 3/4 aluminum box, PMC 1015
- 1—2 3/4 x 2 1/8 x 1 3/8 aluminum box, PMC 1000
- 1—4-wire cable, 22 AWG stranded, 7 x 30, Belden 8444
- 2—6-terminal miniature tie points wire, grommets, solder, plastic strip, tube socket, decals, etc.

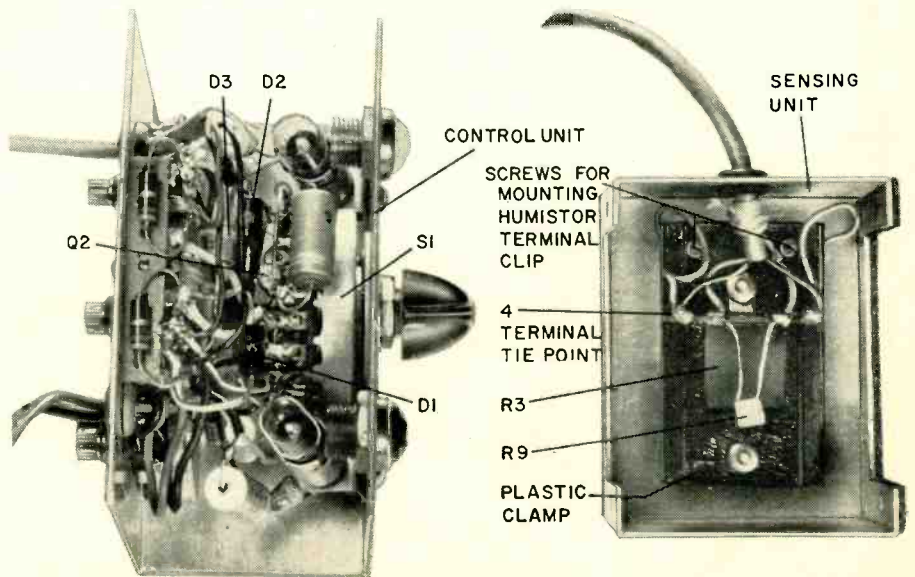
the parts shown. Q1, Q2, C4, R5, and R11 can be soldered to unused switch contacts. Point-to-point wire all other parts, and install the subassemblies. Be sure to insulate all bare leads.


After mounting the control unit in the vehicle, connect the 4-wire cable from the sensing unit to the terminals provided on the top tie point. Then connect the positive and negative leads to the vehicle battery via the chassis and the ignition switch. Make sure

that the "hot" lead from the control unit is connected to the coil side of the ignition switch as shown.

An "OFF" position is provided on the control unit switch, but it does not disconnect the supply voltage. It simply provides an idle position by grounding the bases of both transistors to reduce the collector current to the minimum. Wire potentiometers (R2, R6, and R8), so resistance decrease when the shaft of these controls is ro-

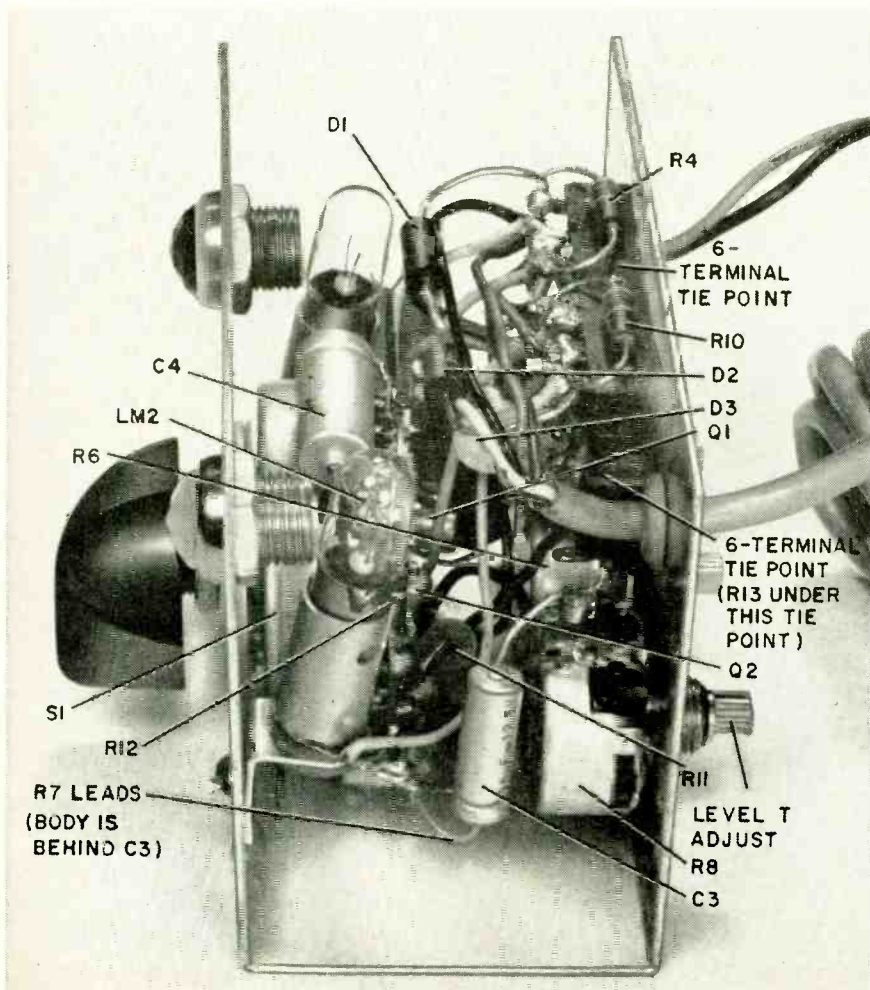
Take a close look at the inside of the sensing and control units. Match this parts placement as closely as possible and you will have little trouble building the alarm.





Another view of the control unit. This time we're looking at it from the humidity circuit end. Obviously, if you fit a larger case in your car, it will make the construction job considerably easier as it will leave more room for parts and avoid squeezing.

Here's that control unit again. This time from the opposite end where the temperature circuit is located. Parts placement is not critical, but if you follow the arrangement here, your assembly problems will be eased and you can reduce assembly time.



tated clockwise. This causes lamp brightness to increase and flashing to start with clockwise rotation, making adjustments easier.

First make a coarse adjustment as follows: Set the three potentiometers to their maximum resistance position (fully counterclockwise). Set control switch S1 to TEST S (steady) and then rotate the LEVEL H and LEVEL T controls clockwise until the lamps are visible in a slightly darkened area. (A vtvm or a 20,000 ohms/volt vom connected across LM1 or LM2 should indicate about 0.85 volt at a suitable lamp intensity.) Now set the switch to TEST F (flash) and carefully rotate the GAIN control until the lamps just start to flash.

Next make a fine adjustment during critical humidity and temperature conditions. This is best done by actual measurement of these conditions. With the switch at the OP/ADJ position, make the adjustment for even lamp intensity and then for flashing at a humidity of about 95% and a temperature of about 35° F. Any hygrometer and thermometer of moderate accuracy will be suitable for making the measurements, since the lamp indication of humidity and temperature is not a precise indication. It is intended only to indicate the range where dangerous conditions may exist. I used an inexpensive slide hygrometer that is available at Lafayette Radio Electronics (Stock No. 99C9006) for \$2.69.



After making the fine adjustment, check that the lamp intensity is approximately the same at the TEST F and OP/ADJ positions during critical temperature and humidity conditions. If there is more than a moderate difference, change the value of R4 and/or R10 as required to make lamp intensity equal at both switch positions.

In use, as either the critical humidity or temperature range is neared, the corresponding lamp will become brighter. When both conditions reach the critical point simultaneously, the lamps will start flashing at a greater intensity and will continue to do so until either or both conditions drop below the critical range.

Note: Since it is not always possible to simultaneously obtain humidity in the range of 95 to 100% and temperature in the range of 32° to 35°, set the two LEVEL controls separately. Then when the weather is suitable, the GAIN control can be set for flashing. If a suitable hygrometer is not available, a satisfactory adjustment of the humidity indicator can be made when driving through a light fog. Do not try this during rain or snow, however, because the humidity is often considerably less than 100% at such times.

R-E

Features once found only on expensive machines are being offered on more and more moderate-cost recorders



Three motors, push-button controls in Sony 777 (left). Bell & Howell 337 cassette changer (above).

RECORDERS: What's Happening

By FRED PETRAS

DOLLAR FOR DOLLAR, TODAY'S TAPE RECORDER PURCHASER IS getting the best buys ever. Ease of use, compactness, good looks and an abundance of features—these are what he is getting for his money.

A study of today's recorder's shows that more and more manufacturers are offering features such as automatic level control, voice activation, automatic reversing, easy threading, plus a variety of remote control devices. There is also a trickle of multiple-play machines in reel and cassette form to make the tape recorder an even more appealing instrument than it already is.

Today, recorder manufacturers must make three kinds of recorders—reel-to-reel, cassette machines, and three kinds of continuous-loop cartridge instruments. Why all three? Because each type is selling well and, as long as there is a demand, the manufacturer must make such a machine.

For the moment, reel machines are "king" because they offer the greatest versatility and capabilities in recording and reproducing sounds on tape. But cassette recorders and playback-only cassette units are coming up fast. They are convenient and easy to use and, despite their compactness, they deliver surprisingly good sound. Also making their presence felt are loop cartridge machines. These are mostly confined to auto use as playback-only devices, but are also coming on strong as home playback machines. A handful of machines in this category offers recording capability, albeit not with the greatest of ease.

New "king" in the making?

Astute crystal-ballers predict that all three basic systems will live side by side for a long time to come, each fulfilling a different set of needs. Reel-to-reel units are expected to continue as the top-quality sound medium with the greatest flexibility in editing. Cassettes will move forward as the handiest recording-playback system. Loop concepts will move on the basis of convenient playback.

The recent National Electronic Week (NEW) show and the Consumer Electronics Show (CES) were by and large "cassette shows" in that they featured an inordinate number of cassette products. These events are noted showcases for the industry, and are considered harbingers of the future. On the other hand, last autumn's hi-fi shows in New York and Los Angeles were "reel shows."

"Human engineering" was manifest in virtually all the new offerings at the four shows. The term covers a multitude of items concerned with making a product easier to use through a logical placement of controls, functioning elements, the relationship of mechanical to electronic elements, etc. Automatic level control, voice activation and the other features mentioned earlier are all, in effect, end products of human engineering.


Solid-state devices have helped producers come up with some new design concepts, primarily portable recorder/radio combinations, but also tabletop receiver/recorder combos. Coming into broader use are recorders with high power outputs that enable them to be used as the core of a music system incorporating a record player and/or radio tuner.

Basic compactness of cassette recorder/playback equipment also lends itself well to combinations. There are a number of cassette/recorder combos, including modular audio component systems such as Harman-Kardon's popular Model SC3520 and a unit from Benjamin with a detachable cassette tape deck.

A number of trends have been shaping up for the industry overall. The tendency is away from cheap machines, with the low-priced rim-drive units so popular a few years ago virtually absent from the shelves of self-respecting dealers. Where dealers do carry such units they play them down by pointing out their limited use and value.

The trend is toward better and higher-priced machines, within each of the many categories—the three basic concepts, plus the "breakdowns" within each of the concepts, i.e., decks, battery-operated portable, ac-operated portables, decks, professional type instruments, etc.

Manufacturers are trying to please everyone, it seems. One example of this is in the way they develop product "clusters," a basic recorder offered in three or more forms. For example, a new recorder (Model 10000) from Martel Electronics under the Uher brand name is being offered as a full stereo portable complete with built-in speaker systems, as a record/playback deck less power amplifiers for about \$100 less, and also as a stripped-down deck substantially less than the full deck. If a person likes the basic deck mechanism but already has an amplifier and speaker systems, plus auxiliary equipment, he can have this particular mechanism without paying for built-in electronics he has



A clever tape file

Stores 5 reels in one sturdy plastic case with swing-out compartments. Protects these valuable tapes, keeps them handy, indexed and orderly. Stacks horizontally or vertically, comes in three sizes (for 3-, 5-, 7-inch reels). Handsome two-tone beige. (A neat 8-mm film file too!)

3": \$2.99
5": \$4.45
7": \$4.95
(all prices less reels)



Available through your local distributor, or write to:

RYE INDUSTRIES INC.

129 Spencer Place, Mamaroneck, N.Y. 10543

Circle 31 on reader's service card

FREE

GIANT 1969

RADIO-TV ELECTRONICS CATALOG

228 GIANT VALUE-
PACKED PAGES



YOUR BUYING GUIDE FOR TV's, Radios, Recorders, Phonos, Amateur and CB equipment, electronic parts, tubes and test equipment... plus featuring B-A's famous bargain packed section!

WRITE FOR YOUR FREE CATALOG TODAY!

BURSTEIN-APPLEBEE CO., DEPT. REV
3199 MERCIER ST., KANSAS CITY, MO. 64111

Name _____

Address _____

City _____

State _____ Zip Code _____

Circle 32 on reader's service card

no need for. By the same token a newcomer to the field of high-quality sound might find the most elaborate version ideal as the beginning of a full hi-fi system since it incorporates a 20-watt amplifier (enough to drive good-size speaker systems), and can accommodate a tuner, phonograph or what have you.



The KX-899 is a 4- and 8-track cartridge recorder made by Kinematix, Inc. Unit has automatic stop. \$170. There are 3 heads in the Harman-Kardon TD-3 recorder.

Another trend is the gradual entry of virtually "anybody who is anybody" into the tape recorder business. G-E, RCA, Philco and a few others have been in recorders for some time, but now other big-name producers such as Sylvania are in it, and more are planning product entries.

This gives people who have been dealing with the big brand names a chance to buy tape recorder products under those names. However, some big-name, full-line manufacturers do not make the tape recorders they sell. For example, one large manufacturer obtains its machines from at least three different sources.

Some big-name audio component manufacturers are also getting more and more involved with tape recorders. Harman-Kardon is setting the pace by recently adding individual reel recorders to its cassette entry, plus combining a reel machine with a modular-type stereo receiver. The spectacular demand for the cassette recorder is making all kinds of manufacturers perk up their design departments to accommodate cassette mechanisms in their products, both in components and in consoles.

Big boom in cassettes

The reasons for the big interest in the cassette on the part of the big-name producers is that they can hop aboard the tape recorder bandwagon in an easy way because of the cassette's no-nonsense ease of handling, and because the mechanism itself is small enough and inexpensive enough to be logistically and economically feasible. A number of console stereo phonograph makers have tried the tape recorder route but found they didn't do so well. The sets ended up much larger than straight phono-radios, and in a price bracket that caused many prospects to take the individual audio components route instead. Now console makers can add a tape recorder in cassette form without making the cabinet much larger—if at all, since the cassette mechanism are quite small. Sets using a cassette mechanism might be priced about \$60 more than a straight combo, versus \$200 for a console incorporating a reel-to-reel deck.

Cassettes for the young adult

Big-name producers in both full-line home entertainment products as well as audio components are also eyeing the cassette as a way of reaching people in the under-25 age bracket, particularly the teenager. Several companies are wooing teenagers with cassette players-only under \$30.

The under-\$30 playback units are also stimulating interest in short-play tapes priced under \$2. Some industry observers liken the \$30 players and their short-play tapes to the 45-rpm record player and records. They expect a his-

torical parallel; as youngsters with 45's moved to LP, so, too, will teeners who bought \$30 playback cassette units move to reel form, toward machines that offer automatic reversing, easy tape threading and some of the other automation of today's technology.



Another 4- and 8-track cartridge player, the KX-900, by Kinematix (above). Cassette tape player by Masterworks is at right.

Cartridge tapes gain

What about continuous-loop cartridge tapes and tape equipment? Much is happening. Basically the trend is toward eight-track equipment and tapes despite the protestations of a certain group within the industry that still claim four-track will win out because it is cheaper and "better". Theoretically four-track loop tapes *should be better*, but this difference is virtually indistinguishable because of the environment in which most cartridge tapes are played—in the automobile. Perhaps a four-track cartridge can be produced with a better signal-to-noise ratio, but who can tell the difference in a fast-moving car with all the ambient noise of such an environment?

Far-seeing persons would be wise to select the eight-track concept as this is where most manufacturer emphasis is being put. Four-track will continue strong in certain parts of the country, but, say the experts, there is already evidence of a tapering off in sales and interest, with eight-track getting a correspondingly greater share of attention.

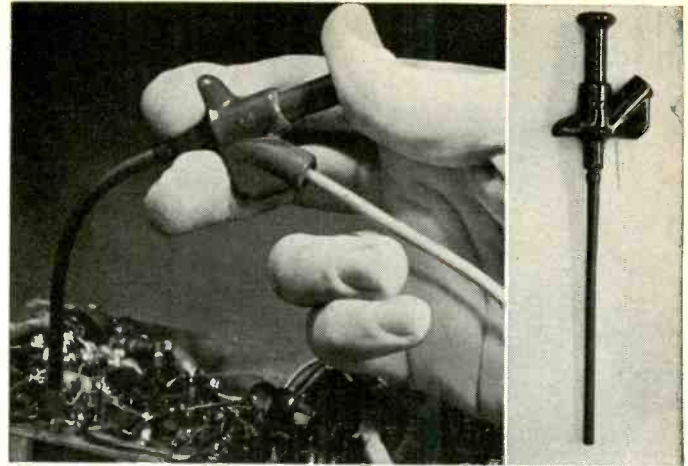
For those who started out with four-track cartridge players but wish to enjoy the eight-track concept because of its particular group of artists, a number of companies have provided "compatible" players that play both four-track and eight-track loop tapes on eight-track machines. A person trading off his old car with a four-track—or for that matter eight-track—player in it might well consider a compatible machine for his new auto.

Coming from PlayTape is a new concept—a machine that will use the two-track PlayTape concept, as well as the four- and eight-track loop concepts. The company is also producing a gadget that permits playing PlayTape cartridges in an eight-track or compatible player, thus effecting "total" capability with the right machines.


What about PlayTape itself? This concept, using short-play cartridges with four selections for its popular music category, has been regarded as a teenager item. But the manufacturer is taking it several steps beyond, with a new batch of tapes that cover a lot of ground. Now there are language tapes in the PlayTape format, along with "talking books" and other literary selections. Upcoming are operas and longer-play classical type tapes.

Up to this point the PlayTape approach has not been compatible with the other two concepts which use the 3¼-ips speed as a common denominator. But with PlayTape's new compatible machine in the offing, all this will change. Further, PlayTape will not be the only company making such a set. Just as there are many models and brands of players offering PlayTape playback capability, so, too, will there be a variety of compatible machines using the "all-cartridge" system developed by PlayTape.

R-E



Clever Kleps 30

Push the plunger. A spring-steel forked tongue spreads out. Like this  Hang it onto a wire or terminal, let go the plunger, and Kleps 30 holds tight. Bend it, pull it, let it carry dc, sine waves, pulses to 5,000 volts peak. Not a chance of a short. The other end takes a banana plug or a bare wire test lead. Slip on a bit of shield braid to make a shielded probe. What more could you want in a test probe?




Available through your local distributor, or write to:

\$147

RYE INDUSTRIES INC.
129 Spencer Place, Mamaroneck, N.Y. 10543

Circle 33 on reader's service card

EIGHT INSTRUMENTS IN ONE



- Out-of-Circuit Transistor Analyzer
- Dynamic In-Circuit Transistor & Radio Tester
- Signal Generator
- Signal Tracer • Voltmeter
- Milliammeter
- Battery Tester
- Diode Checker

Transistor Analyzer Model 212

Factory Wired & Tested — \$19.50
Easy-to-Assemble Kit — \$13.50

YOU DON'T NEED A BENCH FULL OF EQUIPMENT TO TEST TRANSISTOR RADIOS! All the facilities you need to check the transistors themselves — and the radios or other circuits in which they are used — have been ingeniously engineered into the compact, 6-inch high case of the Model 212. It's the transistor radio troubleshooter with all the features found only in more expensive units. Find defective transistors and circuit troubles speedily with a single, streamlined instrument instead of an elaborate hook-up.

Features:
Checks all transistor types — high or low power. Checks DC current gain (beta) to 200 in 3 ranges. Checks leakage. Universal test socket accepts different base configurations. Identifies unknown transistors as NPN or PNP.

Dynamic test for all transistors as signal amplifiers (oscillator check), in or out of circuit. Develops test signal for AF, IF, or RF circuits. Signal traces all circuits. Checks condition of diodes. Measures battery or other transistor-circuit power-supply voltages on 12-volt scale. No external power source needed. Measures circuit drain or other DC currents to 80 milliamperes. Supplied with three external leads for in-circuit testing and a pair of test leads for measuring voltage and current. Comes complete with instruction manual and transistor listing.

EMC, 625 Broadway, New York 12, N. Y.

Send me FREE catalog of the complete value-packed EMC line, and name of local distributor.

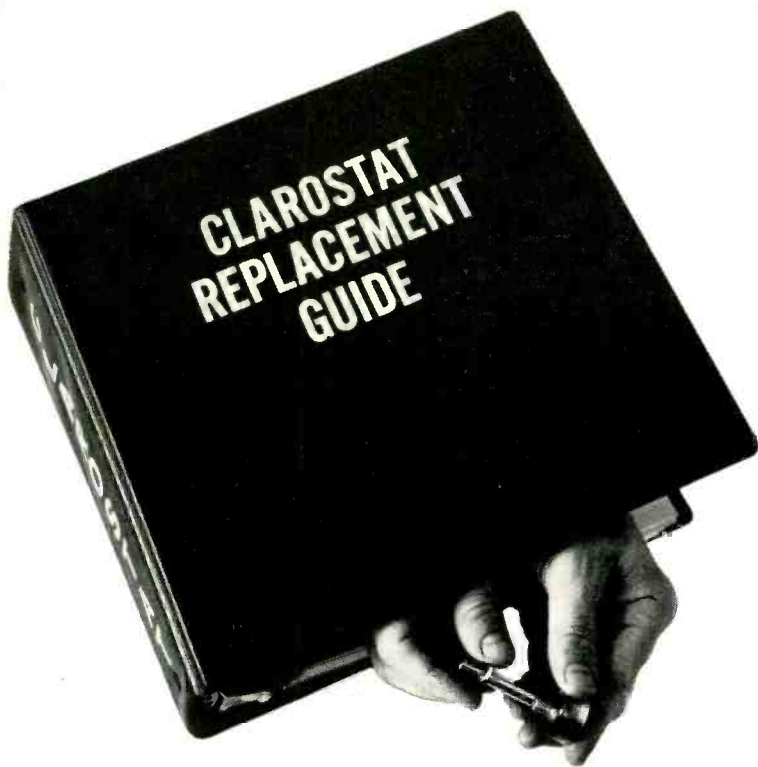
NAME _____ RE-10

ADDRESS _____

CITY _____ ZONE _____ STATE _____

EMC

ELECTRONIC MEASUREMENTS CORP.
625 Broadway, New York 12, New York
Export: Pan-Mar Corp., 1270 B'way, N.Y. 1



Let his fingers do the walking . . . through the white pages

Every Clarostat Uni-Tite Distributor has the almost-magic Clarostat Replacement guide. From it you or he can put together in seconds every TV and Radio Control in popular demand just by knowing the model number of the set, the chassis number and the component function or the manufacturer's part number.

And that goes for every single manufacturer and every control in popular demand.

Know what that means?

No more foot-tapping-waits while the search goes on in musty bins.

A quick reference to be sure you're right.

And Clarostat-quality controls.

So send your feet over to your Clarostat Distributor . . . and let his fingers do the walking . . . in the Clarostat Replacement Guide.

CLAROSTAT

Dover, N.H. 03820, Dept. 109.

Circle 29 on reader's service card


EQUIPMENT REPORT

B&K Model 970

Radio Analyst

*For manufacturer's literature, circle
No. 30 on Reader Service Card.*

TAKEN SEPARATELY, THE INSTRUMENTS which make up the B&K 970 Radio Analyst aren't unusual. Put them all together in one case and they are very handy! It includes all



the test equipment needed for a radio test setup, for transistor portables, auto radios and audio amplifiers.

A 10-position switch tapping a filtered dc supply selects any voltage from 1.5 to 15. An auxiliary dc supply provides a second voltage when required.

Two AUTO positions, 6 and 12 V, provide slightly more current than the normal 6-12-V taps. The 15-V tap can simulate engine-running auto radio conditions.

A 5500-ohms-per-volt vom on the panel has dc voltage scales of 0-2, 0-20, 0-200 and 0-500 V and current scales of 0-20 mA, 0-200 mA, 0-2 amps and 0-5 amps. The ohmmeter section has $\times 1$, $\times 10$ and $\times 100$ scales. The basic scale is calibrated from 0 to 1 megohm. The meter is also used on transistor tests, and is calibrated GOOD-?-BAD and directly in beta.

An all-transistor 4-band rf signal generator provides alignment signals for AM and FM radios. It covers 250-750 kHz, 750-2000 kHz, and 10.0-11.4 MHz AM, plus 10.0-11.4 MHz and 88-108 MHz FM. A dual knob is used for fine-tuning, and the calibration is very accurate. The audio signal is brought out to a separate jack; its level can be controlled by a potentiometer with switch.

A built-in transistor tester checks for beta and leakage. Both out-of-circuit and in-circuit tests can be

(continued on page 68)

Zenith Tubes...

life-tested for greater dependability!




ZENITH TV PICTURE TUBES are rigorously tested at elevated line voltages for lengthy periods. Just one reason you can be sure of Zenith's great reliability and long life that better satisfies your customers. More than 200 Zenith quality tubes—for color TV, black-and-white TV, or special purposes—are in the complete line.

ZENITH "ROYAL CREST" CIRCUIT TUBES undergo over 1½ million hours of life-testing every month. Under actual operating conditions, they must meet the same quality standards as Zenith original parts—to perform with unrivaled dependability. Choose from a full line of more than 900 top-quality Zenith tubes.

Order all genuine Zenith replacement parts and accessories from your Zenith distributor

Exciting Surprises
for You—
and Your Family!
Fun for all!
Get the details
at your Zenith
Distributor's
Parts Department.



Zenith B&W replacement picture tubes are made only from new parts and materials except for the glass envelope in some tubes which, prior to reuse, is inspected and tested to the same high standard as a new envelope. Some color picture tubes contain used material which, prior to reuse, is carefully inspected to meet Zenith's high quality standards.

BEST YEAR YET TO SELL THE BEST



ZENITH

*The quality goes in
before the name goes on*

**“He’s a good worker.
I’d promote him
right now if he had
more education
in electronics.”**



Could they be talking about you?

You'll miss a lot of opportunities if you try to get along in the electronics industry without an advanced education. Many doors will be closed to you, and no amount of hard work will open them.

But you can build a rewarding career if you supplement your experience with specialized knowledge of one of the key areas of electronics. As a specialist, you will enjoy security, excellent pay, and the kind of future you want for yourself and your family.

Going back to school isn't easy for a man with a

full-time job and family obligations. But CREI Home Study Programs make it possible for you to get the additional education you need without attending classes. You study at home, at your own pace, on your own schedule. You study with the assurance that what you learn can be applied to the job immediately.

CREI Programs cover all important areas of electronics including communications, radar and sonar, even missile and spacecraft guidance. You're sure to find a program that fits your career objectives.



You're eligible for a CREI Program if you work in electronics and have a high school education. Our FREE book gives complete information. Airmail postpaid card for your copy. If card is detached, use coupon at right or write: CREI, Dept. 1410G, 3224 16th St., N.W., Washington, D.C. 20010.

Founded 1927



Accredited Member of the National Home Study Council



**CREI, Home Study Division
McGraw-Hill Book Company
Dept. 1410G, 3224 Sixteenth Street, N.W.
Washington, D.C. 20010**

Please send me FREE book describing CREI Programs. I am employed in electronics and have a high school education.

NAME _____ AGE _____

ADDRESS _____

CITY _____ STATE _____ ZIP CODE _____

EMPLOYED BY _____

TYPE OF PRESENT WORK _____ G.I. BILL

- I am interested in Electronic Engineering Technology
 Space Electronics Nuclear Engineering Technology
 Industrial Electronics for Automation
 Computer Systems Technology

APPROVED FOR TRAINING UNDER NEW G.I. BILL

Digital Ohmmeter with 0.1% accuracy, 0.001 Ω to 1000M Ω range



DMS-3200A Main Frame \$375
 DP-170 Ohmmeter Plug-in \$275
\$650

The type DP-170 Ohmmeter Plug-in, when used with the DMS-3200 Main Frame, provides digital display of resistance measurements from 0.001 ohm to 1,000 megohms in ten ranges. The system offers accuracy capability of $\pm 0.1\%$ FS $\pm 0.1\%$ of reading. Direct linear readout of resistances above 1 megohm at the accuracies specified represents an industry first in digital instruments.

The measurement system is that of a true wheatstone bridge, with internal electronic automatic null-out and resultant resistance value display. Of special interest is the unusually low power applied to the resistor under measurement — maximum 1 milliwatt. Four-terminal input, with "guard" terminal permits accurate measurement of both extremely low and high resistances. Response time on all ranges except the highest is 1 second and a "null indicator" indicates when the bridge is balanced and a reading may be taken.

The three-digit, all-electronic display uses "Nixie" type readout tubes and includes automatic decimal point indication. 100% over-range capability is provided and display time is variable from .5 second to 6 seconds per reading with provision for holding a reading indefinitely.

Like other DP series plug-ins, the DP-170 is all-solid-state, uses glass-epoxy printed circuit boards, and is complete within a compact plug-in housing which slides into the plug-in port of the DMS-3200 Main Frame. Main Frame size is approximately 9"x7"x13" and combined weight is 13 pounds.

The DP-170 is but one of a complete line of plug-ins designed for use with the Hickok DMS-3200 Digital Measuring System Main Frame. All plug-ins are available from stock through franchised Hickok Industrial Distributors.



DC Voltmeter Plug-in
 0.1 mv to 100 v;
 0.1% accuracy
 DP-100 — \$175

Event Counter Plug-in
 Counting Speed
 1,000,000 pps
 DP-140 — \$90

1 Mc Counter Plug-in
 0.1 cps to 1 Mc;
 0.005% accuracy
 DP-150A — \$230

Ohmmeter Plug-in
 0.001 ohm to
 1000 Megohms;
 0.1% accuracy
 DP-170 — \$275

Capacity Meter Plug-in
 1.0 pf to
 10,000 Microfarads;
 0.1% accuracy
 DP-200 — \$275

THE HICKOK ELECTRICAL INSTRUMENT COMPANY
 10514 Dupont Avenue • Cleveland, Ohio 44108

Circle 26 on reader's service card

EQUIPMENT REPORT

(continued from page 62)

made very easily indeed.

Current tests are useful in all transistor servicing, but they're not easy. They can be made very quickly with the 970, by plugging a 6" patch cord between the power-supply and meter jacks. Current reading on portables can be used as an alignment indicator. The more current drawn, the better the alignment.

This will also help in bias setting after power-transistor replacement in auto radios and small audio amplifiers, or for checking motor-speed control circuits in auto tape players.

Safety features

When using this instrument, get used to turning the power switch off when changing connections, etc. If the power leads short, pop goes the fuse thoughtfully placed in both primary and secondary circuits.

Even if the fuse is blown by a short with the current meter still in-circuit, it will be safe. The meter is protected by a diode shunt used for just this emergency.

Now, here's a final bouquet, and a couple of small comments. The bouquet is a favorable reaction to the handiness of the instrument. Controls are well placed, calibration is accurate, and the 970 is easy to use. It can speed transistor radio servicing.

The ohmmeter's lowest range is crowded at the low-resistance end. The first calibration mark is 100 ohms, and there are only four scale divisions between this and the end.

The instruction book says, in the section for transistor testing out-of-circuit, "If you read *no* leakage and no beta, reverse the npn/pnp switch." In our tests, we found that reverse polarity on a transistor showed a full-scale+ reading, on good transistors. I interpreted this to mean that the collector was forward-biased and conducting heavily. With the switch set properly, all test transistors checked correctly, including the carefully preserved units with a definitely known amount of excess leakage. (Before someone asks, the reversal *does not* damage transistors.)

Beta and leakage readings on the 970 agreed with our test transistors and other transistor testers, some much more elaborate. The 970 caught transistors with too much leakage.

This is a useful instrument to have around, and could be used all by itself to set up a radio department in your shop. — *Jack Darr* **R-E**

Delta Launches the **COMPUTACH***



The Great One!

*An exclusive computer-tachometer for precise RPM measurement in easy-to-build Kit form!



ONLY
\$29.95
 ppd.

Delta, pioneers in CD ignition who produced the fabulous MARK TEN®, now offer a precise computer-tachometer which obsolesces any type tachometer on the market today! You achieve unbelievable accuracy in RPM readings due to the advanced, solid-state electronic matched components used in the computer, coupled with the finest precision meter in the world. Works on all 2, 3, 4, and 6 cylinder 2 cycle and with 4-6-8 cylinder—4 cycle 12 volt engines.

- ▲ 0-8000 RPM range
- ▲ Perfect linearity — zero parallax
- ▲ Adjustable set pointer
- ▲ Wide angle needle sweep
- ▲ Translucent illuminated dial
- ▲ Chrome plated die-cast housing
- ▲ All-angle ball & socket mounting
- ▲ Use it with ANY ignition system
- ▲ Meter: 3 3/8" dia. X 3 3/8" deep
- ▲ Calibration kit included, no test eqpt. needed.

Orders shipped promptly.
 Satisfaction guaranteed.

DP 8-2

DELTA PRODUCTS, INC.

Send check today!

P.O. Box 1147 RE / Grand Junction, Colo. 81501

Enclosed is \$ _____ Ship ppd. Ship C.O.D.

Please send:

COMPUTACH® Kits @ \$29.95 ppd

Sold in Kit Form ONLY!

Name _____

Address _____


City/State _____ Zip _____

Circle 27 on reader's service card

4 Pages of Direct-by-Mail Bargains from *ALLIED*

- Shop now right from these four pages!
- Buy on credit with **NO MONEY DOWN!**

SAVE \$15



Model RR-42

BONUS Speaker Package




Stereo for Your Car! Ranger 4- and 8-Track Stereo Tape Player with 4 of Our Finest Auto Stereo Speakers

\$104.95 Separately
\$89⁹⁵

\$5 monthly

Plays 4- and 8-track stereo tape cartridges with true-to-life realism. Fully automatic: just insert cartridge to play. Has 20-watt solid-state stereo amplifier; volume, balance, tone controls; fine-tuning control to assure full channel separation and eliminate crosstalk even on worn cartridges. New non-protruding thumb-wheel controls meet auto safety standards. Response: 50-10,000 Hz. Size: 2⁷/₈x7⁷/₈x8". With 4 speakers, mounting bracket. For 12VDC pos or neg grd. From Japan.
19 PE 0048 L3X. Shpg. wt. 12 lbs. \$5 Monthly 89.95

ALL These Extras Included With Your Allied Cassette Recorder:



Snap-On AC Adapter Start/Stop Mike Vinyl Carry Case Set of 5 Batteries Private Earphone

ALLIED[®] Model 1100 Portable Cassette Recorder \$59⁹⁶

With Tape Bonus

Goes with you anywhere — records, plays back up to 2 hours! Cassettes snap in and out in seconds; easy pushbutton operation. 12x6x4". Shpg. wt. 9¹/₂ lbs. From Japan.
15 PE 0100 L2X.
\$5 Monthly... 59.96
15 PE 7138X
Less Bonus ... 59.95




TAPE BONUS! Save \$13.44

Five Allied C-90 Tape Cassettes Only 1¢ More!



NEW LOW PRICE!



knight-kit[®] Star Roamer[®] Deluxe 5-Band Shortwave Receiver Kit

\$39⁹⁵

\$5 monthly

CHECK THESE FEATURES!



Switchable ANL



Illuminated "S" Meter



Switchable AVC

Takes you 'round the world! Covers 200 to 400 kHz plus 550 kHz to 30 MHz in five bands—has electronic band-spread for easy SW tuning; superhet circuit with controlled-regenerative IF amplifier for extra sensitivity. "S" meter shows signal strength. Has headphone and code key jacks plus built-in 4" speaker. Complete kit is easy and fun to build. Size: 5¹/₂x12¹/₄x8". 110-120V, 60 Hz AC. Shpg. wt. 12 lbs. From Japan.
22 PE 3102X \$5 Monthly 39.95
22 PE 3099X Outdoor Antenna Kit. Wt. 1 lb. 1.39

ALLIED[®]

BONUS OFFER!



Model 2671 5-Band Portable Radio Brings You:

- AM AND FM
- SHORTWAVE
- VHF POLICE, PUBLIC SERVICE
- VHF AIRCRAFT

Radio with \$1 Bonus Package

60⁵⁰

Save \$12.77

A national magazine called it "one of the best buys around... such wide-range coverage, there isn't anything going on you can't intercept." Only 10¹/₂" wide, yet it brings you sharp, clear reception and big tone. Plays on 4 "C" batteries (incl.) or AC. 15 transistors, 6 diodes; telescoping FM-VHF antenna; slide-rule dial; dial light; tone control; fine tuning; AFC; 3 x 6" speaker plus earphone. Size: 7³/₈ x 10¹/₂ x 3". From Japan. Shpg. wt. 15 lbs.

10 PE 0039 L3U Radio with Bonus Pkg. 60.50
10 PE 4362 RX Radio Alone. Shpg. wt. 9 lbs. 59.50

BONUS! ALL THESE ITEMS FOR ONLY \$1 MORE:



Fully assembled shortwave antenna




"ABCs of Shortwave Listening"—96pp book



8 extra "C" batteries for months of listening



Big 30x40" world map to locate SW stations!



Allied A2589 Dual-Band FM Monitor Tunes 30-50 mHz and 152-174 Mhz 79⁹⁵

\$5 monthly

Our First FM monitor to tune both VHF Police and Public Service bands. Solid-state circuit with 20 transistors, 10 diodes, 2 thermistors. Has four IF stages, AVC, squelch circuit. Jack for extra speaker or headphones. 5-7/16x11-7/8x3/4". 117V, 50-60 Hz AC. From Japan.
17 PE 6980U Wt. 11 lbs. \$5 Monthly. 79.95
17 PE 6226 Dual Headset. Wt. 1 lb. 5.95
17 PE 6714X Ground Plane Antenna. 6 lbs. 9.95
17 PE 6883 50' Foam Coax Cable. 2 lbs. 5.50



SAVE \$30.80 Allied TD-1030 Stereo Tape Deck \$139⁹⁵

Separately, \$170.75
Feature-filled stereo tape deck in walnut case, at low, low price! Records/plays stereo or mono thru stereo system or console. 23 lbs.
15 PE 0082 L2U
\$7 Monthly ... 139.95



BONUS! Two Allied Dynamic Mikes with Fitted Carrying Case

ONLY

ALLIED

GIVES YOU ALL THIS:

The world's largest selection of electronic components


Nowhere else on the face of the earth can you find so many famous brands—and so many different models of each brand. Whatever you need—Allied is more likely to have it than anybody!

Money-saving low prices, always

Allied buys big; passes the savings on to you! And Allied's own brands offer you spectacular values in fine merchandise!

No money down—up to two years to pay

If you want it now, have it now—with an Allied Credit Fund Account. Make add-on purchases, too!



Save Hundreds of Dollars—Tune up and Troubleshoot Any Car With **knight-kit** Solid-State Auto Analyzer Kit!

\$49⁹⁵
\$5 monthly

Checks voltage and current regulators, generators and alternators, diodes. Detects distributor wear, variation in dwell angle and condition of points; locates poor or open electrical ground circuits. Portable. Easy to build; use on any 6 or 12V system, positive or negative ground. With tune-up chart, tune-up and trouble-shooting manual, solder, test leads, 4 "C" batteries, step-by-step instructions. Size: 6½ x 12½ x 5½". From Japan. 22 PE 3323X Shpg. wt. 11 lbs. \$5 monthly.....49.95

knight-kit

Capacitive-Discharge Ignition System Kit Saves Gas, Boosts Plug Life!

\$28⁹⁵
\$5 monthly

Build it yourself to save money—then install it in 10 minutes in your car or boat to save more money! Increases gas mileage up to 20%; boosts spark plug life 3 to 10 times! Improves starting; provides more complete combustion. For any 12V system. Wt. 2½ lbs. 22 PE 9575X \$5 monthly28.95



knight-kit Timing Light Kit Checks Timing, Spark Advance, Distributor Cam Wear—For Better Mileage, More Power

\$19⁹⁵
\$5 monthly

Compares to assembled timing lights costing much more!

Built-in solid-state power supply—delivers up to 1250 flashes per minute—brighter flash than units operated from ignition coil. Easy-to-assemble kit with all accessories. For 6- or 12V systems. From Japan. 22 PE 3312X Shpg. wt. 2 lbs. \$5 Monthly...19.95



knight-kit **\$9⁹⁵**
Motor Speed & Light Control Kit

Makes your power tool a variable-speed tool; controls brightness of incandescent lamps. Solid state. Circuit breaker. (Not for AC—only motors). 22 PE 3335X Shpg. wt. 2 lbs.....9.95



knight-kit **VOM Kit**
20,000 Ohms-per-Volt DC
\$11⁹⁵

Outstanding value! Ideal for radio-TV servicemen, hobbyists. Pocket size (5 x 3½ x 1¾"); easy to assemble. With all parts, leads, battery, instructions. From Japan. 22 PE 3907X Wt. 1 lb.....11.95



SAVE \$18.98 on UHF-VHF TV/FM Knight® "Colorset 55" Antenna plus Rotator
\$39⁹⁵
\$5 monthly


The greatest antenna value we've ever offered! Knight "Colorset 55" 55-element antenna brings in color and black and white 82-channel TV (UHF and VHF) plus FM—Alliance T-45 rotator aims antenna for sharpest reception. Pre-assembled boom with VHF-UHF signal splitter. UL Listed. 120 VAC on rotator. Shipped truck or express. Shpg. wt. 26 lbs. 11 PE 0062 L2ZW \$5 Monthly39.95

Better Work with Sander, Buffer!

Drill Plastic Without Gumming!

Limits Soldering Iron Heat!

Compact, with Easy Single Control!




Allied Exclusive!
This Pair of
UTAH AS-2 8-inch
Speaker Systems

One System **\$49⁹⁵** Two Systems **\$50⁹⁵**

\$5 monthly \$5 monthly



What a buy! Handsome, compact systems have 40-18,000 Hz response; 2-way design with 4500 Hz crossover. Exceptionally clean sound: interior design damps out standing waves and other spurious vibrations. Power capacity, 15 watts. Impedance, 8 ohms. Each system 11x8x9". Shpg. wt. 22 lbs. each.
20 PE 7073 RU One System. \$5 monthly...49.95
Two Systems. \$5 monthly...50.95



Utah "Celesta" 3-Way
12-inch Speakers

One Speaker **\$34⁹⁵** Two Speakers **\$35⁹⁵**
 \$5 monthly \$5 monthly

Amazing response: 25 Hz to beyond audibility. 12" woofer with cloth-roll suspension; die-cast frame with shallow design. Capacity: 25 watts. Impedance: 8 ohms. 5-11/16" deep. Wt. 11-3/4 lbs. each.
20 PE 8229 RX One Speaker 34.95
Two Speakers 35.95

CLOSEOUT SALE!



Utah 15-in. Musical
Instrument Speaker
\$15⁰⁰

Our Lowest Price Ever!

Ideal for electric organ and bass guitar. Steel chassis, massive 6 3/4-lb. magnet structure, over-size voice coil. 75 watts peak. 8 ohms. Mounting depth 6 1/2". Limited quantity.
16 PE 3183X 12 1/4 lbs... 15.00



Buy Mikes and
Get Headphones For
Only \$5 More!

SAVE **\$38⁷⁵**
 \$6.95 \$5 monthly

Two Allied 4525 Mikes plus Allied H-878 Stereo Headphones.
12 PE 0030 L2 5 lbs...38.75



Set of 3
Stereo Demo Records
\$3²⁹

Test balance, performance of your system. 12" 33 1/3 rpm.
24 PE 901Q R 2 lbs. 3 for 3.29

Application for

ALLIED CREDIT FUND ACCOUNT

RETAIL CHARGE AGREEMENT

ALLIED RADIO CORPORATION, Chicago, Illinois 60680. Please open a Credit Account for me. I agree that each purchase made under this contract will be subject to the following terms: Until the merchandise is fully paid for, title to and right to possession of the merchandise shall remain in you; Upon default in payment of any installment of the purchase price, you may without notice declare the entire balance immediately due and payable, and pursue all remedies available to you by law. I shall pay an install-

ment each month as billed by you, which will include a service charge in accordance with the terms stated in your current catalog; and if I elect to pay the full account within 30 days after the first billing date, there will be no service charge. This agreement shall be governed by and construed in accordance with the laws of the State of Illinois. For the purpose of obtaining credit, I make the following representations listed below.

NOTICE TO BUYER:

Do not sign this contract before you read it or if it contains any blank space. You are entitled to an exact copy of the agreement you sign. Under the law, you have the right among others, to pay off in advance the full amount due.

SORRY - NO APPLICATIONS ACCEPTED FROM PERSONS UNDER 21

Monthly Payment	Unpaid Balance
Only	Buys Up To
\$5	\$100
\$6	\$120
\$7	\$140
\$8	\$160
\$9	\$180
\$10	\$200
\$11	\$220
\$12	\$240
\$13	\$260
\$14	\$280
\$15	\$310
\$16	\$340
\$17	\$370
\$18	\$400
\$19	\$440
\$20	\$480
\$21	\$500
\$22	\$525
\$23	\$550
\$24	\$575
\$25	\$600
\$26	\$625

Over \$625—Monthly payments will be in proportion to amounts on chart.

Small Service Charge. Only a small service charge of 1 1/2% of the previous month's balance, minimum 70¢, is added to your previous month's balance. There are no other charges. Your monthly statement shows exactly what you pay, what you owe and how much unused credit you have.

(SIGN FULL NAME) (X)

DATE _____ SOCIAL SECURITY NUMBER _____ YOUR AGE _____

HOME ADDRESS _____ CITY _____ STATE _____ ZIP CODE _____

HOME PHONE _____ HOW LONG AT PRESENT ADDRESS? _____ OWN HOME OTHER RENT OR MORTGAGE PAYMENTS \$ _____ PER MO.

WIFE'S NAME _____ MARITAL STATUS MARRIED DIVORCED SEPARATED WIDOW(ER) NUMBER OF DEPENDENT CHILDREN _____

PREVIOUS ADDRESS _____ CITY & STATE _____ HOW LONG AT THIS ADDRESS? _____

(IF SELF-EMPLOYED—PLEASE STATE NAME AND ADDRESS OF BUSINESS)

HUSBAND'S EMPLOYER _____ PHONE _____ POSITION _____ MONTHLY INCOME \$ _____

EMPLOYER'S ADDRESS _____ Street _____ City _____ State _____ HOW MANY YEARS ON PRESENT JOB? _____

PREVIOUS EMPLOYER _____ Name _____ Mailing Address _____ HOW LONG? _____

WIFE'S EMPLOYER OR ADDITIONAL INCOME _____ Name _____ Mailing Address _____ MONTHLY INCOME \$ _____

BANK ACCOUNT WITH (Name) _____ Mailing Address _____ CHECKING SAVINGS LOAN

CREDIT ACCOUNT WITH (Name) _____ Mailing Address _____

CREDIT ACCOUNT WITH (Name) _____ Mailing Address _____ TOTAL MONTHLY PAYMENTS EXCLUDING RENT OR MORTGAGE \$ _____

CREDIT ACCOUNT WITH (Name) _____ Mailing Address _____ RELATIONSHIP _____

NAME OF RELATIVE NOT LIVING WITH YOU _____ Mailing Address _____

(IF YOU ARE IN MILITARY SERVICE, FILL IN BLANKS BELOW)

MILITARY ADDRESS _____ RANK _____ PAY GRADE _____

SERIAL NO. _____ COMMANDING OFFICER _____ YOUR TIME IN SERVICE _____ YRS. _____ MOS. _____

YOU'RE LOOKING AT THE BANK ACCOUNT OF A \$25,000 ENGINEER

IT'S HIS INFORMATION BANK

(You can open an account today)



Further your own career by joining the Electronics and Control Engineers' Book Club... and save money on every book you buy!

TAKE ANY ONE FOR \$1 ONLY

with your first club selection

Values from \$8.00 to \$29.50

#171. **Engineers' Relay Handbook** by the National Association of Relay Manufacturers. Comprehensive information on operating principles, properties, performance characteristics, application requirements, specifications, and testing.

Pub. Price, \$11.95 **Club Price, \$10.15**

#381. **Pulse, Digital, and Switching Waveforms** by J. Millman and H. Taub. Working descriptions of active and passive devices and circuit configurations for the generation and processing of pulse-type signals.

Pub. Price, \$18.00 **Club Price, \$15.30**

#290. **Antenna Engineering Handbook** by Henry Jasik. Provides a vast storehouse of data on antenna design for commercial and military applications.

Pub. Price, \$26.50 **Club Price, \$18.95**

#850. **Mathematics for Electronics with Applications** by H. M. Nodelman. Offers the working engineer practical, time-saving mathematical techniques.

Pub. Price, \$8.00 **Club Price, \$6.80**

#509. **Electronic and Radio Engineering** by F. E. Terman. Helps you solve problems in FM, TV, pulse techniques, and higher parts of the radio spectrum.

Pub. Price, \$17.50 **Club Price, \$14.95**

#737. **Transistor Circuit Design** by the Engineering Staff of Texas Instruments, Inc. Tested solutions to a wide range of today's basic circuit problems.

Pub. Price, \$15.00 **Club Price, \$12.75**

#371. **System Engineering Handbook** edited by R. E. Machol. Covers system environments, system components, theory, techniques, and useful mathematics associated with system engineering.

Pub. Price, \$29.50 **Club Price, \$25.00**

#240. **Radio Transmitters** by L. Gray and R. Graham. Gives a detailed analysis of transmitter components with design information on amplifiers, coupling circuits, frequency control units, power supplies, cooling equipment, and control circuits.

Pub. Price, \$14.00 **Club Price, \$11.90**

#530. **Project Engineering** by Victor Hajek. How to plan and execute a technical program efficiently and profitably, with recent advances in project monitoring, including PERT.

Pub. Price, \$8.50 **Club Price, \$7.25**

There are no more powerful tools than *books* in building a successful engineering career. Here's a professional Club Plan that assures you of getting the most needed and practical books in your field—at an average savings of 15% from publishers' prices.

HOW THE CLUB OPERATES. Basic to the Club's service is its publication, the *Electronics and Control Engineers' Book Club Bulletin*, which brings you news of books in your field. Sent to members without cost, it announces and describes in detail the Club's featured book of the month as well as alternate selections which are available at special members' prices.

When you want to examine the Club's feature of the month, you do nothing. The book will be mailed to you as a regular part of your Club service. If you prefer one of the alternate selections—or if you want no book at all for that month—you notify the Club by returning the convenient card enclosed with each *Bulletin*.

As a Club member, you agree only to the purchase of four books over a two-year period. Considering the many books published annually in your field, there will surely be at least four that you would want to own anyway. By joining the Club, you save both money and the trouble of searching for the best books.

MAIL THIS COUPON TODAY

electronics and control engineers' book club

582 PRINCETON ROAD, HIGHTSTOWN, N. J. 08520

Please enroll me as a member of the Electronics and Control Engineers' Book Club and send me the two books indicated below. You will bill me for my first selection at the special Club price and \$1 for my new membership book, plus local tax where applicable, and a few additional cents for delivery costs. These books are to be shipped on approval, and I may return them both without cost or further obligation. If I decide to keep the books, I agree to purchase as few as four additional books during the next two years at special Club prices (approximately 15% below list).

Write Code # of your \$1 bonus book

Write Code # of your first selection

NAME _____

ADDRESS _____

CITY _____ STATE _____ ZIP _____

COMPANY _____

(This offer good in United States and Canada)

E33067

RADIO-ELECTRONICS READERS SERVICE

Here's how you can get manufacturers' literature fast:

1. Tear out the post card on the facing page. Clearly print or type your name and address. **Include zip code!**
2. Circle the number on the card that corresponds to the number appearing at the bottom of the **New Products, New Literature** or **Equipment Report** in which you are interested. For literature on products **advertised** in this issue, circle the number on the card that corresponds to the number appearing at the bottom of the advertisement in which you are interested. Use the convenient index below to locate quickly a particular advertisement.
3. Mail the card to us (no postage required in U.S.A.)


ARCTURUS ELECTRONICS CORPORATION (Pg. 98)	Circle 134
B & K (Division of Dynascan Corporation) (Pg. 25)	Circle 21
BELL P/A PRODUCTS CORPORATION (Pg. 14)	Circle 15
BROOKS RADIO AND TV CORPORATION (Pgs. 94-95)	Circle 128
BURSTEIN-APPLEBEE COMPANY (Pg. 60)	Circle 32
CARINGELLA ELECTRONICS, INC. (Pg. 83)	Circle 117
CASTLE TV TUNER SERVICE, INC. (Pg. 23)	Circle 19
CLAROSTAT MANUFACTURING COMPANY, INC. (Pg. 62)	Circle 29
CLEVELAND INSTITUTE OF ELECTRONICS (Pgs. 28-31)	Circle 25
CLEVELAND INSTITUTE OF ELECTRONICS (Slide Rule) (Pg. 26)	Circle 23
CORNELL-DUBLIER (Cover III)	Circle 150
CORNELL ELECTRONICS COMPANY (Pg. 100)	Circle 138
CORTLANDT ELECTRONICS (Pg. 93)	Circle 123
DELTA PRODUCTS, INC. (Pg. 24)	Circle 20
DELTA PRODUCTS, INC. (Pg. 68)	Circle 27
EDLIE ELECTRONICS (Pg. 98)	Circle 133
EDMUND SCIENTIFIC COMPANY (Pg. 99)	Circle 135
ELECTRONIC CHEMICAL CORPORATION (Pg. 83)	Circle 118
ELECTRO-VOICE, INC. (Pg. 27)	Circle 24
ELPA MARKETING INDUSTRIES, INC. (Pg. 78)	Circle 108
FINNEY COMPANY (Pg. 13)	Circle 14
GAVIN INSTRUMENTS, INC. (Subsidiary of Advance Ross Corporation) (Pg. 97)	Circle 132
GC ELECTRONICS COMPANY (Pg. 80)	Circle 111
GRANTHAM SCHOOL OF ELECTRONICS (Pg. 1)	Circle 8
HEALD ENGINEERING COLLEGE (Pg. 81)	Circle 113
HEATH COMPANY (Pgs. 86-91)	Circle 121
HICKOK ELECTRICAL INSTRUMENT COMPANY, THE (Pg. 68)	Circle 26

INJECTORAL ELECTRONICS CORPORATION (Pg. 97)	Circle 131
INTERNATIONAL CORRESPONDENCE SCHOOLS (Pg. 5)	Circle 10
INTERNATIONAL CRYSTAL MANUFACTURING COMPANY (Pg. 102)	Circle 149
E. F. JOHNSON COMPANY (Pg. 77)	Circle 106
JUDSON RESEARCH AND MANUFACTURING COMPANY, INC. (Pg. 78)	Circle 109
KARLSON RESEARCH AND MANUFACTURING (Pg. 94)	Circle 124
KENWOOD (Pg. 4)	Circle 9
KENZAC (Pg. 100)	Circle 137
LAFAYETTE RADIO ELECTRONICS (Pg. 84)	Circle 119
LECTROTECH, INC. (Pg. 6)	Circle 11
MAXON ELECTRONICS, INC. (Pg. 79)	Circle 110
MICROFLAME, INC. (Pg. 92)	Circle 122
MULTICORE SALES CORPORATION (Pg. 94)	Circle 125
MUSIC ASSOCIATED (Pg. 95)	Circle 126
OAKTRON (Pg. 82)	Circle 115
OLSON ELECTRONICS, INC. (Pg. 95)	Circle 127
POLY PAKS (Pg. 101)	Circle 140
RADAR DEVICES, INC. (Pg. 7)	Circle 12
RCA ELECTRONIC COMPONENTS (Semiconductors) (Pg. 12)	Circle 3
RYE INDUSTRIES, INC. (Pg. 60)	Circle 31
RYE INDUSTRIES, INC. (Pg. 61)	Circle 33
SAMS & COMPANY, INC., HOWARD W. (Pg. 81)	Circle 112
SCHOBER ORGAN CORPORATION, INC. (Pg. 26)	Circle 22
SCOTT, INC., H. H. (Pg. 15)	Circle 100
SECO ELECTRONICS (Pg. 96)	Circle 129
SENCORE, INC. (Pg. 16)	Circle 16
SHURE BROTHERS (Pg. 17)	Circle 17
SOLID STATE SALES (Pg. 99)	Circle 136
SONAR RADIO CORPORATION (Pg. 83)	Circle 116
SONY CORPORATION OF AMERICA (Pg. 82)	Circle 114
SPRAGUE PRODUCTS COMPANY (Pg. 22)	Circle 18
TAB BOOKS (Pg. 85)	Circle 120
TRIPLETT ELECTRICAL INSTRUMENT COMPANY (Cover II)	Circle 7
XCELITE, INC. (Pg. 78)	Circle 107
ZENITH (Pg. 63)	Circle 28

NEW PRODUCTS

More information on new products is available free from the manufacturers of items identified by a Reader's Service number. Turn to the Reader Service Card facing page 74 and circle the numbers of the new products on which you would like further information. Detach and mail the postage-paid card.


DYNA-FLEX 3-POINT PROBE, Model FP-3 is used with in-circuit transistor testers, tvom's, vom's and tvom's to check transistors, diodes and most other components. In addition, unit makes temporary component substitutions on



printed wiring boards. Adjusts automatically to any spacing from $\frac{1}{32}$ " to $\frac{1}{8}$ ". Eliminates troublesome unsoldering and provides simultaneous connection to 3 printed-board terminations. Contact resistance is less than 0.05 ohm. \$9.95.—B&K Division of Dynascan Corp.

Circle 46 on reader's service card

UHF 2-SET COUPLER Model C-200 is designed for use with uhf antennas without having interference between receivers causing color smears. The splitting loss is less than 4.5 dB and vswr is better



than 1.5 to 1, assuring a minimum of line reflections. Isolation between sets is at least 25 dB. Uses matched ferrites to provide low loss, high isolation and match over the entire uhf spectrum. \$3.75 with mounting screws.—Gavin Instruments Inc.

Circle 47 on reader's service card

HEATHKIT AR-15 STEREO RECEIVER now comes as two components; AJ-15 FM stereo tuner with solid-state circuitry has a sensitivity of $1.8 \mu\text{V}$; two crystal filters in the i.f. strip for a perfect response curve. Two tuning meters; one for FM station tuning and one for received signal strength. Two output

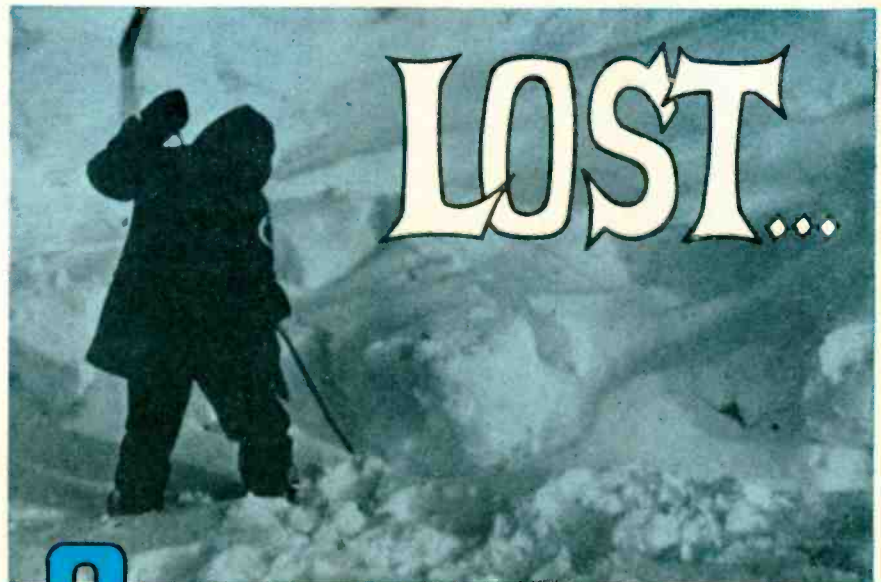
phone jacks; one pair variable outputs plus two fixed outputs for amplifiers, tape recorders, etc. AA-15 (shown) stereo amplifier, 150 watts; harmonic and IM



distortion 0.5%; frequency response from 8 Hz to 40 kHz at 1 watt. Power supply is electronically filtered. AJ-15, \$189.95; AA-15, \$169.95. Both prices less optional walnut cabinet Model AE-18.—Heath Co.

Circle 48 on reader's service card

BURGLAR ALARM, Model A-1. Intrusion alarm will protect an entire room or the equivalent open space, indoors or outdoors. Alarm responds to any moving ob-



2

JOHNSON MESSENGER III Field Packs at latitude 83° 10' N

Five Messenger III Field Packs were brought to the Arctic by the 1968 Plaisted Polar Expedition. There, they performed admirably through blizzards, -30° cold, and other Arctic hardships. Even a generator malfunction that blew out all the lights in three base camp buildings did not affect the performance of the Johnson units.

Because of aircraft weight limitations, two had to be left behind when the Plaisted group went home after the first successful assault on the North Pole since Perry. If you'd like two perfectly good Messenger III Field Packs, you can pick these up at Ward Hunt Island... $83^\circ 10'$ N latitude!

Or you can stop in and see your nearest Johnson Dealer. He'll be glad to tell you all about the complete Johnson line...

including the new 23 channel, tube type Messenger 223, the new 23 channel, solid state Messenger 320 or the new 2 channel, 3 watt Messenger 109 hand-held. Besides, you'll find his reception a lot warmer than the one you'd get at Ward Hunt Island!



E. F. JOHNSON COMPANY

2376 Tenth Ave. S.W., Waseca, Minnesota 56093

Providing nearly a half-century of communications leadership


Circle 106 on reader's service card



Johnson Messenger III Field Pack

77

**how often
could you
have used...**



a Seizer?

two-position
snap-lock

**Handy as an
extra hand or helper.
Clamps lightly
or tightly... for
moments or minutes.**

A remarkably versatile tool with unusual holding qualities. Clamps tightly. Holds wires for soldering, acts as a heat sink, retrieves small parts from hard-to-reach places. Two-position snap-lock. Box joint construction. Precision machined from perfectly tempered stainless steel.

4 MODELS: 5" (serrated jaws) Nos. 42H straight and 43H curved nose; 5" Jr. (smooth, slim jaws) Nos. 32H straight and 33H curved nose.




XCELITE, INC., 10 Bank St., Orchard Park, N.Y. 14127
In Canada contact Charles W. Pointon, Ltd.

Circle 107 on reader's service card

ject within 20'-30' range. Relies on Doppler effect and ultrasonics. Two sockets are provided for connection of external lamps and bells. Installation is simple... just plug into an ac receptacle and adjust position and range. Two or more units may be used to protect larger areas.—Euphonics Marketing

Circle 49 on reader's service card


MUSICVISION SYSTEM produces a profusion of colored light beams which splay out across screens or walls in pulsating patterns in perfect time with music. Light from a suitable source (a 35-mm slide projector with an aperture



added) passes through a revolving color wheel onto the face of a speaker. Drawn across the face of the speaker is an airtight elastic material on which are mounted several small front-surface mirrors. Sound-induced movement by the speaker cone pushes air against the elastic material, thus causing the mirrors to vibrate and giving orbiting patterns of light. Fully assembled unit/do-it-yourself kit under \$100.—Edmund Scientific Co.

Circle 50 on reader's service card

HAND-SIZE VOM'S. Two models, both measuring 6" x 3 3/8" x 1 1/8" and weighing 18 oz, feature built-in alternating-current ranges and have separate inputs for voltage and current, simplifying volt-amp measurements. A continuity indicator gives quick "yes" or "no" answers. Illuminated scale permits readings in poorly




lighted locations. *Model 208* measures current in 6 ranges from 0.06 mA to 3 amperes. Sensitivity 10,000 ohms per volt for ac and dc. \$72.50. *Model 209* measures current from 0-120 mA to 12 amps for dc and from 0-6 mA to 12 amps for ac. Sensitivity is 1,666 ohms per volt. \$68.00. Shoulder-strap carrying case and extra pair of leads are available.—Simpson Electric Co.

Circle 51 on reader's service card

78

RADIO-ELECTRONICS

**the new ELPA PE-2020
Automatic Turntable lets you
escape from
the ordinary**



Here's why:

- (1) The exclusive 15° vertical tracking angle adjustment — permits the precision tracking of a manual transcription turntable. (2) Stylus protection — tonearm never lowers on an empty platter. (3) Automatic scanning — automatically determines size of record on platter and adjusts tonearm accordingly... automatically. (4) Simplicity of operation — one lever for all modes of operation. (5) Anti-skating — the finest of any automatic turntable. (6) Motor driven cueing — never any damage to record grooves or stylus.

AND THERE ARE MANY, MANY MORE SUPERLATIVE FEATURES ON THE NEW ELPA PE-2020

Don't make a buying decision on an automatic turntable without seeing the finest... the new ELPA PE-2020. See it at your hi-fi retailer, or write for full literature and name of nearest franchised dealer.

ELPA MARKETING INDUSTRIES, INC. New Hyde Park, N.Y. 11040

Circle 108 on reader's service card

**MOST ADVANCED IGNITION
SYSTEM ON THE MARKET**

**JUDSON'S
ELECTRONIC MAGNETO**

Provides Better Performance. Reduces Fuel Consumption. Increases Plug and Point Life. Prevents High Speed Miss and Plug Fouling. You'll feel the difference right from the start.

The accepted standard in electronic ignition.

**COSTS ONLY
\$49.50**

EASILY
INSTALLED


Write Today
For Free
Literature



JUDSON 
RESEARCH & MFG. CO.
CONSHOHOCKEN, PA. 19428

Circle 109 on reader's service card

The New 1969 Improved Model 257 **A REVOLUTIONARY NEW TUBE TESTING OUTFIT**



COMPLETE WITH ALL ADAPTERS AND ACCESSORIES, NO "EXTRAS"

STANDARD TUBES:

- ✓ Tests the new Novars, Nuvistors, 10 Pins, Magnovals, Compactrons and Decals.
- ✓ More than 2,500 tube listings.
- ✓ Tests each section of multi-section tubes individually for shorts, leakage and Cathode emission.
- ✓ Ultra sensitive circuit will indicate leakage up to 5 Megohms.
- ✓ Employs new improved 4½" dual scale meter with a unique sealed damping chamber to assure accurate, vibration-less readings.
- ✓ Complete set of tube straighteners mounted on front panel.

The Model 257 is housed in a handsome, sturdy, portable case. Comes complete with all adapters and accessories, ready to plug in and use. No "extras" to buy. Only

\$47⁵⁰

BLACK AND WHITE PICTURE TUBES:

- ✓ Single cable used for testing all Black and White Picture Tubes with deflection angles 50 to 114 degrees.
- ✓ The Model 257 tests all Black and White Picture Tubes for emission, inter-element shorts and leakage.

COLOR PICTURE TUBES:

- ✓ The Red, Green and Blue Color guns are tested individually for cathode emission quality, and each gun is tested separately for shorts or leakage between control grid, cathode and heater. Employment of a newly perfected dual socket cable enables accomplishments of all tests in the shortest possible time.

NOTICE

Accurate has been producing radio, TV and electronic test equipment since 1935, which means they were making Tube Testers at a time when there were relatively few tubes on the market, way before the advent of TV. The model 257 employs every design improvement and every technique learned over an uninterrupted production period of 32 years.

Maxon Electronics, Inc.

SEND NO MONEY WITH ORDER PAY POSTMAN NOTHING ON DELIVERY

Try it for 10 days before you buy. If completely satisfied then send \$10.00 and pay the balance at the rate of \$10.00 per month until the total price of \$47.50 (plus P.P., handling and budget charge) is paid. If not completely satisfied, return to us, no explanation necessary.

MAXON ELECTRONICS, INC.
Dept. D-103 2435 White Plains Road, Bronx, N. Y. 10467

Please rush me one Model 257. If satisfactory I agree to pay \$10.00 within 10 days and balance at rate of \$10.00 per month until total price of \$47.50 (plus P.P., handling and budget charge) is paid. If not satisfactory, I may return for cancellation of account.

Name _____

Address _____

City _____ Zone _____ State _____

Save Money! Check here and enclose \$47.50 with this coupon and we will pay all shipping charges. You still retain the privilege of returning after 10 day trial for full refund.

Circle 110 on reader's service card

RATCHET-TYPE CHIMNEY MOUNT

With Stainless Steel
Strapping



Catalog No. 8008
Suggested Net \$4.28
(12' lengths)

Catalog No. 8008-L
Suggested Net \$5.10
(18' lengths)

New in design... tops in materials... first in service life. Here is the quality-constructed two-bracket chimney mount designed to give maximum service in high wind, seasonal storms, adverse weather conditions. Available with 12 or 18-foot lengths of stainless steel strapping to fit any chimney, a locking "U" bolt that accepts antenna masts up to 1 1/2" in diameter. This mount installs in minutes, requires only a single wrench to secure to chimney. Buy with confidence from the world's largest basic manufacturer of television hardware... you'll make your job easier, faster, and more profitable... more satisfying to your customer.

Always insist on **GC**...
you'll get more for your money, everytime!



GC ELECTRONICS
A DIVISION OF HYDROMETALS, INC.
MAIN PLANT: ROCKFORD, ILL. U.S.A.



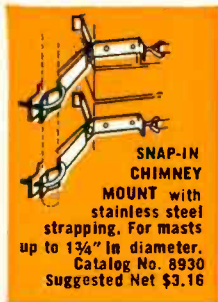
Giant FREE Catalog...

Only GC gives you everything in electronics... has for almost 40 years. Match every part and service need from over 10,000 quality items. Write for your copy today!

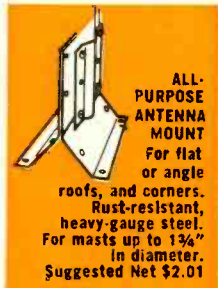
Circle 111 on reader's service card



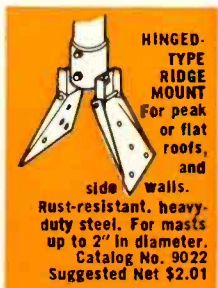
has
everything
in
**TELEVISION
HARDWARE**



**SNAP-IN
CHIMNEY
MOUNT** with
stainless steel
strapping. For masts
up to 1 3/4" in diameter.
Catalog No. 8930
Suggested Net \$3.16



**ALL-
PURPOSE
ANTENNA
MOUNT**
For flat
or angle
roofs, and corners.
Rust-resistant,
heavy-gauge steel.
For masts up to 1 3/4"
in diameter.
Suggested Net \$2.01



**HINGED-
TYPE
RIDGE
MOUNT**
For peak
or flat
roofs,
and
side
walls.
Rust-resistant, heavy-
duty steel. For masts
up to 2" in diameter.
Catalog No. 9022
Suggested Net \$2.01




OSCILLOSCOPE, Model 1450, designed for use in radio and TV repair shops, schools, laboratories and industrial plants, indicates where the intermittent



trouble in a TV set occurs. Its features include an intermittent-analyzer circuit, automatic synchronization, and a direct-reading, calibrated screen that reads peak-to-peak voltages and built-in vector-scope.—B&K Test Equipment Div., Dynascan Corp.

Circle 52 on reader's service card

FM STEREO RECEIVER, Model 341. Scott's silver-plated FET front-end circuitry eliminates all cross-modulation and drift, and provides greater sensitivity. The FET tuner section achieves 2.5- μ V



sensitivity with 80 dB cross-modulation rejection. Separation is 30 dB, and capture ratio is 2.5 dB. Using silicon transistors, the 50W amplifier output is direct-coupled. \$259.95—H.H. Scott, Inc.

Circle 53 on reader's service card

DYNA-ROTOR combines an all-solid-state control unit with a TV antenna rotor. Mast-mounted unit is permanently synchronized with the control unit at the TV set and locks into any selected position without regard to wind loading.



Housed in a cast aluminum case, rotor assembly weighs 5 lb. It rotates 360° in less than 40 seconds. Pilot light inside the unit indicates when the antenna is in motion, goes out when the antenna reaches its aimed position. \$54.95. — Jerrold Electronics Corp.

Circle 54 on reader's service card

new SAMS books

Practical Design with Transistors

by *Mannie Horowitz*. This book provides the circuit designer with a clear and practical approach to the design of a wide variety of solid-state circuits. Covers biasing, feedback, and high-frequency considerations as well as various methods of coupling. Includes latest semiconductor developments, with emphasis on new applications of FET's. 288 pages. Order 20659, only.....\$5.95

Using Scopes in Transistor Circuits

by *Robert G. Middleton*. The leading authority on test equipment tells when and how to use oscilloscopes to analyze and/or troubleshoot transistor circuits; major emphasis is on scope waveform analysis. The book is intended primarily for the electronic technician. It includes detailed treatment of waveforms and circuit theory in transistor oscillators, amplifiers, waveshaping circuits, monochrome and color TV, and computers. 192 pages. Order 20662, only.....\$4.50

101 Easy CB Projects

by *Robert H. Brown*. Here are fascinating do-it-yourself projects for a wide variety of simple, inexpensive, yet practical citizens band radio equipment and accessories. Each easy-to-build device, designed to be a useful addition to any CB radio operator's gear, is covered by a description and complete parts list, with full instructions for its construction. 128 pages. Order 20663, only.....\$3.25

IMPORTANT RECENT BOOKS

Transistor TV Training Course

by *Robert G. Middleton*. Provides a complete understanding of modern transistor television circuitry. Progresses functionally through a typical receiver from signal-input or tuner stages, through video and audio i-f and detector stages, picture and sound amplifier stages, vertical and horizontal deflection and synchronizing systems; concludes with analysis of power supply circuits. Includes review questions. 128 pages. Order 20619, only.....\$3.95

Know Your Tube and Transistor Testers

by *Robert G. Middleton*. Explains principles and circuits used in tube and transistor testers. Includes schematics, specifications, and analysis of typical service and lab-type instruments. Packed with troubleshooting and repair data for various instruments. 144 pages. Order 20630, only.....\$3.50

North American Radio-TV Station Guide

by *Vane A. Jones*. NEW 5th EDITION. Completely updated, listing frequencies, call letters, locations, etc., for all a-m, f-m, and tv stations in the U.S. and possessions, Canada, Cuba, Mexico, and the West Indies. Includes over 5,000 a-m stations, over 2,200 f-m stations, and nearly 1,100 vhf and uhf tv stations. 144 pages. Order 20635, only.....\$2.95

FET Principles, Experiments & Projects

by *Edward M. Noll*. Explains in detail the theory and use of field-effect transistors. Black-box equivalent circuits are developed for the various modes of operation. Experiments involving the measurement of parameters and projects using FET's in practical circuits are included. 272 pages. Order 20594, only.....\$4.95

These and over 300 other SAMS Books are available from your local Electronics Parts Distributor . . .

Howard W. Sams & Co., Inc.

Order from your Sams Distributor today, or mail to Howard W. Sams & Co., Inc., Dept. RE-10 4300 W. 62nd Street, Indianapolis, Ind. 46268

Send me the following books:

20659 20663 20630 20594
 20662 20619 20635

\$_____enclosed

Name_____


Address_____

City_____State_____Zip_____

My Distributor is_____

Circle 112 on reader's service card


FLAMELESS HEAT GUN produces safe heat from 100° to 1000°F and is available in portable or bench-mounted 115V or 230V models. Can be used to soften, mold, weld and cure plastics, dry



paint finishes, dry wet surfaces, desolder (melt solder and blow it away), thaw frozen pipes, soften floor tile and putty, make hot plastic patches and bond vinyl film.—Master Appliance Corp.

Circle 55 on reader's service card

EYEGLASS AM RADIO, Model A-1002, about 2½" long and weighing over 1 oz can pick up any station in a listener's area, throughout the entire broadcast band. Complete with a miniaturized



magnetic earplug for private listening. Ferrite antenna swivels for instant fine tuning and adjustment. Powered by two Saxton B-102 batteries (or equivalent). Case is polystyrene. Sensitive solid-state unit clips instantly to any eyeglass frame. \$16.95 less batteries.—Saxton Products Inc.

Circle 56 on reader's service card

FM-AM STEREO RECEIVER, Model 395, 150 watts, has frequency response: ±3dB, 30-50,000 Hz; harmonic distortion: 1%; hum and noise: magnetic



phono, —60dB, on amplifier circuit, and on tuner circuit, FM section, 1HF sensitivity: 1.8mV; harmonic distortion: 0.7%; separation: over 28 dB; signal-to-noise ratio: 56 dB; capture ratio: 1.5 dB. For AM section, sensitivity is 1.5 mV. In addition to two ac outlets, there are inputs for every program source—magnetic or ceramic phono, tape deck, tape transport with equalization for 7½ and 3¼ ips and TV. \$299.95 with metal cabinet.—Allied Radio Corp.

Circle 57 on reader's service card

OCTOBER 1968

81

There's no substitute for **SUCCESS...**



JAMES WONG—Research Engineer
Heald Engineering College Graduate

or IN-CLASS INSTRUCTION!

In electronics, it's the training that makes the difference. Employers require well-trained men and the first thing checked is where you gained your knowledge.

HEALD GRADUATES have many job offers with starting salaries often in excess of \$10,000 per year. AND advancement is rapid.

GET STARTED NOW. Be a

DRAFTSMAN---12 months

TECHNICIAN---15 months

ENGINEER (B.S. Deg.)---30 months

ARCHITECT (B.S. Deg.)---36 months

YOU are eligible for HEALD ENGINEERING COLLEGE if you have a high school education or the equivalent.

Increased income starts with success—success starts with your move to Heald. Send now for FREE brochures with more information on Heald in San Francisco and your future in Engineering.

FREE LIFETIME PLACEMENT SERVICE
VETERAN APPROVED



WRITE TODAY FOR DETAILS

HEALD Engineering College

1215 Van Ness Ave., San Francisco, California 94109

Please send me information about:

ARCHITECTURE

ENGINEERING: Civil Electrical

Electronic Mechanical

TECHNOLOGY: Electronic Engineering

Technician (FCC)

Radio-Television Technician (FCC)

DRAFTING: Mechanical Electrical

Structural

I am interested in Day Evening courses

Also send an application.

NAME _____ AGE _____

ADDRESS _____

CITY _____

STATE _____

ZIP _____ PHONE _____

Circle 113 on reader's service card



The Sony Side of the Street

(it's any place they're showing the new 6060 receiver)


A superb performer on FM stereo; FM and AM broadcasts; records and tapes. It will brighten up the music in your life. The 6060 has all the power (110 watts IHF into 8 ohms) to drive any speaker system. The sensitive (1.8uV) FM tuner picks up even the weakest stations. Yet, it is insensitive to interference. Controls are abundant and easy to use: zero-center tuning meter; headphone jack; switches for tape monitoring, muting, speaker selection, etc.

At \$399.50 (suggested list) the 6060 outshines receivers costing up to \$500. Sony Corporation of America, 47-47 Van Dam Street, Long Island City, N.Y. 11101

Circle 114 on reader's service card

ADD EXTRA PROFIT WITH OAKTRON SPEAKERS

- 1 PVS-800, unique, patented speaker-baffle combination that can be used inside or out. Out performs most 2-speaker units.
- 2 STEREO-SPEAKER KIT for cars, trailers, boats, or planes. Easy to install, 6 different models. Skin-packed ready to move.
- 3 REAR SEAT SPEAKER KIT. 20 models each includes all accessories. Skin-packed for easier merchandising.
- 4 REPLACEMENT SPEAKERS, highest quality, skin-packed, over 100 models to choose from.



AND A COMPLETE LINE OF ASSOCIATED ITEMS

Write or phone for complete information from this major manufacturer of quality speakers.

OAKTRON 
930 30th St., Monroe, Wisconsin 53566

Circle 115 on reader's service card

NEW LITERATURE

All booklets, catalogs, charts, data sheets and other literature listed here with a Reader's Service number are free for the asking. Turn to the Reader's Service Card facing page 74 and circle the numbers of the items you want. Then detach and mail the card. No postage required!

ELECTRONIC INSTRUMENTS of the "fourth generation" such as counter/timers, frequency counters, pulse generators, frequency synthesizers and digital clocks are described in 16-page Catalog No. 4200.—Mosanto Electronics Technical Center.

Circle 58 on reader's service card

AUDIO MIXER Report 307TR provides most answers asked by average hi-fi enthusiasts and many other questions on mixer features and applications. Four pages, it includes buyer's guide intended to give the prospective purchaser a convenient means of comparing mixers currently on the market. Also listed are important mixer features with fill-in spaces to allow the user to compare different mixers feature by feature.—Switchcraft, Inc.

Circle 59 on reader's service card

ACOUSTA-VOICING method and its principle are detailed in a 12-page brochure. Also describes how it improves the performance of sound-reinforcement systems where feedback, reverberation coloration and other problems hamper good music and voice distribution to all areas of an audience.—Altec Lansing, Div. of LTV Ling Altec Inc.

Circle 60 on reader's service card

ELECTRONIC PRODUCTS. More than 30 units are described in 12-page Catalog AS-68. Products listed include: MST, E, Mustang and Specialty toggle switches; rotary and pushbutton switches, pilot lights, readout indicators, ceramic terminal strips and aluminum instrument knobs. Detailed specs and price lists are provided.—Alco Electronic Products Inc.

Circle 61 on reader's service card

AUDIOTAPE CATALOG, 24 pages, entitled *How to Select a Recording Tape* describes the performance characteristics of the 5 Audiotape formulations and how each performs to meet specific needs in recording and playback. Included also are: a chart which illustrates the variety of types, lengths and reel sizes applied to each formulation; a table of recording time for various tape lengths and speeds; a chart matching types of tape with their uses. A glossary of tape recording terms supplements the explanation.—Audio Devices Inc.

Circle 62 on reader's service card

ELECTRICAL WIRE. Chart provides basic wire and cable spec data in a simple-to-use format with diagrams and illustrations. Included is a guide to military specifications for hookup wire requirements for Mil-W-76-B and Mil-W-16878D; a *Wire Sizes and Resistance Chart*; and a *Wire Stranding Chart*. Also shown is an estimator for cut wire and tubing pieces.—Alpha Wire Mfg.

Circle 63 on reader's service card

BOGEN STEREO RECEIVERS Models RX200, RX150, TR100X, TA150 and RP150BM are described in Catalog No. 548. All receivers feature separate bass, treble and loudness contour controls and offer automatic stereo switching. Bogen-Lenco turntables with variable speed are explained. Easy-to-read charts provide specs on amplifier section and tuner sections of receivers, circuit type and turntables. Prices are listed for each model.—Bogen Communications Div. R-E

Circle 64 on reader's service card

Service Clinic

By **JACK DARR**
SERVICE EDITOR

This column is for your service problems—TV, radio, audio or general and industrial electronics. We answer all questions individually by mail, free of charge, and the more interesting ones will be printed here.

If you're really stuck, write us. We'll do our best to help you. Don't forget to enclose a stamped, self-addressed envelope. Write: Service Editor, Radio-Electronics, 200 Park Ave. South, New York 10003.

Streaks and Flashes in Picture

The mysterious symptom seen in the photo has puzzled lots of technicians. The cause is arcing in the high-voltage rectifier circuits. Common causes are breakdown of insulation in the high-voltage rectifier socket, or pulse damage to a rectifier in series with the high-voltage lead from rectifier socket to picture tube. In very rare cases, it may be due to gas in the rectifier itself.



This is often seen in color sets. It's especially apt to happen if the filter resistor is used in the high-voltage lead. (The value is 1500 ohms or so.) The resistor breaks down internally from the terrific pulse voltages, and makes very tiny arcs across the carbon element. In one case, the resistor was completely open, but the high-voltage was going through anyhow! It was "flowing" across two socket terminals—rather, the places where the two socket terminals had been!

If the trouble is just starting you



SONARCOM

FOR FIRE, POLICE, SECURITY, BUSINESS AND INDUSTRIAL APPLICATIONS
SONAR VHF-FM TRANSCEIVER

(132-174 MHz)

YOU ALWAYS GET THROUGH... OPERATES ANYWHERE!
INDOORS, OUTDOORS, IN STEEL BUILDINGS

More performance and features than much higher priced units. Engineered with space age techniques and military type components for high reliability.

- Provides instant voice contact with base stations, mobile units and other portable transceivers
- Compatible with all VHF narrow band systems
- Full frequency range for all public safety, industrial and land transportation services
- Exclusive "Push-to-Talk"* microphone for easy to use action
- Electronic mode switching, no relays
- Receiver and transmitter can be operated on independent frequencies
- External connections for antenna, earphone and battery charger
- Sensitive, noise immune squelch
- Single or split channel operation
- 1.6 watt output

\$37500

with 1 pair of crystals and penlite batteries

Sonar Radio Corporation
73 Wortman Avenue, Brooklyn, N.Y. 11207

Please send information on Model 2301—the SONARCOM. Dept. 715

FCC TYPE ACCEPTED for parts 89,91,93 and part 21 telephone use
DOT ACCEPTED FOR CANADIAN USE

Firm Name _____ Title _____
Address _____ Phone _____
City _____ State _____ Zip _____

Circle 116 on reader's service card

NEW! SOLID STATE KITS

FOR ANY TAPE RECORDER



Automatic Recording-Level Control

Low-noise distortionless compressor — preamp easily installs in mike line. Easy-to-build kit with complete instructions.

MODEL ACP-1 KIT \$18.50

Voice / Sound Actuated Controller

Voice operate any tape recorder, ham and CB transmitter. Ideal for intrusion alarms. Built-in relay switches up to 1 amp. Easy-to-build kit with complete instructions.

MODEL VOX-1 KIT \$18.50

Other Kits

Audio Amplifiers ■ Power Supplies
Test Equipment ■ Treasure Locators
and many others

FREE Data sheets with circuit description, diagram and specifications for all kits.



CARINGELLA ELECTRONICS, Inc.
P.O. Box 327 ■ Upland, California 91786
Phone 714-985-1540

Circle 117 on reader's service card

World's
Number
One
Trusted
Name
Brand

"NO NOISE"

- VOLUME CONTROL & CONTACT RESTORER
- TUNER-TONIC with PERMA-FILM
- EC-44 FOR ELECTRICAL CONTACTS
- TAPE-RECO HEAD CLEANER
- FRIGID-AIR CIRCUIT COOLER

All Guaranteed Non-Flammable, No Carbon Tet, Non-Toxic, Non-Drift Tuner Cleaner, and Guaranteed Not To Affect Plastics.

The Only Brand Perfect For Color TV and Black & White

FREE extender assembly for pin-point application supplied with ALL NO-NOISE PRODUCTS.

Electronic Chemical Corp.

813 Communipaw Ave. / Jersey City, N. J. 07304

Circle 118 on reader's service card



FREE Catalog Of The WORLD'S FINEST GOV'T SURPLUS ELECTRONIC BARGAINS



Now **BIGGER** and **BETTER** Than Ever!

MAIL THIS COUPON NOW!

NAME: _____
 ADDRESS: _____
 CITY: _____ STATE: _____ ZIP NO.: _____

FAIR RADIO SALES • Box 1105 • Lima, Ohio 45802

FREE!



BRAND NEW EDITION
1969 Catalog 690

Serving The Public
Since 1920

Featuring Everything in Electronics for
 • HOME • INDUSTRY • LABORATORY
 from the "World's Hi-Fi & Electronics Center"



Over 500 Pages

- Electronic Parts...Tubes... Tools
- Citizens Band Equipment
- PA Equipment
- Test Instruments
- Closed Circuit TV
- Stereo Hi-Fi Systems & Components
- Tape Recorders
- Amateur Radio Equipment
- Radio & TV Sets & Accessories
- Cameras & Supplies
- Books

LAFAYETTE RADIO ELECTRONICS

Dept. 17108

SYOSSET, L.I., N.Y. 11791

Send For **FREE**
1969 Catalog
TODAY!

Send **FREE** 1969 Catalog 690 Dept. JJ-8

Name.....

Address.....

City.....State.....Zip.....

Circle 119 on reader's service card

84

may see very small horizontal pips on the sides of vertical lines in the picture. If this is heavy enough, it could be confused with network or station video-tape trouble. However, high-voltage pips are almost always very sharp; video-tape trouble causes vertical lines to "sawtooth", or make horizontal bands about 16 lines wide across the picture, very evenly spaced from top to bottom.

If the resistor is burned out, replace it with a heavier one, say about 2 watts. In many sets, it can be left out without trouble.

Shielded tv lead-in?

Can I run a lead-in from a chimney antenna, down alongside the chimney, through a tight-fitting waterproofed hole in the roof and then on down through the ceiling to the TV set? It would have to run across and along some cast-iron soil pipes and electrical wiring in the attic.
—A. V., Philadelphia, Pa.

Ordinary 300-ohm lead-in, no; I would not recommend it. Putting this too near big metal objects costs you a lot of signal strength, and you're apt to pick up some dandy interference from those ac lines. However, if you use the right material, you can.

Shielded 300-ohm lead-in is available (Belden 8290, for one). This can be run through roofs and alongside metal objects without bothering anything.

Incidentally, a Mosley Roof-Thru, a special fitting made just for this purpose, will give you a low-loss and leakproof passage through any roof with the lead-in. Then, you may be able to route the line up and away from the metal pipe and ac wires. Use whichever works the best.

Scope transformer

I need a power transformer for my Jackson CRO-3 scope. Can you tell me where I can get it in Canada?—Z.P., London, Ont.

Write the Canadian agents for Jackson: William Cohen Corp., 8900 Park Ave., Montreal 11, Quebec. Order by the regular Jackson part number; in this case, "14-59." **R-E**

IN NOVEMBER


TV expert Matt Mandl puts shorted rectifiers on the run. He turns to the underlying causes and asks—what makes them blow?

See These -TAB Books at Your Parts Jobber!

THREE GREAT NEW, EASY-TO-BUILD PROJECTS BOOKS!



ELECTRONIC HOBBYIST'S IC PROJECT HANDBOOK: Bob Brown and Tom Kneitel. 50 projects you can build from inexpensive integrated circuit components. Some, like the voice-controlled switch, are simple. More sophisticated devices include an electronic organ, Hawaiian guitar device, auto tachometer, and a metal detector/finder. Hams will like the 11 to 6 meter receiver, 20-meter DX preamp, electronic keyer, and others. Audiophiles will appreciate the RIAA equalization preamp, 50-watt amplifier, tape recorder booster, and many others. Also included are projects of interest to CB'ers, experimenters, and technicians, plus a section of schematics for 32 of the most popular ICs. 160 pps. Order No. 464 only \$3.95



104 TRANSISTOR PROJECTS YOU CAN BUILD: Bob Brown. Here are over 100 easy-to-build projects for everyone from hobbyist-experimenter to experienced hams and audiophiles. Devices range from those everyone can use around the home (even one to "bug" the kid's room) to more specialized hi-fi and ham radio equipment. Other projects are simply for fun and games, or for use on your car. Every circuit is safe, even for beginners, since no high voltages are required. All parts are readily available, inexpensive, catalog items; in many cases, values are not critical, which means you can use "junk box" parts to build a number of projects. 224 pps. Order No. 462 only \$4.95



104 HAM RADIO PROJECTS FOR NOVICE & TECHNICIAN: A well-rounded assortment of devices, many you'll want to build and use in your own shack. Emphasis is on transmitting and receiving gear, including modulators, monitors, filters, BFOs, and converters. In addition, there are projects for the 80, 40, and 15 meter Novice; 6, 2, 1 1/2, 3/4 meter, and 1296 MHZ for Technician classes. In all, the 10 categories include antenna devices, audio equipment, CW aids, interference suppressors and eliminators, power supplies, preamps and preselectors, receivers and converters, transmitters, and transmitter-receiver accessories. 192 pps. Order No. 468 only \$4.95



99 WAYS TO USE YOUR OSCILLOSCOPE: Al Saunders. A pictured-text guide to the use of a scope in analyzing electronic circuit behavior. Full-page pictorial diagrams show settings of all controls and equipment connections. Numerous waveform photos show ideal results, plus displays indicating circuit troubles and improper equipment set up. 224 pps. Order No. 483 only \$4.95



HAM RADIO INCENTIVE LICENSING GUIDE: Bert Simon, W2UUN. Contains the info needed to pass all the ham license exams—Novice, Technician, Conditional, Advanced, and Extra Class. Included are study sections for each class, from learning the code to equipment and operating rule requirements. Q & A sections, cover about every question on FCC exams for any class. 160 pps. Order No. 469 only \$3.95



MANAGING TODAY'S RADIO STATION: All about all phases of the business of radio—from audience surveys, to programming, promotion and sales. Here are the facts on station operation, including the financial side! A really up-to-date guidebook for all those in, or interested in, radio broadcasting. Every conceivable fact of the subject is covered. 288 pps. Hardbound. Order No. 461 only \$12.95



VHF HAM RADIO HANDBOOK: Ed MacKinnon. Tells you how to get on the air quickly and inexpensively to join the growing ranks of VHF'ers everywhere. Describes easy-to-build transmitting gear, antenna systems, and other necessary equipment. Explains how to modify existing gear for 6 and 2 meters, on up to 1300 MHz! Deals with every facet of operation on VHF bands. 176 pps. Paper. Order No. 460 only \$3.95



PROCEEDINGS OF 1968 NAB ENGR. CONFERENCE: Vital source of ideas to help radio and TV broadcasters keep pace with tomorrow. Covers eqpt., measurements, color TV, maintenances. 256 pps; 8 1/2" x 11". No. T-148 only \$10.00



ELECTRONIC ENGINEERING NOMOGRAMS: Contains over 100 nomograms based on frequently used equations. Large-size charts assure dependable results. Saves time by eliminating math computations. 176 pps. No. 254 only \$9.95



WORKING WITH THE OSCILLOSCOPE: Al Saunders. This unique, pictured-text-handbook is of greater value than any other book on the subject! Clear, large-size drawings simplify understanding the function of the instrument. Many "work-shop test projects" show you, step-by-step, how to set up the scope for making all types of tests and measurements, and how to analyze waveforms. 104 pps. BIG 8 1/2 x 11" size. Over 100 illus. Order No. 472 only \$4.95



MODERN TV CIRCUIT & WAVEFORM ANALYSIS: Stan Prentiss. Tells how to use a triggered-sweep scope to diagnose TV troubles. Explains how individual circuits work and shows you over 100 waveforms that should appear at strategic points, so you can quickly locate a circuit malfunction, and put your finger on the defective component in short order. Includes 15 solid-state troubleshooting charts. 256 pps., 175 illus. Order No. 476 only \$4.95



TV SERVICING GUIDEBOOK — PROBLEMS & SOLUTIONS: Art Margolis. A brand-new, practical guide to TV receiver troubles, their causes and cures. Describes all the typical circuits you'll encounter in TV sets, with meaningful descriptions of their operation. Explains the effects of various circuit defects on voltages and signals. Gives step-by-step procedures, 192 pps. Order No. 484 only \$4.95



FET APPLICATIONS HANDBOOK: Chock-full of current, practical FET circuit design data! Includes latest info on FET types, parameters, and characteristics, and operational modes. Covers linear applications, chopper and switching circuits, integrated circuits, and photo-FETs. Includes many basic circuit descriptions. 23 Chapters; 288 pages; 225 illus. Hardbound. Order No. 240 only \$12.95



ELECTRONIC CIRCUIT DESIGN HANDBOOK: Contains over 500 tested and proven circuits for all types of functions. GIANT 320-p. 8 1/2 x 11" book. Over 600 diagrams, waveforms and illus. 320 pps; 8 1/2 x 11" Hard. No. 101 only \$14.95



PINPOINT TRANSISTOR TROUBLES IN 12 MINUTES: A GIANT of a book—495 pages... a virtual library of practical data of value to everyone who works with transistor circuits. A unique servicing text you can put to immediate use. Contains over 100 transistor circuits. No. 430 only \$6.95



MODERN ELECTRONIC TROUBLE-SHOOTING: A down-to-earth handbook that deals with today's servicing problems on a practical level, to cope with the special problems created by printed boards and solid-state circuitry. Covers monochrome and color TV, multiband radio receivers, hi-fi equipment, tape recorders, two-way communications, equipment, and appropriate test instruments. 256 pps., over 100 illus. Order No. 474 only \$4.95



TRANSISTOR CIRCUIT GUIDEBOOK: Byron C. Wells. A guide to the operation and application of over 100 transistor circuits, many for complete units such as amplifiers, transmitters, receivers, signal generators, etc. Written for the technician needing information on transistor circuit operation, and for the hobbyist, experimenter, circuit designer seeking guidelines to the construction of useful devices. 224 pps. Order No. 470 only \$4.95



MODERN RADIO BROADCASTING: Complete guide to successful practices of radio stations in small-to-medium-sized markets. Written for announcers, program directors, managers, etc. and anyone interested in getting into broadcasting as a career. Encompasses market studies, program formats, sales, promotion, scheduling, equipment, studio, transmitter, etc. 288 pps. Hard. Order No. 482 only \$12.95



PRACTICAL COLOR TV SERVICING TECHNIQUES: Loaded with easy methods and dozens of case histories on locating and repairing problems in both old and new color sets. Discusses new portables and solid-state receivers only recently introduced! Learn new techniques for isolating troubles. 304 pps; 230 illus; 8-p. schematic foldout; Dozens of full-color photos. Order No. 436 only \$4.95



THE MAN BEHIND THE MIKE: 288 page guide to professional broadcast announcing. Contains literally hundreds of practical, down-to-earth pointers—offers practical help on every phase of announcing! Hardbound. No. 266 only \$7.95



HANDBOOK OF SEMICONDUCTOR CIRCUITS: 448 pages of 124 practical transistor circuits; literally hundreds of diagrams and schematics. Includes data for amplifiers, logic and switching circuits, oscillators, power supplies, and many more! 6 x 9". Hardbound. No. G-30 only \$7.95

NOW—Color-Coded Schematics for 1500 TV Sets . . . at an Unbelievable 1.3¢ Per Set!

Yes, now you can speed-repair 1500 popular TV receivers for just about 1¢ each . . . with the serviceman-proved **COLOR-CODED TV COLORGRAMS** . . . which were a real bargain at their original total price of \$102.50. Now, offered at only \$19.95!

Colorgrams are amazing new color-coded charts that help you isolate TV receiver difficulties with less effort than you ever dreamed possible. Each **COLORGRAM** chart is clearly color-coded to show signal-flow, continuity, test points, and voltages.

Each **COLORGRAMS** Service-Pak contains everything you need to service a whole series of TV sets—including charts for IF, Video, Audio, Vertical and Horizontal (showing sync and sweep circuits), B+ distribution and AGC circuits. The Pak also includes a complete color-keyed master schematic providing an overall view of the receiver circuit. It also shows test points, waveforms, voltage, resistance, capacitance, practical alignment data. Third, the Pak includes a Rapid Repair Manual, containing service notes, circuit modifications, parts list, Pictorial Tube and Component Location Chart, and a Tube Failure Guide. What do you get for your money? 50 complete Service-Paks (each Pak originally selling for \$1.95) containing data on approximately 30 TV sets. **PLUS** a 148-page **MASTER-INDEX** and Cross Reference Replacement Parts Guide which lists all 1500 TV sets you can quickly repair with **TV COLORGRAMS**. It describes the black-and-white receivers of Admiral, Emerson, General Electric, Magnavox, Motorola, Philco, RCA, and Westinghouse. Order No. T-444 only \$19.95

ORDER AT OUR RISK FOR 10-DAY FREE EXAMINATION—Send no money! Simply fill in and mail coupon!

NO RISK COUPON — MAIL TODAY

TAB BOOKS, Blue Ridge Summit, Pa. 17214 RE 108
Please send me the books listed below. (Save postage; remit with order)

I enclose \$..... Please invoice on 10-day FREE trial


Name

Address

City State Zip

Circle 120 on reader's service card

The New Look And New Values In




kit IG-57
\$135⁰⁰

wired IGW-57
\$199⁰⁰

kit IG-37
\$79⁹⁵



kit IT-18
\$24⁹⁵




kit IM-36
\$60⁰⁰

wired IMW-36
\$90⁰⁰

kit IP-18
\$19⁹⁵



kit IP-17
\$59⁹⁵




wired IPW-17
\$89⁹⁵




kit IP-27
\$76⁹⁵

wired IPW-27
\$119⁹⁵



kit IO-18
\$84⁹⁵

wired IOW-18
\$139⁹⁵



kit IO-17
\$79⁹⁵

New Designs, New Features, New Styling . . . And Many Available, Kit or Assembled

HEATHKIT IG-57 Solid-State Post Marker/Sweep Generator

The new IG-57 plus a 'scope is all you need . . . no external sweep generator required. Switch selection of any of 15 crystal-controlled marker frequencies (you can view up to six different frequencies on one 'scope trace). Select the sweep range and you are ready to instantly see the results of any changes you make. Four markers for setting color bandpass, one for TV sound, eight at IF frequencies between 39.75 & 47.25 MHz plus picture and sound carrier markers for channels 4 & 10. Three sweep oscillators produce the 5 most-used ranges . . . color bandpass, FM IF, color & B&W IF and VHF channels 4 & 10. Save hundreds of dollars and put full alignment facilities in your shop too — order your IG-57 now. 14 lbs. Kit IG-14, same as IG-57 w/o the sweep, 11 lbs., \$99.95.

HEATHKIT IG-37 FM Stereo Generator

The IG-37 fills every need for alignment & trouble shooting of multiplex adapters, FM tuners & receivers. Generates mono or composite stereo FM signals. Crystal-controlled 19 kHz pilot signal, adjustable in level. Switch select 400 Hz, 1 kHz, 5 kHz, 19 kHz, 38 kHz & 65 kHz or 67 kHz SCA signals for total alignment capability. 100 MHz sweep signal (adjustable ± 2 MHz). Crystal-controlled marker oscillator for IF & dial tracking. Phase test for adjusting subcarrier transformers. 12 lbs.

HEATHKIT IT-18 In-Circuit Transistor Tester

In-Circuit transistor testers don't have to be expensive, and the IT-18 is proof of that . . . tests DC Beta 2-1000, in or out-of-circuit . . . leakage I_{cho} and I_{ceo} current 0-5000 uA out-of-circuit . . . identifies NPN or PNP devices . . . tests diodes in or out-of-circuit for opens & shorts . . . identifies unknown diode leads . . . matches PNP & NPN transistors. The IT-18 is completely portable — runs on just one "D" cell. Easy to use too . . . rugged polypropylene case, attached 3' test leads, big 4½" 200 uA meter, all front panel controls, 10-turn calibrate control. 4 lbs.

HEATHKIT IM-36 Laboratory Transistor Tester

An essential instrument for solid-state circuitry design applications, the IM-37 allows you to read the results of varying parameters. Measures DC Beta to 400 on calibrated scales. Variable bias permits collector currents up to 15 amps . . . internal power to 9 volts in 1.5 v. steps . . . separate voltage & current range switches for both Gain & Leakage settings. External power supply connections for Gain, Leak & Bias supplies too. Four lever switches for fast test selection. 9 lbs.

HEATHKIT IP-18 1-15 VDC Power Supply

If you work with transistors, this is the power supply for you. All solid-state circuitry provides 1-15 VDC at up to 500 mA continuous. Features adjustable current limiting, voltage regulation, floating output for either + or — ground, AC or DC programming, circuit board construction, and small, compact size. Operates on either 110 or 220 VAC. A remarkable value at a remarkable price. 5 lbs.

HEATHKIT IP-17 Regulated High Voltage Power Supply

A good-looking, compact & versatile instrument for any workshop or lab. Supplies B+ from 0-400 VDC at 0-100 mA continuous with less than 1% variation, bias voltage 0 to —100 VDC at 1 mA and 6.3 & 12.6 AC filament voltages. Separate meters for B+ output voltages and current; voltmeter switched to read C-volts. Repeated tube warmup is eliminated by the use of separate filament & HV transformers and a "DC ON/Standby" switch. For a value-packed HV supply, order the IP-17. 21 lbs.

HEATHKIT IP-27 Regulated Low Voltage Power Supply

Here's a low voltage supply that has all the features of more expensive units and Heathkit styling too . . . Zener reference-voltage power supply, "outside" mounted calibration controls, solid-state circuitry that's virtually immune to overload from transients, and relay protection against shorts & overloads. Supplies 0.5-50 VDC with better than ± 15 mV regulation at 50 mA, 150 mA, 500 mA & 1.5 A. Adjustable current limiting, a panel meter that reads output voltage or current & a "DC ON/Standby" switch that eliminates warmup delays. 16 lbs.

HEATHKIT IO-18 Wide-Band 5" 'Scope

The New Heathkit IO-18 is destined to be the world's most popular 'scope, just as its predecessor, the IO-12 was. Features 5 MHz bandwidth, the famous Heath patented sweep circuit — 10 Hz to 500 kHz in 5 ranges, two extra sweep positions which can be preset to often-used rates, frequency compensated vertical attenuation, built-in P-P calibration reference, Z-axis input, retrace blanking, wiring options for 120 or 240 VAC operation and new Heathkit instrumentation styling in beige and brown. Circuit board-wiring harness assembly speeds construction. 24 lbs.

HEATHKIT IO-17 3" General Purpose 'Scope

The "just right" 'scope for thousands of applications . . . schools, hobbyists, shops, labs & servicemen all appreciate features like these: 5 MHz bandwidth . . . 30 mV P-P sensitivity . . . recurrent sweep generator, 20 Hz to 200 kHz in 4 ranges . . . x50 pullout frequency compensated vertical attenuator . . . front panel 1 v. P-P reference voltage . . . horizontal sweep from internal generator, 60 Hz line or external source . . . wide range automatic sync . . . shielded CRT . . . all front-mounted controls (except astigmatism) . . . solid-state high & low voltage power supplies . . . new Heathkit instrumentation styling in beige and brown . . . circuit board construction . . . dual primary power transformer for 120 or 240 VAC operation. 16 lbs.

Heathkit® Test Instruments

HEATHKIT IM-25 High Impedance Volt-Ohm-Milliammeter

Now you can buy the performance & features of a \$200 instrument for only \$80! Here's what the IM-25 has: 9 DC voltage ranges, 150 mV full scale to 1500 v. full scale . . . 9 AC voltage ranges, 150 mV full scale to 1500 v. full scale . . . 7 resistance ranges, 1 ohm to 1000 megohms . . . 11 current ranges, 15 uA full scale to 1.5 A full scale. 11 megohm input impedance on DC, 10 megohms on AC . . . AC response to 100 kHz . . . 6" 200 uA meter with zero center scale for + and - voltage measurements without switching. 1% precision resistors . . . all solid-state circuitry . . . precision ten-turn thumbwheel zero adjust . . . portable or line operation. 10 lbs.

HEATHKIT IM-16 Solid-State VOM

The value leader in its class, and no wonder . . . 8 DC voltage ranges, 8 AC voltage ranges, 7 ohmmeter ranges . . . 11 megohm input impedance on DC, 1 megohm on AC . . . internal battery or 120/240 50-60 Hz line operation at the flick of a switch with minimal zero adjustment . . . virtually drift-free zero . . . a single probe with fingertip flip switch makes all measurements — permits "hands-free" operation . . . separate switches for individual functions for much less knob twisting . . . wiring harness and circuit board construction . . . new Heathkit styling. 10 lbs.

HEATHKIT IM-17 Solid-State VOM

Another very popular VOM from Heathkit engineering and it's easy to see why — all solid-state circuitry . . . high impedance FET input, 11 megohms on DC, 1 megohm on AC . . . 4 AC voltage ranges . . . 4 DC voltage ranges . . . 4 ohm ranges . . . 4½" 200 uA meter . . . 3 built-in test leads . . . DC polarity reversing switch . . . zero-adjust & ohms-adjust controls . . . continuous 12-position function switch. And that's not all — the IM-17 is battery powered for complete portability and comes in a rugged polypropylene case with built-in handle. Simple circuit board assembly, rugged reliability and famous Heath engineering make the IM-17 the best value going. 4 lbs.

HEATHKIT IM-38 Laboratory AC VTVM

For general service work, audio design or lab analysis, you can't buy a better value than the IM-38 AC VTVM. Here's why — 10 voltage ranges — from 0.01 to 300 volts RMS full scale . . . extended frequency response, ±1 dB from 10 Hz to 500 kHz . . . 10 megohm input on all ranges for high accuracy, low circuit loading . . . wide dB range from -52 to +58 dB . . . VU-type ballistic meter damping . . . amplifier brown instrument styling . . . 120/240 50-60 Hz AC wiring options. 5 lbs.

HEATHKIT IT-28 Capacitor Checker

Provides complete analysis of all capacitor types at low cost. Features direct reading scales to eliminate involved calculations. Measures capacitance from 10 pF to 1000 uF and resistance from 5 ohms to 50 megohms. 16 leakage voltage positions, 3-600 VDC. Comparator circuit measures "L", "C" and "R" with external standard. Calibrated power factor control. Low bridge voltage for safe testing of miniature electrolytics. Determine transformer turns ratios quickly and read directly on the dial. External generator provisions included for measurements at frequencies up to 10 kHz. 120/240 VAC operation. New Heathkit beige and brown styling. 7 lbs.

HEATHKIT IM-48 Audio IM Analyzer

Three audio test instruments in one . . . combines the functions of an AC VTVM, Wattmeter and IM Analyzer. Built-in 60 Hz and 6 kHz signal sources for IM tests. Built-in non-inductive load resistors for 4, 8, 16 and 600 ohms. Wide frequency response: AC VTVM 10 Hz to 100 kHz; Wattmeter 10 Hz to 50 kHz. Ten AC voltage ranges .01 to 300 volts RMS. dBm range reads from -65 to +52 dBm. Wattmeter ranges 0.15 mW to 150 W. IM analyzer reads from 1% to 100% full scale. New Heathkit beige and brown instrument styling, 120/240 50-60 Hz wiring options, and a top performing instrument that's actually three in one. 13 lbs.

HEATHKIT IM-58 Harmonic Distortion Meter

An accurate measurement of harmonic distortion between 20 Hz and 20 kHz. Five distortion ranges — 1, 3, 10, 30 and 100% full scale. Large, easy to read meter calibrated in volts RMS, % distortion and dB. Measures noise levels down to -60 dB, voltage from 1 to 30 in four ranges. The high input impedance and the use of 1% precision resistors in the VTVM voltage divider assure accurate, repeatable results. New Heathkit beige and brown styling; easier to read settings; 120/240 VAC wiring options. Your best buy in a harmonic distortion meter is the Heathkit IM-58. 13 lbs.

HEATHKIT IB-28 Impedance Bridge

Laboratory accuracy in a versatile, easy to use instrument. Combines four popular bridge circuits for precision testing of components — a Wheatstone bridge for resistance, Capacitance Comparison for capacitance, Maxwell bridge for low Q inductance and a Hay bridge for high Q inductance. Built-in power supply and external binding posts for DC measurements; built-in 1 kHz generator and terminals for external generator. Internal vacuum tube detector & amplifier and terminals for external detector. Measures resistance 0.1 to 10 megohms, capacitance 100 pF to 100 uF, inductance 0.1 nH to 100 H, dissipation factor 0.002 to 1 and storage factor 0.1 to 1000. New Heathkit beige and brown instrument styling. 11 lbs.

kit IM-25

\$80⁰⁰

wired IMW-25

\$115⁰⁰




kit IM-16

\$44⁹⁵

wired IMW-16

\$64⁹⁵



kit IM-17

\$21⁹⁵



kit IM-38

\$39⁵⁰

wired IMW-38

\$54⁹⁵



kit IT-28

\$31⁹⁵



kit IM-48

\$69⁰⁰



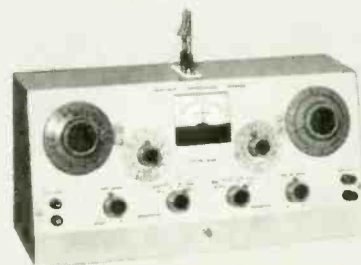
kit IM-58

\$65⁰⁰



kit IB-28

\$85⁰⁰



More New Heath Products On Next Pages

Look What's New In Your



NEW kit MI-18-1
\$29⁹⁵

NEW kit MI-18-2
\$32⁹⁵



NEW kit GR-17
\$43⁹⁵



NEW kit AD-27
\$169⁹⁵

NOW, THE TUNER AND AMPLIFIER OF THE FAMOUS HEATH AR-15 RECEIVER ARE AVAILABLE AS SEPARATE COMPONENTS



NEW kit AJ-15
\$189^{95*}



NEW kit AA-15
\$169^{95*}

Heathkit Solid-State Tachometer

The Professional Tach. That's the new Heathkit MI-18. **In Design:** breaker point, "tach" lead or unique inductive pickup connection; use it with any spark-type engine and any ignition system, 2 cycle 1-6 cyl. engines or 4 cycle, 2-8 cyl. engines . . . all electronics are in the tach itself. **In Performance:** 0-6000 & 0-9000 RPM ranges . . . 250° edge-lighted dial . . . temperature-compensated, $\pm 4\%$ accuracy from 0° -120° . . . adjustable red line pointer . . . 10.5 to 17.5 VDC operation. **In Styling:** stainless steel hardware, splash-proof black & chrome case and scratch-proof glass face for use in rugged conditions. The MI-18-1 mounts in your dash — requires only a 3/4" hole & 2 1/4" depth. The MI-18-2 comes with mounting case & hardware. Put a Professional Tach in your car, boat, dune-buggy, or bike now — the Heathkit MI-18! Shpg. wt. 3 lbs.

Heathkit AM-FM Portable Radio

Here's performance others can't match. The new Heathkit GR-17 portable has 12 transistor, 7 diode circuit with the same front end as Heathkit hi-fi tuners; 3-stage IF; big 4" x 6" speaker; tone control; AFC on FM and amplified AGC on AM; built-in AM rod antenna plus telescoping 34" FM antenna; 350 milliwatt output; and 200-300 hour battery life. Shpg. wt. 5 lbs.

Heathkit FM Stereo COMPONENT-COMPACT

This new Heathkit AD-27 stereo compact has features not found in other units costing twice as much for one very simple reason. It wasn't engineered to meet the usual level of compact performance. Instead, Heath took one of its standard stereo/hi-fi receivers, the AR-14, and re-arranged it physically to fit a compact configuration. The result is performance that is truly high fidelity without compromise. It features 31 transistor, 10 diode circuitry with 15 watts per channel dynamic music power (enough to let you choose most any speaker systems you prefer), full-range tone controls, less than 1% distortion, and 12 to 60,000 Hz response. The pre-assembled FM stereo tuner section with 4-stage IF offers 5 μ V sensitivity, excellent selectivity, AFC, and the smoothest inertia tuning. The BSR McDonald "500" turntable offers features usually found only in more expensive units . . . like low mass tubular aluminum tone arm, anti-skate control, cueing and pause control, plus a Shure magnetic cartridge with diamond stylus. It's all housed in a smart oiled walnut cabinet with sliding tambour door that disappears inside the cabinet. For value and performance choose the AD-27, the new leader in stereo compacts. Shpg. wt. 41 lbs.

HEATHKIT AJ-15 Deluxe Stereo Tuner

For the man who already owns a fine stereo amplifier, and in response to many requests, Heath now offers the superb FM stereo tuner section of the renowned AR-15 receiver as a separate unit. The new AJ-15 FM Stereo Tuner has the exclusive design FET FM tuner for remarkable sensitivity, the exclusive Crystal Filters in the IF strip for perfect response curve and no alignment; Integrated Circuits in the IF for high gain, best limiting; elaborate Noise-Operated Squelch; Stereo-Threshold Switch; Stereo-Only Switch; Adjustable Multiplex Phase, two Tuning Meters; two variable output Stereo Phone jacks; one pair variable outputs plus two fixed outputs for amps., recorders, etc.; front panel mounted controls; "Black Magic" panel lighting; 120/240 VAC operation. 18 lbs. *Walnut cabinet AE-18, \$19.95.

HEATHKIT AA-15 Deluxe Stereo Amplifier

For the man who already owns a fine stereo tuner, Heath now offers the famous amplifier section of the AR-15 receiver as a separate unit. The new AA-15 Stereo Amplifier has the same superb features: 150 watts Music Power; Ultra-Low Harmonic & IM Distortion (less than 0.5% at full output); Ultra-Wide Frequency Response (± 1 dB, 8 to 40,000 Hz at 1 watt); Ultra-Wide Dynamic Range Preamp (98 dB); Tone-Flat Switch; Front Panel Input Level Controls; Transformerless Amplifier; Capacitor Coupled Outputs; Massive Power Supply; All-Silicon Transistor Circuit; Positive Circuit Protection; "Black Magic" Panel Lighting; new second system Remote Speaker Switch; 120/240 VAC. 26 lbs. *Walnut cabinet AE-18, \$19.95.

Free 1969 Heathkit® Catalog

**New Lower Prices On Heathkit Color TV
Make Them A Better Buy Than Ever!**

Deluxe "295" Color TV... Model GR-295 **now only \$449.95**
(less cabinet)

New improved phosphors and low voltage supply with boosted B+ for maximum color fidelity and operation • automatic degaussing • exclusive Heath Magna-Shield • ACC and AGC assures color purity, flutter-free pictures under all conditions • preassembled IF with 3 stages instead of the usual 2 • deluxe VHF turret tuner with "memory" fine tuning • choice of installation—wall, custom or optional Heath factory assembled cabinets • Easy to assemble.

Big, Bold, Beautiful . . . With Advanced Features and Exclusive Heathkit Self-Servicing. Top quality, American brand color tube . . . 295 sq. inch viewing area. The built-in dot generator and full color photos and simple instructions let you set-up, converge and maintain the best color pictures at all times. Add to this the detailed trouble-shooting chart in the manual and you put an end to costly TV service calls for periodic picture convergence and minor repairs.

GRA-295-4, Mediterranean cabinet shown \$119.50
Other cabinets from \$62.95

Deluxe "227" Color TV... Model GR-227 **now only \$399.95**
(less cabinet)

Has same high performance features and built-in servicing facilities as the GR-295, except for 227 sq. inch viewing area. The vertical swing-out chassis makes for fast, easy servicing and installation. The dynamic convergence control board can be placed so that it is easily accessible anytime you wish to "touch-up" the picture.

GRA-227-1, Walnut cabinet shown \$59.95
Mediterranean style also available at \$99.50

Deluxe "180" Color TV... Model GR-180 **now only \$349.95**
(less cabinet)

Same high performance features and exclusive self-servicing facilities as the GR-295 except for 180 sq. inch viewing area. Feature for feature the Heathkit "180" is your best buy in deluxe color TV viewing . . . tubes alone list for over \$245. For extra savings, extra beauty and convenience, add the table model cabinet and mobile cart.

GRA-180-5, table model cabinet and cart \$39.95
Other cabinets from \$24.95

Now, Wireless Remote Control For Heathkit Color TV's

Control your Heathkit Color TV from your easy chair, turn it on and off, change VHF channels, volume, color and tint, all by sonic remote control. No cables cluttering the room . . . the handheld transmitter is all electronic, powered by a small 9 v. battery, housed in a small, smartly styled beige plastic case . . . feather-light and contoured to fit comfortably in your hand for easy pushbutton operation. The receiver contains an integrated circuit (15 resistors, 10 transistors, 1 diode) and a meter for adjustment ease. Circuit board construction and plug-in wire harness make installation of receiver and control motors easy. For greater TV enjoyment, order yours now.

kit GRA-295-6, 9 lbs., for Heathkit GR-295 and GR-25 Color TV's \$69.95
kit GRA-227-6, 9 lbs., for Heathkit GR-227 and GR-180 Color TV's \$69.95

**3 HEATHKIT® COLOR TV'S
NOW! ALL WITH 2-YEAR
WARRANTY ON PICTURE TUBE**



kit GR-295



kit GR-227



kit GR-180



**NEW Wireless
TV Remote Control**

\$69.95

FREE 1969 Heathkit Catalog

Shows these and over 300 other easy-to-build kits that save up to 50% . . . Electronic Organs, Stereo, Marine, CB, Ham Radio, Test, Photography, Educational for home & hobby. No skills or experience needed. Send for your free copy today. Mail coupon or write Heath Co., Benton Harbor, Michigan 49022.

HEATH COMPANY, Dept. 20-10
Benton Harbor, Michigan 49022
In Canada, Daystrom Ltd.

Enclosed is \$ _____, plus shipping.

Please send model (s)
 Please send FREE Heathkit Catalog.
 Please send Credit Application.

Name _____

Address _____

City _____

State _____

Zip _____

Prices & specifications subject to change without notice.

CL-341

Circle 121 on reader's service card

How To Buy A Tape Recorder

Make sure you get the recorder you really want By FRED PETRAS

BUYING A TAPE RECORDER IS, ON ONE HAND, A SIMPLE matter. On the other, it is quite involved. There are two key questions: How much do you intend to spend (or can afford)? What is the tape recorder to be used for?

The first is easy to answer. How much you spend is related to how the recorder will be used. The more demanding the uses expected of it, the greater the cost. I suggest that you set a *price range*, a flexible limitation that leaves

room for trading up to something perhaps a bit better or more feature-full than your original want.

The second question—the use factor—is the involved one. Do you want a simple unit primarily for capturing the voices of your family and close friends, or do you want a unit to record or play back music with high quality reproduction? Do you intend to keep a permanent record of what you put on tape, or will they be merely programs you will erase when you tire of them? If so, a quality machine is not needed. However, if you intend to be serious about what you put on tape, and intend to keep it for a long time, a quality machine is the only answer.

Bone up as much as you can about recorders in general before going out to buy one. The fact that you are reading this magazine, this article on the subject, is a good start. Drop in on local dealers and ask for brochures or other available literature on tape recorders. Study it, compare features of the units, and narrow down the choice to make your final selection easier.

Here are some salient points to consider in evaluating the recorder you will eventually buy:

MOTORS: Four- and six-pole shaded motors are the most widely used in inexpensive tape recorders. Hysteresis-synchronous motors—noted for their ability to withstand fluctuations in house current—are used in more expensive machines and are regarded as the most reliable.



Stereo cassette recorder is combined with AM/FM stereo tuner in Crown model SHC55.

GAS WELDING TORCH



Uses **OXYGEN** and **LP GAS**

- Completely self-contained.
- Produces 5000° pin-point flame.
- Welds, brazes, solders.
- Hundreds of lightweight uses.
- Suggested list — \$19.95.

GET COMPLETE DETAILS AT MOST INDUSTRIAL DISTRIBUTORS, OR WRITE TO MICROFLAME, INC.



MICROFLAME, INC.

7800 COMPUTER AVENUE
MINNEAPOLIS, MINNESOTA 55424

COMING NEXT MONTH

The November issue is crammed full of articles you won't want to miss. Here's a look at some of them.

☆ COLOR TV X-RAY DETECTOR

Circuits, descriptions, details of the X-Ray detector used by the U.S. government to measure radiation from color TV's.

☆ BUILD A 10-WATT SOLID-STATE GUITAR AMPLIFIER

The first in a series of eight build-it articles covering electronic musical instruments. Try the amplifier, then add on extras later.

☆ MAKE AN IC DECIMAL READOUT MODULE FOR \$10

If price has kept you from building digital instruments, this article will put you back in the ball game.

☆ SPOT DIODE BLOWOUTS

Modern TVs use solid-state diodes in several circuits. Learn how to spot the troubles a bad diode can cause and to find the diode that went sour.

Most low and medium price recorders use one motor to drive the tape transport. More expensive instruments have two or three motors. But there are some classic exceptions of high-priced machines with only one motor. When two or more motors are used, frequency of breakdowns is lower as the work load is spread about. The more motors, the less linkage between the mechanical elements, the less there is to go out of order. Also, where a machine uses separate motors for fast forward or rewind, this work will be done at a much faster rate, and more smoothly.

SPEEDS: The old standard of 7½ ips is expected to be less and less valuable as time goes by. Hardly a decade ago 15 ips was considered the minimum for top sound. Today, when tapes are made with quality equipment and use the proper raw tape, the quality difference between 7½- and 3¾-ips recordings is negligible, even to trained, highly critical ears. More and more companies are using the slower speed for their prerecorded tape products, even for "heavy" classics and opera.

The slower speed also offers great economies in tape cost and storage space. Today, 3¾ ips is strong. Tomorrow it will be stronger. Coming up—primarily as a voice-recording speed—is 1⅞ ips. Many of today's small recorders combine this speed with 3¾ ips. Equivalent machines of a few years back ran at 3¾ and 7½ ips. The 1⅞ speed on some machines is also capable of fair quality music recording and reproduction. This is the speed at which today's highly popular cassette recorders operate. On some machines even a 1⅞-ips speed is available for use where considerable recording time is needed.

It is possible to find tape recorders offering all four of these speeds, permitting great flexibility and economy. The average person, however, generally uses one or two speeds for all-around taping or playback.

HEADS: Today's recorders offer a basic minimum of two heads, or as many as six in automatic reversing type machines. The two-head units generally utilize a combination record-playback head, and one for erasing. Three-head machines additionally offer monitoring capabilities, or special effects such as sound-on-sound or sound-with-sound. Some of today's automatic reversing machines require a double complement of heads, either four or six, to do the job.

AUTOMATIC REVERSE: Auto-reverse—as it is often called—makes using a tape recorder much easier, requiring far less attention. It is a highly desirable feature, but comes at a price—starting at around \$250. It cuts tape threading chores in half. When the reel comes to the end of one side, the auto-reverse takes over, sending the tape in the opposite direction to complete the second side. There are several reversing methods, including foil stripping ends of tapes, adding a low- (or high-) frequency sound or providing silent intervals in the tapes.


EASY THREADING: A handful of machines offer virtually automatic threading of tape. For example, drop a length of tape in some Ampex units, and a spoked takeup reel does the rest. Slip off a strip of tape in the new Bell & Howell units and air power takes over. Such machines are great for people who are "all thumbs," and they make recorders more pleasant to use.

AUTOMATIC SHUTOFF: This feature stops the tape reel from spinning when it is finished playing, and prevents tape ends from flapping and getting damaged. It is also useful if a tape breaks in playback, to prevent snarling and other tape-spill hazards. Some shutoffs disconnect the amplifier as well, making such recorders ideal for lulling you to sleep with music.

AUTOMATIC LEVEL CONTROL: More and more recorders are offering this feature that virtually guarantees

WE'RE BACK ON CORTLANDT STREET

We stock the entire line of *Jobber-Dealer boxed* RAYTHEON Receiving Tubes—order by mail at 60% off list, FOB BKLYN.



COMPUTER BOARDS from IBM. Ten boards. \$1.00, over 35 transistors, plus over 135 parts as diodes, caps., resistors, chokes. Includes spec chart of 21 IBM transistors. **Clock Movements:** Westclox 115 VAC includes *Auto-on-off*, also doze light, compete with face and clock hands \$2.25 **Telechron**, complete with face and clock hands, includes *on-off-auto* and *sleep-switch* \$2.30 **Westclox Cordless Alarm Clock**, battery operated, in high impact, white case 5" long, 3" wide x 3" high. Shatterproof crystal, clear bell alarm, 7 Jewels quiet tick, sweep alarm indicator, raised gold numerals, padded base. Operates one year on "C" flashlight battery. Regular 90 day factory guarantee by Westclox \$8.45 **Transistors:** RCA 2N404, Syl. 2N229, UST 2N43A, UST 2N44 & IBM 015 (PNP-40 MHz) each 25¢ **Speakers**, Jap. 2"-2¼" diam., 8 ohm, includes safety screen to protect cone 50¢ **Harness Battery Cable** and clips for 9 V. Battery, 10¢ ea. \$1 doz. **Phone Jacks**—RCA type, single + 2-3-4 gang @ 6¢ per hole **Capacitors**, Mylar (yellow) Write for list. **Tantalum Capacitors:** .0015 Mf. thru .0082 Mf-35 Wv. @ 10¢ ea. from .01 to 1 mf. @ 15¢ ea. .15 to .47 mf. 20 Wv. @ 20¢ ea. And from .47 to 50.0 Mf. at very low prices **Pots:** 4B type "J" stripped from new equipment, linear, ½" shaft, 2500, 5000, 25,000, 100K, 500K ohms. Special 65¢ ea. Also AB type "CG" 100 ohms, thru 2.5 megohms special \$1.95 ea. **R.F. Choke**—1 Ma. Xmt. NATIONAL boxed, ceramic SA-8459, 5 pies, 3"Lx1" Diam, end. mtg 1½" bet. holes 50¢ ea. **BUD 4.3 MH 12 ohm CH-569 45¢ ea. Rectifier Bridge**, 20 Amp. studs (1N1186) 200 PRV, plates 3" sq. overall 5½ L x 4" W x 3¾ H; Westinghouse #508C575G(H) 04-2C; for 125 V. two phase or three phase. Value \$24.00, our LOW PRICE \$8.95. **Bridge Rectifier**, IBM, 6 Amp. 200 PIV, four studs on two copper plates, super for battery charger, compact 8" x 2" \$1.50 set **Top Hat Silicon Rectifiers**; quality control inspection, conservatively rated 750 Ma. 400 PIV, 1¼" leads. 35¢ ea. \$24.00 per 100 **Two-Way Speaker Crossover**; crosses at 2500 cycles with 8 ohm speakers, 3500 cycles at 16 ohms. Size: 2½" H x 2½" W x 5½" L. 9" leads. Contains woofer choke and non-polarized capacitor, 79¢ ea. Made by University **Stepper Switch** (Relay) by C. P. Clare. 21 steps, 6 stacks, 55 VDC coil, spring-driven-pawl (circuit open during wiper-arm movement) govt mil specs. \$5.80 **HAM SPECIAL! Solid-State Vibrator Eliminator**. Heavy duty both 6 and 12 V. in, 120 VAC out; up to 25 watts. For most popular transceivers and communication equipment. Socket supplied, 4 pin plug-in; full instructions and diagrams. Housed in finned aluminum heat sink. Size 3½" H x 2" diam. \$2.80 **TV Picture Tube Brighteners** series 6 wire, and parallel 5 wire (TELE-MATIC) 59¢ **Filter Chokes**, laminated, open frame—75 ohm (3x2x2½") \$1.25 3,000 ohm 1¾" L. 1¾" core, leads 40¢ 1 ohm ¾" core, 2" leads 75¢ 45 ohm 2¼" L x 1" core, 1¼" lb. 80¢ 300 ohm 22 Hy. 100 Ma. (IBM power sply.) \$2.60 200 ohm, 20 Hy. 100 Ma. \$2.25 **Marker Crystal**; 1,000 MHz (HOFFMAN) flat mounting, ¾" sq. x ¼" H. 100% guaranteed \$1.50 **Panel Meters**; ALL BRAND NEW! 10 Ma. DC Bakelite Case, 2½" diam. \$2.75 10 Ma. DC WESTINGHOUSE. 2" Bakelite NX-33 \$2.50 20 Ma. DC, Sealed case, 2" diam. \$2.40 50 Ma. DC, ROLLER-SMITH 3" diam. Bakelite \$2.95 100 Ua. DC, DE-JUR. 1½" diam. metal case, special photolith scale, black face. \$1.00 1 Ma. DC (800 V. scale) type RX-33, includes 800K w. multiplier \$3.50 10 Ma. AC (200 Ma. DC) 2" sq. plastic modern case, white face marked. "replaced? good" \$1.00 1 Ma. DC—Dual scale marked 500 VDC & 140 Ma. DC. G.E. type DW-41, 2" bakelite, includes multiplier and shunt. \$2.85 Extra multipliers available at 20¢ each for 14 v., 140 v., 50 v., etc. **Sensitrol Weston** model #705 relay. 5 ua. SPDT, ext. electrical reset \$2.75 Variable capacitor: 100 Pf; 14 plate ¼" shaft ½" L. BUD #MC-1855 \$1.00 APC type var. air capacitors in stock. WRITE FOR LOW PRICES! **Relays:** Sensitive rugged, 20-30 VDC; 5.6 Ma. 4500 ohm coil, SPST, contacts 2 A. 24 VDC. (115 VAC), plug-in 7 pin tube socket, sealed can. ¾" dia. x 2" L. 25¢ 115 VAC coil SPST—10 Amp. 1½" x 1" x 1¼" SPECIAL 75¢ Sensitive Swivel, 20-28 VDC., 4500 ohms 4 ma. SPST 90¢ **SIGMA #95740-5A** for in-line (in series with equipment) SPST 5 Amp. \$1.00 115 VAC or DC (60 to 400 cy.) built-in rectifier bridge, sealed 5000 ohm 20 ma. coil; contacts 3 A. 28 V. (115 VAC) compact 99¢ SPDT—8 ma. 5000 ohms 24 VDC. ¾" cube. contacts 250 ma., neomatic 35¢ **Mercury Wetted Relays**, CLARE #HG-1023. DPDT, 36 to 90 VDC. 4000 ohms. \$1.00 CLARE #HB-1012, 130 ohms 39 ma., 5½" to 16 VDC 95¢ **Precision Resistor Kit**; ½%—1%, ½ watt, 1 W. 2 W. values between 1 ohm and 100 megohms. No two alike. Includes refresher instruction for series, parallel combinations, 100 for \$1.50 **PRECISION RESISTORS**—1% wirewound your choice of any value 10¢ each. Write for list of available values **Resistor Kits**, Carbon 5%, 10%, 1 W. 1 W. 2 Watts, between 5 ohm and 100,000 ohm. 100 asstd. \$1.00 between 100 K and 27 megohms. 100 asstd. for 50¢ **Resistors**, Carbon, ½-1-2 watt to your specifications, from 6.8 ohm to 22 megohms. 5% 4¢ ea. 10% 3¢ ea. **POWERSTAT** Var. XFR. 12 V. 60 cy. 0-3.5 V. 2 Amp., sec. 2½ diam. 2½" L. \$1.50 **Step Down (UP) Xfr.** 230V-115 V. 60. cy. ½ Amp. (50 watt) 2¾ x 2½ x 2¼" w. open strap 4 leads. \$1.85 **Audio Oscillator**—2 Transistors, 2 diodes and xfr. (10,000 ohm ct. pri. 2500 ohm ct. sec.) size: 2" x 2" x ¾" H. Suitable for CW practice, 1,000 cycles 95¢ **Clock Motors**, 115 V. 60 cy. Your choice of RPM \$1.00 panel fuse holders, 3 AG type, 18¢ xfr. 6.3 VCT 1 Amp. strap type \$1.00 Xfr. 12.5 V. 50 Ma. small strap type 90¢ 15 stand-offs, ceramic, 6 x 32 thr stud \$1.00 **Multi-meter Rectifier** & resistor assembly \$1.00 **Toggle Switch** DPDT w. screw terminals 45¢ 4PST 50¢ **Slide Switch** SPST 3 Amp. \$1.00 doz. SPDT ¾ Amp. \$1.00 doz. **Tvni-Switch**, molded micro-type, normally open, 10 for \$1.00 20 gang (TWENTY) 11 pos., non-shorting, 5½" L. ¼" shaft, 1½" diam. \$8.50 17 pos. single gang (no detent) 2" diam. 39¢

Mail check or M.O. net cash, small COD deposit; FOB our store.
10 day money-back guarantee.

SEND FOR OUR CATALOG OF BIG BARGAINS

CORTLANDT ELECTRONICS, Inc.

30 Cortlandt Street

Tel. (212) 964-8044

(Downstairs Hudson Terminal)

(Fast Mail Order Service)

New York, N. Y. 10007

Box 553, New York, N. Y. 10008

Circle 123 on reader's service card

**FOR INFORMATION
"too hot to handle"**

Learn about the new scientific and patented miracles in sound by



**WIDE SCREEN STEREO
DEEPEST TRUE PITCH BASS
DYNAMICS WITHOUT DISTORTION
UNIFORM WIDE AREA COVERAGE
MICROWATT SENSITIVITY
AND MORE**

FREE LITERATURE

WRITE OR PHONE

KARLSON RESEARCH & MFG.
Box 117, W. Hempstead L.I., N.Y.
Tel. 516-489-3641

Circle 124 on reader's service card

**WORLD'S
FINEST
5-CORE
SOLDER**

**ERSIN
MULTICORE**

**NEW EASY
DISPENSER
PAK ONLY 69¢**

BUY IT AT RADIO-TV PARTS STORES
MULTICORE SALES CORP. WESTBURY, N.Y. 11590
Circle 125 on reader's service card

a recording will "come out" even though the volume levels of the source vary.

LEVEL INDICATORS: There are three common types—VU meters, neon light or "magic eye" tubes. The most useful is the VU meter, used in machines of all price ranges. Neon lights are used mostly in inexpensive, low-quality sets. The magic eye is generally used in medium- or high-price equipment and is regarded by many as the control with the best ability to prevent overloads and distortion. However, portable machines demand a meter.

PAUSE CONTROLS: If you do much "stop and go" recording—for instance, while taping programs of popular music from a radio or tuner—a pause control is ideal for stopping the recorder to bypass commercials. There are two basic types. A "hold" pause requires the user to keep his finger on the control during the hold period. A lock pause permits keeping the tape at a standstill without holding the control manually.

AMPLIFIER POWER: Coming into popularity as a result of the growth of solid-state devices are recorders with big-output amplifiers, ranging from 5 to 20 watts per channel. These can be ideal space savers in that they eliminate the need for a separate amplifier.

AUTOMATIC VOICE ACTUATION: Many of today's portable recorders include this feature, which is

MORE VALUE PER DOLLAR AT BROOKS

FREE \$1 BUY WITH EVERY 10 YOU ORDER Only applies to "\$1 Buys" **FREE GIFT WITH EVERY ORDER**

IBM COMPUTER SECTIONS
8 assorted Units we sell for \$1 are loaded with over 150 valuable parts.
Incl. — Transistors, Condensers, Resistors, Heat Sinks, Diodes, Etc.
**8 for \$1
100 for \$10**

- TV TUNERS asst. all new standard makes, less Tubes \$1
- TV TUNERS asst. all new standard makes, including Tubes \$3
- TV TUNERS VHF/UHF all new standard makes, including Tubes \$4
- 7 — TV ELECTROLYTIC CONDENSERS desirable types \$1
- UNIVERSAL 4" PM SPEAKER Airtco 5 magnet, quality tone 79¢
- 4 — 50' HANKS HOOK-UP WIRE assorted colors \$1
- 50 — ASST. TERMINAL STRIPS all types, 1-lug to 6-lug \$1
- 25 — INSTRUMENT POINTER KNOBS selected popular types .. \$1

- 1000 — ASST. HARDWARE KIT screws, nuts, washers, rivets, etc. \$1
- 300 — ASSORTED HEX NUTS 2/56, 4/40, 5/40, 6/32, 8/32 .. \$1
- 250 — ASST. SOLDERING LUGS best types and sizes \$1
- 250 — ASST. WOOD SCREWS finest popular selection \$1
- 250 — ASST. SELF TAPPING SCREWS #6, #8, etc. \$1
- 150 — ASST. 6/32 SCREWS and 150 6/32 HEX NUTS \$1
- 150 — ASST. 8/32 SCREWS and 150-8/32 HEX NUTS \$1
- 150 — ASST. 2/56 SCREWS and 150-2/56 HEX NUTS \$1
- 150 — ASST. 4/40 SCREWS and 150-4/40 HEX NUTS \$1
- 150 — ASST. 5/40 SCREWS and 150-5/40 HEX NUTS \$1
- 500 — ASSORTED RIVETS most useful selected sizes \$1
- 500 — ASSORTED WASHERS most useful selected sizes \$1
- 100 — ASST. RUBBER BUMPERS for cabinet bottoms & other uses .. \$1
- 100—ASSORTED RUBBER GROMMETS best sizes \$1

- TRANSISTOR RADIO *asst type* \$1.50 good, bad, broken, as-is, potluck
- TAPE RECORDER — assorted types good, bad, broken, as-is, potluck .. \$4
- 100—RESISTORS 1/2W your choice 10, 22, 39, 120, 220, 680Ω 1.5k, 2k, 3.6k, 3.9k, 4.7kΩ, 6.8k, 8.2k, 33k, 220k, 2.2 meg. Ω \$1
- 200 — IRC, 22 meg, 1/3W .. only \$1
- 10 — SPEAKER PLUG SETS deluxe type, 2 conductor \$1
- 10 SETS — DELUXE PLUGS & JACKS asst. for many purposes .. \$1
- 10 — SETS PHONO PLUGS & PIN JACKS RCA type \$1
- 10 — SURE-GRIP ALLIGATOR CLIPS 2" plated \$1
- BONANZA "JACKPOT" not gold, not oil, but a wealth of Electronic Items—Money-Back-guarantee \$5
- 50 — ASSORTED PRINTED CIRCUIT SOCKETS best types \$1
- 40 — ASSORTED TV KNOBS all standard types, \$20 value \$1
- 100 — STRIPS ASSORTED SPAGHETTI handy sizes \$1
- 32' — TEST PROD WIRE deluxe quality, red or black \$1
- 2—G.E. PIECES OF EQUIPMENT stacked with over 200 useful parts \$1

MARKET SCOOP COLUMN

- AMPLIFIER 110v AC, 6 Watt Wired—PA, Phono, Quiter, Tremola needs 2—12AX7, 6HQ5, 6CA1—as is \$5
- AMPLIFIER 110v AC-DC, 5 Watt Wired — Phono, Comb. Intercom, etc. needs 3-12AX7, 2-50L6G—as is \$3
- 8" — ECONOMY "OXFORD" SPEAKER Top quality \$1.69 2.15 Mag.
- 12" OXFORD SPEAKER, Top Quality ... Large Magnet \$4
- MOTOROLA PWR TRANSFORM 110v, CT 150/150v, 6.3v \$1
- 10 — TRANSFORMERS assorted Audio Outputs, Chokes, I, F, 's, etc. \$1
- 10 — ASST. RADIO & TV TUBES Every Tube a good number \$1
- 50 — ASSORTED TRANSISTORS big factory scoop—sold as-is \$1
- 20—ELECTROLYTIC CONDENSERS Fine asst.—too numerous to mention \$1
- 20 — ASST. VOLUME CONTROLS All desirable good types \$1
- 100 — RADIO & TV SOCKETS Asst. — too numerous to mention \$1
- 100 — RADIO & TV KNOBS Asst. — too numerous to mention \$1

IMMEDIATE DELIVERY . . . Scientific light packing for safe delivery at minimum cost.
HANDY WAY TO ORDER: Pencil mark or write amounts wanted in each box, place letter F in box for Free \$1 BUY. Enclose with check or money order, add extra for shipping. Tearsheets will be returned as packing slips in your order, plus lists of new offers.

Name Cost of goods

Address Shipping

..... estimated

..... TOTAL

Please specify refund on shipping overpayment desired: CHECK POSTAGE STAMPS MERCHANDISE (our choice) with advantage to customer

BROOKS RADIO & TV CORP., 487 Columbus Ave., New York, N. Y. 10024

212-874 5600
TELEPHONE

ideal for conference work or dictation. Talking into the mike triggers the machine into operation, and it stops when you stop talking. This feature is a great tape saver. It also speeds transcribing a tape by eliminating the long pauses common in much dictation work. The main disadvantage is that a word or two may be "clipped" when taping starts.

EASE OF OPERATION: Many of today's recorders stress easy use via a logical layout of the controls or the use of certain types of controls. Some people prefer piano-key controls on their recorders, others like a rotating knob or lever. I suggest that you select a machine that "feels" right to your fingers and does not tax your wits to make it operate correctly. For example, it might be wise to avoid machines which feature a reverse tape load (a tape that requires threading from the "North" side, as opposed to the far more popular "South" side). Some professionals prefer this for editing, but, if you play pre-recorded tapes, you must place the program-listing side face down on the first pass of the tape using North-oriented threading layouts.

CLOSEOUTS: The prospective recorder purchaser can find some real buys when a manufacturer closes out some models. However, some of the closeouts may be products from a manufacturer going out of the tape recorder business.

R-E

ENJOY THE "MUSIC ONLY" FM PROGRAMS

M. A. D.

MUSIC ASSOCIATED'S DETECTOR
NO COMMERCIALS—NO INTERRUPTIONS



It's easy! Just plug Music Associated's Sub Carrier Detector into multiplex jack of your FM tuner or easily wire into discriminator. Tune through your FM dial and hear programs of continuous commercial-free music you are now missing. The Detector, self-powered and with electronic mute for quieting between selections, permits reception of popular background music programs no longer sent by wire but transmitted as hidden programs on the FM broadcast band from coast to coast. Use with any FM tuner. Size: 5½" x 9". Shipping weight approx. 7 lbs.

KIT \$49.50
(with pre-tuned coils, no alignment necessary)

WIRED \$75.00 (Covers extra \$4.95 ea.)

Current list of FM Broadcast stations with SCA authorization \$1.00

MUSIC ASSOCIATED

65 Glenwood Road, Upper Montclair, N. J.
Phone: (201)-744-3387 07043

Circle 126 on reader's service card

Olson



FREE

Fill in coupon for a FREE One Year Subscription to OLSON ELECTRONICS' Fantastic Value Packed Catalog—Unheard of LOW, LOW PRICES on Brand Name Speakers, Changers, Tubes, Stereo Amps, Tuners, CB, Hi-Fi's, and thousands of other Electronic Values. Credit plan available.

NAME _____
ADDRESS _____
CITY _____ STATE _____
GIVE ZIP CODE _____

If you have a friend interested in electronics send his name and address for a FREE subscription also.

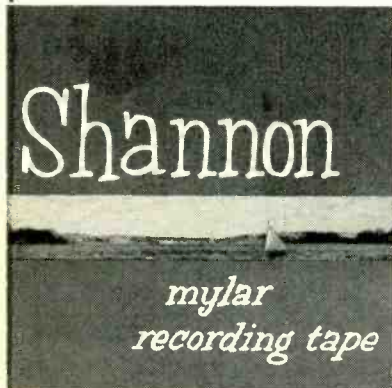
OLSON ELECTRONICS

969 S. Forge Street Akron, Ohio 44308

Circle 127 on reader's service card

SHANNON RECORDING TAPE

GET READY FOR THE FALL SEASON—"SHANNON" DUPONT MYLAR RECORDING TAPE FOR EVERY STORE, SCHOOL, STUDIO AND TAPE USER—BUY NOW AT THESE REDUCED PRICES



<input type="checkbox"/>	2½"	—	225'	\$.15
<input type="checkbox"/>	3"	—	225'17
<input type="checkbox"/>	3"	—	300'24
<input type="checkbox"/>	3¼"	—	600'49
<input type="checkbox"/>	5"	—	600'52
<input type="checkbox"/>	5"	—	900'67
<input type="checkbox"/>	5"	—	1200'86
<input type="checkbox"/>	5"	—	1800'	1.29
<input type="checkbox"/>	7"	—	1200'69
<input type="checkbox"/>	7"	—	1800'99

<input type="checkbox"/>	7"	—	2400'	\$1.59
<input type="checkbox"/>	7"	—	3600'	2.78
<input type="checkbox"/>	CASSETTE	60 minutes89
<input type="checkbox"/>	CASSETTE	90 minutes		1.54
<input type="checkbox"/>	CASSETTE	120 minutes		1.97

<input type="checkbox"/>	2½"	TAPE REEL	crystal clear04
<input type="checkbox"/>	3"	TAPE REEL	"05
<input type="checkbox"/>	3¼"	TAPE REEL	"06
<input type="checkbox"/>	5"	TAPE REEL	"12
<input type="checkbox"/>	7"	TAPE REEL	"14

- | | | | |
|---|---|--|---|
| <input type="checkbox"/> RECORDING TAPE SPLICER \$1.49
handy, accurate, compact ... | <input type="checkbox"/> 110° R.C.A. FLYBACK TRANS \$3
For all type TV's incl. schematic | <input type="checkbox"/> 3 — TOP BRAND SILICON REC-TIFIERS 1 amp, 1000 PIV ... \$1 | <input type="checkbox"/> 100 — ASST ¼ WATT RESISTORS \$1
stand. choice ohmages, some in 5% |
| <input type="checkbox"/> UNIVERSAL MICROPHONE \$2
regular/remote/single & dual plug | <input type="checkbox"/> 110° TV DEFLECTION YOKE \$3
for all type TV's incl schematic | <input type="checkbox"/> 20 — ASST. PILOT LIGHTS \$1
#44, 46, 47, 51, etc. | <input type="checkbox"/> 100 — ASST ½ WATT RESISTORS \$1
stand. choice ohmages, some in 5% |
| <input type="checkbox"/> CRYSTAL LAPPEL MICROPHONE \$9.95
high impedance, 200-6000 cps ... | <input type="checkbox"/> 90° FLYBACK TRANSFORMER \$2
for all type TV's incl schematic | <input type="checkbox"/> 32' — TEST PROD WIRE \$1
deluxe quality, red or black | <input type="checkbox"/> 70 — ASST 1 WATT RESISTORS \$1
stand. choice ohmages, some in 5% |
| <input type="checkbox"/> 4 — TOGGLE SWITCHES \$1
SPST, SPDT, DPST, DPDT | <input type="checkbox"/> 90° TV DEFLECTION YOKE \$2
for all type TV's incl schematic | <input type="checkbox"/> 50 — ASSORTED #3AG FUSES \$1
popular ampere ratings | <input type="checkbox"/> 35 — ASST 2 WATT RESISTORS \$1
stand. choice ohmages, some in 5% |
| <input type="checkbox"/> 10 — ASSORTED SLIDE SWITCHES \$1
SPST, SPDT, DPDT, etc. | <input type="checkbox"/> 70° FLYBACK TRANSFORMER \$2
for all type TV's incl schematic | <input type="checkbox"/> 50 — TUBULAR CONDENSERS \$1
asst. .001 to .47 — 400v to 1000v | <input type="checkbox"/> 50 — PRECISION RESISTORS \$1
asst. list-price \$50 less 98% .. |
| <input type="checkbox"/> 20 — EXPERIMENTER'S COIL \$1
"JACKPOT" assorted for 101 uses | <input type="checkbox"/> 70° TV DEFLECTION YOKE \$2
for all type TV's incl schematic | <input type="checkbox"/> 3 — ELECTROLYTIC CONDENSERS \$1
most popular number 50/30 — 150v | <input type="checkbox"/> 20 — ASSORTED WIREWOUND RESISTORS, 5, 10, 20 watt ... \$1 |
| <input type="checkbox"/> 50 — TUBE CARTONS (colored) \$1
assorted sizes for popular Tubes .. | <input type="checkbox"/> 100° — TV TWIN LEAD-IN WIRE \$1
300 ohm, deluxe heavy duty, clear | <input type="checkbox"/> 5 — I.F. COIL TRANSFORMERS \$1
456-ke for Transistor Radios ... | <input type="checkbox"/> 50 — ASST. DISC CERAMIC CONDENSERS \$1
popular numbers ... |
| <input type="checkbox"/> ALL AMERICAN TUBE KIT \$2
12BA6, 12BE6, 12AV6, 50C5, 35W4 — total list \$9.70 | <input type="checkbox"/> 1 — LB SPOOL ROSIN-CORE SOLDER 40/60 top quality | <input type="checkbox"/> 5 — AUDIO OUTPUT TRANS-FORM \$1
Sub-min for Trans Radios | <input type="checkbox"/> 20 — ASST. DIODE CRYSTALS \$1
fine assortment, popular types ... |
| <input type="checkbox"/> 3 — TOP BRAND 35W4 TUBES \$1 | <input type="checkbox"/> 4 — TV ALIGNMENT TOOLS \$1
most useful assortment | <input type="checkbox"/> 3-½ MEG VOLUME CONTROLS \$1
with switch, 3" shaft | <input type="checkbox"/> 10 — STANDARD TRANSISTORS \$1
NPN & PNP 2N404, 2N414, etc. ... |
| | <input type="checkbox"/> \$15.00 TELEVISION PARTS \$1
"JACKPOT" best buy ever | <input type="checkbox"/> 7 — ASSORTED VOLUME CONTROLS \$1
with switch | <input type="checkbox"/> 50 — ASSORTED MYLAR CONDENSERS \$1
popular selected types .. |


Circle 128 on reader's service card

NEW!

- TUBE TESTER
- GRID CIRCUIT TESTER



- ✓ CHECKS B & W PICTURE TUBES
- ✓ CHECKS COLOR PICTURE TUBES



MODEL
88A
IN NEW
MOLDED
ROYALITE
CASE

Complete coverage of all popular receiving tubes including novars, nuvistor, newest 10-pin types, compactrons, decal and magnovals — PLUS a black and white CRT Adapter and two COLOR CRT ADAPTERS. Patented Grid Circuit Test makes up to 11 simultaneous checks for leaks, shorts and grid emission — plus Tube Merit and Filament Continuity Tests. For 115 VAC operation. Complete with speed indexed setup data. Mounted in durable NEW MOLDED ROYALITE CASE. Dimensions: 9 1/2" x 12 1/2" x 5". Shipping weight 6 lbs.

MODEL 88A Complete with Adapters \$89.50 NET
Model 88A Less Adapters \$84.50 NET



SECO ELECTRONICS CORPORATION

1003 2nd St. So., Hopkins, Minn. 55343

Circle 129 on reader's service card

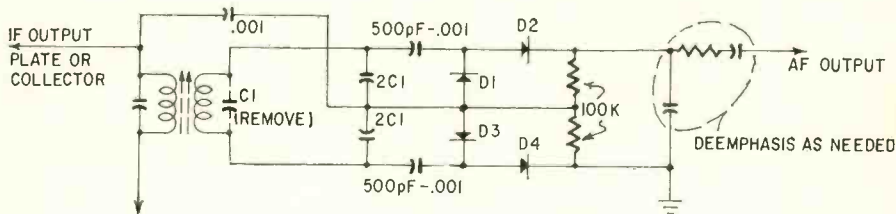
NOTEWORTHY CIRCUIT

NOVEL DISCRIMINATOR FOR NBFM

Quite often ordinary AM receivers are used with short-wave converters to listen to two-way narrow-band FM transmissions. In this case, the receiver must be tuned slightly to one side of the carrier frequency so the signal can be recovered by slope detection. This technique is OK for cas-

center-tapped secondary, he makes a capacitive center tap (see diagram) by replacing the secondary tuning capacitor (C1) with two capacitors of twice the value in series.

The detector is a form of Foster-Seeley discriminator with a pair of diode integrators—roughly, half-wave voltage doublers—replacing each diode. D1, D2, D3 and D4 are four



ual listening but a ratio detector or a discriminator is required for serious monitoring.

When 455-kHz FM detector transformers are not readily available, you can use the scheme used by Sven Weber, G8AAC, and described in *RSGB Bulletin* (London, England). Instead of an i.f. transformer with a

matched small-signal diodes.

This circuit works best when preceded by a limiter. You can install a simple diode-type limiter across the primary of one of the i.f. transformers or provide some degree of limiting (mainly on very strong signals) by removing the avc voltage from one of the i.f. stages. R-E

SCHOOL DIRECTORY

distinguished graduates

hold important engineering and business administration posts throughout U.S. Professionally-oriented college with outstanding placement record. Four-quarter year permits degree in three years. Fine faculty. Modern labs. Small classes. 300-acre campus. Accredited. Approved for vets. Modest costs. Enter Jan., March, June, Sept. For Catalog, write Adm. Director.



TRI-STATE COLLEGE

24108 College Avenue, Angola, Indiana 46703

A New Way To Study At Home ENGINEERING MATHEMATICS

Get all the math you need for electronic engineering from I.H.S.I. Two great new courses for the man who wants to get ahead. Created by college professors. Study at home as fast as you want. No classes to hold you back. No contract to sign. Every lesson comes with A MONEY BACK GUARANTEE. Get the information today—Free!

THE INDIANA HOME STUDY INSTITUTE
Dept. R P.O. Box 1189 Panama City, Fla. 32401

LEARN DRAFTING AT HOME



U.S. Labor Dept. says "42% more Draftsmen needed next 10 years." Send for FREE "DRAFTING CAREER KIT." No salesman will call.

NAME _____ AGE _____
ADDRESS _____
CITY _____ STATE _____ ZIP _____
NORTH AMERICAN SCHOOL OF DRAFTING, Dept. 3080
Accredited National Home Study Council 4500 Campus Dr., Newport, Calif. 92660

GET INTO

ELECTRONICS

V.T.I. training leads to success as technicians, field engineers, specialists in communications, guided missiles, computers, radar and automation. Basic & advanced courses in theory & laboratory. Electronic Engineering Technology & Electronic Technology curricula both available. Associate degree in 29 mos. B.S. also obtainable. G.I. approved. Graduates in all branches of electronics with major companies. Start Feb., Sept. Dorms. campus. High school graduate or equivalent. Catalog.

VALPARAISO TECHNICAL INSTITUTE
Dept. C, Valparaiso, Indiana 46383




Learn Electronics for your SPACE-AGE EDUCATION at the center of America's aerospace industry

No matter what your aerospace goal, you can get your training at Northrop Tech. in sunny Southern California.

COLLEGE OF ENGINEERING. Get your B.S. degree in engineering in just 36 months by attending classes year round. Most Northrop Tech graduates have a job waiting for them the day they're graduated!

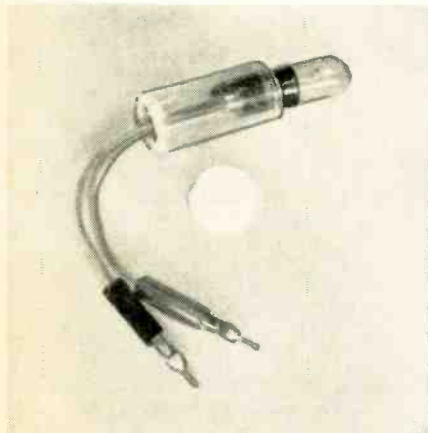
A & P SCHOOL. Practical experience on real aircraft. One-year course prepares you for F.A.A. A & P certificate. WRITE TODAY FOR CATALOG. NORTHROP INSTITUTE OF TECHNOLOGY
1199 W. Arbor Vitae, Inglewood, Calif.



TRY THIS ONE

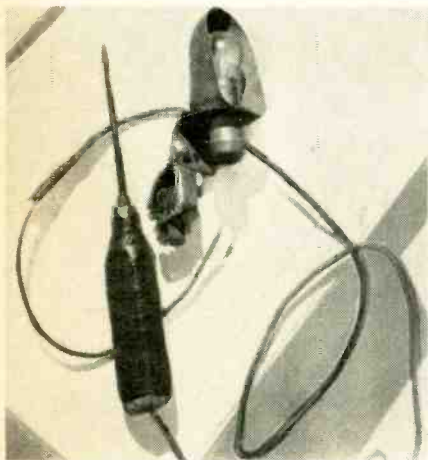
TWO TEST LAMPS

The top photo shows the handy test lamp we made up out of a 117-volt bulb encased in a plastic pill bottle to



save the lamp from damage in the tool kit or pocket.

The second photo is a test lamp for troubleshooting wire harnesses, especially in appliances. One side of the 117-volt bayonet bulb is grounded to the



shade, to which is soldered an alligator clip that holds the lamp in any convenient position. The other lamp wire terminates in the icepick, which probes through insulation of suspected wiring.

—Harry J. Miller

R-E

U.S. GOV'T ELECTRONIC SURPLUS

• Nationally Known-World Famous SURPLUS CENTER offers finest, most expensive, Government SURPLUS electronic units and components at a fraction of their original acquisition cost.

ORDER DIRECT FROM AD or WRITE FOR CATALOGS

STANDARD DIAL TELEPHONE

• (ITEM #715) - Standard commercial telephone same as used throughout U.S.A. Attractive polished black, like new condition. Use as extension phone to private systems or connect several phones together for local intercom system. Full instructions are furnished. Wt. 9 lbs. Original Cost \$24.50.



F.O.B. \$7.50

STEP-BY-STEP AUTOMATIC SWITCH

• (ITEM #738) - Amazing "up-and-around" electro-magnetic telephone switch. Dial any bank pair from 1 to 100. Make your own telephone system. Can also be used to remotely control up to 100 circuits over a single pair of wires.



• One of our FOUR STAR bargains. Comes complete with data, one dial and one line bank. Size, 5" x 7" x 13". Wt. 16 lbs. Cost gov't over \$75.00. Complete. Switch, cover, dial, line bank, instructions..... F.O.B. \$9.95

TYPICAL BUYS FROM OUR 1968 CATALOGS

- \$ 350.00 - Geared 2-hp Battery Golf Car Motor \$26.95
- \$ 15.00 - Westinghouse DC Ammeter, 0 to 300 \$7.11
- \$ 40.00 - Vacuum/Pressure Pump, 12-VDC \$11.95
- - 80-MW Walkie-Talkies, Per Pair \$19.60
- - Deluxe, Multi-Range, AC DC Tester \$8.98

SPECIAL SALE Correspondence Course In ELECTRICAL ENGINEERING



Setts For \$10.79 Outside U.S.A. \$8.79 Postpaid In U.S.A.

• (ITEM #A181) - Wonderful chance to obtain technical training at Amazing Low Cost! Lincoln Engineering School has suspended its Correspondence Courses because of increased operating costs. We offer a limited number of the School's complete Electrical Engineering Course but without the examination paper grading service. The course consists of 14 lesson unit books. Each book has the regular exams, and in a separate section, "Standard Answers" to each exam question.

• Course is well written, easy to understand, profusely illustrated. Reader's Digest size, easy to carry and study in spare time. Many Lincoln Engineering School students holding excellent jobs as a result of L.E.S. training. Course contains latest information on transistors, silicon diodes, etc. Additional book on how to build and operate a "Home Laboratory and Experimental Bench" furnished with each course.



Send 25¢ Coin Or Stamps For Catalogs

All Items FOB Lincoln Money Back Guarantee

SURPLUS CENTER

DEPT. RE-108 LINCOLN, NEBR. 68501



"Your wife gets the house, your car, and custody of the children, but you get to keep your INJECTORALL SUPER 100 TUNER CLEANER."

Circle 131 on reader's service card

COMING IN NOVEMBER

Get ready to make music. Starting in November, Radio-Electronics presents 8 exclusive solid-state electronic musical "instruments". Start off with a guitar amplifier, then add a vibrato, fuzz box, electronic bongos, 50-watt booster amplifier, reverberation, mixer and a dc-to-ac inverter.

The First Really New INDOOR ANTENNAS!

Now, at last, your customers have a reason to get rid of their tired old droopy rabbit ears. The Gavin series of monitor antennas not only look better, they work better too.


Check these quality features:

- TOWER DESIGN GETS UP WHERE THE SIGNAL IS FOR EXTRA POWER.
- GUARANTEED TO GIVE YOUR CUSTOMERS BETTER RECEPTION OR MONEY REFUNDED.
- ROTATING SCANNER - You can aim for best pictures without turning base. No danger of scratching furniture.
- HIGH IMPACT PLASTIC CASE WITH DEEP FELT PAD.
- UHF/VHF FUNCTION SWITCH AND PHASING SWITCH.

For more details, contact your GAVIN representative today, or call:



GAVIN INSTRUMENTS, INC.
Subsidiary of ADVANCE ROSS CORP.
Somerville, New Jersey 08876, U.S.A.
Telephone: (201) 356-3500



Circle 132 on reader's service card

MARKET CENTER

GENERAL

MAGNETS. All types. Specials—20 disc magnets, or 2 stick magnets, or 10 small bar magnets, or 8 assorted magnets, \$1.00. **MARYLAND MAGNET COMPANY**, 5412-G Gist, Baltimore, Maryland 21215.

TREASURE HUNTERS! PROSPECTORS! Relco's new instruments detect buried gold, silver, coins. Kits, assembled models. Transistorized. Weighs 3 pounds. \$19.95 up. Free catalog. **RELCO-A25**, Box 10839, Houston, Texas 77018

WANTED

QUICK CASH . . . for Electronic EQUIPMENT, COMPONENTS, unused TUBES. Send list now! **BARRY**, 512 Broadway, New York, N. Y. 10012, 212 WALKER 5-7000

MONEY—SPARETIME OPPORTUNITY PANELISTS AT HOME WANTED BY NEW YORK RESEARCHER. Leading research firm seeking people to furnish honest opinions by mail from home. Pays cash for all opinions rendered. Clients' products supplied at no cost. For information write: **RESEARCH 669**, Mineola, N. Y. 11501. Dept. LN-24N

ELECTRONICS

RADIO SHOPS! Sell Police—Fire radio converters! TUNAVERTER, Woodsboro, RE25, Texas 78393

INTERGRATED CIRCUIT KITS; COMPUTER CIRCUIT KITS; Others. New catalog free. **KAYE ENGINEERING**, Box 3932-D, Long Beach, California, 90803

ADVERTISING INDEX

RADIO-ELECTRONICS does not assume responsibility for any errors which may appear in the index below.

Allied Radio Corporation 69-72
Arcturus Electronics Corporation 98

B & K (Division of Dynascan Corporation) 25
Bell P/A Products Corporation 14
Brooks Radio and TV Corporation 94-95
Burstein-Appiebee Company 60

Capitol Radio Engineering Institute, The 64-67
Caringella Electronics, Inc. 83
Castle TV Tuner Service, Inc. 23

Clarostat Manufacturing Company, Inc. 62
CLASSIFIED 98-101
Cleveland Institute of Electronics 26, 28-31
Cornell-Dublier Cover III
Cornell Electronics Company 100
Cortlandt Electronics 93

Delta Products, Inc. 24, 68

Edlie Electronics 98
Edmund Scientific Company 99
Electronic Chemical Corporation 83
Electronic Measurement Corporation (EMC) 61
Electronics and Control Engineers' Book Club 73
Electro-Voice, Inc. 27
Elpa Marketing Industries, Inc. 78

Fair Radio Sales 84
Finney Company 13

Gavin Instruments, Inc. (Subsidiary of Advance Ross Corporation) 97
GC Electronics Company 80
Grantham School of Electronics 1

Heald Engineering College 81
Heath Company 86-91
Hickok Electrical Instrument Company, The 68

Injectoral Electronics Corporation 97
International Correspondence Schools 5
International Crystal Manufacturing Company 102

E. F. Johnson Company 77
Judson Research and Manufacturing Company, Inc. 78

Karlson Research and Manufacturing 94
Kenwood 4
Kenzac 100

Lafayette Radio Electronics 84
Lectrotech, Inc. 6

Maxon Electronics, Inc. 79
Microflame, Inc. 92
Multicore Sales Corporation 94
Music Associated 95

National Radio Institute 8-11
National Technical Schools 18-21

Oaktron 82
Olson Electronics, Inc. 95

Poly Paks 101

Radar Devices 7
RCA Electronic Components
Semiconductors 12
Tubes Cover IV
RCA Institutes 46-49
Rye Industries, Inc. 60, 61

Sams & Company, Inc., Howard W. 81
Schober Organ Corporation, Inc. 26
Scott, Inc., H. H. 15
Seco Electronics 96
Sencore, Inc. 16
Shure Brothers 17
Solid State Sales 99
Sonar Radio Corporation 83
Sony Corporation of America 82
Sprague Products Company 22
Surplus Center 97

Tab Books 85
Triplett Electrical Instrument Company, Cover II

Xcelite, Inc. 78

Zenith 63

MARKET CENTER 98-101
Chemtronics
McGee Radio Company
Treasureprobe
Wel-Dex Manufacturing Company

SCHOOL DIRECTORY 96
Indiana Home Study Institute, The
North American School of Drafting
Northrop Institute of Technology
Tri-State College
Valparaiso Technical Institute

WANT TO SAVE MONEY?

WRITE TODAY FOR

EDLIE'S

FAMOUS MONEY SAVING CATALOGUE

This month's specials:

8" P.M. HI-FI SPEAKER with Whizzer cone, 30 watts 30-20,000 cps full range speaker 8 ohms impedance. **\$4.95**

12" P.M. HI-FI SPEAKER with Whizzer cone, 50 watts, 30-20,000 cps full range speaker, 8 ohms **\$7.50**

STUD RECTIFIER, 12 Amps, 150 P.I.V. 28¢ ea., 6 for **\$1.55**

BRAND NEW 2N307 TRANSISTORS, PNP type, 10 watts Tunksol brand, 29¢ ea., 6 for **\$1.60**

VHF POLICE & FIRE CONVERTER MODULE, Turns your regular AM radio into a receiver to hear Police and Fire Bands, Tunes 30-50 MHz. **\$4.95**

HIGH GAIN STEREO PRE-AMP, used in conjunction with a car tape recorder, 8 transistors, works off 12V D.C. 2A. Well regulated. Price includes schematic diagram and hook-up instructions. **\$2.95**

TRY OUR FAMOUS PARTS KITS

All one price — only \$1.00 each

- 100 assorted radio knobs 12 assorted crystals (transmitting)
- 60 assorted disc condensers 5 assorted relays
- 150 assorted resistors (cut leads but long enough to work with)
- 100 assorted 1/2 W resistors 80 assorted 1W resistors
- Grab Bag Special—5 lbs. of exciting and exotic electronics parts
- 5 assorted transformers (some worth \$10. \$12) Order Any 5 Kits And Get The 6th FREE!

Terms: send check, money order or cash with order. Include extra for postage. Minimum order, \$2.00.

All prices F.O.B. shipping point.

CATALOGUE FREE! Just Write To:

EDLIE ELECTRONICS, INC.

2700 Hempstead Turnpike Levittown, N.Y. 11756

Circle 133 on reader's service card

"ARCTURUS" SALE

• Tube cartons 6AU6 etc. size, \$2.15 per 100. 6SN7 etc. size, \$2.55 per 100. 5U4GB size, \$2.95 per 100. 5U4G size, .03¢ each.

• 7" 90° TV bench test picture tube with adapter. No ion trap needed. Cat. #78P7. \$7.99.

• Silicon rectifier, octal-based replacement for 5U4, 5V3, 5AS4, 5AW4, 5T4, 5V4, 5Z4. With diagram. Cat. #Rect 1. 99¢ each.

• 5 transistor circuit boards containing up to 6 transistors, plus diodes, resistors, capacitors, etc. Cat. #TB10. 99¢.

• Kit of 30 tested germanium diodes. Cat. #100. 99¢.

• RCA-110° flyback transformer, latest type. Includes schematic diagram applicable to any TV. Cat. #BR-1. \$2.99.

• Color yokes, 70° for all round color CRT's. Cat. #XRC70. \$12.95. 90° for all rectangular 19 to 25" color CRT's. Cat. #XRC90. \$12.95.

• Transistorized U.H.F. tuners used in 1965 to 1967 TV sets made by Admiral, RCA, Motorola, etc. Removable gearing may vary from one make to another. Need only 12 volts d.c. to function. No filament voltage needed. Easy replacement units. Cat. #U.H.F.567. \$4.95.

• U.H.F. Tuner-original units as used in TV sets such as RCA, Admiral, etc. covering channels 14 through 82, as part #94D173-2. Complete with tube. Drive gearing is removable. Can be used in most sets. Cat. #U.H.F. 3—\$4.95.

• F.M. tuner-Hi/Fi amplifier tuning unit. Tunes from 88 to 108 mc. Contains two 10.7 Mc. I.F. transformers, one 10.7 sound discriminator, R.F. oscillator and mixer stages and 12DT8 tube. I.F.'s are standard "K" type. Circuit diagram for building F.M. radio is included. Also plan for building F.M. tuner. Sam's photofact #620 shows 2 applications, 1 for radio, 1 for Hi-Fidelity tuner and amplifier. Cat. #FM-20. \$4.95.

Send for our free catalog listing thousands of similar best buys in tubes, parts, kits, transistors, rectifiers, etc. Orders under \$5.00—\$1.00 handling charge. Include 4% of dollar value of order for postage. Canadian postage \$1.00 extra.

ARCTURUS ELECTRONICS CORP.

502-22nd St., Union City, N.J. 07087 Dept. MRE

Phone: 201-UN 4-5568

Circle 134 on reader's service card

Discharge IGNITION, PHOTOFLASH. Free catalog parts, kits. TRANSPARK, Carlisle, Mass. 01741

RADIO & TV TUBES 33¢ each. One year guaranteed. Plus many unusual electronic bargains. Free catalog. CORNELL, 4217-E University, San Diego, California 92105

RECEIVING & INDUSTRIAL TUBES, TRANSISTORS, All Brands—Biggest Discounts. Technicians, Hobbyists, Experimenters—Request FREE Giant Catalog and SAVE! ZALYTRON, 469 Jericho Turnpike, Mineola, N.Y. 11501

JAPANESE ELECTRONICS NEW PRODUCTS MONTHLY! Only \$1. Satisfaction/Refund. DEE 10639-RE Riverside, North Hollywood, Calif. 91602

OSCILLOSCOPE improvement kits. High speed Triggersweep eliminates sync problems. Dual trace FET switch displays two wave-forms together. SOLID-STATE SERVICES, P.O. Box 901, Cupertino, California 95014

New Sensitive TREASURE METAL DETECTORS. New low prices. Professional models from \$29.95 to \$129.50. Write for free catalog today. JETCO ELECTRONICS, Box 132-RE, Huntsville, Texas. 77340

CONVERT any television to sensitive Big-Screen Oscilloscope. Only minor changes required. No electronic experience necessary. Illustrated plans \$2.00. RELCO-A25, Box 10563, Houston, Texas 77018

New TELETYPE TRANSMITTER DISTRIBUTORS Fox and Ry testing model 14 and 20 Manufacturer Teletype Corp. Large Supply \$40.00 ea. F.O.B. Anchorage Alaska, BRADS, Klatt Box 10000 Anchorage, Alaska

RADIO-TELEVISION DIAGRAMS, 50-pound carton, prepaid, \$19.95. BIETMAN, 1760 Balsam, Highland Park, Ill. 60035

REGULATED POWER SUPPLIES, all transistor, needs filament transformer. Adjustable ranges 6-15V. 600 MA \$2.75, 1 IMP \$3.98, 4 AMP \$8.50 Dimmer, Motor Control Kit \$3.98. Photocell Triac Control Kit \$2.75. GE Triac 10-AMP \$1.75. Agastat Time Delay Relays \$3.98. Phono Motors. Catalogue. MURPHY, 204 Roslyn, Carle Place, N.Y. 11514

AUDIO — HI-FI

WRITE for highest discounts on components, recorders, tapes, from franchised distributors. Send for FREE monthly specials. CARSTON, 1686-R Second Ave. N.Y.C. 10028

HI-FI COMPONENTS, Tape Recorders, at guaranteed "WE will not be undersold" prices. 15-day moneyback guarantee. Two-year warranty. NO Catalog. Quotations Free. HI-FIDELITY CENTER, 239R East 149th St., N.Y., N.Y. 10451

MAIL ORDER

SHOPPING MART UNUSUAL VALUES

A selection of products available by mail for readers of Radio Electronics. All merchandise sold on a money-back guarantee. Order direct by Stock No. Send check or M. O.

SEE YOUR MUSIC IN DAZZLING ACTION with



Music Vision Dramatic Breakthrough In Audio-Visual Enjoyment

Now You can have a thrilling psychedelic "see-in" right in your own home, club, school or business—in fact—anywhere you want to add sensational "mod" effects. Colored light beams dance and prance, whirl and swirl in perfect time with the music—each individual note creating its own unique twisting, radiating shape. Adds a spectacularly wild, new dimension to the world of music and entertainment. Combines electronics, science and art with dramatic results.

Attaches in seconds to your radio, tape recorder, hi-fi or stereo with two alligator clips. Can be used on small screens, large walls, stages and whole auditoriums. Build your own Music Vision* with low-cost Do-It-Yourself Kit. Loads of fun! Fast! Easy! All you need is a light source. If you don't have one, the versatile Edmund 35mm 500 Watt Projector is a terrific bargain. All kinds of other uses too—set up to accept motorized accessories. Also available in 15" x 15" x 27" Walnut Cabinet Model, Tube Unit, or 8" and 12" Sets which include encased 8" or 12" Motorized, Color Wheel and set of apertures for use with your own 35mm projector. Large 12" set provides fabulous effects for commercial applications.

Order by stock number listed below. Money-back guarantee. Complete information in new catalog. If you want additional details now, send 25¢ in coin for fully illustrated, 16-page booklet No. 0066-EH "Introduction to Music Vision*." ■ 8" DO-IT-YOURSELF KIT, Stock No. 71.009EHL, \$22.50 Ppd. ■ EDMUND 500 Watt 35mm PROJECTOR, Stock No. 71.005EHL, \$24.50 Ppd. ■ 8" SET (Motorized), color wheel, apertures) Stock No. 1.030EHL, \$45.00 Ppd. ■ 12" SET (Same as above w/larger Motorized), Stock No. 71.032EHL, \$57.50 Ppd. ■ WALNUT VENEER-RED CABINET MODEL, Stock No. 85.181EH, \$99.50 F.O.B.

* Patent pending.



NEW SURPLUS NI-Cd BATTERIES

Save more than 50%. Long life—accept 300 charge and discharge cycles. 1.25 volts per cell—750 milliamperes hours capacity. Excel. charge retention. Hermetically sealed. Indefinite storage life. Multiple cells welded in series—easily cut. Combine to form btry. 1/4" dia. x 1 5/8" high. Spec. price for 100 up. Low-cost charger separate.

Order #	Cells	DC Volt	Price Ppd.
40,986EH	1	1.25	\$1.50
40,987EH	2	2.50	2.75
60,633EH	3	3.75	3.60
60,634EH	4	5.00	4.80
60,703EH	(Battery Charger)		3.25



NEW LOW-COST GEM TUMBLER

Become a rockhound! Fascinating hobby... loads of fun, inexpensive, easy. Make jewelry of all kinds—decorative bookends, table tops, etc. Simply tumble-finish readily available gemstones... then polish to high lustre... brings out beautiful colors. Rugged 3-lb. tumbler w/continuous duty motor compares to units selling for many times its price.

Stock No. 70.874EH	\$10.75 Ppd.
6-LB. ROCK ASSORTMENT (10 TYPES)	
Stock No. 70.868EH	\$ 9.00 Ppd.

GET FREE CATALOG



148 PAGES — 1000's OF BARGAINS

Completely new 1969 edition. New items, categories, illustrations, dozens of electrical and electromagnetics parts, accessories. Enormous selection of Astronomical Telescopes, Microscopes, Binoculars, Magnifiers, Magnets, Lenses, Prisms. Many war surplus items for hobbyists, experimenters, workshops, factory. Mail coupon for catalog "EH".

NAME.....
ADDRESS.....
CITY.....
STATE.....ZIP.....

ORDER BY STOCK NUMBER • SEND CHECK OR MONEY ORDER • MONEY-BACK GUARANTEE

EDMUND SCIENTIFIC CO. 300 EDSCORP BUILDING BARRINGTON, NEW JERSEY 08007

Circle 135 on reader's service card

YOUR SERVICE AND QUALITY LEADER

We promise to supply you with the highest quality products at the most attractive prices with the fastest service in the industry.

AVALANCHE MODE TRANSISTORS, used for TRIGGERING SCR's & TRIACS with diagrams. 3/\$1.00

ZENERS

1 Watt 6.8-680V	\$.40
10 Watt 6-200V	\$.75

MOUNTING HDWE KITS

These kits are used to mount our SCR's, zeners, & rectifiers etc. 6 x 32 stud 6 sets/\$1.00 1/4 x 28 stud 4 sets/\$1.00

1 AMP CONTROLLED AVALANCHE RECTIFIERS

PRV AMP	(top hat & epoxy replacements)
100 .07	
200 .09	
400 .12	
600 .18	
800 .22	
1000 .35	

PRV	100	200	300	400	500
	.90	1.40	1.75	2.25	2.60

CADMIUM SELENIDE PHOTO CONDUCTIVE CELLS. Dark resistance of 500 megohms, Sensitivity of 1-4.99 μ A/ft candle with data sheet \$1.00

500 Hf₂ PLASTIC TRANSISTORS (NPN) TO-18, S1 unit sim to 2N3565. 4/\$1.00

HIGH-VOLTAGE NPN 150V VBCBO at 2.5A, hi gain in TO-66 pack \$.75

TRIACS

TO-66 5 AMPS

PRV	100	200	300	400	500
	.90	1.40	1.75	2.25	2.60

SILICON POWER RECTIFIERS

PRV	3A	12A	40A
100	.09	.30	.75
200	.16	.50	1.25
400	.20	.70	1.50
600	.30	1.00	1.80
800	.40	1.25	
1000	.55	1.50	

SILICON CONTROL RECTIFIERS TO-66 pack Studs

PRV	3A	7A	20A	70A
50	.35	.45	.70	
100	.50	.65	1.00	4.00
200	.70	.95	1.30	8.00
300	.90	1.25	1.70	
400	1.20	1.60	2.10	12.00
500	1.50	2.00	2.50	
600	1.80	2.40	3.00	16.00
700	2.20	2.80	5.00	

POST OFFICE BOX 74D SOMERVILLE, MASS. 02143 TELEPHONE (617)547-4005

Send For Our Fall Catalog Featuring Transistors and Rectifiers 325 Elm Street, Cambridge, Mass.

INTEGRATED CIRCUITS



LINEAR CIRCUITS

FM IF AMPLIFIERS	\$.90
702C WIDE BAND DC AMPL.	\$3.50
709C OPERATIONAL AMP.	\$4.50
710C HI SPEED DIFF. COMPARATOR	\$5.00
711C DUAL COMPARATOR	\$5.50

DIGITAL RTL CIRCUITS

2-914 QUAD 2 INPUT GATE	\$1.25
900 BUFFER	\$1.25
925 DUAL 2 INPUT GATE EXPANDER	\$1.25
923 JK FLIP FLOP	\$1.25

NEON LIGHT of NIXIE TUBE DRIVERS. An NPN, TO-18, Si Transistor with a V_{CEO} of 120 3/\$1.00

UNIUNCTIONS

Similar to 2N2419 Rbb of 5-7, stand off ratio of .6 and I_p of 12, with data sheet \$1.50

Silicon Control Rectifiers TO-66 pack Studs


PRV	3A	7A	20A	70A
50	.35	.45	.70	
100	.50	.65	1.00	4.00
200	.70	.95	1.30	8.00
300	.90	1.25	1.70	
400	1.20	1.60	2.10	12.00
500	1.50	2.00	2.50	
600	1.80	2.40	3.00	16.00
700	2.20	2.80	5.00	

Terms: FOB Cambridge, Mass. Send check or Money Order. Rate companies 30 days net. Include Postage, Average Wt. per package 1/2 lb. No COD's. Minimum Order \$3.00

Circle 136 on reader's service card

LIKE MUSIC WITHOUT COMMERCIALS?

The SCA-2B Sub-Carrier Adapter makes it possible for you to enjoy the background music transmitted on a 67KHz sub-carrier on many FM stations. (These programs cannot be heard on a FM set without an adapter) In the US there are approximately 400 FM stations authorized by the FCC to transmit the 67KHz programs. If you are within 50 miles of a city of 100,000 or more, it is probable that you are within the satisfactory reception range of one or more of these stations. If in doubt write for a list of such stations in your area.



Patent Pending
Sub-Carrier Adapter, Model SCA-2B with two 36" shielded cables. Price \$39.95.
117 Volt AC Operated Power Supply, PS-9, Price \$4.95.

SCA-2B FEATURES

SIZE: 4" x 2 7/8" x 1 1/2". • Simple plug-in connections to your FM tuner/amplifier. (If your FM tuner does not have a multiplex output jack, we supply hook-up information). • No installation adjustments • All silicon transistors • Operates from our PS-9 Power Supply or 6 to 12 volts D.C.

One Year Factory Guarantee

For Custom Installations: Completely Wired SCA-2 PC card (size: 2 1/2" x 3" x 3/4") with installation instructions for \$34.95. Also available SCA-2 installed in AC operated Panasonic 7-Transistor AM-FM Radio Model R-E6137 \$59.95.

Write for Dealer Quantity Discounts.

Commercial use of these units is not advised, unless the consent of the originating station is obtained.

Send order to KENZAC Co.
P.O. Box 66251, Houston, Texas 77006

Circle 137 on reader's service card

MARKET CENTER

RENT 4-track open reel tapes—all major labels —3,000 different—free brochure. STEREO-PARTI, 55 St. James Drive, Santa Rosa, Ca. 95401

SPEAKER REPAIR. Hi-Fi, guitar, organ speakers reconed good as new at fraction of new speaker price. For details and Reconing Center in your area write WALDOM ELECTRONICS, INC. 9155-4, Dept. RE. 4625 W. 53rd St., Chicago, Ill. 60632

INVENTIONS & PATENTS

INVENTIONS WANTED. Patented; Unpatented. GLOBAL MARKETING, 2420-AE 77th Ave., Oakland, Calif. 94605

MANUFACTURERS NEED NEW ITEMS! B. F. Goodrich, Black & Decker, South Bend Tackle and other million dollar corporations have authorized us to locate new products. For details regarding development, sale, licensing of your patented/unpatented invention, write: THE RAYMOND LEE ORGANIZATION, 230-U Park Avenue, New York City 10017

GOVERNMENT SURPLUS

JEEPS Typically From \$53.90 . . . Trucks From \$78.40 . . . Boats, Typewriters, Airplanes, Multimeters, Oscilloscopes, Transceivers, Electronics Equipment, Used. 100,000 Bid Bargains Direct From Government Nationwide. Complete Sales Directory and Surplus Catalog \$1.00 (Deductible First \$10.00 Order). SURPLUS SERVICE, Box 820-REL, Holland, Michigan 49423

WRITE NOW FOR FREE 1969 CATALOG
McGEE RADIO COMPANY

1001 BARGAINS IN SPEAKERS—PARTS
TUBES—HIGH FIDELITY COMPONENTS
RECORD CHANGERS—TAPE RECORDERS—KITS
EVERYTHING IN ELECTRONICS.
1901 McGee St., Kansas City RE, Missouri 64108

ONE YEAR GUARANTEE!
TUBES!

33¢
PER TUBE

100 OR MORE TUBES

30¢ ea.

Special!
With Every \$10 Order

25¢ PER TUBE

Your Choice Of These Sizes
6AG5 6SN7
6WA 6CB6
6A6 6J6

6D6	OZ4	6AU4	6X4
6DA4	1B3	6AU5	6X8
6DE6	1H5	6AV6	7B6
6DQ6	1J3/1K3	6AV6	7C5
6EA7	1L4	6AW8	7N7
6EM5	1T4	6AX4	7Y4
6F6	1U4	6BA6	10DE7
6FQ7	1X2	6BC5	12AE6
6GH8	3BZ6	6BG6	12AT7
6H6	3DG4	6BJ6	12AU7
6J5	5U4	6BL7	12AX7
6J6	5U8	6BN4	12BA6
6K6	5V4	6BN6	12BE6
6S4	5Y3	6BN8	12BH7
6SA7	6A6	6BQ6	12C5
6SH7	6AB	6BQ7	12SN7
6SJ7	6AB4	6BZ6	12W6
6SK7	6AC7	6C4	25L6
6SL7	6AF4	6C6	25Z6
6SN7	6AG5	6CB6	35W4
6SQ7	6AK5	6CD6	84/6Z4
6U7	6AL5	6CG7	56B7
6U8	6AN8	6CG8	6350
6V6	6AQ5	6CM7	6463
6WA	6AT6	6CZ5	7044
6W6	6AT8		

Tubes are New or Used and So Marked. Lab Tested. Ind. Boxed. Branded & Code Dated

Prestige & Success as an
ELECTRONICS EXPERT!



HOME STUDY COURSES
TV SERVICING \$3.50

RADIO SERVICING \$3.00

BOTH COURSES \$6.00

2 STATION INTERCOM

12⁹⁵

A.C. 110 VOLT TRANSISTORIZED INTERCOM!

ONE YEAR GUARANTEE!
DUMONT TUBES!



Brand New Except Glass!

TUBE TYPE	DUD DEP.	TUBE PRICE
19XP4	3.00	21.95
21AMP4	1.00	14.95
21CBP4	1.00	14.95
21CEP4	3.00	18.95
23FP4	5.00	24.95
21FJP22	20.00	35.00
23EGP22	35.00	79.95
25AP22	27.50	119.95
23AHP4	5.00	99.95
24AEP4	1.00	24.95
		22.95

Please remit full tube price plus dud deposit with order. Dud deposit will be returned immediately upon postpaid return of dud. No C.O.D.'s on picture tubes. All duds returned for refund must be under full vacuum.

FREE! CORNELL'S NEW CATALOG! WRITE FOR YOUR COPY TODAY!

RED & BLACK TUBE CARTONS

High Gloss, Clay Coated, Built in Diag. Partitions

SIZE	TUBE SIZE	10 CARTONS	100 CARTONS
MIN.	6AU6	.29	2.59
GT.	6SN7	.39	3.49
LG.GT	5U4GB	.59	5.29
G.	5U4G	.89	7.99

NO SUBSTITUTIONS WITHOUT YOUR PERMISSION!
YOUR ORDER FREE IF NOT SHIPPED WITHIN 24 HRS.

Terms: Orders over \$5.00: Add 3¢ per tube shipping. Prepay in full and avoid C.O.D. charges. Send \$3.00 deposit on C.O.D. orders. Orders under \$5.00: Add 3¢ per tube plus 50¢ handling. Canadian and Foreign Orders: add approx. postage. No C.O.D. orders. Combine varied orders to bring order over \$5.00.

CORNELL

DEPT. RE-10 4217 UNIVERSITY
SAN DIEGO, CALIFORNIA 92105

Circle 138 on reader's service card

EDUCATION/ INSTRUCTION

FCC First Class License in six weeks—nation's highest success rate—approved for Veterans Training. Write **ELKINS INSTITUTE**, 2603E Inwood Road, Dallas, Texas 75235

HOME STUDY COURSES in Logic Design, Pulse and Digital Circuits, Digital Computer Design, and Feedback Systems. Send for free catalog. **EDUCATION FOR CAREER ADVANCEMENT**, P.O. Box 31, Mineola, New York 11501. (Licensed as a correspondence school by the New York State Education Department.)

B. SC. ENGINEERING MANAGEMENT—Correspondence Course Prospectus \$1. **CANADIAN INSTITUTE OF SCIENCE & TECHNOLOGY**, 263E Adelaide St. W., Toronto.

FCC FIRST CLASS PHONE LICENSE in six weeks. \$333.00 complete tuition. Guaranteed. Write **ELECTRONICS INSTITUTE**, 2202 West Erwin, Tyler, Texas 75701

Accredited Canadian **ELECTRONICS TRAINING**, day, night, home study courses. Free booklet. **RADIO COLLEGE OF CANADA** 461 King St. West, Toronto 2B, Ontario, Canada

RADIO ANNOUNCING Learn by tape, \$1.00. **JACK**, 207 King Drive, Jackson, Mississippi 39208

FIND BURIED TREASURE!

10-DAY MONEY BACK GUARANTEE

TREASURE PROBE

\$18.88 PPD

ALL TRANSISTORIZED

3 ft. portable detector finds buried metal objects, Signals location with loud audible sound. Detects gold, silver, metallic ore and nuggets of all kinds. Find lost coins, jewelry, indian artifacts, civil war souvenirs. Treasureprobe guaranteed to equal detectors selling to \$150 or your money back. Absolutely complete, sensitive earphone. 9v battery, nothing else to buy!

TO ORDER: Send check, cash or money order, \$5.00 deposit for COD in N.J. add 57% tax. **TREASUREPROBE Dept. RBE**, P.O. Box 228, Toms River, N.J. 08753

HEAVY DUTY WELDER

Does work of \$85.00 welder yet costs only **1895** POST PAID

Fits ordinary 110V outlet
3 welding heats



Weld, braze, solder or cut most anything made of metal. No experience needed. Follow simple instructions. Uses standard 1/4" rods to weld iron, steel, brass, bronze, aluminum, other metals. 3 welding heats... not just one as with other low priced models. New HEAVY DUTY circuit gives higher heat... 4 times the heat needed to melt toughest iron. More welding power than ever before. Comes complete with welder's mask, \$2.00 pack of rods, flux, carbons, automatic arc striker, etc. **NOTHING ELSE TO BUY**. Approved for homes, garages, shops, factories. 10 day MONEY BACK trial. Guaranteed against burnouts. Send \$2.00 and pay \$16.95 plus small C.O.D. when delivered, or send \$18.95 cash, c.k., M.O. for postpaid shipment. **WEL-DEX MFG. CO.**, Dept. W-38, Box 10776, Houston, Texas 77018

CHEMTRONICS COLOR-LUBE

SPECIALLY FORMULATED TUNER CLEANER FOR COLOR TV TUNERS

Accept no substitutes



CLASSIFIED COMMERCIAL RATE (for firms or individuals offering commercial products or services): 60¢ per word . . . minimum 10 words.

NON-COMMERCIAL RATE (for individuals who want to buy or sell personal items) 30¢ per word . . . no minimum.

Payment must accompany all ads except those placed by accredited advertising agencies. 10% discount on 12 consecutive insertions, if paid in advance. Misleading or objectionable ads not accepted. Copy for December issue must reach us before October 7th.

WORD COUNT: Include name and address. Name of city (Des Moines) or state (New York) counts as one word each. Zone or Zip Code numbers not counted. (We reserve the right to omit Zip Code if space does not permit.) Count each abbreviation, initial, single figure or group of figures or letters as a word. Symbols or groups such as 8-10, COD, AC, etc., count as one word. Hyphenated words count as two words. Minor over-wordage will be edited to match advance payment.

CLASSIFIED ADVERTISING ORDER FORM

1	2	3	4	5
6	7	8	9	10
11	12	13	14	15
16	17	18	19	20
21	22	23	24	25
26	27	28	29	30
31	32	33	34	35

No. of Words { @ .30 Non-Commercial Rate } = \$
 { @ .60 Commercial Rate }

Total Enclosed \$

Insert _____ time(s)

Starting with _____ Issue

Payment must accompany order unless placed through accredited advertising agency 28

NAME _____

ADDRESS _____

CITY _____ STATE _____ ZIP _____

SIGNATURE _____

MAIL TO: RADIO-ELECTRONICS, CLASSIFIED AD DEPT., 200 PARK AVE. SOUTH, NEW YORK, N.Y. 10003

Buy 10 PAKS & CHOOSE 1 FREE

- \$25 SURPRISE PAK: transistors, rect. diodes, etc. \$1
- 6 ONE AMP PIV RECTIFIERS, silicon top hat \$1
- 2- CLAIRES PHOTO ELECTRIC CELL, Holly must \$1
- 50 GERMANIUM GLASS DIODES, 1N34, 1N48 no test \$1
- 40 TOP HAT SILICON RECTIFIERS, no test asst values \$1
- 25 EPOXY RECTIFIERS, silicon asst. no test \$1
- 40 PRECISION RESISTORS, 1/4-2W, 1% asst values ... \$1
- 30 TRANSISTORS, rf, if, audio, osc, no test \$1
- 10 TUBULAR CONDENSERS, to .5mf to 1K V, asst ... \$1
- 50 DISC CONDENSERS, to .05mf npo, temp coef, asst \$1
- 60 TUBE SOCKETS, receptacles, plugs, audio, etc. ... \$1
- 30 POWER RESISTORS, to 25 watts, to 24K ohms ... \$1
- 3 2N3568 NPN TRANSISTORS, 200mc, 200V, 200hf. \$1
- 3 2N3563 TRANSISTORS, npn, 600mc, 100hf, epoxy \$1
- 10 VOLUME CONTROLS, to 1 meg, switch too! \$1
- 10 ELECTROLYTICS, to 100mf, tubulars too, asst ... \$1
- 50 RADIO & TV KNOBS, asstd colors & styles \$1
- 10 TRANSFORMER ELECTROLYTICS to 100mf, asst values \$1
- 50 COILS AND CHOKES, if, rf, ant, osc, peaking, etc \$1
- 65 HALF WATTERS, to 1 meg, 5% popular values too \$1
- 60 HI-QUALITY RESISTORS, 1/2, 1, 2W asst values ... \$1
- 10 RCA PHONO PLUGS & JACK SETS, tuners, etc. \$1
- 4 INTEGRATED CIRCUITS, gates, etc. no test \$1
- 2-PC INFRA-RED DETECTOR & FILTER SET science prof \$1
- 2 FIELD EFFECT TRANSISTORS, n channel, hobby ... \$1
- 50 TERMINAL STRIPS, 1 to 8 lug types \$1
- 3 PHOTO ELECTRIC CELLS, hi. imp., schematic \$1
- 3 TRANSFORMER AMPLIFIER, WIRED, 3x2x3/4" schematic \$1
- 10 PRINTED CIRCUIT BOARDS, copper clad, 100 uses \$1
- 10 TRANSISTOR SOCKETS, for pnp & npn types \$1
- 10 PANEL SWITCHES, toggle, slide, micro, rotary .. \$1
- 4 TRANSFORMER TRANSFORMERS, asst, worth \$25 ... \$1
- 5 RAYTHEON CK-722 TRANSISTORS, pnp, most pop \$1
- 5 G.E. 2N107 TRANSISTORS, pnp, audio ckts \$1
- 6 "IBM" COMPUTER BOARDS, many trans, diodes. \$1
- 40 "MICRO" CONDENSERS, for transistor circuitry \$1
- 3 1/4W. EPOXY TRANSISTORS, npn, silicon, B-5000. \$1
- 15 3 to 12 AMP STUD RECTIFIERS, up to 600 PIV ... \$1

FAIRCHILD ** BRAND NEW! "FLAT PAK" RTL

- ### INTEGRATED CIRCUITS \$1.49
- 900 Buffer \$1.49
 - 903-903* 3 Input Gate \$1.49
 - 904-904* Half Adder \$1.69
 - 914-914* Dual 2 Input Gate \$1.49
 - 923 JK Flip Flop \$1.69
 - 923-923* JK Flip Flop \$1.98
 - 927 Quad Inverter \$1.49

*First time anywhere two identical IC's in one package, example 923-923 contains two separate JK flip-flops in one package. 914's and 923. We include 50 uses. ** Licensed 1/4" x 1/4"

LINEAR AMPLIFIERS with circuits & data

- 702C WIDE BAND DC \$3.98
- 703H RF-IF-FM \$1.49
- 709C HI-GAIN OPERATIONAL \$3.98
- 710C HI-SPEED DIFF. COMP. \$3.98
- 711C DUAL COMPARATOR \$4.98

1 AMP TOP HAT AND EPOXIES

PIV	SALE	PIV	SALE	PIV	SALE
50	.05	800	.19	1800	.87
100	.07	1000	.31	2000	1.05
200	.08	1200	.44	3000	1.60
400	.11	1400	.62	4000	1.90
600	.16	1600	.72	10000	4.80

Terms: add postage. Rated: net 30, cod's 25%
 Phone Orders: Wakefield, Mass. (617) 245-3829
 Retail: 211 Albion, St., Wakefield, Mass.

GIANT 'XMAS' CATALOG ON: Parts, Rectifiers, Transistors, SCRs, I.C.'s, Equipment, Etc. **10¢**

POLY PAKS P.O. BOX 942R LYNNFIELD, MASS. 01940

Circle 140 on reader's service card

The Model 6000 Modular Frequency Meter will measure frequencies 10 KHz to 600 MHz with .000125% accuracy. Special plug-in modules allow the instrument to be used as an audio frequency meter from 500 Hz to 20 KHz full scale and in addition to be used as a dc voltmeter (10,000 ohms/volt).

The wide variety of plug-in oscillator accessories and range modules makes the Model 6000 adaptable to a number of jobs in the field and in the laboratory. Portable, battery operated with rechargeable batteries.

Model 6000 with 601A charger, less plug-in modules\$195.00

INTERNATIONAL MODEL 6000 FREQUENCY METER

measures frequencies 10 khz to 600 mhz with accuracy as close as .000125%




Range Modules (Mixers)
\$25.00 to \$45.00 each

Oscillator Modules
(Crystal Controlled For
Frequency Measurement)
\$30.00 to \$90.00 each

Special Modules
Audio Frequency \$45.00
DC Voltmeter 25.00



where accuracy counts!



- a. Range Modules
- b. Oscillator Modules

... For complete information write International today.



Circle 149 on reader's service card

The name of the game was hide and seek.

The good color picture hides. The viewer looks for it. And sometimes it takes quite a while to find. The good sound drifts, and between rotor and tuning dial the search for a perfect stereo balance begins again.

Well now all that time-wasting and bother is over. Because CDE invented the Autorotor™ system. It's more than an ordinary rotor. Buttons are easily set for clear, bright, perfect color pictures. And pure stereo sound. There are five and they allow you to pre-set 10 to 15 channels. Leave one channel and whenever you choose to return to it, just press the button again.


CDE's famous heavy-

duty Bell Rotor gives you high repeatability and no antenna drift. It's an all-solid-state, silent operation. The Autorotor system's precision is within 1° and combining it with pushbutton electronic control, not mechanical control, makes it today's most advanced rotor.

CDE took another step forward in the Autorotor control design. They had William Snaith, of Loewy-Snaith, world famous designers, create the Autorotor console. He made it attractive. Made it so you can place it on a table top or shelf without it being an eyesore.

This is the story you can tell your customers to sell the top-of-the-line in rotors. The latest advance from the quality house of rotors — Cornell-Dubilier.

For complete information on new Autorotor write:



Circle 150 on reader's service card

CDE **CORNELL-DUBILIER**

50 Paris Street, Newark, New Jersey 07101
"Remember to ask what else needs fixing!"

All new from every angle ...RCA HI-LITE

You end all doubts and confusion when you specify RCA HI-LITE. Then you can be certain that here is the all-new replacement picture tube from the leader in Color TV. All-new glass...gun...the works.

OEM QUALITY from every angle: the same tubes that go into original equipment sets, incorporating the latest technology of the world's most experienced color picture tube manufacturer. Everything about them exudes know-how, confidence, leadership.

If you've set your sights on quality, then look to RCA HI-LITE for your replacement tube needs. Available in the broadest line of types in the industry from your Authorized RCA Distributor.

RCA Electronic Components,
Harrison, N. J.



RCA