

Radio- Electronics

APR. 1982 \$1.25

**BUYER'S GUIDE
SPECIAL SECTION
YOUR OWN COMPUTER**

**Build your own
VIDEO TITLER
YOUR OWN COMPUTER
BUYERS GUIDE
SOFTWARE**



- ★ Operating Systems
- ★ Level Basic
- ★ Processing
- ★ File Management
- ★ IBM
- ★ Osborne
- ★ Xerox
- ★ Pocket Computers

390736 DHM 09976093 GV A NOV82
 04
 MR ROBERT DAHM
 997 GRAND AV
 AURORA IL 60505



PLUS:
 Hobby Corner
 Service Clinic
 State-Of-Solid-State
 Communications Corner
 Equipment Reports

Weller®



Soldering, desoldering, fixed or portable, look for Weller!

The DS500 power vacuum desoldering station works with external air system. The DS100 provides identical desoldering performance linked with temperature controlled soldering capability.

The new portable DS600 offers you a compact self-contained vacuum/air pump desoldering unit.

Which one is for you?

from Cooper The Toolmaker.™




The Cooper Group

BOKER® CRESCENT® LUFKIN® NICHOLSON®
PLUMB® WELLER® WISS® XCELITE®

The Cooper Group
P.O. Box 728
Apex, NC 27502, U.S.A.
Tel: (919) 362-7510 Telex: 579497

CIRCLE 4 ON FREE INFORMATION CARD



TalkTalk™ *The world's first hands-free consumer mobile communication system lets you keep in touch while on the go.*

Do you remember the CB fad? Six years ago Americans jammed the air waves as everybody discovered the fun of personal communications.

But like all big fads, CB soon died. People hung up their mikes and gave CB back to the truckers who started the fad in the first place.

The personal communications fad is now back with an entirely new concept. TalkTalk is a headphone with a boom mike that lets you talk hands-free with someone else blocks away. Your voice activates a transmitter. When you stop talking, the transmitter automatically shuts off and you receive. The transmitter, receiver and power supply are located in a small case thinner than a pack of cigarettes which you wear clipped to your belt or placed in your pocket.

SAFER THAN HEADPHONES

You hear the receiver through an adjustable headphone which you comfortably wear over your right or left ear. This leaves one ear free to hear the sounds around you—much safer for outside activities than the popular stereo headphones.

You can now communicate, hands-free and in safety, while you cycle, hike, jog, work or play for up to one-half mile and all on a single 9-volt battery that lasts up to 8 hours of typical use. But there's much more.

An antenna circles the headphone so there's no ugly wire protruding from the top of your head and you keep your conversations private because the range is reduced to a block. But if you want to reach out to the unit's half mile range, simply unhook the antenna wire from its clamp and presto, you have an ugly wire protruding from the top of your head.

UNIT CAPTURES SIGNAL

TalkTalk was built in Japan with the same technology used in professional communication systems. For example, the system uses frequency modulation (FM) as opposed to the amplitude modulated signal used in CB. CB frequencies tend to get crowded—with powerful stations often talking on top of each other.

Not true with FM. The system's FM receiver uses a "capture effect," to reject all other signals letting you hear only the one signal closest to you. You capture a clear, crisp, easy-to-hear transmission. And since the Federal Communications Commission has set aside the TalkTalk's frequency of 49 megahertz for 100 milliwatt maximum power, no other higher power station will bury you. But wait, there's even more.

A voice-activated sensitivity switch lets you adjust your boom mike for all outside noise conditions—low for a motorcycle and medium or high for a bicycle. And a two-staged volume control lets you securely adjust the volume level with no fear of accidentally moving it.

You can keep the system's 6-ounce case in your vest pocket or clip it to your belt with its removable pager-styled clip. In fact, even the clip is impressive. It's a heavy-duty device that can be slipped off when you want to keep the unit in your pocket.

The boom portion of the mike is malleable. That means you can bend it in any direction and it will stay there. Wear the mike close to your mouth, far away, or even bend it out of the way completely.

Use your imagination. We used ours and came up with over 100 activities that make the TalkTalk useful or fun. Sure, the obvious ones like cycling, hiking, sports, work and play came easy. But how about using a pair in a shopping center to keep in touch? Or how about keeping in contact with your home while you walk the dog? TalkTalk can be used for outdoor treasure hunts, or by tour directors and ski instructors. The list goes on.

PLENTY OF UTILITY

And don't forget the surprise of contacting someone else on a TalkTalk like you used to on CB. If enough people use them, you'll be able to ride your bicycle down a path and meet other TalkTalkers as well. There are five separate channels to choose from. If you order a pair, we'll send you a matched frequency set. To order more on that frequency simply specify the frequency on your reorder form.

TalkTalk is manufactured by Standard Communications—an established manufacturer of professional two-way communications systems—assurance that your modest investment is well protected. The TalkTalk was designed for rugged use but if service is ever required, Standard's convenient service-by-mail center is as close as your mailbox.

To order your TalkTalk, send a check for **\$119.95** per unit (\$239.90 per pair) plus \$4.00 postage and insured delivery to the address below. Illinois residents please add 6% sales tax. Credit card buyers may call our toll-free number below. We'll send your TalkTalk complete with one 9-volt battery, headphone, transmitter/receiver, boom mike and complete instructions along with a one-year limited warranty.

GIVE IT A WORKOUT

When you receive your unit, really give it a workout. See how far you can transmit with the antenna up or down. Use it in a shopping center, on a bike ride or in your factory. See how comfortable it feels and how safe you feel with one ear free to hear outside sounds. Then decide if you want to keep it. If for any reason you are not satisfied, return your unit in its original condition within 30 days and we'll refund your money in full including \$4.00 postage and handling.

Every once in a while we discover a product that really is fun yet opens up a new dimension in convenience and utility. The TalkTalk is just that product. Order a pair at no obligation, today.

JS&A PRODUCTS
THAT THINK®

Dept. RA One JS&A Plaza
Northbrook, Ill. 60062 (312) 564-7000
Call TOLL-FREE 800 228-5000
In Nebraska Call 800 323-6400

© JS&A Group, Inc., 1981

Why use their flexible discs:

Athana, BASF, Control Data, Dysan, IBM, Maxell, Nashua, Scotch, Shugart, Syncom, 3M, Verbatim or Wabash

when you could be using

MEMOREX

high quality error free discs?

Product Description	Part #	CE quant. 100 price per disc (\$)
8" SSSD IBM Compatible (128 B/S, 26 Sectors)	3062	2.09
8" SSSD Shugart Compatible, 32 Hard Sector	3015	2.09
8" SSDD IBM Compatible (128 B/S, 26 Sectors)	3090	2.74
8" DSDD Soft Sector (Unformatted)	3102	3.14
8" DSDD Soft Sector (128 B/S, 26 Sectors)	3115	3.34
8" DSDD Soft Sector (1024 B/S, 8 Sectors)	3104	3.34
8" DSDD Burroughs B-80 Comp., 32 Hard Sector	3092	3.34
5 1/4" SSSD Soft Sector (Unformatted)	3401	1.94
5 1/4" SSDD Soft Sector w/Hub Ring	3481	2.34
5 1/4" SSDD 10 Hard Sector w/Hub Ring	3483	2.34
5 1/4" SSDD 16 Hard Sector w/Hub Ring	3485	2.34
5 1/4" DSDD Soft Sector w/Hub Ring	3491	3.09
5 1/4" DSDD 10 Hard Sector w/Hub Ring	3493	3.09
5 1/4" DSDD 16 Hard Sector w/Hub Ring	3495	3.09

SSSD = Single Sided Single Density, SSDD = Single Sided Double Density
DSDD = Double Sided Double Density

Memorex Flexible Discs...The Ultimate in Memory Excellence

Quality

Memorex means quality products that you can depend on. Quality control at Memorex means starting with the best materials available. Continual surveillance throughout the entire manufacturing process. The benefit of Memorex's years of experience in magnetic media production, resulting, for instance, in proprietary coating formulations. The most sophisticated testing procedures you'll find anywhere in the business.

100 Percent Error Free

Each and every Memorex Flexible Disc is certified to be 100 percent error free. Each track of each flexible disc is tested, individually, to Memorex's stringent standards of excellence. They test signal amplitude, resolution, low-pass modulation, overwrite, missing pulse error and extra pulse error. They are torque-tested, and competitively tested on drives available from almost every major drive manufacturer in the industry including drives that Memorex manufactures. Rigid quality audits are built into every step of the manufacturing process and stringent testing result in a standard of excellence that assures you, our customer, of a quality product designed for increased data reliability and consistent top performance.

Customer-Oriented Packaging

Memorex's commitment to excellent does not stop with a quality product. They are proud of their flexible discs and they package them with pride. Both their packaging and their labeling have been designed with your ease of identification and use in mind. The desktop box containing ten discs is convenient for filing and storage. Both box labels and jacket labels provide full information on compatibility, density, sectoring, and record length. Envelopes with multi-language care and handling instructions and and color-coded removable labels are included. A write-protect feature is available to provide data security.

Full One Year Warranty—Your Assurance of Quality Memorex Flexible Discs will be replaced free of charge by Memorex if they are found to be defective in materials or workmanship within one year of the date of purchase. Other than replacement, Memorex will not be responsible for any damages or losses (including consequential damages) caused by the use of Memorex Flexible Discs.

Quantity Discounts Available

Memorex Flexible Discs are packed 10 discs to a carton and 10 cartons to a case. Please order only in increments of 100 units for quantity 100 pricing. We are also willing to accommodate your smaller orders. Quantities less than 100 units are available in increments of 10 units at a 10% surcharge. **Quantity discounts** are also available. Order 500 or more discs at the same time and deduct 1%; 1,000 or more saves you 2%; 2,000 or more saves you 3%; 5,000 or more saves you 4%; 10,000 or more saves you 5%; 25,000 or more saves you 6%; 50,000 or more saves you 7% and 100,000 or more discs earns you an 8% discount off our super low quantity 100 price. Almost all Memorex Flexible Discs are immediately available from CE. Our warehouse facilities are equipped to help us get you the quality product you need, when you need it. If you need further assistance to find the flexible disc that's right for you, call the Memorex compatibility hotline. Dial 800-538-8080 and ask for the *flexible disc hotline* extension 0997. In California dial 800-672-3525 extension 0997. Outside the U.S.A. dial 408-987-0997.

Buy with Confidence

To get the fastest delivery from CE of your Memorex Flexible Discs, send or phone your order directly to our Computer Products Division. Be sure to calculate your price using the CE prices in this ad. Michigan residents please add 4% sales tax. Written purchase orders are accepted from approved government agencies and most well rated firms at a 30% surcharge for net 30 billing. All sales are subject to availability, acceptance and verification. All sales are final. Prices, terms and specifications are subject to change without notice. Out of stock items will be placed on backorder automatically unless CE is instructed differently. Minimum order \$50.00. International orders are invited with a \$20.00 surcharge for special handling in addition to shipping charges. All shipments are F.O.B. Ann Arbor, Michigan. No COD's please. Non-certified and foreign checks require bank clearance.

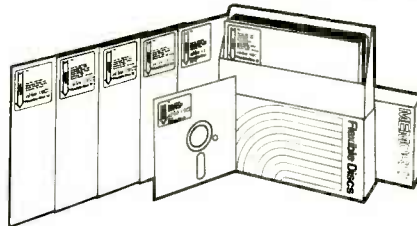
Mail orders to: **Communications Electronics**, Box 1002, Ann Arbor, Michigan 48106 U.S.A. Add \$8.00 per case or partial-case of 100 8-inch discs or \$6.00 per case or partial case of 100 5 1/4-inch mini-discs for U.P.S. ground shipping and handling in the continental U.S.A. If you have a MasterCard or Visa card, you may call anytime and place a credit card order. Order toll-free in the U.S. Call anytime 800-521-4414. If you are outside the U.S. or in Michigan, dial 313-994-4444. Order your high quality, error free Memorex discs today.

Copyright ©1982 Communications Electronics™

High Quality Error Free



Order Toll-Free!
(800) 521-4414
In Michigan (313) 994-4444



For Data Reliability—Memorex Flexible Discs

COMMUNICATIONS ELECTRONICS™

Computer Products Division

854 Phoenix □ Box 1002 □ Ann Arbor, Michigan 48106 U.S.A.
Call TOLL-FREE (800) 521-4414 or outside U.S.A. (313) 994-4444

CIRCLE 15 ON FREE INFORMATION CARD

www.americanradiohistory.com

SPECIAL SECTION

- 51 **YOUR OWN COMPUTER:** A buyer's guide to hardware and software.
- 53 **Bally Arcade**
- 55 **Commodore VIC-20**
- 57 **IBM Personal Computer**
- 62 **Osborne**
- 65 **NEC PC-8000**
- 67 **Sinclair ZX-81**
- 73 **Pocket Computers**
- 75 **Xerox**
- 77 **Disc Operating Systems**
- 80 **High Level Basic**
- 83 **Word Processing**
- 91 **Data Base Management**
- 97 **Utility Software**

BUILD THIS

- 39 **VIDEO TITLER**
Add titles to your home video movies with this microprocessor-based character and graphics generator. NTSC video output connects directly to your VCR. **Michel Champagne**
- 44 **SUPER SIREN**
Multi-mode siren is a great add-on to your burglar-alarm system. **William D. Kraengel, Jr.**
- 46 **6 UNIQUE PROJECTS FOR YOUR CAR**
Six projects for April 1.
Joseph Gartman and Martin Bradley Weinstein

TECHNOLOGY

- 5 **VIDEO ELECTRONICS**
Tomorrow's news and technology in this quickly changing industry. **David Lachenbruch**
- 14 **SATELLITE/TELETEXT NEWS**
The latest happenings in communications technology. **Gary H. Arlen**

CIRCUITS AND COMPONENTS

- 32 **NEW IDEAS**
An RF automobile locator
- 108 **HOBBY CORNER**
Several new sound generator IC's. **Earl "Doc" Savage, K4SDS**
- 114 **STATE-OF-SOLID-STATE**
A look at FET's and MOSFET's. **Robert F. Scott**

COMPUTERS

- 112 **COMPUTER CORNER**
Computers in education. **Les Spindle**

RADIO

- 110 **COMMUNICATIONS CORNER**
Digital communication is here. **Herb Friedman**

VIDEO

- 116 **SERVICE CLINIC**
An unusual overvoltage-protection circuit. **Jack Darr**
- 116 **SERVICE QUESTIONS**
R-E's Service Editor solves technicians' problems.

EQUIPMENT REPORTS

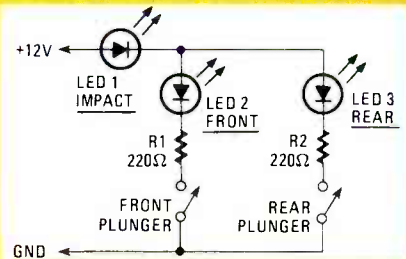
- 15 **Exact 514/514A Function Generator**
- 20 **Radio-Shack PC-50 Personal Copier**
- 21 **Microtek Bytewriter-1 Matrix Printer**

DEPARTMENTS

- | | |
|----------------------------------|-------------------|
| 10 Advertising and Sales Offices | 126 Market Center |
| 154 Advertising Index | 123 New Books |
| 124 April 1 New Products | 101 New Lit. |
| 10 Editorial | 119 New Products |
| 155 Free Information Card | 6 What's News |
| 28 Letters | |

ON THE COVER

The video titler is a graphics and alphanumeric character generator for the amateur videophile. Connect it to your VCR and video camera setup and use it to add titles to your home video movies. Get started today building this microprocessor-based video accessory. The story starts on page 39.



A SIMPLE COLLISION DETECTOR is just one of six easy-to-build projects for your car that were designed especially for April 1. Turn to page 46.



IBM's PERSONAL COMPUTER is just one of the many hardware systems covered in this month's special section. Both hardware and software are covered. Turn to page 51.

Radio-Electronics, (ISSN 0033-7862) Published monthly by Gernsback Publications, Inc., 200 Park Avenue South, New York, NY 10003. Second-Class Postage Paid at New York, N.Y. and additional mailing offices. One-year subscription rate: U.S.A. and U.S. possessions, \$13.00. Canada, \$16.00. Other countries, \$20.50 (cash orders only, payable in U.S.A. currency.) Single copies \$1.25. © 1982 by Gernsback Publications, Inc. All Rights reserved. Printed in U.S.A.

Subscription Service: Mail all subscription orders, changes, correspondence and Postmaster Notices of undelivered copies (Form 3579) to Radio-Electronics Subscription Service, Box 2520, Boulder, CO 80322.

A stamped self-addressed envelope must accompany all submitted manuscripts and/or artwork or photographs if their return is desired should they be rejected. We disclaim any responsibility for the loss or damage of manuscripts and/or artwork or photographs while in our possession or otherwise.

As a service to readers, Radio-Electronics publishes available plans or information relating to newsworthy products, techniques and scientific and technological developments. Because of possible variances in the quality and condition of materials and workmanship used by readers, Radio-Electronics disclaims any responsibility for the safe and proper functioning of reader-built projects based upon or from plans or information published in this magazine.


THE NEW TRIPLETT DMM FAMILY

performers.

New



MODEL 3400
\$125



MODEL 3410
\$140



MODEL 3450
\$150

GO DIGITAL . . .
CHOOSE FROM
3 HANDSIZE
MODELS

When you're shopping for digitals, be sure to check out these Triplet Digital Multimeters. They're loaded with extras that extend multimeter life and make your job a lot easier and safer.

MODEL 3400 . . . Overload protected to 600 volts on ALL ranges, Typical DC accuracy 0.2%, Hi/Low Power Ohms, Typical battery life 500 hours with low battery indication. Price only \$125.

MODEL 3410 . . . Overload protected to 1000 volts on volts and ohms with no fuse blow, Typical DC accuracy 0.2%, other features similar to Model 3400. Price only \$140.

MODEL 3450 . . . Audible continuity plus actual resistance reading, Overload protected to 1000 volts on volts and ohms with no fuse blow, Typical DC accuracy 0.15%, Hi/Low Power Ohms, Typical battery life 500 hours with low battery indication. Only \$150.

Triplet's over 75 years experience is evident in the engineering firsts included in these digital testers. Plus a full ONE YEAR WARRANTY. For a free no-obligation demonstration, contact your Triplet distributor, Mod-Center or Representative.

SAVE \$10.00

Purchase one of the Model 3400 Series DMM between March 15, 1982 and June 15, 1982 and receive a \$10.00 rebate.

TO RECEIVE REBATE, YOU MUST

1. Distributor identified, dated sales receipt (Non-returnable)
2. Warranty Card from back of Instruction Manual.
3. This completed form.

TO: Model 3400 Series Rebate Offer
Triplet Corporation
Bluffton, OH 45817

ADDITIONAL TERMS

Rebate requests must be postmarked by July 1, 1982, or returned refused. Offer good only in U.S.A. and void where prohibited, taxed or restricted by law. Distributors not eligible for rebate.

Allow 6-8 weeks for your rebate check.

REBATE OFFER

RE4

NAME _____
COMPANY _____
ADDRESS _____
CITY _____ STATE _____ ZIP _____

TTT TRIPLETT

Triplet Corporation, Bluffton, OH 45817
(419) 358-5015, TWX (810) 490-2400



Triplet performance . . .
a tough act to follow

CIRCLE 8 ON FREE INFORMATION CARD
CIRCLE 9 FOR in-Plant Demonstration

VIDEO ELECTRONICS

DAVID LACHENBRUCH
CONTRIBUTING EDITOR



COMPACT PROJECTION TV

Projection TV sales last year totaled 121,650 sets, an increase of 113% over 1980. Now giant-screen seems poised for an even bigger year, thanks to a new projection-TV system which could be offered by at least six, and possibly as many as nine different brands. It's known as "compact projection-TV," and the word "compact", of course, is relative. Compact projection, like its room-filling relative, uses three projection tubes; but with an new miniaturized three-lens optical system, it can be contained in a console that occupies little more floor space than a 25-inch model. The compact system uses the rear-projection principle, with a translucent screen at the front of the set, so it has a conventional direct-view TV appearance. It will be offered in sizes from 40 to 50 inches in diagonal screen measurement, and should be priced in the \$2,500 range. The new optics, with f/1 plastic lenses, are made by U. S. Precision Lens. Another type of compact TV, but working on a completely different principle, is Kloss Video's *Model Two*, the first "portable projection TV" (shown open and closed above). Weighing only about 60 pounds, it can be set up anywhere and projects a five-foot image on any flat, white surface. It uses the standard Kloss Novabeam tube/lens assemblies, and sells for \$2,000 without tuner. The project stands just four feet from the wall. The distance is set up by means of four light beams from the projector which converge into two when it is the optimum distance from the wall. Light output is claimed to be 200 lumens.

POOR MAN'S PICTUREPHONE

While the Japanese work with CCD, MOS, and charge-priming devices to get solid-state camera pickup-tubes; a Boise, Idaho Company is using dynamic RAM chips, claimed to cost 1/150 as much, as a solid-state camera imaging device. Micron Technology is turning out photosensitive RAM's, divided into two segments, each with 128 x 256 picture elements. It has built a "Photo-Phone" prototype using a standard Pentax 35mm camera body and lens. Hooked to a standard telephone and TV set, it produces two side-by-side pictures, so that telephoner can see himself and the other party on his TV screen. It's a slow-scan monochrome picture that can be changed every 30 seconds, and can be interfaced with a computer for permanent picture storage. The system is still under development, but Micron says the same camera can be used as a black-and-white motion video camera as well.

NEW VCR STANDARDS

VCR manufacturers have been meeting in Japan for almost a year now to develop new VCR standards while giving the appearance of *not* developing new VCR standards. It's a touchy proposition, because they don't want to upset sales of VHS and Beta half-inch machines by hints about a near-future new standard. So the talks are being camouflaged by calling the engineering committee the "super 8 group" and trying to confine any reference to the committee's work to its effort to come up with a format for portable VCR/camera combinations.

The proposed new format is designed for portables, but the general expectation is that eventually it will become a new standard for AC home machines as well.

WHAT'S NEWS

New television camera takes heat pictures

An experimental solid-state infrared camera that makes recognizable pictures of warm objects in a dark room has just been demonstrated by RCA. During the demonstration, the camera was able to picture veins in a human hand and detect residual thermal "fingerprints" on objects that had been touched by a hand.

The new research device responds to infrared (heat) waves much as an ordinary TV camera responds to light waves. Its heart is a high-performance solid-state imager, containing a 64 x 128 array of Schottky-barrier platinum silicide (PtSi) detectors integrated on a silicon substrate with charge-coupled (CCD) readout registers.

The development of an integrated circuit imager is a great step forward in heat detectors. Since those PtSi devices can be constructed with conventional IC technology, they can be produced at a much lower cost than earlier devices for heating imaging.

While the picture quality is far below commercial television standards, it is a vast improvement over pictures produced by

earlier, smaller imagers. That progress, according to Dr. Henry Kressel, Staff Vice President at RCA's Princeton, NJ, laboratories, indicates that the technology has the potential for approaching full-television resolution.

Novel player piano has unique features

An electronic, computerized player piano, introduced by Casio, is a 61-key instrument with 19 voices (pipe organ, flute, bassoon, etc.) as well as straight piano. It stores up to 345 melody notes and 201 accompaniment chords in its memory. Thus the user can play a tune, then flip a switch and hear it played back again.

A unique feature is the bar-code electronic scanner. Sheet music is printed in supermarket-type bar codes that are scanned with a light pen. That records the music in the instrument's memory, whence it can be played back by pressing a button.

The instrument is also used as a teaching tool. In the *Melody Guide* mode, prerecorded music is played back "silently," with lights lighting over the key



THE CASIO CT-701 player piano records music in its memory from a supermarket-type bar chart, scanned—also in supermarket fashion—with a light pen. It is also a teaching tool, lighting lights over each key the student should press in learning a piece of music.

corresponding to each note played. The learner simply follows the lights, pressing each lighted key to sound the correct note. After a few practice runs, the student memorizes the piece and no longer need the lights.

The new "piano," the CT-701, retails at \$998, and according to Casio, "is ideal for the individual who has a minimum amount of musical training." It boasts several additional features, including pitch control, vibrato and sustain effects, automatic accompaniments/bass chords, and an arpeggio effect. The melody can also be raised or lowered an octave.

Video may offer creative opportunities

The combination of computer and video technologies now taking place will not only revolutionize communications and the dissemination of information—it may be a boon to "many talented people," Sony's president Koichi Tsunoda told the recent New York World Television Festival.

"High-definition video," he said, "will raise the standards of video-picture quality to that of film. When that happens, it will cut costs for major film producers. More important, though,

it will make program producers out of many talented people who would otherwise have been prevented from using the medium because of cost."

Computerized video, by making possible the practical production of programs for smaller audiences, will offer another advantage to the independent artist: "Not only will independent program producers be able to produce programming for smaller and more specialized audiences, but they will also have more outlets to present the programs to these audiences, no matter what the size. This will represent a major step in the evolution of home video from a simple entertainment medium to a vital tool for day-to-day living," Mr. Tsunoda said.

Long regarded by many as "the natural enemy of intellectual development," he said, video may redeem itself and "emerge as the greatest source of information since the printed work."

CompuServe to work with Comp-U-Card

CompuServe Inc., a nationwide computer-service firm

continued on page 8



THIS CAMERA TAKES PICTURES WITH HEAT WAVES, much as an ordinary television camera does with light waves. Warm objects like scientist Gary Hughes' skin and lighted pipe show up white, while the mustache shows dark spots.



Introducing a direct line to a 60 MHz Tektronix scope built for your bench!

From the world's most respected name in oscilloscopes: a new scope, plus a new direct order number, that finally makes it practical to put Tektronix quality on your bench... at work or home.

Among professional engineers and technicians there is no substitute for the performance and reliability of Tektronix oscilloscopes.

Now, for the first time, Tektronix is offering an advanced scope at an unprecedented low price—and has a direct order line that lets you get your order processed today!

The scope: the 2213. Its radical new design brings you Tektronix quality for well below what you would pay for

lesser-name scopes.

The 2213's practical design includes 65% fewer mechanical parts, fewer circuit boards, electrical connectors and cabling. Result: a lower price for you plus far greater reliability.

Yet performance is pure Tektronix: there's 60 MHz bandwidth for digital and high-speed analog circuits. The sensitivity for low signal measurements. The sweep speeds for fast logic families. A complete trigger system for digital, analog or video waveforms. And new high-performance Tektronix probes are included!

2213 PERFORMANCE DATA

Bandwidth: Two channels, dc—60 MHz from 10 V/div to 20 mV/div. (50 MHz from

2 mV/div to 10 mV/div).

Sweep speeds: Sweeps from 0.5 s to 50 ns (to 5 ns/div with X10 mag).

Sensitivity: Scale factors from 100 V/div (10X probe) to 2 mV/div (1X probe). Accurate to $\pm 3\%$. Ac or dc coupling.

Delayed sweep measurements: Standard sweep, intensified after delay, and delayed.

(Need dual time-base performance and timing accuracy to $\pm 1.5\%$? Ask about our 2215 priced at \$1400.)

Complete trigger system: Modes include TV field, normal, vertical mode, and automatic; internal, external, and line sources; variable holdoff.

Probes: High perform-

ance, positive attachment, 10-14 pF and 60 MHz at the probe tip.

The price: Just \$1100 complete*. Order direct from Tektronix National Marketing Center. Phones are staffed by technical people to answer your questions about the 2213. Your direct order includes a 15-day return policy and full Tektronix warranty.

Now it's easier than ever to get your hands on a Tek scope!

**ORDER TOLL-FREE
800-547-1845**

Ask for Department 100 (In Oregon, Alaska and Hawaii: 1-503-627-5402 collect.) Lines are open from 8 am EST to 5 pm PST.

*Price FO B. Beaverton, OR.

WHAT'S NEWS

continued from page 6

based in Columbus, OH has signed a five-year, \$9.5-million resource-management agreement with Comp-U-Card of America, Inc.—based in Stamford, CT—the largest computerized shopping-service in the nation.

Comp-U-Card will use the CompuServe computer system, which includes six separate databases, to allow its more than two million subscribers to buy brand-name appliances, furniture, electronic goods, china, and silver at prices as much as 40% below manufacturers' suggested list prices.

Members can access the shopping service through home computers and terminals, the telephone and, in some areas, cable TV.

Newest color camera is all solid-state

A new hand-held color video camera weighing just under four pounds has been introduced to the American market by Hitachi. According to Bob O'Neil of the Hitachi Sales Corp. of America, this is the first production no-tube (metal oxide semiconductor) camera and is totally compatible with any VTR

system on the market.

The camera features a $\frac{2}{3}$ -inch image sensor, includes four additive complementary filters, NTSC color system, internal synchronization, and has a signal-noise ratio of more than 46 dB. It has a uni-directional boom-type electret microphone and a 1.5-inch electronic viewfinder. The C-mount lens has an aperture of f1.4, 6x zoom with macro setting, and automatic iris. Horizontal resolution is 260 TV lines.

An image appears within half a second after the camera is turned on, and such tube phenomena as sticking, lag, and burn-in are eliminated. The camera measures (without electronic viewfinder and lens) 4.25 inches high, 2.5 inches wide and 6 inches long. Power consumption is 5.3 watts.

Power semiconductor is most complex yet

General Electric's scientists have fabricated the world's largest and most complex power semiconductor—a 0.3-inch square silicon chip containing more than 60,000 interconnected circuit elements. (Power semiconductors are the



POWER SEMICONDUCTOR CHIPS are being inspected for impurities by GE lab technician Beatrice Hatch. Each of the chips, measuring 0.3-inch square, contains more than 60,000 separate but interconnected circuit elements. This is the first time that VLSI (Very-Large-Scale Integration) techniques have been applied successfully to fabricating such a large-power semiconductor chip.



HITACHI VK-C1000 VIDEO CAMERA.

workhorses of the electronics industry, handling up to hundreds of amperes at thousands of volts.)

The new chip, still in the developmental stage, is a power metal oxide semiconductor field-effect transistor (MOSFET). It contains three times as many circuit elements as any other power semiconductor announced to date.

The integrated chip will serve as the heart of a highly efficient synchronous rectifier, supplying current to computers and other electronic devices using switching-power supplies of 5 volts or less.

An expected application of

the new rectifier is in power supplies for aircraft electronics. Schottky diodes, which are relatively inefficient, are now used for that purpose. The new chip would be at least three times as efficient as a Schottky diode, and could therefore result in a considerable weight saving in the heat sinks required for cooling. In computer supplies, the greater efficiency would reduce power costs.

The present chips are expected to carry 20 amperes with a forward drop of only 0.25 volt. Further improvements in processing should reduce that voltage drop to somewhat less than 0.1 volts.

R-E

"No one else gives you as many functions in a handheld DMM."

Now you can move up to Fluke."

We've got great news for people who've been holding out for a high quality, high performance DMM at a moderate price: Fluke's new nine-function model D 804 is now available at select electronics supply stores.

With a suggested U.S. price of only \$249 and features you won't find in any other handheld DMM, the D 804 is an exceptional value. Here's why.

Logic level and continuity testing: A real time-saver for troubleshooting passive circuits in pcb's, cables, relay panels and the like. The D 804 has a switch-selectable audible tone and visual symbols to indicate continuity or logic levels.

Direct temperature readings in °C: Used with any K-type

thermocouple, the D 804 delivers fully-compensated readings in °C from -20°C to +1265°C, for checking heating and refrigeration systems.

Peak hold feature captures transients: A short-term memory in the D 804 captures and holds the peak reading of a motor starting current.

And more: 0.1% basic dc accuracy, conductance, 26 measurement ranges, battery, safety-designed test leads and a one year parts and labor warranty. A full line of accessories is also available to extend the measurement capabilities of your DMM.

Ask your dealer about the powerful, versatile D 804 and the rest of Fluke's new Series D line of low-cost digital multimeters.



From the world leader in DMM's. Now we've designed one for you.



Suggested U.S. list price
technical data circle No. 19
1149-4/D804
RE 4/82

If your dealer doesn't carry Series D
Multimeters yet, call this number. We'll be
happy to tell you who does. 1-800-426-9182

FLUKE
®

EDITORIAL

Your Own Computer

The computer's potential for becoming a mass market item has never been greater than it is right now. Several changes have taken place in the last several years to bring that potential about.

First, the cost of a home computer has decreased drastically. It has become an open-the-box-and-plug-it-in item. There are video games available today that can be easily converted into home computers. When home computers first became available, the user had to be a technical wizard before he could even figure out how to interface the computer to a terminal. The software was a problem unto itself. Once the system was up and running, there wasn't much he could do with it, since the only software source was the original manufacturer or the user's own ingenuity. Not much software was available from other sources.

Today, a variety of software for such things as word processing, data-base management, home finance, stock-market analysis, kitchen recipes, etc., is readily available. Software-via-telephone services such as The Source and Compuserve have made the availability of software and information almost endless; not to mention such things as shopping via home computer. On the horizon lie Teletext and home banking, conveniences that will be a boon to the home computer.

In this issue of **Radio-Electronics**, we present our current installment of *Your Own Computer*®. In it, you will find the newest hardware introductions since our last computer section, including NEC, IBM, Xerox, Commodore, Bally, Sinclair, and Osborne. We even cover the latest computer innovation—pocket computers. The software section covers disk-operating systems, high-level BASIC, word processing, data-base management and utility programs. After all, without software, a home computer is a very expensive do-nothing box.



ART KLEIMAN
Managing Editor

Radio- Electronics

Hugo Gernsback (1884-1967) founder

M. Harvey Gernsback, editor-in-chief

Larry Steckler, CET, publisher

Arthur Kleiman, managing editor

Josef Bernard, K2HUF, technical editor

Carl Laron, WB2SLR, assistant editor

Jack Darr, CET, service editor

Leonard Feldman

contributing hi-fi/video editor

Robert F. Scott, semiconductor editor

Herb Friedman, communications editor

Gary H. Arlen, contributing editor

David Lachenbruch, contributing editor

Earl "Doc" Savage, K4SDS, hobby editor

Ruby Yee, production manager

Robert A. W. Lowndes, production
associate

Stefanie Mas, production assistant

Joan Roman, circulation director

Arline R. Fishman,
advertising coordinator

Cover photo by Robert Lewis

Radio-Electronics is indexed in *Applied Science & Technology Index* and *Readers Guide to Periodical Literature*.

Gernsback Publications, Inc.
200 Park Ave. S., New York, NY 10003
President: M. Harvey Gernsback
Vice President: Larry Steckler

ADVERTISING SALES 212-777-6400

Larry Steckler
Publisher

EAST

Stanley Levitan
Radio-Electronics
200 Park Ave. South
New York, NY 10003
212-777-6400

MIDWEST/Texas/Arkansas/Okla.

Ralph Bergen
The Ralph Bergen Co., Inc.
540 Frontage Road—Suite 325
Northfield, Illinois 60093
312-446-1444

PACIFIC COAST Mountain States

Marvin Green
Radio-Electronics
413 So. La Brea Ave.
Los Angeles, Ca 90036
213-938-0166-7

SOUTHEAST

Paul McGinnis
Paul McGinnis Company
60 East 42nd Street
New York, N.Y. 10017
212-490-1021





Let us show you how to shoot video like a pro

In my videotape production company, our crews turn out award-winning commercials, sales films, and features for some of the largest companies and television networks in the country. Now we would like to share our vast experience and award-winning capabilities to help you shoot your video with a professional-quality look—through an exciting new concept called VC 2000 An Association of Video Camera Owners.

Now, for a limited time, only when you join VC 2000, I'll send you FREE our one-hour instructional tape "Shooting Home Video: The Basics."

There's nothing like it on the market. In an entertaining, step-by-step format, our directors, cameramen, engineers and editors share their trade secrets. This could be the most valuable videotape a video enthusiast could ever own . . . and open up possibilities you never thought possible.

In one hour, I can demonstrate more techniques than you'd get from reading a dozen books.

You'll learn:

THE VIDEO CAMERA: How to use its full potential to make your tapes really come alive.

VIDEO SOUND: Get clean, true sound under every shooting situation.

VIDEO LIGHTING: Achieve that distinctive professional look, inside and outside.

VIDEO COMPOSITION: Apply the five artistic guidelines for winning composition.

VIDEO DIRECTING: Think like a director, utilizing the principles of continuity, to make the simplest situation a story.

Plus...look at all the other great member benefits you'll get with this introductory offer to join VC 2000:

- A five year membership card.
- A \$20 discount on our instructional videotape "How to Set Up Your Own Video Business."
Learn about possible tax advantages of working for yourself in the exciting videotape production business... the services you can offer and how to sell them.

- A library of other professionally-produced instructional videotapes at special member prices, like:
 - HOW TO SHOOT A WEDDING
 - HOW TO SHOOT A SPORTS EVENT
 - HOW TO SHOOT FAMILY VIDEO "ALBUMS"
 - PLUS MANY MORE
- FREE quarterly newsletter with state-of-the-art developments in the world of video.
- Discount prices on blank cassettes and equipment.

Don't miss out on this exciting introductory offering. Send in this coupon and your check today. Or use our toll-free number for further information, or to charge your membership to your VISA or MasterCard account. Offer ends June 30, 1982.

All this for only \$90.00

Jim Kartes
Jim Kartes, Kartes Video Communications, Inc.

P.S. Before you buy a video camera or recorder, call us first.

Please send me my VC 2000 membership card and
 FREE "Shooting Home Video: The Basics" 60-minute instructional tape. O

I will need: VHS Cassette BETA II Cassette

NAME _____

ADDRESS _____

CITY _____ STATE _____ ZIP _____

Also send me the program: "HOW TO SET UP YOUR OWN VIDEOTAPE BUSINESS" at the discount price of \$45.*

Enclosed is my check for \$90.00 \$135.00 (*IN residents add \$1.80 sales tax)

Bill my VISA or MasterCard account. My account number is _____ Expires _____


Signature _____

I do not presently own a videotape camera but am interested in more information on VC 2000. For further information in a hurry, call toll-free: 1-800-428-6163 (except in Alaska or Hawaii), 1-800-692-6048 (in Indiana).

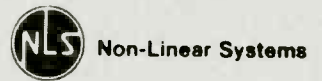
VC2000™

VC 2000
10 E. 106th St.
Indianapolis, Indiana
46280

CIRCLE 18 ON FREE INFORMATION CARD



TRIPLETT



KEITHLEY

LEADER

FLUKE DIGITAL MULTIMETERS

- Six functions • 3½-digit resolution
 - dc voltage
 - ac voltage
 - dc current
 - ac current
 - resistance
 - diode test
- 0.25% basic dc accuracy
- LCD display
- Overload protection

Model 8022B:
The Troubleshooter

\$139

Model 8020B:
The Analyst

\$189

Model 8024B:
The Investigator

\$239

NEW

- Seven functions
 - dc voltage
 - ac voltage
 - dc current
 - ac current
 - resistance
 - diode test
 - conductance (1/R)
- 3½-digit resolution
- 0.1% basic dc accuracy
- LCD display
- Overload protection
- Two year parts and labor warranty

- Nine functions
 - dc voltage
 - ac voltage
 - dc current
 - ac current
 - resistance
 - diode test
 - conductance (1/R)
 - logic level and continuity detect
 - temperature (K-type thermocouple)
- Peak hold on voltage and current functions
- Selectable audible indicator for continuity or level detection
- 3½-digit resolution
- 0.1% basic dc accuracy
- LCD display
- Overload protection

THESE 1981 B&K OSCILLOSCOPES ARE IN STOCK AND AVAILABLE FOR IMMEDIATE DELIVERY



BK PRECISION

- 1479A Dual-Trace 30 MHz
- 1477 Dual-Trace 15 MHz
- 1432 Dual-Trace 15 MHz Portable
- 1476 Dual-Trace 10 MHz
- 1466 Single-Trace 10 MHz
- 1405 Single-Trace 5 MHz
- 1420 Dual-Trace 15 MHz Portable

CALL FOR OUR EARLY BIRD SPECIAL LOW PRICE

New Low Distortion Function Generator

BK PRECISION



MODEL 3010

- Generates sine, square and triangle waveforms
- Variable amplitude and fixed TTL square-wave outputs
- 0.1 Hz to 1MHz in six ranges
- Push button range and function selection
- Typical sine wave distortion under 0.5% from 0.1Hz to 100kHz
- Variable DC offset for engineering applications
- VCO external input for sweep-frequency tests

Call For Our Price

DATA PRECISION Model 938 0.1%, 3½-Digit, LCD DIGITAL CAPACITANCE METER



\$219

- WIDE RANGING — from 199.9 pF full scale (0.1 pF resolution) up to 1999 µF full scale, in eight ranges...virtually every capacitance you'll ever need to measure.
- FAST AND EASY TO USE — Direct reading, pushbutton ranges. Just plug in and read.
- EXCEPTIONALLY ACCURATE — provides ±0.1% basic accuracy.
- TOUGH AND COMPACT — Built to take rough usage without loss of calibration accuracy. Fits and goes anywhere; takes very little bench space; always handy for quick capacitance checkout, matching, calibration, and tracking.
- PORTABLE — Palm-sized, light-weight, operates up to approximately 200 hours on a single 9V alkaline battery.
- EASY READING — big, clear, high-contrast 3½-digit LCD display, a full 0.5" high, readable anywhere.
- VALUE PACKED — Outstanding measurement capability and dependability. Outperforms DC time-constant meters, and even bridges costing 2 to 5 times as much.
- RELIABLE — warranted for 2 full years.

80MHz Counter with Period Function



MODEL 1820

- 5Hz to 80MHz reading guaranteed—100MHz typical
- Period measurements from 5Hz to 1MHz.
- Period average, auto and manual positions
- One PPM resolution
- Totalizes to 999999 plus overflow
- Elapsed time measurements from 0.1 to 9999.99 seconds plus overflow
- One-megohm input resistance
- Bright .43" high LED readouts

Call For Our Price

We carry a full line of multimeters, oscilloscopes, frequency counters, audio and RF generators, power supplies and accessories.

Just call our Toll-Free number and one of our experts will answer all your questions about test equipment.

BK PRECISION

Hitachi

FLUKE

VIZ for many
ROA

HICKOK

DATA PRECISION

DORIC




WESTON

The Roadrunner
Model 6100

- 5 Range audible signaling function
- 0.5" LCD display
- 6 Functions
- 29 Ranges

SPECIAL



KEITHLEY MODEL 130 DIGITAL MULTIMETER

	RANGE	ACCURACY
DC VOLTAGE	200mV, 2V, 20V, 200V, 1000V	.5%
AC VOLTAGE	200mV, 2V, 20V, 200V, 750V	1%
DC CURRENT	2mA, 20mA, 200mA, 2000mA, 10A	2%
AC CURRENT	2mA, 20mA, 200mA, 2000mA, 10A	3%
RESISTANCE	200Ω, 2kΩ, 20kΩ, 200kΩ, 20MΩ	.5%

\$125.

HITACHI

SAVE UP TO \$500

- V-151B 15 MHz Single Trace
- V-152B 15 MHz Dual Trace
- V-202 20 MHz Dual Trace
- V-301 30 MHz Single Trace
- V-302B 30 MHz Dual Trace
- V-352 35 MHz Dual Trace
- V-550B 50 MHz Dual Trace,
Dual Time Base
- V-1050 100 MHz Dual Trace,
Dual Time Base



Call For
Special
REBATE OFFER

PORTABLE OSCILLOSCOPES

BATTERY OPERATED



Non-Linear Systems

Call For Our Prices

MS-15



Single Trace 15MHz

MS-215



Dual Trace 15 MHz

MS-230



Dual Trace 30MHz

KEITHLEY

Model 169
BENCH/PORTABLE DMM

- 3½ Digit liquid crystal display
 - 0.25% basic accuracy
 - 26 Ranges
- \$189.00**



New Sweep/Function Generator

BK PRECISION

MODEL 3020

- Four instruments in one package—sweep generator, function generator, pulse generator, tone-burst generator.
- Covers 0.02Hz-2MHz
- 1000: 1 tuning range
- Low-distortion high-accuracy outputs



Call For Our Price

- Three-step attenuator plus vernier control
- Internal linear and log sweeps
- Tone-burst output is front-panel or externally programmable



TOLL FREE HOT LINE
800-223-0474

THE TEST EQUIPMENT SPECIALISTS

54 WEST 45th STREET, NEW YORK, N.Y. 10036 212-687-2224

ADVANCE ELECTRONICS

SATELLITE/TELETEXT NEWS

GARY ARLEN
CONTRIBUTING EDITOR

COMSAT PAY TV

Not content to wait for its Direct-Broadcast Satellite plans to materialize in the latter part of this decade, Comsat's DBS subsidiary has proposed a new pay-TV service that could be operational by late 1983. The service will provide two channels of programming, one of which will be all movies, the other a mixture of films and other programs. Satellite TV Corp., the Comsat subsidiary which will operate the service, will soon select the satellite on which the programming will be carried—possibly an Anik, Intelsat, or Satellite Business Systems bird. The programming will be transmitted in the Ku band (12/14 GHz), the frequency range that will eventually be used for DBS.

STC's programming will be intended initially only for apartments, hotels, and other multi-unit buildings. Reception will be via a 2- to 3-meter dish and will be scrambled to prevent unauthorized reception, STC says. STC intends to offer the service only in the northeastern section of the U.S. at first, although it's unclear whether that is because the marketing strategy encompasses only a limited geographic region or because the footprint of the satellite to be used reaches a small area.

NEW PROGRAMMING

The latest binge of satellite programming includes upgraded services from existing networks plus a host of new shows. Black-Entertainment Network, for example, is changing satellites and expanding from one night per week to a daily service that will be offered from 8 PM to 2 AM on the new Satcom IV starting in May. A new service, called "The Preview Channel," allows TV program managers to get a sneak preview of future shows, sometimes when the programs are in very early developmental stages; the preview helps them decide whether to book the programs. "Preview Channel" is transmitted via Satcom III. UTV, one of the victors in the recent transponder auction for circuits on Satcom IV, will have a roster of 31 different shows, with an emphasis on programs which the network calls "Involvison." The shows—such as "Super Bingo," "Million Dollar Paycheck," and "Count Me In"—encourage viewers to phone in comments, take part in games, and bid on auction items. And planning into the future, CBS has bought two transponders on Satcom IV for unspecified future uses.

EUROPEAN SATELLITE LAUNCHERS

Ariane, the satellite-launch vehicle developed by the European Space Agency, will get a lot of use during the next few years. Westar VI, an advanced Western Union bird due to go up after 1984, will be carried aloft by the French-built rocket. Intelsat has just signed up for two Arianes that will be used to launch the final three Intelsat V-A birds (two aboard a single launcher). GTE Satellite Corp. plans to launch two of its satellites in 1984 using Ariane. The Ariane rockets, which lift off from a West Africa launch site, will compete increasingly with the NASA rockets, which until now have been the mainstay of U.S. satellite launches.

TELETEXT TIDBITS

WKRC-TV Channel 12 in Cincinnati has begun transmitting teletext as part of a test using the British teletext format. About 25 terminals are expected to be in place for the Cincinnati area test. Meanwhile in Los Angeles, KNBC TV Channel 4 has joined the teletext test, using French equipment; KCET and KNXT in that city are already offering teletext magazines.

Satellite Syndicated Systems, which has been offering its CableText hybrid for nearly two years aboard its Satcom transponder, will expand its service into more home and business markets. The plan calls for SSS to feed data transmitted within the vertical blanking-interval through the full system, but making it possible for individual customers to retrieve the information only at locations authorized to pick up certain pages. Zenith is building an addressable decoder for that project; initially the direct-to-end-user plan may require installation of a microcomputer in the home or office.

The newly created Videotex Industry Association will represent the interest of the companies and people who are taking part in the teletext and videotex field. VIA (Suite 200, 2000 L Street NW, Washington, DC 20036) will provide information to prospective videotext customers. Membership in the Association is \$150 for individuals, and \$50 for students and faculty members; higher rates apply to corporate and institutional members.

EQUIPMENT REPORTS

Exact Electronics Model 514/514A Function/Pulse Generator



CIRCLE 121 ON FREE INFORMATION CARD

Exact Electronics		514/514A											
OVERALL PRICE													
EASE OF USE													
INSTRUCTION MANUAL													
PRICE/VALUE													
		1	2	3	4	5	6	7	8	9	10		
		Poor		Fair		Good							Excellent

RECENTLY, I HAD A LOOK AT TWO NEW combination function/pulse generators, the *model 514* (shown) and *model 514A*, from Exact Electronics (P.O. Box 347, Tillamook, OR 97141). Both instruments are VCF (Voltage-Controlled Frequency) function generators that will generate sine, dual-polarity square, and triangle waveforms over a range of 0.001 Hz to 5MHz. Those instruments also double as pulse generators, covering a range of 0.001 Hz to 10 MHz. The effective range is extended to 20 MHz in the double-pulse mode. Frequency accuracy is claimed to be $\pm 1\%$ of the switch setting, plus 1% of full scale, from 10 Hz to 1 MHz; the accuracy is $\pm 2\%$ of setting, plus 2% of full scale from 0.001 Hz to 10 Hz and from 1 MHz to 5MHz. The DC offset is +10 to -10 volts, open circuit, and +5 to -5 volts into a 50-ohm load; the offset is variable by a front-panel control.

The *model 514* provides the output signal on two BNC-type connectors labelled HIGH and LOW. For sine, triangle, and square waves, the HIGH output is 20 volts peak-to-peak into an open circuit; 10 volts into 50 ohms. The LOW output is 2 volts peak-to-peak into an open circuit; 1 volt peak-to-peak into 50

ohms. For positive and negative pulses, the HIGH output is 10-volts peak into an open circuit; 5 volts into 50 ohms. The LOW output is 1-volt peak into an open circuit and 0.5-volts into 50 ohms. There's a 40-dB attenuator on the *model 514* that varies the amplitude at both HIGH and LOW outputs at the same time. The *model 514A* provides the output signal on a single BNC connector labelled MAIN OUTPUT. In addition, the *model 514A* has a 60-dB step attenuator (in 10-, 20-, and 30-dB steps); that model also has a continuously variable, 20-dB attenuator, for a total maximum attenuation of 80 dB.

The square-wave output has rise and fall times of less than 40 nanoseconds. The overshoot and ringing specification is less than 5% of the maximum peak-to-peak voltage. The TTL and ECL outputs (ECL output is available on the *model 514A* only) will drive a 50-ohm load; normal and complementary outputs are available simultaneously. Typical rise time is 8 nanoseconds for TTL, and 3 nanoseconds for ECL. Symmetry can be set (*model 514A* only) from 19:1 to 1:19. The START LEVEL (also found only on the *model 514A*) is used to vary the starting phase (from +90° to -90°) of the sine and triangle waveforms.

Three pushbuttons, RUN, GATE, and MANUAL set the mode. In the RUN mode, the generator will run continuously at the frequency set using a dial and the multiplier on the front panel. In the GATE mode, the generator will run continuously as long as a trigger signal is present. That mode is used to give you signal bursts at the triggering frequency. With all buttons released, the units will generate one burst of output for each trigger signal received. The output starts at the rising edge of the trigger signal and ends at the falling edge; the threshold (the level at which the output starts and stops) is 1.4 volts. The MANUAL push-button sets the generator for triggering by an external signal.

The output frequency can be externally controlled by feeding a signal into the VCF jack. Using a sine wave for that will give you a swept frequency for checking the response of filters, amplifiers, etc.

continued on page 20

WHY K40 BECAME THE LARGEST SELLING CB ANTENNA IN JUST ONE YEAR!

Because

K40™

OFFERS A MONEY BACK

DOUBLE GUARANTEE

- TRANSMITS FARTHER
- RECEIVES CLEARER

...THAN ANY ANTENNA IT REPLACES!



AN AMERICAN MADE PRODUCT FROM AN AMERICAN COMPANY.

Call your local CB Dealer




For a FREE demo!

AMERICAN ANTENNA
© Copyright 1979 American Antenna Elgin, Illinois

CIRCLE 38 ON FREE INFORMATION CARD

Now NRI takes you inside the world's most popular microcomputer to train you at home as the new breed of computer specialist!

NRI teams up with Radio Shack to teach you how to use, program and service microcomputers... make you the complete technician.



It's no longer enough to be just a programmer or a technician. With microcomputers moving into the fabric of our lives (over 200,000 of the TRS-80™ alone have been sold), interdisciplinary skills are demanded. And NRI can prepare you with the first course of its kind, covering the complete world of the microcomputer.

Learn At Home in Your Spare Time

With NRI training, the programmer gains practical knowledge of hardware, enabling him to design simpler, more effective programs. And, with advanced programming skills, the technician can test and debug systems quickly and easily.

Only NRI gives you both kinds of training with the convenience

of home study. No classroom pressures, no night school, no gasoline wasted. You learn at your convenience, at your own pace. Yet you're always backed by the NRI staff and



Training includes TRS-80 computer, transistorized volt-ohm meter, digital frequency counter, and the NRI Discovery Lab with hundreds of tests and experiments.

your instructor, answering questions, giving you guidance, and helping you over the tough spots.

Explore the TRS-80 Inside and Out

NRI training is hands-on training, with practical experiments and demonstrations as the very foundation of your knowledge. You don't just program your computer, you go inside it...introduce and correct faults...watch how circuits interact...interface with other systems... gain a real insight into its nature.

You also build essential test instruments like a transistorized volt-ohm meter and CMOS digital frequency counter. You work with the exclusive NRI Discovery Lab, performing over 60 separate

experiments in all. You learn how your trouble-shooting tools work, and gain greater understanding of the information they give you. Both microcomputer and equipment come as part of your training for you to use and keep.

Send for Free Catalog...No Salesman Will Call

Get all the details on this exciting course in NRI's free, 100-page catalog. It shows all equipment, lesson outlines, and facts on other electronics courses such as Complete Communications with CB, TV and Audio Servicing, Digital Electronics,




eleven different interest areas in all.

Send today, no salesman will ever bother you. Keep up with the latest technology as you learn on the world's most popular computer. If postcard has been used, write to NRI Schools, 3939 Wisconsin Ave., Washington, D.C. 20016.



NRI Schools
McGraw-Hill Continuing
Education Center
3939 Wisconsin Ave.
Washington, D.C. 20016



(TRS-80 is a trademark of the Radio Shack division of Tandy Corp.)

Now Available for Faster, More Profitable Color TV Servicing!

THE NEW RCA UNITIZED CHASSIS SERIES- TECHNICAL REFERENCE LIBRARY

A handy, binder-encased collection of RCA Workshop Manuals, Product Manuals, Troubleshoot/Technical Tips, and Schematics that give you step-by-step procedures for fast troubleshooting of the following RCA color TV chassis and related systems . . .

- XL-100 CTC 87/88/96/97
- ColorTrak CTC 93 and Frequency Synthesis Tuning Systems
- ColorTrak CTC 99/101 and ColorTrak Models using the XL-100 CTC 107/108/109/110/111/115 Chassis

Hundreds of pages of time-saving service information . . . equally useful as a circuit-operation/troubleshooting bench reference or for chassis familiarization training . . . fully illustrated, with simplified schematics, block diagrams, and chassis/circuit board photos that show component and test point locations . . . concise but thorough explanations of how circuits and systems function . . . step-by-step descriptions of troubleshooting procedures that isolate troubles in minimum time . . . common trouble symptoms and their most probable causes.



ONLY 24.95
Easy-Quick Reference,
features, such as:

- Durable looseleaf binder
- Index tabs by Chassis Number

Unitized Chassis Technical Reference Library Order Form —

Please print clearly

MAIL TO: RCA Technical Publications 1-450
600 North Sherman Drive
Indianapolis, IN 46201

Quantity _____

_____ Unitized Chassis Library @ \$24.95
TOTAL (ENCLOSE CHECK WITH ORDER) \$ _____



NAME _____

STREET ADDRESS _____

CITY _____ STATE _____ ZIP _____

8205RE

EQUIPMENT REPORTS

continued from page 15

Pulse width is continuously variable, from less than 10 nanoseconds to 100 nanoseconds; that range is covered in seven decade-steps, with a variable control for the levels between each step. The SYNC OUT jack is used for triggering scopes or other instruments; that output is a 0-4-volt square wave with the same frequency as the main output. A double-pulse function is used to generate two pulses of the same duration each cycle, instead of a single pulse. The DELAY control, which is switched into the circuit from the front panel, is used to vary the time delay between the sync pulse and the main output; it is also used to vary the spacing of the double pulse.

The operating manual that comes with the generators has a complete circuit description, gives calibration data with location of all adjustments, and has a schematic and a parts list. The panel design is clean with all functions and controls plainly marked. The only minor complaint I have is that some of the pushbuttons are too close together (I've got big fingers). The suggested retail price for the model 514 is \$645.00; it is \$725.00 for the model 514A. **R-E**

Radio Shack PC-50 Personal Copier



CIRCLE 122 ON FREE INFORMATION CARD

Radio Shack		PC-50												
OVERALL PRICE														
EASE OF USE														
INSTRUCTION MANUAL														
PRICE / VALUE														
		1	2	3	4	5	6	7	8	9	10			
		Poor			Fair			Good			Excellent			

RADIO SHACK (ONE TANDY CENTER, FT. Worth, TX 76102) has taken a solid step toward entering the small-office equipment field with the introduction of their new PC-50 Personal Copier.

The compact lightweight copier mea-

asures only 5¾-inches high, by 13 inches deep, by 14 inches wide, and weighs in at a mere 8.2 pounds.

The unit is powered by 120V AC at 6 amps. Power consumption is 230 watts during warmup and 480 watts during the exposure period.

The 250 watt, 7500 lumen lamp has a screw base and is easily replaced.

Warmup from a cold start is about 4 minutes, with an additional 30 seconds required for exposure, and another 30 seconds for development. The PC-50 appears to be a scaled-down version of the popular 3M thermal copier and uses identical paper, including the famous pink intermediate sheet.

The copy-size format of 8½ inches by 11 inches permits the little copier to be used on most tasks. Legal sized documents could be a problem but can, of course, be copied in portions and assembled later.

After unpacking the small unit from its box, we were eager to try it and make a comparison with a far more expensive office copier. Since the compact unit is only a few inches larger in area than a single sheet of typing paper, finding a convenient spot on the desk was easy.

Dual instructions are provided, both imprinted on the lid as well as printed on an accompanying cardboard reference sheet.

Included on that sheet are several pictorial samples of incorrectly-reproduced copy along with suggestions for correction. Maintenance instructions are also provided.

Using the printed instruction sheet as our copy for this test we removed the pink intermediate sheet and inserted the pair under the lid, following instructions. The copy which resulted was sharp and clear, in fact as good as—if not better than—an identical copy made on the more expensive office copier we had been using! We were, needless to say, impressed.

Next we decided to test the unit in copying the pages from an open book. Although considerably more difficult than a flat sheet of paper, the results were again impressive. So long as the print was pressed flush against the intermediate sheet the copy was sharp and clear.

Although the warmup and development times are somewhat longer than those found on the larger, more expensive counterparts, the low cost of the unit seems worth the tradeoff. The compact PC-50 is ideally suited to a small office, a home, or a service shop in which an occasional non-intensive copying of routine documents, schematic diagrams and instruction sheets would be convenient. The PC-50 Personal Copier sells for \$149.95 at Radio Shack outlets.

R-E

New RCA Video Cassette Recorder Self-Study Course — Volume 2

TELEVISION TECHNICIANS CAN NOW LEARN—AT HOME—

How the Newer Microprocessor Controlled VHS Format VCR's Operate

An ever increasing number of Video Cassette Recorders are being purchased by consumers, and many instruments sold have now provided hundreds of hours of recorded entertainment. As a result, there is a growing demand for VCR service maintenance. In order to service the newer video cassette recorders the technician must have a thorough working knowledge of the VCR.

To meet the need of television technicians who intend to enter the field of VCR service and for those technicians currently involved in VCR service, but who need updating, RCA developed this new basic and in-depth home study course. It consists of six instructional units, and an appendix. Each instructional unit is comprised of a study guide and reference material. Program content includes the basic concepts of video recording, mechanical and electronic theory of operation.



Special Introductory Offer

This complete VCR training course is regularly priced at \$79.95. For a limited time only on orders received within the next 30 days we will ship prepaid the complete binder and materials at the reduced price of: **\$64.95**

YES Send Me The RCA Technical Training VCR Self-Study Course—Volume 2

QUANTITY

_____ VCR Self-Study Course Volume 2
at \$64.95

(Enclose Check With Order)

\$ _____ TOTAL



THIS IS YOUR SHIPPING LABEL — PLEASE PRINT

NAME _____

STREET ADDRESS _____

CITY _____ STATE _____ ZIP _____

MAIL TO: RCA Technical Training 1-450, 600 N. Sherman Drive, Indianapolis, IN 46201
8204 RE

**Microtek
Bytewriter-1
Matrix Printer**



CIRCLE 123 ON FREE INFORMATION CARD

Microtek	Bytewriter-1									
OVERALL PRICE	[Bar chart showing 8 bars]									
EASE OF USE	[Bar chart showing 8 bars]									
INSTRUCTION MANUAL	[Bar chart showing 8 bars]									
PRICE/VALUE	[Bar chart showing 8 bars]									
	1	2	3	4	5	6	7	8	9	10
	Poor			Fair			Good			Excellent

THE BYTEWRITER-1 MATRIX PRINTER, by Microtek Inc., is a 7 x 5 dot-matrix printer for the TRS-80, Apple and

Apple II, and Atari 400/800 computers that specifically answers the need for an inexpensive printer ca-

Two New Portable Instruments From Simpson


Compare the Specs! Compare the Price!

MODEL 454 3" DUAL TRACE TRIGGERED SWEEP SCOPE

- DC to 15 MHz bandwidth, 5 mV/div. sensitivity, 100 nsec/div. (X5) to .5 sec/div. sweep range
- Differential amplifiers provide stable, clean waveforms
- Voltage calibrated vertical and horizontal input attenuators
- 100 KHz chopping rate for low-speed waveforms
- Alternate mode automatically selected on high sweeps
- 24 nsec rise time, 0.5 V P-P calibrator
- Displays CH A, B, A and B, A + B, A - B, X and Y
- External, CH A or CH B triggering, TV sync
- Compact 4-5/8 x 9-7/8 x 13-1/4", weighs 13 lbs.
- Two low-cap. X1/X10 probes included

MODEL 420 FUNCTION GENERATOR

- Provides sine wave, triangle wave, square wave and DC voltage output
- Fixed TTL output drives up to 10 TTL loads
- Wide frequency coverage of 0.1 Hz to 1 MHz in 7 ranges
- Voltage-controlled generator input for sweep signals
- Continuously variable DC offset control with convenient Off position
- Model 420D provides full day's operation on batteries*, and it can also be re-charged overnight. The instrument can be operated from AC line voltage without the batteries installed. *Batteries not supplied.
- Compact 2.7 x 8.4 x 9" unit matches our DMM styling
- Adjustable tilt-view handle



MODEL 454—\$730

SEE THEM AT YOUR LOCAL SIMPSON DISTRIBUTOR

MODEL 420 A
for AC line
operation — \$194

MODEL 420 D
for AC line and
battery operation — \$231



SIMPSON ELECTRIC COMPANY
853 Dundee Avenue, Elgin, Illinois 80120
(312) 697-2260 • Cable SIMELCO • Telex 72-2416
IN CANADA: Bach-Simpson, Ltd., London, Ontario
IN ENGLAND: Bach-Simpson (U.K.) Ltd., Wadebridge, Cornwall
IN INDIA: Ruttonsha-Simpson Private, Ltd., Vikhroli, Bombay

CIRCLE 26 ON FREE INFORMATION CARD

pable of accommodating standard letter-size sheets and paper rolls.

Priced at only \$299, the *Bytewriter-1* has three individual internal connectors for the three computer systems. It is almost impossible to mix-up the connections if you move the printer from one computer system to another because the required interface cable from the computer to the printer will attach only to the appropriate connector.

The *Bytewriter-1* prints both upper and lower case—without lower-case descenders—at 10 characters-per-inch, 6 lines to the inch. It accepts 95 of the 96 standard ASCII printable character codes and three control codes.

In the ASCII "standard", the characters start at decimal code 33 and run through decimal 127. Code 127, however, is not really a character; it is the delete function. Some printers, on receiving a code 127 from the computer, will do nothing. The *Bytewriter-1*, however, translates code 127 into an open box of the type used on questionnaires. If you were printing something where you might want to check off each step with a pencil or pen, the open box would be an asset.

The *Bytewriter-1* responds to three ASCII control codes. Those are: CR (carriage return), SO (shift out), and SI (shift in). CR also provides an automatic linefeed. When the printer receives the CR code, all data stored in the print buffer is printed and the paper is advanced one line. If more than 80 characters have been received and stored in the printer's buffer before the CR is sent by the computer, the first 80 are printed on one line and the remainder are "wrapped around" on the next line.

When the printer receives the SO code, all data that follows is printed out in "bold" double-width characters. Reception of the SI code cancels the "bold" characters and all printing that follows the SI code is normal width. The SO and SI codes can be intermixed at will in the same line, permitting individual characters, words, and phrases to be printed "bold." The bold characters do not cancel at the end of a line, but will continue until the SI code is received.

Like some other printers, the *Bytewriter-1* ignores the Line-Feed (LF) code. A line feed is automatically accomplished as a result of the carriage return. If just a line feed is desired, it is necessary to send a CR code to the printer. While that provides a line feed, it also moves the printhead to the beginning of the next line; that makes it somewhat difficult, if not impossible, to line up columns.

Unlike earlier "budget" printers that used rolls of narrow, adding-machine

continued on page 24

Introducing TALKMAN™

The new two-way radio that means business.

Voice-activated, two-way communications — leaves hands free for safety and security

TALKMAN is a new two-way communications system designed for special purpose business applications such as construction, electrical maintenance, security, warehousing and manufacturing — anyplace the need to communicate exists where both hands must be left free for safety and convenience.

TALKMAN is a lightweight transceiver that may be carried in the pocket or belt-mounted.

TALKMAN provides short-range, high performance

communications in the 49 MHz FM band up to ¼ mile. A choice of one of five available channels makes TALKMAN a serious contender for security installations requiring individual channels for communications control.

TALKMAN is easy to use and maintain. Its unique headset adapts to any headgear and features a stowable whip antenna and adjustable, boom-mounted microphone with windscreen for communications even in high wind or noise environments. Sophisticated solid state circuitry includes audio muting and microphone sensitivity control — features usually found on two-way business transceivers costing three to four times as much.

Individually cartoned, \$139.95 suggested list.



 **Standard
Communications**

P.O. Box 92151
Los Angeles, CA 90009
800/421-2916
(In Calif. 213/532-5300)

CIRCLE 16 ON FREE INFORMATION CARD

Compare the best.



We'd like you to compare Keithley's new Model 179A general purpose bench TRMS multimeter to its closest competitor.

4 1/2-digit resolution	5 full functions	10V sensitivity	DCV accuracy	TRMS	Field installable battery pack	Input protection on Ω	Size of digits	Display	HI-LO Ω	IEEE-488 option	PRICE			
179A	✓	✓	✓	✓	0.04%	✓	1000V	NO	.56"	LED	✓	✓	✓	\$359
8050A	✓	✓	✓	✓	0.03%	NO	500V	✓	.50"	LCD	NO	NO	NO	\$369

Dollar for dollar, feature for useful feature, we think our new 179A gives you more common sense utility for your money. What do you think?

- I'd like a closer look at the 179A. Please call me to arrange a demo.
- Please send the new Keithley handheld, portable and bench meter catalog including the complete 179A specs.
- I'm interested in other Keithley products.
- High resolution and Systems DMMs.
- Keithley Scientific Instruments.

Name _____ Title _____

Company _____ Phone _____

Address _____

City _____ State _____ Zip _____

MAIL TO:

KEITHLEY

Keithley Instruments, Inc.
28775 Aurora Road/Cleveland, Ohio 44139-9990/(216) 248-0400

There is no impression adjustment for the printhead: it is set at the factory and will print up to the original and three copies. Our experience showed a somewhat irregular impression impact-density where a substantial part of the character was reproduced by a string of dots, such as the small letter "e", or the parenthesis symbols [()]. While sheets are inserted from the rear. Permanent brackets and a removable spindle are provided for paper rolls. The type paper that permitted lines of perhaps 16 or 30 characters, or that used a somewhat difficult to obtain and expensive heat-sensitive or electrostatic paper, the *Bytewriter-1* uses standard sheets—letter or legal size—or standard paper rolls up to 8½-inches wide. The paper feed is friction only: there are no tractor or pin-feed devices. Single bracket supports a standard 5-inch diameter teletype paper roll off the table—the user is not limited to one of the new mini-size rolls of approximately 3-inch diameter, which happen to cost more than the standard roll.

The characters are printed by a 7-wire printhead that plugs into a socket and is user-replaceable by simply loosening two screws and unplugging the connecting cable. Unlike most other printheads that are connected to their electronics by a flexible ribbon cable that "rolls" along with the printhead, the *Bytewriter-1* uses discrete, highly flexible wires to connect the printhead to the circuit. The wires flop and twist considerably as the printhead travels. While it does not appear to the eye that the twisting wires would have the life expectancy of "rolling ribbon", there is no previous experience on which to make a judgment as to life expectancy of the wires.

The printhead is driven by a grooved spindle, rather than a drive belt. Again, that is an arrangement we have not seen used in a matrix printer before: but it does work. Again, we have no idea what the life expectancy or reliability might be: but after several weeks of quite severe usage—likely more than done by the average hobbyist—we have had not a single instance of difficulty with any part of the printer's electrical or mechanical assembly.

The printhead's bi-directional drive is the "full line" system commonly found on many lower-cost printers: it is not logic-seeking. That is, the head sweeps from full left to full right, even if it prints just a single letter on the left side. It then sweeps back from full right to full left regardless how much it has to print. The printer speed is 80 characters-per-second (per line), 60 lines-per-minute.

the "top" (original) copy was legible, the copies—particularly the third—

continued on page 118

I WISH I WASN'T IN SUCH
A PINCH FOR GRABBERS™

I WISH I WASN'T IN SUCH
A BIND FOR BINDING POSTS.

I WISH I WASN'T
SO PINNED DOWN
BY PIN TIP
SELECTION.

I WISH I WASN'T
SO ISOLATED
FROM ISOLATION
PLUGS.

OUR WISH BOOK CATALOG HAS IT.



All you really need is the new Pomona catalog. Grab a copy and choose from micro, mini and maxi GRABBERS™ test clips.

Isolate hard-to-find isolation plugs. Pin down all the pin tip plugs and jacks you need.

And you're bound to find binding post for every application.

In all, there are more than 650 items. And since Pomona makes them, you couldn't wish for better quality.

So, ask for your free wish book today.

Full catalog also contained in EEM.
ITT Pomona Electronics, 1500 E. Ninth St., Pomona, CA 91766.
Phone (714) 623-3463.

In Europe, ITT Industries Belgium S.A., Pomona Division 250
Avenue Louise, Box 121, Brussels, Belgium. Phone 02/640. 34. 00.

AVAILABLE FROM YOUR FAVORITE ELECTRONICS PARTS DISTRIBUTOR

Pomona Electronics **ITT**

CIRCLE 17 ON FREE INFORMATION CARD

NOBODY SELLS MORE TEST THAN FORDHAM BECAUSE

BK PRECISION

CRT Restorer Analyzer



Model 467

Restores color and B/W picture tubes like new! Uses the most powerful restoration method known with minimal danger to the CRT. Exclusive multiplex test technique

Portable Digital Capacitance Meter

Model 820


Measures capacitance from 0.1 pF to 1 Farad. Resolves to 0.1 pF. 10 ranges for accuracy and resolution. 4 digit easy to read LED display. 0.5% accuracy. Special lead insertion jacks or banana



Sweep/Function Generators

Model 3015

Frequency: 2 Hz to 200 kHz, in 3 ranges. Outputs: Sine, square or triangle. Variable Amplitude: 15 V p-p, open circuit; 7.5 V p-p into 600 ohms. Pulse Output: Fixed amplitude TTL level, logic high greater than 3 volts. Accuracy: $\pm 5\%$ F.S., to 20 kHz.



Model 3025

Frequency: 0.005 Hz to 5 MHz in 7 ranges. Outputs: Sine, square, triangle or haversine. Variable Amplitude: 20 V p-p, open circuit; 10 V p-p, into 50 ohms. Accuracy: $\pm 5\%$ F.S.

Model 3030

Frequency: 0.001 Hz to 5 MHz in 8 ranges. Outputs: Sine, square, triangle, pos/neg square, pos/neg ramp. Variable Amplitude: 20 V p-p, open circuit; 10 V p-p, into 50 ohms. Accuracy: $\pm 1.5\%$ setting +1% F.S., 0.001 Hz to 1 MHz; $\pm 2\%$ setting +2% F.S., 1 MHz to 5 MHz.

Four Instruments in One

Model 3020

Four instruments in one package - sweep generator, function generator, pulse generator, tone-burst generator. Covers 0.2 Hz to 2 MHz. 1000:1 tuning range. Low-distortion high-accuracy outputs. Three-step attenuator plus vernier control. Internal linear and log sweeps



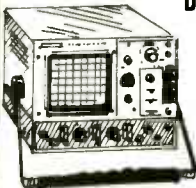
Low Distortion Function Generator



Model 3010

Generates sine, square and triangle waveforms. Variable amplitude and fixed TTL square-wave outputs. 0.1 Hz to 1 MHz in six ranges. Typical sine wave distortion under 0.5% from 0.1 Hz to 100 kHz.

Dual-Trace 30 MHz Delayed Sweep Scope



Model 1530

Delayed sweep operation for sweep expansion up to 1000x. 30 MHz response; usable to 50 MHz. 5 mV/division sensitivity, selectable 2 mV to 20 mV. Variable hold-off for pulse train display. Single-sweep for nonrepetitive waveforms. Built-in triggering filters.

BECKMAN



BECKMAN

3 1/2 Digit Multimeters

TECH 310


Has 7 functions and 29 ranges, plus 0.25% VDC accuracy.

TECH 350

Bright, 0.5" LCD display. Single easy-to-use switch. Separate diode test function. Low power resistance range. 22 megohms input resistance. 12,000 hour battery life.

TECH 360

Input jack for a standard K-type thermocoupling, enabling user to measure temp from -20°C to $+1265^{\circ}\text{C}$. Switch selectable measurement of true RMS (AC + DC) or AC only voltages and currents.



TECH 330

Has 7 functions and 29 ranges, plus 0.1% VDC accuracy and true RMS capability (AC + DC).

TECH 300

Has 0.5% VDC accuracy and all the features of TECH 310, except the continuity test function and 10-amp current ranges.

FLUKE

Multimeter


Free 10 amp current shunt. General purpose True RMS multimeters with identical features except for power sources.

Model 810

Operates on line voltage

Model 811

Operates on line voltage and with rechargeable Ni-Cad batteries.




Hand Held DMM with true case



Model D800

Fluke's lowest priced DMM. An all purpose instrument for basic measurement needs. Five ranges for AC and DC voltage measurements. Four ranges for AC and DC current tests. Six resistance ranges.



Model D802

Same as Model D800 but has a basic DC accuracy of 0.1% and Fluke's conductance function for accurate high resistance measurement.



Model D804

The most powerful in the series. All features of Model D802 plus capability to check continuity and logic levels, measure temp with K-type thermocouples and capture peak readings of transients.

Simpson

Meter

Model 260-7

28 time-proven ranges. Direct dial reading of Amp-Clamp ranges. Only 2 batteries... one 9-volt and one 1.5 volt "D" cell. 260-7 complete with batteries, test leads and manual. 260-7M with mirror scale. 260-7RT in roll case. 260-7MRT with mirror scale, in roll top case. Available with reset pushbutton releases when overload exists.



260-7

3 1/2 Digital Multimeter


Model 467

LCD analog bargraph to indicate nulls, peaks and trends. Differential peak hold captures maximum (peak) and minimum values of complex waveforms. 50 u/sec pulse detection. True RMS measuring capability.



NLS

Touch/Test 20 Multimeter



TT-20

Touch selection and control of functions, ranges and power. Large (0.55" high) LED readout. Automatic polarity and overload indication. In-circuit test capabilities.

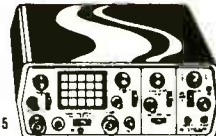
Model TT-20

Model TT-20B With batteries and charger

Model TT-21 With LCD readout

Model TT-21B With LCD readout, batteries and charger

Portable Triggered Miniscopes



MS-15

Model MS-15 15 MHz

Model MS-215 15 MHz, Dual Trace

Model MS-230 30 MHz, Dual Trace

FORDHAM

855 Conklin St., Farmingdale, N.Y. 11735

Master Charge BankAmericard
Visa COD Check Money Order



EQUIPMENT AND TOOLS NOBODY SELLS FOR LESS!

**GLOBAL
SPECIALTIES
CORP**

**3 1/2 Digit
0.1% Digital
Capacitance Meter**



Model 3001

Universal Counter-Timer



Model 5001

For the electronic measurement and display of frequency, period, interval and counted events. Unique full input signal conditioning.

Frequency Counter



Model 6001


• 5 Hertz to 650 MHz • 10 MHz crystal oven timebase input • Selectable 0.1, 1.0, 10 sec gate • Switchable low pass 50 KHz filter • True TTL compatibility at input

KEITHLEY

**Hand-Held Beeper
Digital Multimeter**

Model 128

• LCD display. • 0.5% basic accuracy. • 3 1/2 digit resolution. • 'Beeper' operates on all ranges and functions.



**Hand-Held Digital
Multimeter**

Model 130

• 0.5% basic accuracy. • 3 1/2 LCC display.


**4 1/2 Digit
Multimeter**

Model 135

• 0.5% basic accuracy. • 4 1/2 digit resolution provides wide dynamic range. • LCD display.

HITACHI
Hitachi General Ltd.

**Dual Trace
Oscilloscopes**



Economically priced, general-purpose oscilloscopes. Square 5 1/2" CRT with internal graticule (illuminated scale). High accuracy voltage axis and time axis set at $\pm 3\%$ (certified at 10°C and 35°C). High-sensitivity design; vertical sensitivity of 1 mV/div. available. 8-div. dynamic range ensures accurate measurement of wave-forms without distortion. TV sync-separator circuit.

**20 MHz
Model
V-202**

**35 MHz
Model
V-352**


**100 MHz
Model
V-1050**

LEADER

**10 MHz
at 1 mV
5" Scopes**


Model LBO-513
Single Trace with probe

Model LBO-514
Dual Trace with probes



20 MHz Oscilloscopes

• Add and subtract modes (with CH-2 invert), permits differential measurements (Model LBO-508A only). • Front panel X-Y operation ideal for phase-shift analysis, sweep alignment and vectorscope service (Model LBO-508A only). • 17.5 nanosec rise time for easy viewing of high speed pulses and wave forms.



Model LBO-507A

Single Trace with probe

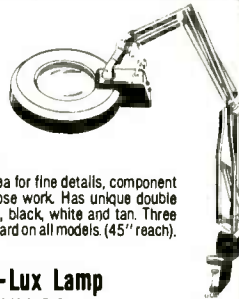
Model LBO-508A
Dual Trace with probes

LUXO

**Magnifier
Lamp**

Model LFM-1A

Offers large viewing area for fine details, component assembly and other close work. Has unique double tension control. In grey, black, white and tan. Three diopter, 13" focus standard on all models. (45" reach).




Magna-Lux Lamp

Model LUX-2A

Magnifier utility lamp. The 3 3/4" diameter lens supplemented by a 40-watt standard ap. incandescence bulb A-15 incandescence bulb. Sold in black only, has an arm reach of 39" and includes a factory installed 3-diopter lens. Same magnification as LFM-1A.

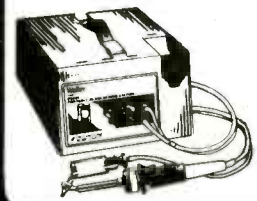


Weller



**Controlled
Output
Soldering
Station**

Model WTCP-N



**Portable
Desoldering
Stations**

Model DS-600

**Weller
Xcelite**

Attache Style Tool Cases



Model TC-150/ST

Contains 23 individual tools, 24 Series 99 interchangeable screwdriver/nutdriver blades and handles, 2 measuring tapes, soldering iron, recharger, solder.

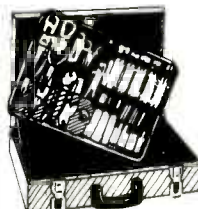


Model TC-100/ST

53 individual screwdrivers, nutdrivers, pliers and wrenches, 31 Series 99 interchangeable screwdriver/nutdriver blades and handles, and two screwdriver/nutdriver sets.

Model TC-200/ST

Smaller version of the TC-100 case. 27 interchangeable Series 99 screwdrivers and nutdrivers, for use with the straight or tee handle, plus 10 assorted snips, pliers, wire cutters and wrenches.



**Service
Master
Tool Kit**

Model 99-SM
24-piece kit



VIZ

DC Power Supply

Model WP-708

It's a dual DC Voltmeter

It's a triple DC Power Supply

• Three separate completely isolated DC power supplies: two 0-20V @ 0-2A, one fixed 5V @ 4A • Excellent line and load regulation • Fully adj. current limiting on the two variable supplies



TOLL FREE (800) 645-9518 in N.Y. State call **(516) 752-0050**

LETTERS

Address your comments to: Letters, **Radio-Electronics**,
200 Park Avenue South, New York, NY 10003

TELETEXT

I read your editorial in the February 1982 issue on the "non-decision" of the FCC in regard to teletext. May I please offer an alternate perspective on some of the point you made?

As I understand it, the FCC was chartered to enforce the Communications Act of 1934, as amended. That Act holds that the air waves belong to the public and are to be used only for the public good. The FCC is not, and never was, a consumerist organization. It was *not intended* to decide which commercial product is OK for consumers to have, and which is not.

That suits a lot of us out here just fine! We *don't want* the government telling us what to buy, when, how, what color it should be, etc. We prefer to make our own decisions from the offerings of a free market, thank you.

You state that with three incompatible


teletext services, consumers will have to purchase three separate decoders. Shame on you! As we all know, everything electronic is (or is about to be) microprocessor-driven. I suggest that the consumer will need to buy but one decoder and one, two, or three teletext programs, from it, according to which teletext service he or she wishes to use. That brings me to the next point.

You imply that, with three teletext services, the consumer will be *forced* to avail himself or herself of all three. *Why?* In the automobile market, there are sports cars, family sedans, compacts, station wagons, and pickup trucks. Does that mean that a car buyer *must* purchase one of each? Hardly. I suggest that in the television market the consumer should be equally free to select the teletext service he or she prefers.

You also seem to imply that the three teletext services will necessarily duplicate

one another. Why so? I would like to suggest that, in a free market, each teletext service will specialize. Perhaps one service might cover financial affairs (stocks, bonds, metals, gems, commodities); another might choose current events (news, weather, sports); and still another could specialize in entertainment (theater, concerts, movies, lectures, community services). I like that. Specialization, it seems, has always generated a higher level of excellence than generalization. Also, so has free-market competition, over a government-controlled market.

We have a new administration in Washington—one dedicated, in part, to getting the government off our backs. That is why the FCC has decided to allow consumers to choose for themselves which teletext service they prefer, after first seeming to have made the decision for them. Please note, however, that nothing that the FCC has done (or has not done) will get in the



"Fast and accurate readings. That's why we use the AWS EZ-Meter™ DMMs."

Bob Murray, ITS Equipment & Leasing Corp.

"At ITS, we maintain and service hundreds of pieces of computer equipment used by over 200 airline companies throughout the world. If even one piece of equipment goes down, serious back-up problems can occur. So our job is not only to make the proper repairs, but to make them fast. That's why we use the AWS EZ-Meter series of Digital Multi-Meters. With their Autoranging feature (volts & ohms) we can count on quick, accurate readings hundreds of times a day—both on the bench and in the field. And with their Five-Year warranty, we think they're the best hand-held DMMs you can buy."

Other outstanding features include:

- Autoranging and full manual mode (Models EZ-6100 & 6110)
- Audible continuity tone with 5 settings (Models EZ-6100 & 6110)
- Nominal DC volt accuracy 0.5% of reading (Models EZ-6100 & 6110)
- Zero adjust feather-touch button
- Low and normal power Ohm ranges
- 300 hours minimum continuous operation with two 1.5V "AA" batteries
- 3½ digit LCD indicates the function, reading and feature simultaneously
- Exclusive FIVE-YEAR Warranty!

For more information on the EZ-Meter series or any of the other fine AWS instruments call your local distributor or contact A.W. Sperry Instruments Inc., 245 Marcus Blvd., Hauppauge, N.Y. 11788 • 800-645-5398 Toll-Free (N.Y., Hawaii, Alaska call collect 516-231-7050).

**A.W. SPERRY
INSTRUMENTS INC.**
The Measurable Advantage.

CIRCLE 29 ON FREE INFORMATION CARD

"See Us At Southcon Booth #2413"

www.americanradiohistory.com

way of standardization in teletext.

Consider the NTSC standard, to which all broadcasters and all receiver and transmitter manufacturers must conform. Please correct me if I am wrong, but I believe that that standard was devised through voluntary cooperation within the television industry. It was not handed down from on high by the FCC, or any other government entity. If the free market so dictates, I'm willing to bet that industry will cooperate again to devise a teletext standard.

That is heady stuff, as the notion of a free market always is. I know that it sets a lot of people on edge, and has some of them gritting their teeth. But how about giving it a try for old time's sake? Who knows? You might even like it?
A.C. ACTON,
Midland, MI

LOW-FREQUENCY FILTER

Thank you for the good job on my article about the low-frequency filter kit (**Radio-Electronics**, November 1981). There are two errors that your readers should know about, however. In the schematic of Figure 7, the connection to pin "H" of the filter kernel ($-V_B$) should come from the other side of C16. Figure 3, showing the input and output noise of the low-frequency filter, is labeled as a spectrum analysis; though it was taken from a spectrum analyzer, those are time waveforms, not spectra.

Fortunately, neither error will affect anyone's building and installing the LFF from the layout, component locators, and interconnection drawings, all of which are error-free.
JOE GORIN

SOUND-GENERATOR CONTROLLER IC

In the December 1981 "Letters" section Mr. Stan Stephenson asks if anyone knows where he can obtain the TI SN76489A generator-controller IC. It is obtainable from CIRCUIT SPECIALISTS CO., Box 3047, Scottsdale, AZ 85257. The price is \$9.95, with a \$15 minimum on phone orders (1-800-528-1417), but no minimum is required for mail orders accompanied by a check or money order.

Finding an appropriate mailing address to reach the "Letters" department isn't so easy—how about putting an address at the head of the column?
CHARLES ROBINSON,
St. Louis, MO

Address your correspondence to: Letters, **Radio-Electronics**, 200 Park Ave. South, New York, NY 10003.

Your suggestion is a good one and we're going to use it. See the opening of the Letters column in this month's issue.—Editor

CABLE TV

I read your editorial about cable TV in the August 1980 issue of **Radio-Electronics**, and have a few comments that I would like to share.

It is interesting indeed that cable TV is going about in the same way that Ma Bell has, but I see something more to it than just that. With such things now as select TV, Showtime, Cable News Network, ESPN, HBO, etc., offered on cable-TV systems, I can see why we are told that cable companies must do the hookups. As I see it, cable lines come into the home just as telephone lines do. It is true that they

must do the hookup on a pole outside, just as one's "drop" telephone line is where it meets the main feeding cable (pairs).

But what goes on in the place of residence is actually another matter. It is choice; if the customer wants telephone-company-installed wiring, phones, etc. (they must still provide lightning protection) he would do it that way. Cable TV operates on the same principle. Coaxial cable can be supplied just as well by outside suppliers. I agree entirely that qualified people could do it that way—people with enough knowledge of how it works. If one is fairly knowledgeable in electricity, electronics, and wiring methods, I can see no reason why it would not work.

As cable companies will give many reasons why it will not work, one probable reason begin that private investment in cable TV appears to be good, it is not a matter of who must do it. Cable TV has many offerings now, with the advent of satellites, etc. So I can see why they are proceeding in a manner like that of Ma Bell. Cable can be the provider of the service, just as telephone-line service is; but the responsibility or choice of options at home are best left to the customer. Hotels, motels, etc., that have all those extras with cable would be another matter, where cable could provide it, or an outside private contractor could.
DAVID WAGNER,
Marquette, MI

BACKWARD DIODES?

In looking over the "Hobby Corner" section of **Radio-Electronics**, October 1981, I noticed what appeared to be a mis-

Radio-Electronics

mini-ADS

CALL NOW AND RESERVE YOUR SPACE

- \$550 for a 6X frequency insertion.
- Reaches 211,387 readers.
- Fast reader service cycle.
- Short lead time for the placement of ads.
- We typeset and layout the ad at no additional charge.

Call 212-777-6400 to reserve space. Ask for Arline Fishman. Limited number of pages available. Mail materials to: mini-ADS, RADIO-ELECTRONICS, 200 Park Ave. South, New York, NY 10003.

Sinclair
ZX81
Software on cassette.



MULTIFILE Data Storage System. A versatile multi-purpose filing system for 16K ZX81. Menu-driven. The number, size and heading of files are user-definable. Files may be created, modified, replaced, and searched, and are protected by a security lock. Output to ZX printer is provided. **MULTIFILE** is supplied on cassette with three blank cassettes for data storage, and packed in an attractive permanent storage case. Supplied with extensive documentation describing applications for both business and personal use. \$29.95


ZXAS Machine Code Assembler (16K)	\$9.95
ZXDB Machine Code Disassembler/Debugger (16K)	\$9.95
ZXCHES ! Your choice of 7 levels of play, white or black, set up any position to be analyzed, change levels of play during a game, swap sides, and more. (16K)	\$24.95
INVADERS! Ten levels of play! (16K)	\$9.95
STARTER Trek across the galaxy. (16K)	\$9.95
ADVENTURE: Damsel and the Beast (16K)	\$14.95
1K PROGRAM PACK, 8 compact, entertaining programs	\$9.95
16K PROGRAM PACK, Four entertaining programs	\$9.95
10 EXCITING ZX81 PROGRAMS	\$14.95

Books
30 Programs for the ZX81 (1K) \$14.95
Understanding Your ZX81 ROM \$19.95
ZX81 ROM Disassembly Part A \$14.95
Full replacement warranty all tapes.
Write for our FREE SOFTWARE CATALOGUE for ZX81

GLADSTONE

Gladstone Electronics 901 Fuhrmann Blvd., Buffalo, NY 14203
Telephone Orders (716) 849-0735 VISA/MC No. C.O.D.s please
Mail Orders: Send check, money order, Visa or MC number
\$1.50 per order handling

CIRCLE 87 ON FREE INFORMATION CARD



2300 MHz DOWNCONVERTER kit for Amateur microwave reception. \$35.00 postpaid. Highest quality components. Send SASE for information filled catalog of other converter kits, preamps, accessories and parts. VISA and MASTERCARD accepted.

SMP - Superior Microwave Products, Inc.
PO Box 1241 Vienna, VA 22180
1-800-368-3028 1-703-255-2918

CIRCLE 65 ON FREE INFORMATION CARD

take in the diagram, Fig. 4. Either the power and ground connections were shown wrong, or the six IN914 diodes were drawn incorrectly.

In reading the text, I found it stated: "All of the LED's shown in this article are common-cathode devices." I know that LED's emit light forward-biased, and IN914 conducts forward-biased—that is disregarding its reverse breakdown. So I concluded that the six IN914 diodes are drawn backwards.

JACKIE REICHLING,
Batavia, IL

You appear to be correct. Fortunately, although the circuit will not work properly as shown, at least nothing will be harmed.—Editor

TEMPERATURE MEASUREMENT

Your "Letters" column in the January, 1982 issue, included a lengthy communication from Mr. John P. Lane concerning temperature measurement. Mr. Lane is quite correct in most of his comments, including the desirability of using distilled water for the boiling-point calibration. However, there is one important point that he neglected to mention. Since he lives near sea-level, he may not be aware of the ambiguity in "official" barometric pressures.

For various, perfectly valid reasons, the barometric readings announced by the National Weather Service are normalized to equivalent sea-level values. They do not reflect the true pressure values unless you live on the beach. Since the pressure drops with altitude at the rate of one

inch Hg per thousand feet (that is fairly accurate up to 10,000 feet), the tolerance of 0.03 inches suggested by Mr. Lane is equivalent to about 30 feet in altitude. Thus, in most parts of the country, that factor may well be the dominant error of the calibration process. I am not aware of any public source of "true" barometric readings, so you would be well advised to find out what your local altitude is, and then use the *Handbook of Chemistry and Physics* that Mr. Lane recommends to calculate the "true" pressure.

GARY J. VINCENT,
Richardson, TX

RADAR DETECTORS

In the December 1981 "Letters" section, Mr. Horn overrates the law as a safety device. Most drivers come with two police detectors—one on either side of the nose—and the truth is that the law has little effect on the way they drive. Driving habits reflect one's intelligence, skill, alertness, experience, self-discipline, and attitude toward respect for safety of self and others. The law makes little prescriptive contribution. Fatality rates among radar-detector-equipped drivers may tend to be lower than average, because such drivers tend to be alert and self-defensive. The law's most significant effect is in the persuasion of the public that officials have taken action. The net result of radar detectors on the nation's traffic picture will be a slight reduction in speed-trap revenue, and nothing more.

J.D. DENNON,
Warrenton, OR

SUBSCRIPTION TV

Your editorial on subscription TV (*Radio-Electronics*, December 1981) has generated a lot of thinking about cable, subscription, and free TV, as far as the public airways are concerned. Evidently, the logic at the FCC is to let those industries battle it out.

However, the real losers are the taxpayers. There is little doubt that free TV will be eliminated eventually, or greatly reduced, as the broadcasters join the cable-elite group. That isn't too bad for people living in cabled areas, and who don't mind the ever-increasing subscription fees. But what about the people living in rural and other uncabled areas of the U.S.A.?

The only possible solution for such people is signals delivered directly to their homes by satellite. And the problem here is that the premium services (HBO, Show Time, the Movie Channel, etc.) refuse to sell their programs to private TVRO owners, even though cable TV is not available to them. The irony of the mess is that the government (NASA) is supplying the space technology and the rocket boosters to place those satellites in orbit while, at the same time, another government body (FCC) allows satellite programmers to refuse to supply service for a reasonable fee to taxpayers who help pay the bills.

Come on, Congress and the FCC; it's about time that you considered the people living in the fringes.
LARRY J. WILSON,
Reynoldsburg, OH

R-E

BBC GOERZ
BROWN BOVERI METRAWATT



INTRODUCTORY OFFER

MA 1H A Professional Tool for **only \$49.00**

Safety Test Leads \$ 7.90
Case for Meter and Leads \$12.00

Black molded high impact thermoplastic case.

Large mirror scale, 83mm

Meter movement: Coil core magnet mounted on shock-proof jeweled bearings. Overload protected.

Dimensions: 92 x 126 x 45mm, Battery AA size 1.5V

Input impedance: 20k Ω /V DC, 4k Ω /V AC

Accuracy: 3% V DC, 4% V AC

Measuring ranges

Voltage	Current	Resistance	Capacitance
0.15 V dc	50 μ A dc	1 Ω ... 1 k Ω	2000 ... 200 000 μ F
0.5 V dc	0.5 mA ac/dc	10 Ω ... 10 k Ω	200 ... 20 000 μ F
1.5 V ac/dc	5 mA ac/dc	100 Ω ... 100 k Ω	20 ... 2 000 μ F
5 V ac/dc	50 mA ac/dc	1 k Ω ... 1 M Ω	2 ... 200 μ F
15 V ac/dc	500 mA ac/dc		
50 V ac/dc	5000 mA ac/dc		
150 V ac/dc			
500 V ac/dc			
1000 V dc			

MA 2H | Accuracy: 1.5% V DC, 2.5% V AC | **\$79.00**
Current range: 15 A AC/DC
Other specs same as MA1H

1 YEAR IMMEDIATE EXCHANGE WARRANTY

THE TEST EQUIPMENT SPECIALISTS

TOLL FREE HOT LINE

800-223-0474 **ADVANCE ELECTRONICS**

54 WEST 45th STREET, NEW YORK, N.Y. 10036 212-687-2224

CIRCLE 27 ON FREE INFORMATION CARD

www.americanradiohistory.com


Project yourself into the future.

Video is the boom of the '80s. Never have so many opportunities been available to you. Sales are up and RCA is leading the way.

We've introduced new products. 9" and 13" ColorTrak, Projection TV, Video Monitor, 5" B/W, Convertible VCR, and the VideoDisc Player are just some of our new products.

And right now, more new products are being developed, refined and made market-ready.

More products, more service opportunities. The chance to increase your business by repairing these new products is here. If you have the knowledge.



You'll be able to troubleshoot these new products and service them faster than ever before.

A future that will really open your eyes. The '80s are going to see home video equipment advances that until now were only dreamed about.

What this means to you is a service industry

more vital and growing than ever before.

At RCA we provide first-rate technical hands-on workshops, and supply you with up-to-date schematics and complete service information. And our magazine, *The Communicator*, provides you with technical tips.

RCA

WE'LL OPEN YOUR EYES.

For your free subscription to RCA COMMUNICATOR, our magazine of news and advice for service technicians, write: RCA, Dept. 1-155, 600 North Sherman Drive, Indianapolis, IN 46201.



NEW IDEAS

Automobile locator

HAVE YOU EVER HAD TROUBLE FINDING your car in a crowded parking lot? If so, here's a device that will be of some help.

This automobile locator is made up of two parts. The first is an RF oscillator, whose circuit is shown in Fig. 1. The second is a sensitive receiver; that circuit is shown in Fig. 2.

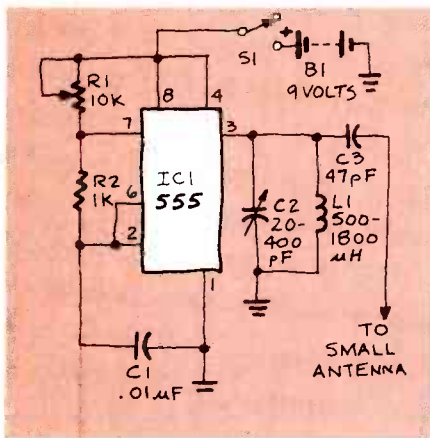


FIG. 1

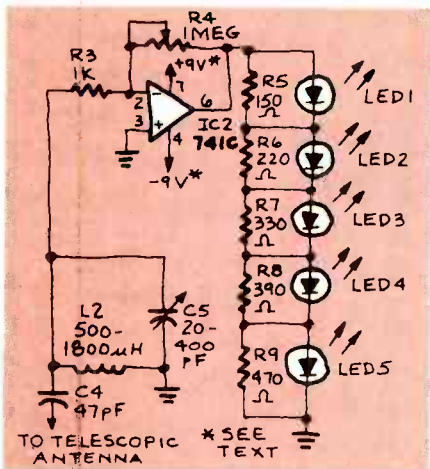


FIG. 2

The heart of the oscillator is a 555 timer IC. Its frequency—just below the AM broadcast-band—is determined by R1, R2, and C1. A tank circuit (C2 and L1) is used to tune the transmitter. The antenna is coupled to the transmitter through C3. Since efficiency is not very important here (output power should be kept under 100 mW), the length of the antenna can be kept short.

A telescopic antenna or a length of hookup wire will work quite well. The only thing that is important is that the antenna be vertically polarized.

At the receiver, the incoming signal is tuned by C5 and L2 before being passed on to the 741 IC. That IC amplifies the signal up to 1000 times; the amount of amplification is controlled by adjusting R4, a linear-taper potentiometer (more on that later). The five LED's are used to indicate signal strength, they light up in order (1 to 5) as the signal gets stronger.

The 741 requires two 9-volt batteries for power. The positive terminal of one battery is connected to pin 7. The negative terminal of the other battery is connected to pin 4. The remaining terminals (one positive and one negative) are connected together and grounded.

Keep in mind that you will be carrying the receiver with you as you go about your business, so it should be installed in a case that is as small as possible.

After the devices are built, the receiver and transmitter will need to be tuned. Once that is done, however, you should not need to do it again unless the settings are tampered with. Placing the transmitter and receiver next to each other, detune the receiver so that none of the LED's light. Then tune the transmitter until all of the receiver's LED's light, indicating maximum signal strength. Potentiometer R4 should be adjusted for the minimum amplification that will give you a usable signal. Too much amplification will give you a maximum-strength indication over too wide a range. Separate the receiver and the transmitter (the farther apart they are the better) and adjust R4 until you get a maximum strength reading only when the receiver's antenna is pointed directly at the transmitter. The RF locator is now ready for use.

Since the locator will not be able to work through the metal body of your car, you will need to set up the transmitter so that the signal can radiate through a glassed-in area. That is really not much of a problem. If you are using a hook-up-wire antenna, simply tape the free end to the top of either the front or rear windshield. If you're using a telescopic antenna, place the trans-

mitter on the dashboard and extend the antenna so that it is as long as possible. In either case remember to switch the transmitter on before you leave, and remember that the antenna should be aligned vertically for best results.

To find your car, just extend the telescopic antenna of the receiver to its full length and hold it parallel to the ground. Point the antenna to your far left, then swing it to your far right. Do that until you find in which direction the strongest signal lies, as indicated by the LED's. The antenna will be pointing at your car.—Doug Krause

NEW IDEAS

This column is devoted to new ideas, circuits, device applications, construction techniques, helpful hints, etc.

All published entries, upon publication, will earn \$25. In addition, Panavise will donate their model 324 Electronic Work Center, having a value of \$49.95. It combines their circuit-board holder, tray base mount, and solder station. Selections will be made at the sole discretion of the editorial staff of **Radio-Electronics**.

I agree to the above terms, and grant **Radio-Electronics Magazine** the right to publish my idea and to subsequently republish my idea in collections or compilations of reprints of similar articles. I declare that the attached idea is my own original material and that its publication does not violate any other copyright. I also declare that this material had not been previously published.

Title of Idea

Signature

Print Name

Date

Street

City

State

ZIP

Mail your idea along with this coupon to: **New Ideas Radio-Electronics, 200 Park Ave. South, New York, NY 10003**





Find exciting projects, troubleshooting and repair tips, and hands-on, do-it-yourself info, plus hundreds of time-and money-saving ideas in the **ELECTRONICS BOOK CLUB**

Select 6 outstanding volumes for only **\$2.95** (total value up to \$116.70)


GET TWO EXCITING PROJECT BOOKS FREE!

1066
List \$14.95
paper




1108
List \$12.95

1245
List \$16.95



1338
List \$19.95




1230
List \$15.95



1070
List \$14.95



1337
List \$9.95




1370
List \$22.95



1277
List \$19.95



1306
List \$15.95



1076
List \$12.95




1249
List \$15.95

1291
List \$17.95



1323
List \$10.95



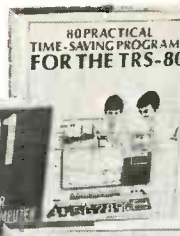
1233
List \$14.95




1225
List \$15.95



1218
List \$16.95




1293
List \$15.95



1225
List \$15.95




1225
List \$15.95



1218
List \$16.95



1283
List \$18.95




1211
List \$14.95

1128
List \$11.95



1251
List \$16.95

Join now . . . get two extra books absolutely free!
Modern Transistor Radios
and **Modern Crystal Radios**



7 very good reasons to try Electronics Book Club

Blue Ridge Summit, PA 17214

- **Reduced Member Prices.** Save up to 75% on books sure to increase your know-how
- **Satisfaction Guaranteed.** All books returnable within 10 days without obligation
- **Club News Bulletins.** All about current selections—mains, alternates, extras—plus bonus offers. Comes 13 times a year with dozens of up-to-the-minute titles you can pick from
- **"Automatic Order"**. Do nothing, and the Main selection will be shipped automatically! But . . . if you want an Alternate selection—or no books at all—we'll follow the instructions you give on the reply form provided with every News Bulletin
- **Continuing Benefits.** Get a Dividend Certificate with every book purchased after fulfilling membership obligation, and qualify for discounts on many other volumes
- **Bonus Specials.** Take advantage of sales, events, and added-value promotions
- **Exceptional Quality.** All books are first-rate publisher's editions, filled with useful, up-to-the-minute info



ELECTRONICS BOOK CLUB

Blue Ridge Summit, PA 17214

Please accept my membership in Electronics Book Club and send the 6 volumes circled below, plus a free copy of Modern Crystal Radios and Modern Transistor Radios. I understand the cost of the books selected is \$2.95 (plus shipping/handling). If not satisfied, I may return the books within ten days without obligation and have my membership cancelled. I agree to purchase 4 or more books at reduced Club prices during the next 12 months, and may resign any time thereafter.

1066 1070 1076 1108 1128 1160 1211 1218
1225 1230 1233 1245 1249 1251 1277 1283
1291 1293 1306 1323 1333 1337 1338 1370

Name _____ Phone _____

Address _____


City _____

State _____ Zip _____

(Valid for new members only. Foreign and Canada add 20%)

RE-482

“If you’re going to learn electronics, you might as well learn it right!”



“Don’t settle for less. Especially when it comes to career training...because everything else in your life may depend on it. That’s why you ought to pick CIE!”

You've probably seen advertisements from other electronics schools. Maybe you think they're all the same. They're not!

CIE is the largest independent home study school in the world that specializes exclusively in electronics.

Meet the Electronics Specialists.

When you pick an electronics school, you're getting ready to invest some time and money. And your whole future depends on the education you get in return.

That's why it makes so much sense to go with number one... with the specialists... with CIE!

There's no such thing as bargain education.

If you talked with some of our graduates, chances are you'd find a lot of them shopped around for their training. Not for the lowest priced but for the best. They pretty much knew what was available when they picked CIE as number one.

We don't promise you the moon. We do promise you a proven way to build valuable career skills. The CIE faculty and staff are dedicated to that. When you graduate, your diploma shows employers you know what you're about. Today, it's pretty hard to put a price on that.

Because we're specialists, we have to stay ahead.

At CIE, we've got a position of leadership to maintain. Here are some of the ways we hang onto it...

Our step-by-step learning includes "hands-on" training.

At CIE, we believe theory is important. And our famous Auto-Programmed® Lessons teach you the principles in logical steps.

But professionals need more than theory. That's why some of our courses train you to use tools of the trade like a 5 MHz triggered-sweep, solid-state oscilloscope you build yourself—and use to practice troubleshooting. Or a Digital Learning Laboratory to apply the digital theory essential to keep pace with electronics in the eighties.

Our specialists offer you personal attention.

Sometimes, you may even have a question about a specific lesson. Fine. Write it down and mail it in. Our experts will answer you promptly in writing. You may even get the specialized knowledge of all the CIE specialists. And the answer you get becomes a part of your permanent reference file. You may find this even better than having a classroom teacher.

Pick the pace that's right for you.

CIE understands people need to learn at their own pace. There's no pressure to keep up... no slow learners hold you back. If you're a beginner, you start with the basics. If you already know some electronics, you move ahead to your own level.

Enjoy the promptness of CIE's "same day" grading cycle.

When we receive your lesson before noon Monday through Saturday, we grade it and mail it back—the same day. You find out quickly how well you're doing!

CIE can prepare you for your FCC License.

For some electronics jobs, you must have your FCC License. For others, employers often consider it a mark in your favor. Either way, it's government-certified proof of your specific knowledge and skills!

More than half of CIE's courses prepare you to pass the government-administered exam. In continuing surveys, nearly 4 out of 5 CIE graduates who take the exam get their Licenses!

Associate Degree

Now, CIE offers an Associate in Applied Science Degree in Electronics Engineering Technology. In fact, all or most of every CIE Career Course is directly creditable towards the Associate Degree.

Send for more details and a FREE school catalog.

Mail the card today. If it's gone, cut out and mail the coupon. You'll get a FREE school catalog plus complete information on independent home study. For your convenience, we'll try to have a CIE representative contact you to answer any questions you may have.

Mail the card or the coupon or write CIE (mentioning name and date of this magazine) at: 1776 East 17th Street, Cleveland, Ohio 44114.



CIE Cleveland Institute of Electronics, Inc.

1776 East 17th Street, Cleveland, Ohio 44114

Accredited Member National Home Study Council

YES... I want the best of everything! Send me my FREE CIE school catalog—including details about the Associate Degree program—plus my FREE package of home study information. RE-34

Print Name _____

Address _____ Apt. _____

City _____

State _____ Zip _____

Age _____ Phone (area code) _____

Check box for G.I. Bill information: Veteran Active Duty

MAIL TODAY!

Here's why we're Number One.

When it comes to logic probes, more people purchase Global Specialties! Because you can spend twice as much and not get the speed, precision, flexibility and accuracy offered by our four logically-priced probes—including our remarkable new 150 MHz ECL Probe. Not to mention the versatility, reliability and durability we've become famous for.

But we don't stop there. When it comes to logic testing, Global Specialties does the *complete* job. With our DP-1 auto-sensing digital signal injector—for fast, easy stimulus-response testing, at an economical \$83.00*. Plus a line of multi-channel Logic Monitors that provide an inside picture of circuit activity at up to 40 nodes simultaneously. And each product has an idea-filled applications manual—as well as an unmatched line of highly-functional accessories, to extend its versatility still more.

With Global Specialties, there's no need to compromise on performance. Or *value*. Discover for yourself why we're the number-one logical choice!

True multi-family performance. DTL, TTL, CMOS. Or ECL*!

Easy-to-use Memory and Pulse functions

Full readout indications—HI, LOW, PULSE

Overload and AC-line-protected high-impedance input. Linear input impedance eliminates errors due to non-uniform loading

Complete line of interchangeable probe tips and grounding wires, including easy clip, banana plug, alligator clip jumpers and variety of power cords

Interchangeable thin-profile power cords (instead of awkward, heavy or coiled cords)

Unsurpassed reliability—performance proven

All specs conservative and guaranteed

Half the price for equal (or better) performance

Circuit-powered with reverse-voltage protection

Compact, high-impact, human-engineered case



Standard LP-1, only \$50.00*, with latching memory—captures pulses as fast as 50 nsec, to 10MHz, guaranteed

Economy LP-2, \$32.00*, guaranteed to 50 nsec, 1.5 MHz

High-speed LP-3 with memory, only \$77.00*, guaranteed to 10 nsec (6 nsec, typical) and 50 MHz!

New ECL LP-4*, \$150.00; the new industry standard—with memory, guaranteed to 4 nsec (2 nsec, typical) at 150 MHz!

*LP-4 probe exclusively for use with ECL. For DTL, TTL or CMOS, select LP-1, -2 or -3.

70 Fulton Terr., New Haven, CT 06509 (203) 624-3103, TWX 710-465-1227
 OTHER OFFICES: San Francisco (415) 648-0611, TWX 910-372-7992
 Europe: Phone Saffron-Walden 0799-21682, TLX 817477
 Canada: Len Finkler Ltd., Downsview, Ontario

**GLOBAL
 SPECIALTIES
 CORPORATION**

Call toll-free for details
1-800-243-6077
 During business hours

*Suggested U.S. resale. Prices, specifications subject to change without notice. © Copyright 1981 Global Specialties Corporation.

CIRCLE 14 ON FREE INFORMATION CARD

BUILD THIS

THE MICRO-SCRIPT VIDEO TITLER IS A character- and low-resolution-color-graphics generator for the amateur, educational, or industrial video-user. A 40-key keypad contains the entire alphabet, digits 0 through 9, punctuation marks, block-graphics symbols, and control keys. With it you can easily produce titles, graphs, etc. The letters appear white on either a green or red background; colors for the graphics symbols are green, yellow, blue, red, magenta, and orange.

The titler is powered by a 500 mA, 9-volt DC, wall-plug supply.

About the circuit

The circuit can be divided into three sections (see Fig. 1). The input/controller section accepts commands from

the user, analyzes them, and transfers them to the second section, the memory. The video-display generator—the third section—reads the contents of the memory and produces a composite-video signal that can be fed to a TV receiver or recorded on videotape. Refer to Figs. 2 and 3 as we discuss how the titler works.

Input/controller

This part of the system is based on the low-cost and easily available 6802 microprocessor. That microprocessor has a number of interesting features. Its structure is not multiplexed, which means that it has independent address and data buses; that makes it very easy to interface with other components. Since the microprocessor contains 128

bytes of RAM, it is independent of the memory section and, even if the memory is busy with the video-display generator, the 6802 can continue to execute commands until the memory section is ready to accept them.

Programming the 6802 will be explained later, but for the moment it's enough to know that the program is stored in the 2716 EPROM (the program ROM) which is directly connected to the microprocessor's address and data buses, with its control line, \overline{CE} , going to decoder IC4. When the unit is turned on, the 6802's reset signal is activated by R9 and C1, forcing the address bus to FFFF (hex), the program starting-address (see the memory map in Fig. 4).

The 40-key keypad used for input is

VIDEO TITLER

FOR HOME VIDEO MOVIES

MICHEL
CHAMPAGNE

Liven up your video presentations with a versatile color-titler that generates not only alphanumeric, but also graphics.



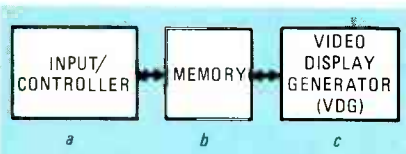


FIG. 1—VIDEO TITLER CONSISTS of three main sections. Data and address buses are bidirectional, permitting memory (b) to be accessed by either input/controller (a) or video-display generator (c).

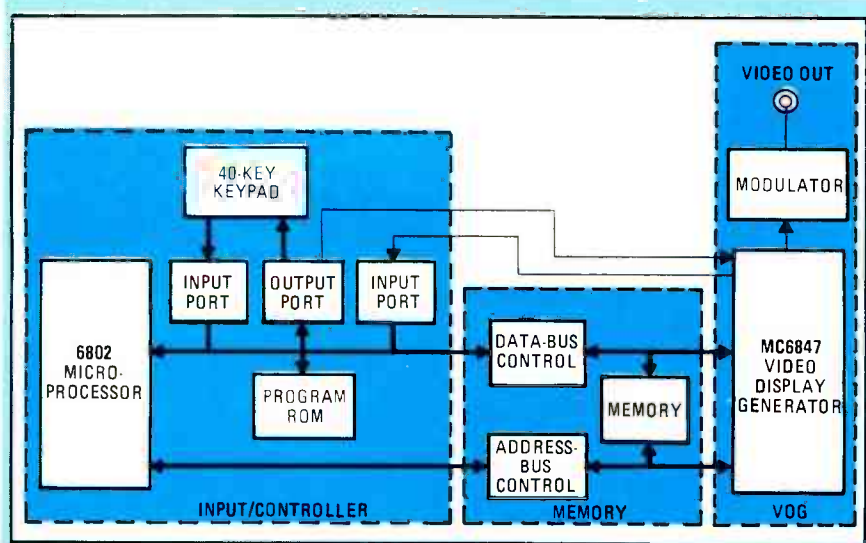


FIG. 2—DETAILED BLOCK DIAGRAM shows data flow within and between sections of titler.

ADDRESS (HEX)	IC4 PIN #
0000	RAM (6802)
007F	NOT USED
0800	OUTPUT PORT 14
1000	INPUT PORT 13
1800	INPUT PORT 12
2000	DISPLAY RAM 11
2400	NOT USED 10
	NOT USED 9
	NOT USED 8
F800	PROGRAM ROM 7
FFFF	

FIG. 4—MEMORY MAP of titler (not to "scale") shows how various functions are called up by decoder IC4.

organized as a 5 × 8 matrix. Its five rows are connected to the 6802 through IC1, a 74LS273 octal D-type flip-flop. Pin 37 of IC3, the 6802, outputs a clock signal of about 900 kHz. That signal is buffered by IC6-a and gates IC1, which samples the output of the keypad rows. The keypad's eight columns are connected to the microprocessor's input port via a 74LS244 octal buffer, IC2. The information from the eight columns is presented to the data bus when pins 1 and 19 of IC2 are taken low by the C output of IC4. That scanning system makes it easy to determine which key is pressed.

Decoder IC4 uses address lines A11, A12, A13, and the VMA (Valid Memory Address) signal from the microprocessor to produce eight output-signals corresponding to eight areas of the 2K memory. Only five of those eight signals are used—but that is enough for our purposes.

The HALT, MR, $\overline{\text{IRQ}}$ and $\overline{\text{NMI}}$ lines are forced to a logic-high state by R10.

Memory

The display memory is made up of two 2114 (1K × 4) static RAM's, IC9 and IC10, to provide 512 bytes of memory per page. Memory-page selection uses a signal provided by pin 9 of IC1. Since the memory can be accessed by either the microprocessor or the video-display generator—but not by both simultaneously—bus-drivers IC7, IC8 and IC11 are used to disconnect the 6802 from memory when the video-display generator is operating. The R/W (Read/Write) signal from pin 34 on the microprocessor is used to control the direction of data flow.

The $\overline{\text{WE}}$ (Write Enable) signal for IC9 and IC10 is generated by IC6, IC8, and Q1. That insures that when the video-display generator is active, the memory is in the READ mode; otherwise the memory is in the WRITE mode and available to the microprocessor.

PARTS LIST

All resistors 1/4-watt, 5%

R1-R11—10,000 ohms

R12—1000 ohms

R13—5600 ohms

R14—360 ohms

R15—750 ohms

R16—470 ohms

R17—10 ohms

R18—1300 ohms

R19—75 ohms

Capacitors

C1, C8—10 μF , electrolytic

C2—150 μF , electrolytic

C3—5-40 pF, PC-mount trimmer

C4—47 pF, ceramic disc

C5-C7—0.1 μF

C9—470 μF , electrolytic

C10—4.7 μF , electrolytic or tantalum

Semiconductors

IC1—74LS273 8-bit D-type flip-flop

IC2—74LS244 octal non-inverting three-state driver

IC3—6802 microprocessor

IC4—74LS138 expandable 3-to-8 decoder

IC5—2716 EPROM (see below)

IC6—74LS00 quad 2-input NAND gate

IC7, IC8—74LS367 three-state hex buffer

IC9, IC10—2114L-3 1024 × 4 static RAM

IC11—74LS245 octal non-inverting bus transceiver

IC12—MC6847 video display generator

IC13—MC1372 color-TV video modulator

IC14—7805 5-volt tab-type regulator

Q1—2N3904

Q2—2N3906

D1—1N4001

XTAL1—3.579545 MHz TV color-burst-reference crystal

J1, J2—jacks to mate with power supply and video cables

Keyboard—5 × 8 matrix (Texas Instruments 11KS119 or equivalent)

Miscellaneous: 9-volt, 500 mA wall-plug DC supply, enclosure, cable, wire, etc.

The following are available from Scriptovision, Inc., P.O. Box 535, Snowdon Station, Montreal, Quebec, CANADA H3X 3T7 (all prices shown are in U.S. dollars); assembled and tested titler, \$169.00; partial kit (PC board, programmed EPROM, keyboard, enclosure, keyboard label), \$69.00; PC board and programmed EPROM, \$49.00; programmed EPROM only, \$35.00. U.S. residents must add 4.7% to those prices for import duty. Please add \$3.85 to each order for shipping and handling. Allow 4-6 weeks for delivery.

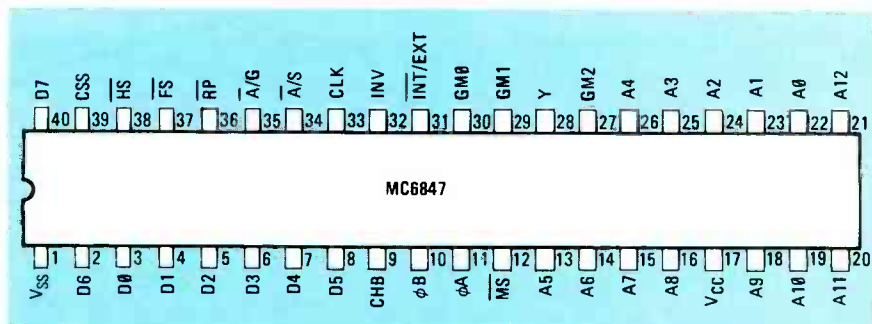


FIG. 5—VIDEO-DISPLAY GENERATOR, a MC6847, is the same IC used in the TRS-80 Color Computer.

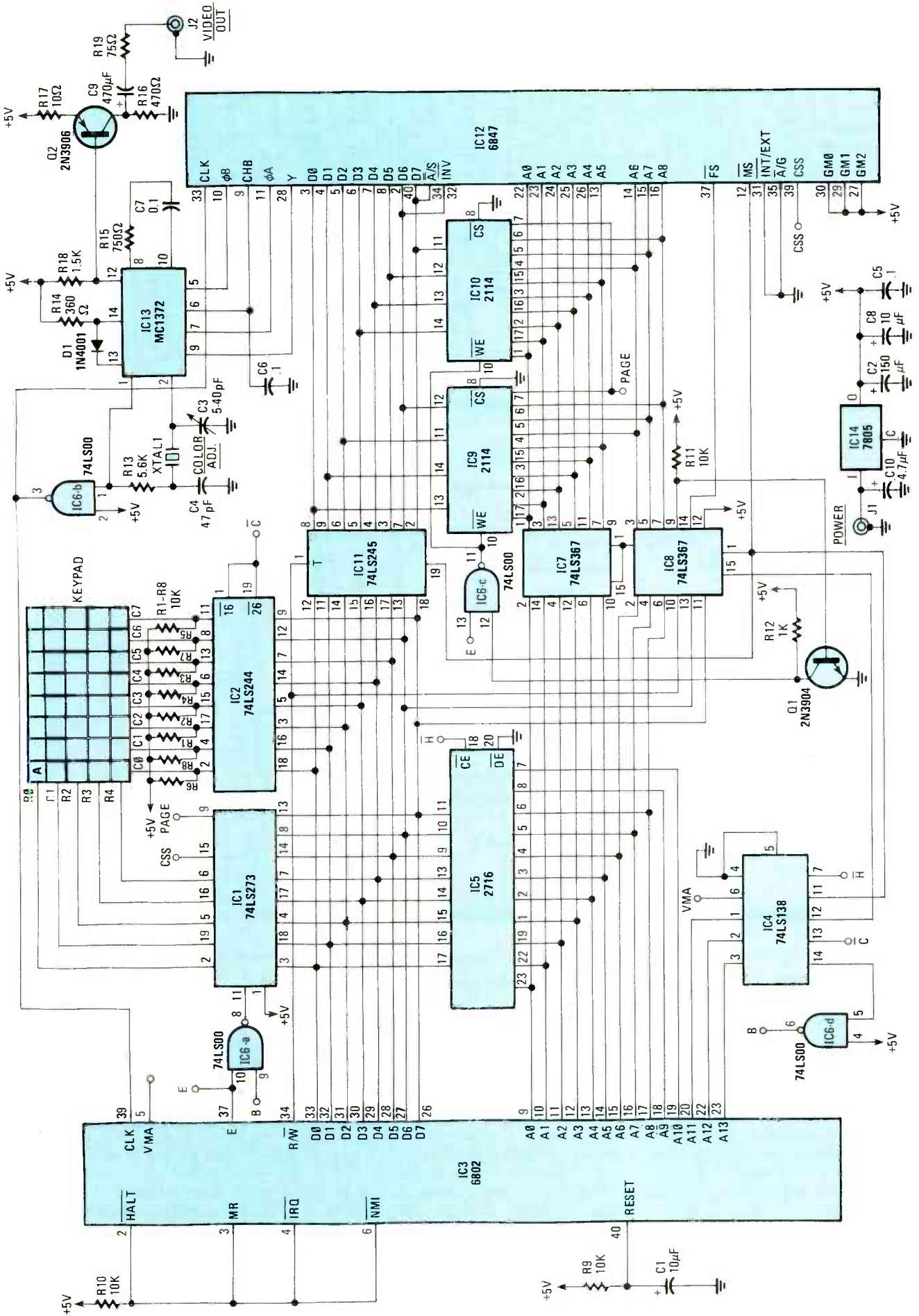


FIG. 3—TWO 2114 STATIC RAM'S are used to permit storage of two separate displays.

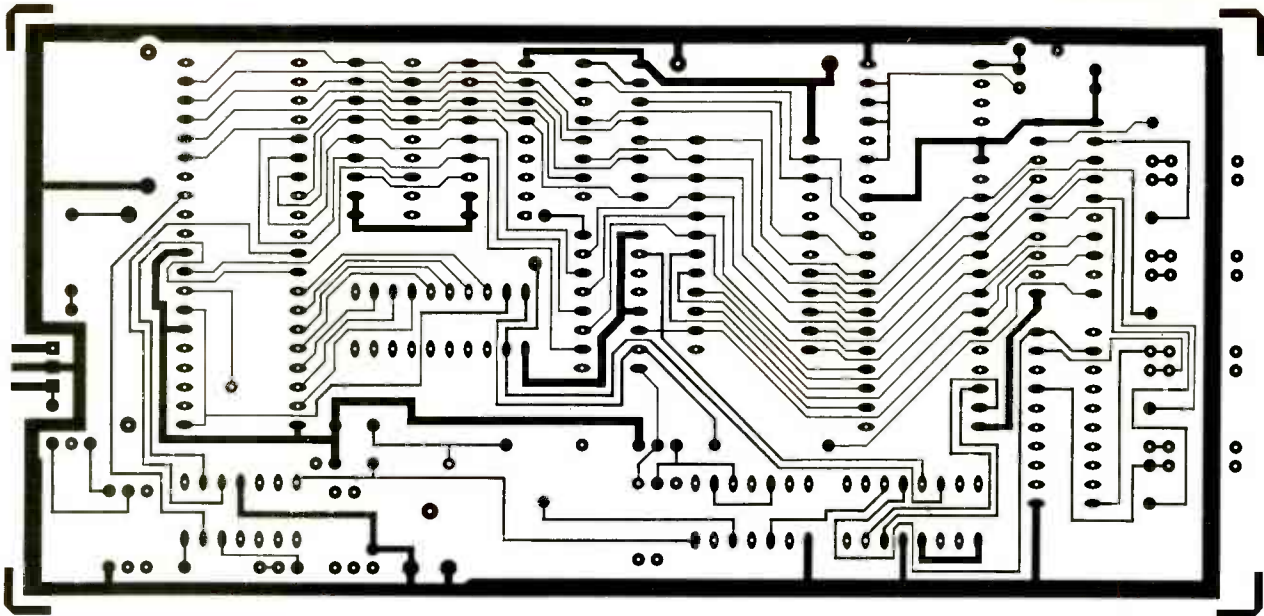


FIG. 6—PC BOARD FOR TITLER is double sided. This is the top, or component, side of board.

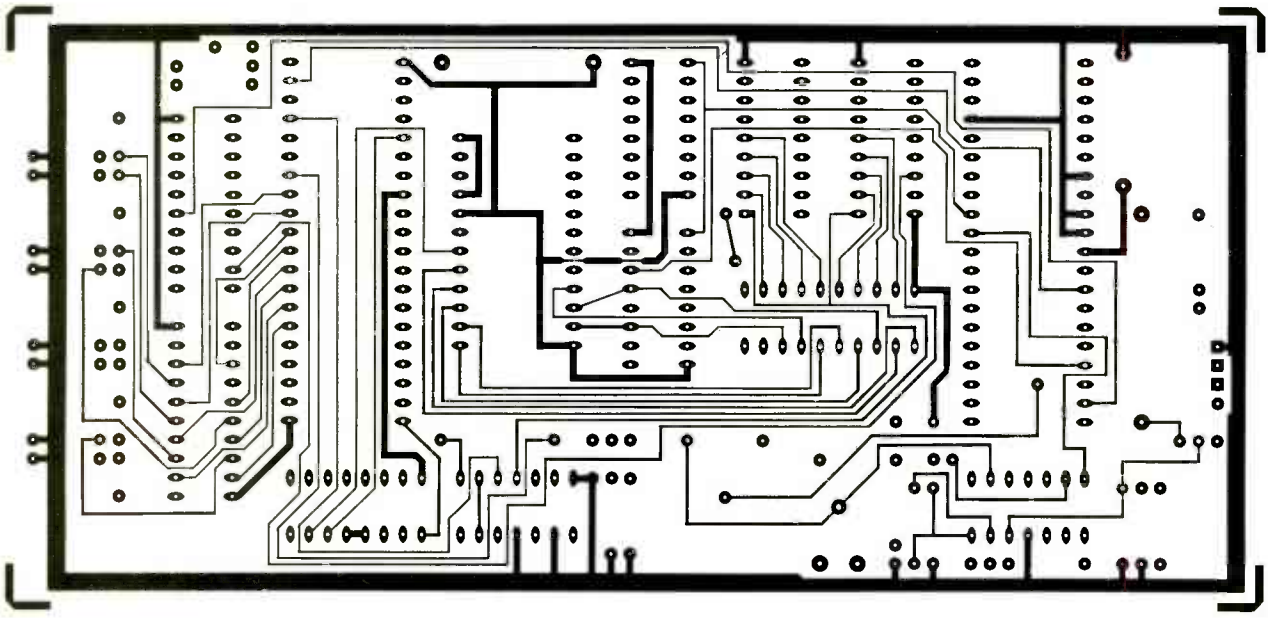


FIG. 7—"BOTTOM" OF PC BOARD. Keypad and voltage regulator will be mounted from this side.

Video-display generator

The video-display generator, IC12, is an MC6847. Its pinout is shown in Fig. 5. It reads data from the memory IC's using the address and data buses and generates both the alphanumeric and graphics characters for the display.

All clock signals are derived from IC13, a color-TV modulator IC that uses a 3.58 MHz color-burst-reference crystal and generates the composite-video signal that, after amplification by Q2, is the output of the titler. Chroma, luminance, and other information are provided by IC12. The output of the titler, which is available at jack J2, has an impedance of 75 ohms.

Construction

The titler can be built using either wire-wrap techniques, or on a double-sided PCB board. A foil pattern for the component-side of the board is provided in Fig. 6; a pattern for the other side is shown in Fig. 7. Component placement is shown in Fig. 8 and in Fig. 9.

Be sure that the capacitors and IC sockets are oriented correctly, and install jumpers through the board, soldered on both sides, where indicated by asterisks in Fig. 8. A small piece of electrical tape should be placed over the jumper that sits under XTAL1; that will keep the crystal and the jumper from shorting.

The voltage regulator is mounted from the bottom (non-component side) of the board and should have a heat sink—attaching it to the metal enclosure will do the job nicely, and will also provide a ground connection between the POWER jack, J1, and the circuit board. Be sure that J1 and J2 will mate with the 9-volt power supply and the cable to the VCR or monitor.

The keypad should be installed last. Pass its pins through the holes in the PC board *from the bottom of the board*. Make sure that all the pins are soldered. Don't forget the three insulated jumpers between resistors R1-R3 and IC2, on the component side.

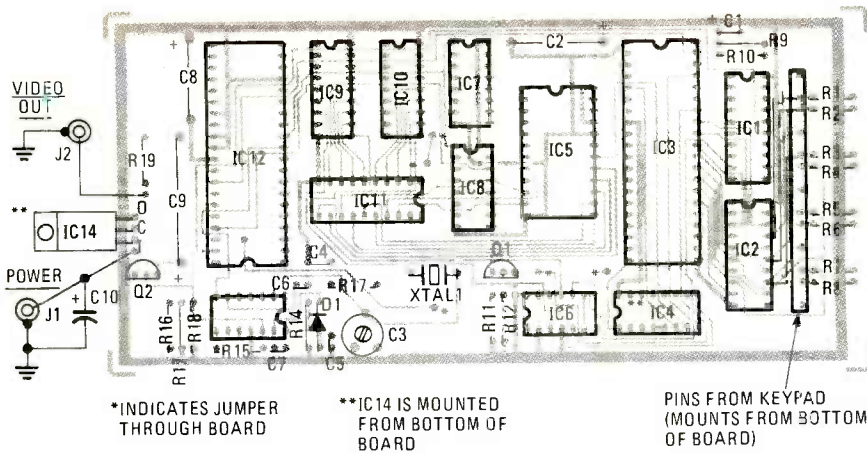


FIG. 9—VOLTAGE REGULATOR, IC14 should be mounted from "bottom" of board and attached to vertical wall of enclosure. This will provide both heat-sinking action and a connection between chassis and board grounds.




FIG. 9—PC BOARD IS MOUNTED component-side-down in enclosure.

Finally, you may find that your VCR requires a little more chroma (color) than can be provided by the titler. In that case, a jumper shorting out R15 will add it.

Checkout and operation

Connect the titler to your VCR, or to a TV set with a video input, and turn it on by plugging in the 9-volt DC power-supply. A series of color bars—green, yellow, blue, red, pearl (buff), cyan, magenta, and orange—should appear on your TV-set. Adjust C3 until the colors are correct. (Your monitor, of course, has already been correctly set up.) Unless the CLEAR key is pressed, the bars will remain in page-1 memory. If the CLEAR key is pressed, the bars will disappear from view and you will see a black screen with a cyan cursor at the top-left corner.

A look at the functions on the keypad "label" (Fig. 10) will give you an idea of how versatile the titler is. It has two basic modes of operation: alphanumeric and graphic. When the CLEAR key is pressed, the titler is in the alphanumeric mode. The shift key allows you to display the characters at the upper right—press it once to enter the shifted mode, and again to return to normal. The




FIG. 10—KEYPAD LABEL shows many functions available. Function keys are pressed once to switch functions. Pressing them again returns you to original mode of operation.

characters can be displayed either as white-on-green, or white-on-red. The keys with arrows allow you to place characters anywhere on the screen. The shift key reverses their functions. (The cursor can be moved backward instead of forward, etc.) The ERASE

key, of course, allows you to correct your mistakes.

Pressing the CHARACTER/COLOR key gets you into the graphics mode. Several different color blocks—squares and rectangles—are available and, with a bit of practice, you can create some spectacular displays—maybe even better than the one in Fig. 11.



FIG. 11—NOTE HOW TITLER can combine alphanumeric and graphics in one display.

Characters and graphics can appear on the screen together. The two memories allow you to create two displays and alternate between them. Switching back and forth between two similar, but slightly different, displays can produce a very attractive, eye-catching effect.

The more you experiment with your titler, the more you'll find you can do with it. You'll be able to title home or industrial video programs, create graphs and charts, and even use it as a "message center."

You now have all the hardware information you need to build your own titler. Next month we'll discuss the software end. **R-E**



"I can't believe it—a whole trunk full of radio parts, but not a single piece of wire."

SUPER SIREN ALARM

An alarm system is useful only if its warning is noted. With the distinctive sounds that this siren can produce, that's no problem.

WILLIAM D. KRAENGEL, JR.

THIS ELECTRONIC SIREN ALARM IS THE perfect complement to your custom-designed security system. Whether you want to protect the belongings in your home, the belongings in your car, or alert your family to a fire, this low-cost but powerful alarm generates a variety of attention-getting sounds and provides 10 watts of output power to the speaker.

How the alarm is triggered is totally up to you. Indeed, a successful security system often depends upon a novel scheme that is unfamiliar to the intruder. Regardless of the detection device used—trip switches, ultrasonic detectors, fire and smoke detectors, etc.—the interface to the alarm is a simple switch or relay. Wire the alarm to an existing power source and detector, add a suitable speaker, and your system is all set to operate.

How it works

The siren alarm circuit is shown in Fig. 1. Timer IC1-a, half of a 556 (see Fig. 2), is connected as a low-frequency astable multivibrator (LFM). In that configuration, the squarewave output at pin 5 remains fixed at approximately 50 percent of the duty cycle as its frequency is varied by timing-resistor R1. With the exception of the TWO-TONE and PULSE modes, the LFM's squarewave output is integrated by R-C integrators R2 and C4, producing a triangle wave at pin 11 of IC1-b. Timer IC1-b is configured as an audio-frequency voltage-

controlled multivibrator (AFM). Its frequency is controlled by the voltage on control-voltage input pin 11 and by timing resistor R3. The triangular waveform at this pin frequency-modulates (FM's) the AFM so that the squarewave output at pin 9 rises and falls in frequency to duplicate the familiar wail of a siren.

The TWO-TONE mode uses the same squarewave output from the LFM except that it is not integrated before it is used to FM the AFM. The squarewave, attenuated by R2, causes the AFM to shift frequency abruptly at the rate determined by the LFM. The resulting sound is a distinctive "twee-dell" similar to that of a European police-car siren.

The PULSE mode also uses the LFM's squarewave output, but not to FM the

AFM. In this mode, the squarewave is routed to the RESET input (pin 10) of the AFM. As long as this pin is held high, the AFM will operate normally but when it is brought low, the AFM will stop running. The squarewave, alternately high and low, will gate the AFM on and off at the frequency of the LFM. The pitch of the sound will be constant since the frequency of the AFM is determined only by the value of timing resistor R3.

The YOWL mode is a combination of the SIREN and PULSE modes. The squarewave from the LFM is both routed to the RESET input of the AFM and integrated by C4 and R2 at the control-voltage input of the AFM. The AFM is gated on and off as in the PULSE mode; but every time it is gated on, it sees the rising half of the triangle wave

TABLE 1

MODE	R1 (ohms)	R2 (ohms)	R3 (ohms)	C4	J1	J2
Mechanical siren	5.6 MEG	1K	150K	1000 μ F	X	—
Electronic siren	470K	10K	120K	100 μ F	X	—
Warble	100K	100K	100K	10 μ F	X	—
Two-tone	560K	10K	150K	—	X	—
Pulse	680K	—	150K	—	—	X
Yowl	2.2MEG	1K	100K	500 μ F	—	X

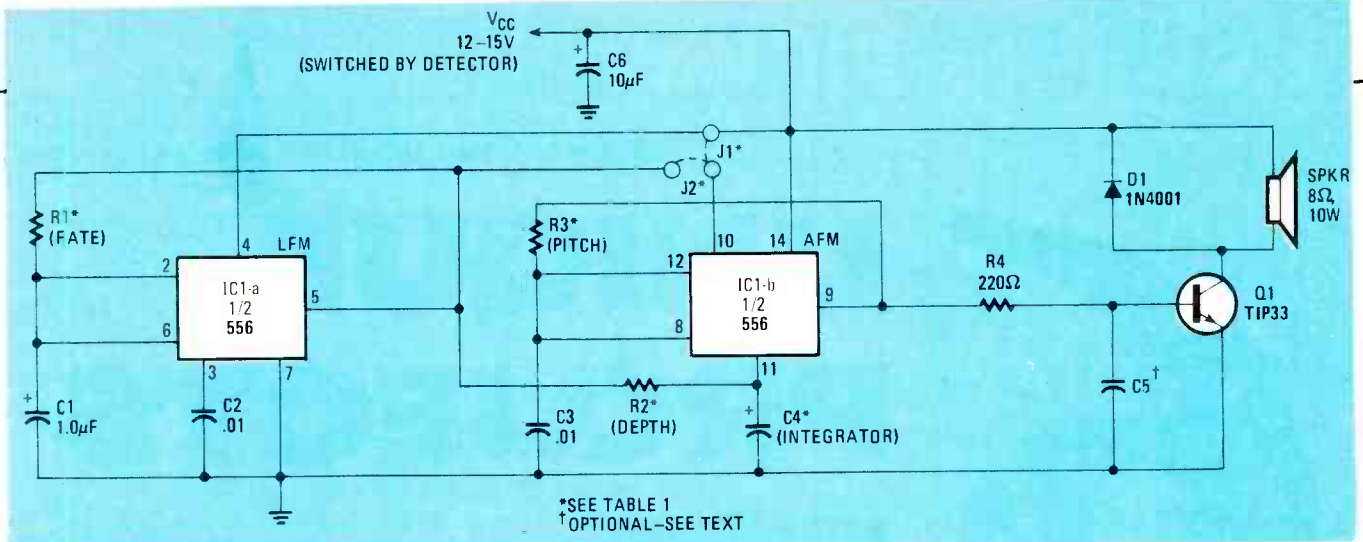


FIG. 1—SCHEMATIC DIAGRAM of the Electronic Siren Alarm. Typical values for R1-R3 and C4 are listed in Table 1.

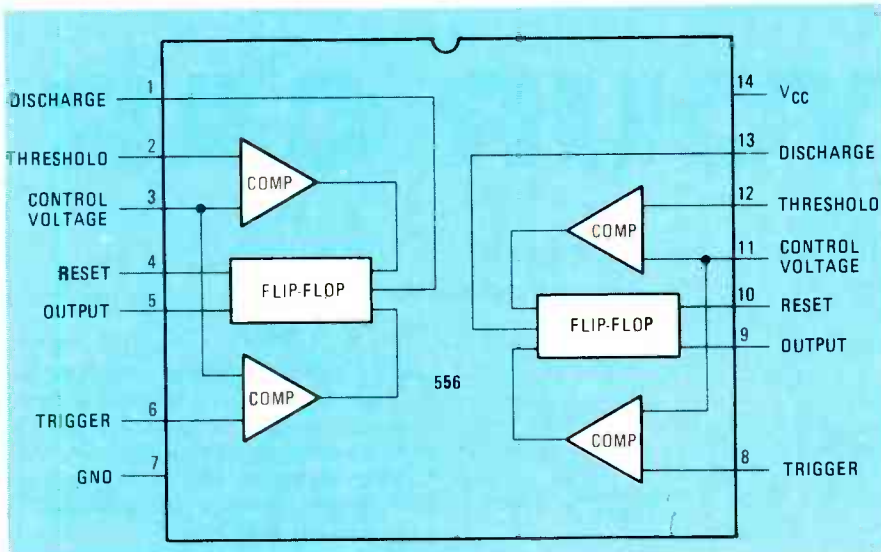


FIG. 2—PINOUT OF 556 IC will help you see how control- and signal-voltages are developed.

at its control-voltage input. Consequently, the pitch of the sound is no longer constant during the on intervals but falls in frequency until the off interval begins.

Switching amplifier Q1 boosts the output to an attention-getting peak power of over 10 watts. If V_{CC} is increased to 15 volts from the normal 12 volts, the power output will be even greater. The squarewave output may sound harsh at some frequencies. The addition of filter capacitor C5 (from 0.1 to 1.0µF) will mellow the tone somewhat. Capacitor C5 and resistor R4 form a lowpass filter to remove some of the high-frequency components from the squarewave.

Construction

Since the alarm is meant to be part of a bigger system, no circuit layout or power-supply design is shown. The alarm may be built on the same construction- or PC-board as the detection circuitry. The circuit layout is not at all critical. Power-transistor Q1 need not be heat-sunk unless it is used in ambient tem-

peratures greater than about 90°F. The siren draws less than 1.5 amps at 12 volts when run at its rated power output.

Operation

The sounds that can be produced are almost limitless. Table 1 gives some typical component values for different sounds as a guide to start you off. You are free to vary those values until you create a sound you like. In any case, final tweaking may be necessary, since the type of speaker and enclosure used will have an affect on the tone of the sound.

The rate at which the sound varies is determined by the value of LFM timing-resistor R1; increasing its value will decrease the rate and vice-versa. The pitch of the output is determined by both the amplitude of the modulating control voltage and the value of AFM timing resistor, R3. As the control voltage increases in amplitude, and/or the value of R3 is increased, the pitch decreases and vice-versa.

The range of modulation, i.e., the difference between the high and low fre-

quencies of the AFM, is set by the value of R2. A small value of R2 permits a large range while a large value restricts it. About 1000-ohms is the practical minimum value for R2 as well as for R1 and R3.

The range is also controlled by the size of integrating capacitor C4. The product of the capacitor's value and that of R2 is the time constant of the integrator. The time constant establishes the linearity of each half of the triangle wave and also limits the amplitude that the triangle wave can rise to during the on time of the LFM. Because of that frequency dependency, there will be some interactions among R1, R2, and C4 as the range is set.

The alarm is best activated by switching the V_{CC} line. Not only is that a simple method, but the standby current is reduced to zero. The switching may be done directly by the detection device although that method is not suitable if the detection device cannot supply enough current. In that event, a relay or electronic switching, actuated by the detector, is recommended.

PARTS LIST

Resistors ¼ watt, 5% unless otherwise noted

R1-R3—See Table 1

R4—220 ohms, ½ watt

Capacitors

C1—1 µF, 35 volts, tantalum

C2, C3—0.01 µF, 50 volts, ceramic disc

C4—See Table 1, 25 volts, electrolytic

C5—0.1-1.0 µF, 50 volts, ceramic disc (see text)

C6—10 µF, 25 volts, electrolytic

Semiconductors

D1—1N4001, 1-amp, 50 PIV

Q1—TIP33 power transistor or equivalent

IC1—556 dual 555 timer

J1, J2—jumpers (see table 1)

SPKR1—8-ohm, 10-watt speaker (Radio Shack 40-1269 or similar)

Miscellaneous: Construction- or PC board, wire, solder, etc.

JOSEPH GARTMAN AND MARTIN BRADLEY WEINSTEIN

6

UNIQUE PROJECTS FOR YOUR CAR

Be prepared for any eventuality with these handy automotive accessories. Build all six and make your car really "unique."

THE DESIGNERS IN DETROIT WHO TRY TO anticipate every conceivable need a driver may have often overlook the obvious. Knowing that you would never want to be guilty of that, the two of us burned up the long-distance lines for a week (Mr. Gartman in Cleveland, Mr. Weinstein in New Haven) talking about how we might provide some simple answers to some simple needs that every driver has. Through the cooperation of the **Radio-Electronics** editorial staff, we have been able to present that information to you in this April issue, just in time for the warmer weather of spring that prompts the year's highest activity in car fix-up projects.

These six projects are all based on reliable technology and use inexpensive, easy-to-find parts. All are powered by the car battery. Parts values are generally not critical.

Electric lock de-icer

For many parts of the country, winter never comes. For others, it's gone for the year. For still others, it lingers. If your home is in one of the parts of the country where winter plays the wretched wicked trick of freezing the locks on your car doors solid, you'll want to prepare yourself with this simple electric lock de-icer (Fig. 1).

The device is very simple—a resistor attached to a cigarette lighter plug via a short cable. Ohm's law tells you that



* COULD BE THREE DOZEN 270Ω 1/2 WATT RESISTORS IN PARALLEL, OR 20 (EA) 150Ω 1 WATT RESISTORS IN PARALLEL.

FIG. 1—SCHEMATIC DIAGRAM of the electric lock de-icer.

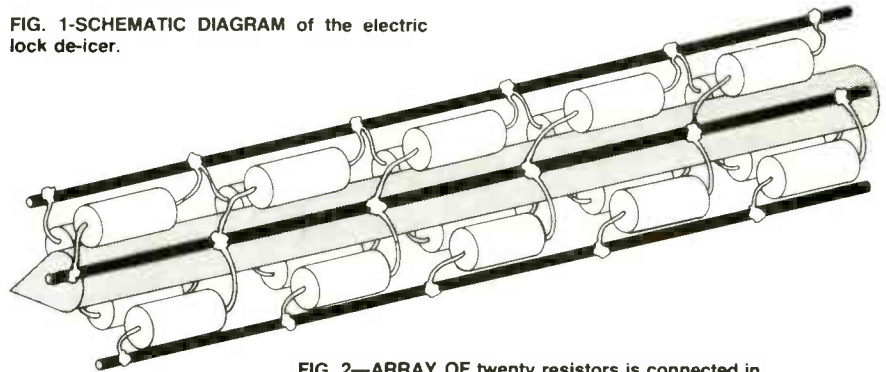


FIG. 2—ARRAY OF twenty resistors is connected in parallel around a thermally conductive spike.

the resistor criteria are chosen so as to produce approximately 20 watts of heat.

A single 20-watt resistor could be used, or any equivalent array. Twenty 150 ohm resistors, for example, could be connected in parallel (Fig. 2) using bus wires to simplify construction. One excellent suggestion is to use a thermally conductive spike (a darning needle, for example, or a long nail) as a central mount; the resistors then heat the spike,

and the spike carries the heat right to the lock. Since the full 20 watts of heat is produced with any effective 7 - 10 ohm combination of resistors, you will probably want to sleeve the de-icer with something that's both electrically and thermally insulating.

By the way, if you already have a 12-volt soldering iron you are in luck, as that will simplify things as you can use it instead of building the resistor-spike unit.

Operation is the same either way. Merely plug the device into your car's cigarette lighter, then use it to unfreeze the iced-up moisture that's in your lock and doing such an effective job of keeping you out of the car.

Flat-tire alert

Nothing's more embarrassing than motoring nonchalantly along a comfortable stretch of highway only to discover you have one or more flat tires. Other drivers on the road honk and wave at you, but they're not just being friendly, nosiree. First thing you know, you've stopped at a roadside rest for a stretch of the old legs and an absolute stranger walks up to you and says "Hey buddy, you've got a flat tire!" Well! Is your face red!

But you don't have to put up with that awkward social situation. You can prepare yourself in advance with this simple flat-tire alert that not only tells you that you have a flat, it is so advanced that it even tells you which tire has let you down.

This circuit, while simple, represents a more complicated design problem than you may appreciate. Originally, we tried placing a simple visual system (camera and one light) inside each tire, but results were not promising. We even tried placing the light across from the camera hoping the change in air pressure would change the image, but it was no-go. In addition, the tires became very difficult to balance and we experienced some problem with the camera cables twisting.

Instead, we opted for an external plunger assembly located adjacent to each tire. Under normal driving conditions (Fig. 3), the plunger handily clears the road surface even when fully extended. But in the event the bottom of the tire becomes flat (Fig. 4), the bearing-mounted end wheel rides along the ground while compressing the plunger assembly.

The plunger mechanism itself (Fig. 5) consists of a rod that rides up and down against a compression spring in a slotted sleeve. An actuator tab protrudes through the slot in the sleeve and contacts the actuator leaf of a microswitch, which provides the electrical signal to the circuit (Fig. 6).

A plunger is located adjacent to each tire. LED's 2-5 correspond to each tire. In addition, LED1 is connected as a current-summing WIRE-OR indicator; it not only glows any time any tire is flat, the more flat tires, the brighter that LED glows.

Calibration of the circuit is simple. After installing the plungers, release air from the tires until they represent the tire shown in Fig. 4 (if your tire goes flat on the top or side instead of the bottom, write for advice). Adjust the switch and tab position until the corresponding LED lights. As you proceed through all four tires, you should observe LED1 glowing progressively brighter. When

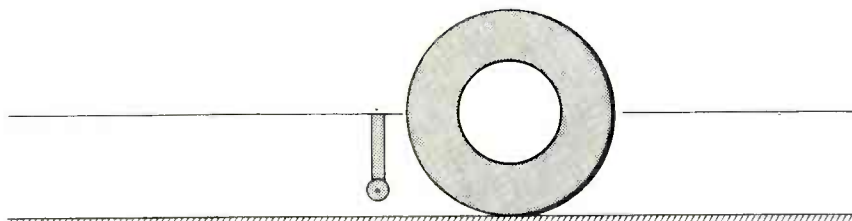


FIG. 3—FLAT TIRE ALERT is shown under normal driving conditions. Note that it clears the road surface even when fully extended.

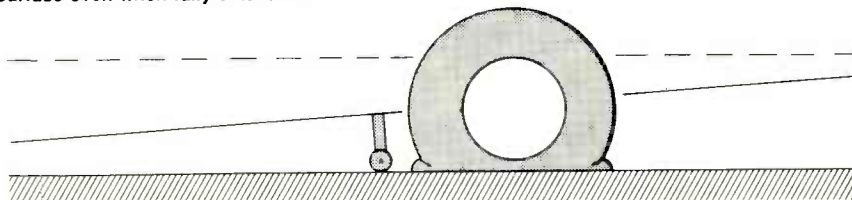


FIG. 4—BEARING-MOUNTED end wheel rides along the ground and compresses the plunger in the event of a flat.

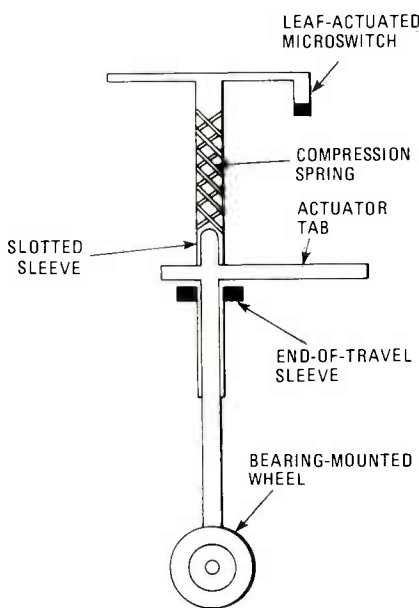


FIG. 5—PLUNGER MECHANISM consists of a rod that rides up and down against a spring in a slotted sleeve.

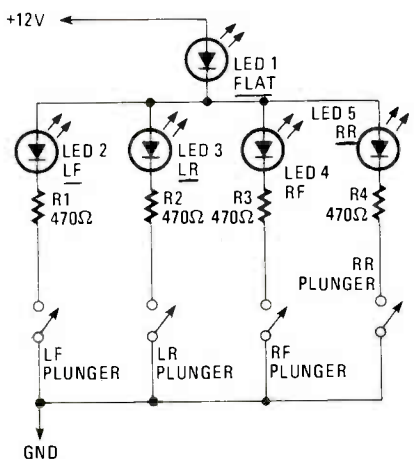


FIG. 6—WHICH TIRE is flat is indicated by LED2-LED5. Additionally, the more flat tires, the brighter LED1 glows.

all four plungers have been calibrated, restore the tires to their appearance as in Fig. 3.

This circuit should be wired into an accessory circuit, since the 80-milliamp drain that would be represented by all four tires being flat could eventually discharge the battery if you do not notice the lighted LED's.

Collision detector

The same plunger mechanism (Fig. 5) acts as the crucial switch element in a collision detector.

You know the problem. You need to

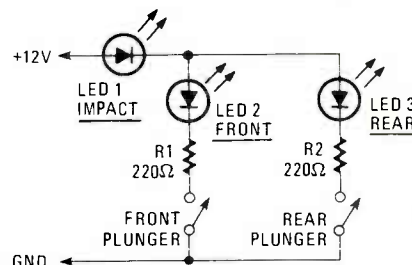


FIG. 7—COLLISION DETECTOR indicates when an impact has taken place and tell you which end has been hit.

go downtown and the only available parking is parallel parking. Well, everybody knows the only practical approach to parallel parking is the touch system. But let your brakes get just a little bit soft or your acceleration just a little bit peppy and before you know it, your car is an instrument of sculpture, providing design refinements that Detroit never anticipated.

Or you're changing lanes on the freeway, only some idiot isn't going fast enough ahead of you. You know nobody can hear horns at freeway speeds, so you give him a little nudge to get his attention.

Or you park the car on a hill in neutral and forget to set the parking brake.

Could happen to anyone. Next thing you know, your car's missing from its parking space and off on a little trip of its own.

Any of these situations could lead to a serious collision, but how can you tell when it happens? Well, our little collision detector not only alerts you to the collision, it even tells you if you've been hit from the front or the rear. And if you're simultaneously hit from both front and rear, the "impact" LED glows twice as brightly. The circuit is shown in Fig. 7.

The plungers mount to the front and rear bumpers; on recent models with impact-absorbing bumpers, they can mount between the inside of the bumper and the body—or on standard bumpers, they can mount externally, between the bumper and the colliding person or object.

Wiper-blade maintenance check

Safety officials insist that one of the worst hazards to good vision—especially in inclement climatic conditions typified by substantial precipitation—is a set of poorly-performing wiper blades. In addition to not clearing weather off the window effectively, bad blades can streak the windows miserably, further impairing a driver's view of the road, and his ability to drive safely.

This useful circuit (Fig. 8) helps you keep your wiper blades up to snuff by prompting periodic checks under actual conditions of inclemency.

An array of conductive fingers, SW1, separated by narrow non-conductive paths is used as the sensor. Copper foil cut in a manner similar to the schematic symbol and glued to the outside of the car's windshield (outside the wiper sweep area) can do the job handily. The remainder of the circuit is a simple PNP transistor switch, which turns on the CHECK WIPERS LED any time the SW1 array detects water or snow on the windshield.

This device helps assure that wipers are checked during rain and snow falls for proper operation; similar maintenance checks performed without precipitation present could precipitate inaccurate conclusions and unneeded maintenance costs.

Open-hood alert

There is one driving hazard that has never received adequate coverage in any publication! This shocking omission has at least once been alleged to be the result of concentrated suppressive efforts of pressure groups within the automotive body repair industry—the one industry that most stands to profit from any increased incidence of collision damage incidents. (This same industry has been alleged to be the force behind lobbying efforts aimed at en-

couraging so-called "go straight on red" legislation.)

The hazard that we are not only *daring* to report here, but *actually daring to try to prevent*, is the danger of driving with the car's hood open. This rolling death threat not only greatly diminishes a driver's ability to see ahead, it also provides an opportunity for death by electrocution in the event of extremely saggy overhead wires.

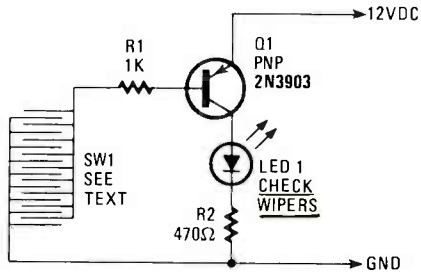


FIG. 8—AN ARRAY of conductive fingers (SW1) separated by non-conductive strips is used as a sensor.

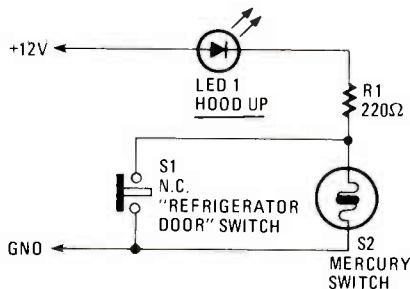


FIG. 9—OPEN-HOOD ALERT uses a refrigerator-door-style, normally closed, momentary switch.

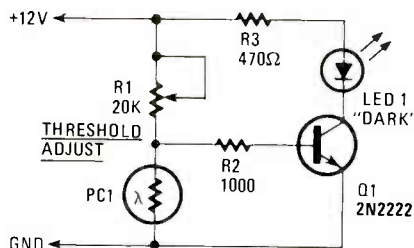


FIG. 10—THIS CIRCUIT monitors ambient light conditions and alerts the driver of insufficient light.

And there's the potential for damage to garage doors—plus the potential for damage to your engine while it's denied the protective covering of its hood.

We went through a great deal of trouble in going through several designs for an effective open-hood alert. Photoelectric techniques were tried, then rejected since the angle of a hood-mounted reflector couldn't be precisely predicted at every highway speed and road condition. Small radar transmitters alongside (but shielded from) radar detectors proved effective (an open hood bounced the signal back and triggered the radar

detector), but there are licensing difficulties.

We finally arrived at the fail-safe circuit shown in the schematic (Fig. 9). Switch S1 is a refrigerator-door-style normally closed (open when held in) momentary switch, which is mounted in the engine compartment in such a way that unless the hood is closed securely, the switch is. Switch S2 is a mercury type mounted on the hood itself in such a way that it's off when the hood is down, but when the hood is up it signals "tilt."

If the hood should swing open while you're driving, the switches will close, lighting the HOOD UP LED.

Due to the severe consequences of this potentially dangerous occurrence, we strongly recommend that you check this LED often while driving.

Ambient illumination-insufficiency alert

You've been driving since dawn, about 17 hours straight. Nightfall just kind of snuck up on you—you're a little tired, anyway—and before you know it you're driving in the dark with no headlights. Or you've pulled off the bright, sunlit street and into a dark parking garage or a tunnel—and in the confusion, you forget to check your headlights.

Either way, your visibility is greatly impaired. But this handy little circuit (Fig. 10) monitors the ambient-light level and alerts you to conditions of ambient-illumination insufficiency by lighting a DARK LED (not to be confused with the D.E.D., or Dark Emitting Diode, introduced by National Semi several Aprils ago).

Light-sensitive resistor (or photocell) PC1 is placed where it can sample the ambient illumination. Potentiometer R1 adjusts the light level that triggers the dark response. Resistor R2 limits current to the base of Q1, and R3 limits current through its collector and the LED.

Here's hoping this and the other circuits presented here help make your motoring safer and more comfortable.

If you have any comments on these *Six Unique Projects for Your Car*, or can suggest some of your own, please write us at **Radio-Electronics**, Dept. Apr-1, 200 Park Avenue South, New York, NY 10003. **R-E**

**SHARE
THE COST OF
LIVING.**


**GIVE TO THE
AMERICAN CANCER SOCIETY.**

This space contributed as a public service.


CALL NOW AND RESERVE YOUR SPACE

- \$550 for a 6X frequency insertion.
- Reaches 211,387 readers.
- Fast reader service cycle.
- Short lead time for the placement of ads.
- We typeset and layout the ad at no additional charge.


Call 212-777-6400 to reserve space. Ask for Arline Fishman. Limited number of pages available. Mail materials to: mini-ADS, RADIO-ELECTRONICS, 200 Park Ave. South, New York, NY 10003.



AMATEUR MICROWAVE RECEIVER SYSTEM (pictured) provides wide-band, high gain reception of amateur television transmissions from 2.1 GHz to 2.6 GHz. View on your television. Order MA1: **\$169.95**. **MICROWAVE TELEVISION EDUCATION MANUAL** includes detailed microwave downconverter, power-supply, and antenna plans: **\$16.25**. **SUBSCRIPTION TELEVISION EDUCATION MANUAL: \$14.95**. Add 5% shipping and handling. *Informative catalog: \$2.00*. **ABEX, P.O. Box 26601-RE, San Francisco, CA 94126-6601.**
CIRCLE 60 ON FREE INFORMATION CARD




AT LAST! COMPLETELY REPAIRABLE TEST PROBES. MICROPROBES from Huntron Instruments feature a needle-sharp stainless steel point on a telescoping, length adjustable electrode insulated to withstand 1KV right down to the ground tip. Super-Slim valox probe bodies and 5 foot superflex leads. **All parts are replaceable! \$9.95 + \$3.50 handling.** Add CALIF. or WASH. tax. **Visa/Mastercharge accepted.** Huntron Instruments, 15123 Hwy. 99 North-Lynnwood, WA 98037 (800) 426-9265.
CIRCLE 61 ON FREE INFORMATION CARD




ONE MAN CRT FACTORY, easy operation. Process new or rebuild old CRT's for tv's, bus. machines, monitors, scopes, etc. Color, b&w. 20mm, foreign or domestic. 3x6 ft. space required. Profits??? Average CRT rebuilding cost — \$5. Sell for \$100 = \$95 profit; x 5 CRT's = \$475 daily; x 5 days = \$2375 weekly profit. Higher profits outside U.S.A. Investigate this opportunity today. We service the entire world. Write or call:


CRT Factory, 1909 Louise St., Crystal Lake, Il. 60014, (815) 459-0666.
CIRCLE 68 ON FREE INFORMATION CARD




NOVEL QUALITY KITS
RDU-1 Alternately flashes 2 (or more) **LEDS \$3.95**. RDU-1A: Alternately flashes 2 (or more) lamps specify 6 or 12 VDC **\$3.95**. RDU-2: 10-LED chaser **\$6.95**. RDU-2A: 10-lamp chaser specify 6 or 12 VDC **\$9.95**. RDU-3: 14-lamp back & forth chaser specify 6 or 12 VDC **\$14.95**.—**RD Unlimited GPO Box 1879 New York City, N.Y. 10116**. Min. order \$15.00 add \$3.00 for shipping NYC/NYS residents add appropriate tax Write for detailed flyer.
CIRCLE 64 ON FREE INFORMATION CARD



THE MEAN LITTLE KIT
New compact kit of electronic tools. Includes 7 screwdrivers, adjustable wrench, 2 pair pliers, wire stripper, knife, alignment tool, stainless rule, hex-key set, scissors, 2-flexible files, burnisher, soldering iron, solder aid, solder and desoldering braid. Highest quality padded zipper case. Send check or charge BankAmericard, Mastercharge, or American Express. The **JTK-6** sells for **\$90.00**—**Jensen Tools Inc., 1230 South Priest Drive, Tempe, Arizona 85281, (602) 968-6281.**
CIRCLE 62 ON FREE INFORMATION CARD



Still the best GRAPHIC EQUALIZER kit
*See Radio-Electronics 5/78 cover story
*12 bands/channel - *02% distortion -
*92dB S/N ratio - *Solid walnut ends -
*Still only **\$100** postpaid. M/C, VISA
Orders only - 800-227-1617, operator 191.
Symmetric Sound Systems, 912A Knobcone, Loveland, CO 80537. Free catalog.



4 IN ONE KIT • Capacitance Meter 0.1pF to 999K F • Frequency counter 35MHz • Square Wave Gen. 1Hz to 99KHz • Ohmmeter—3.58MHz Xtal-regulated PS-five 0.8" readouts-Low cost TTL circuits-Automatic decimal Placement-Be AMAZED-Build it for \$60 or less. (Purchase the plans, drilled PC board 4 3/4" by 6 3/4" and front panel decal for \$21.79). **Bagnall Electronics, 179 May Street, Fairfield, Conn. 06430.**
CIRCLE 66 ON FREE INFORMATION CARD



New UNGAR THERMO-DURIC™ High Performance heater with space age resistance element technology. For use with Ungar's modular Standard Line soldering irons. Heaters have improved thermal efficiency, fast heatup, low energy use at idle, long-life and quick response. Wattage ranges are 40, 45 and 50 Watts. 120V AC. Temperatures from 700° to 1100°F. **Priced from \$8.60 to \$14.00.** Available through your Ungar Distributor, or contact... **UNGAR, Division of Eldon Industries, Inc., P.O. Box 6005, Compton, Ca. 90220, (213) 774-5950, (800) 421-1538.**
CIRCLE 63 ON FREE INFORMATION CARD

PEOPLE WHO OWN A FOX SCANNER...



LOVE ITS SIZE

The Fox BMP 10/60 is the smallest, lightest base station on the market today.



USE IT ANYWHERE

The Fox BMP 10/60 is the most versatile scanner in the world. With our optional Porta-Pac, it can be easily carried over your shoulder.* With our optional Mobile Mounting Bracket, it's a snap to attach it to your car.

TURN ON TO ADVENTURE

Nothing beats the thrill of being the first to hear what's happening on police, fire, mobile phone and other frequencies. And because the BMP 10/60 is so easy to operate, just as soon as it's out of the box, it has its ear tuned to the action.



LOVE ITS FEATURES

The Fox BMP 10/60 is packed with professional features — Skip, Action and Pause capabilities, two full watts of audio, complete 10 channel programmability and lots more. Scanning has never been easier, or more fun. Call 800-543-7892 for the dealer nearest you, or ask about ordering directly from our factory.



Fox Marketing, Inc.

4518 Taylorsville Road • Dayton, Ohio 45424

*Some states may prohibit use of scanners in mobile or portable applications. Check your local laws.

Computer®

BUYER'S GUIDE TO HOME COMPUTERS

HARDWARE

**Xerox
Osborne
NEC
Sinclair
IBM
Commodore
Bally
Pocket
Computers**

SOFTWARE

**Disk Operating Systems
High-Level BASIC
Word Processing
Data Base Management
Utilities**



Performance, Quality, Reliability.

From our super-efficient memories to the innovative **CPU8085/88**—the first, and only board to deliver 8 and 16 bit computing on the same bus—**CompuPro** components have proven themselves since 1974. Put them in our heavy-duty enclosure (featuring a power supply people rave about), stack that on top of our DMA controlled disk drives, and you've got the system for the 80's.



The finest computing systems available.

For business, scientific, and industrial computing solutions,
contact your nearest CompuPro systems center.

CompuPro division Godbout Electronics, Oakland Airport, CA 94614-0355 (415) 562-0636

Bally Arcade

Radio
Electronics
YOUR OWN
Computer
Hardware

APRIL 1982



MARC STERN

Add the soon-to-be-released ZGRASS-32 unit to the Bally Arcade and get a personal computer capable of producing outstanding graphics.

IN MANY INSTANCES, THE DECISION TO BUY A HOME COMPUTER is difficult. That is true especially if the ultimate use for a home computer is somewhat uncertain. Very often, the potential customer is interested in using the computer to play elaborate video games and is unwilling to spend the necessary money for a full-blown computer system. In response to that need, several manufacturers have developed programmable video games that can be expanded into a computer system at a later time. Most notable is Mattel's *Intellivision*, although the computer expansion is still only in the test-marketing stage. Another system along those same lines is the *Bally Arcade*.

The name "Bally" has long been associated with the coin-operated video arcade-game field. Bally's coin-operated video games have featured high-level graphic capability with imaginative animation. However, the name "Bally" hasn't been associated with the computer field at all; in fact, it would normally seem out of place in a computer buying guide. But that isn't the case any more. "Bally" is now linked with the personal computer world, thanks to this brand-new computer offering.

Actually, it is a Bally unit in name only; while the unit was developed by Bally, it was later sold to Astrovision Inc. (6460 Busch Blvd., Suite 215, Columbus, Ohio 43229). Astrovision is currently marketing the unit, which is correctly called Astrovision's *Bally Arcade*.

The base unit, shown in Fig. 1, is a video game. It is designed to connect to the antenna terminals of a standard TV set, and comes complete with four joysticks. However, the joysticks are unconventional in that they are not operated by moving the joystick. Instead, there is a knob on top of the joystick that is operated using your fingers. The joystick also contains a trigger. The front-panel of the *Bally Arcade* contains a keypad with 24 keys and a slot for the pre-programmed cartridges. The *Bally Arcade* is capable of producing 256 colors on your TV screen, however, only four can be displayed at a time.

Internally, the *Bally Arcade* has a Z80 microprocessor that

operates at 1.8 MHz. There are also two custom LSI IC's, and a video processor that operates at 7 MHz and handles all color manipulation and animation effects. The video processor provides NTSC video to the TV set. The second custom IC is the I/O processor that handles up to four joysticks, four analog-to-digital converters, and the 24-key keypad. The I/O processor also creates the music and sound effects. Three separate sound synthesizers provide both AM and FM noise over a frequency range of 2 Hz to 100 kHz. An 8K internal ROM contains the software routines for color and sound effects that are used with the plug-in cartridges. In addition to the ROM, the unit comes with 4K of RAM. Of that RAM, however, only 1800 bytes are user available; the rest of the memory is used by the video display. In its basic form, the *Arcade's* memory can not be increased.

A video game is only as good as the games available, and there are some nice ones for this unit. *Space Fortress*, shown in Fig. 2, is much like the coin-operated *Space Zap* game. *Munchie*, shown in Fig. 3, is a variant of the popular *Pac Man* game. *Coloring Book with Light Pen* (Fig. 4) lets you create your own "art work," making full use of the system's graphic capabilities.

The *Bally Arcade* supports *Astro BASIC*, which is an enhanced version of *Bally BASIC*—one of the many versions of BASIC that has come into existence. *Astro BASIC* is available as a plug-in cartridge that includes an audio-cassette interface for program storage. Programming is accomplished through the 24-key keypad.

What we've seen so far gives us little reason to classify the unit as little more than an advanced video-game. What qualifies this unit is an add-on that will be available sometime this year. That add-on is called ZGRASS-32. Among that unit's features are a full-size ASCII keyboard, 32K of ROM, and 16K of RAM. Resident in the ROM is ZGRASS, a powerful graphics-oriented language. With the ZGRASS-32 add-on, all programming is done in ZGRASS.

The ZGRASS 32 add-on makes the new system unique.



FIG. 1—THE BALLY ARCADE video game is shown here in its basic form. The games shown are only a few of those available.

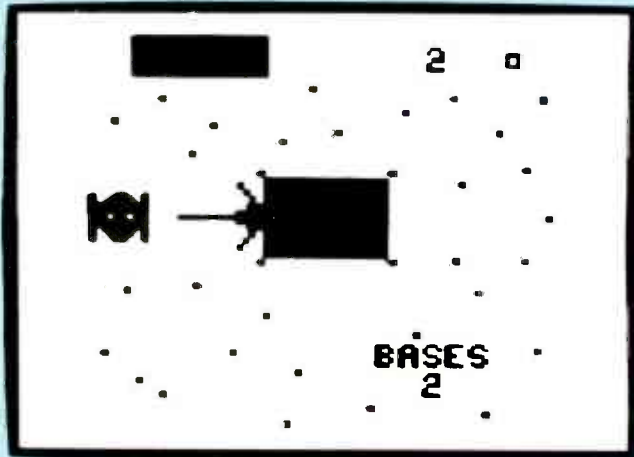


FIG. 2—SPACE FORTRESS video game.

With it a user has full graphics capability. Commands such as CIRCLE, BOX or LINE can be used for direct creation of graphics. A further indication of the potential of ZGRASS, which is also the operating system for the unit, can be shown by having a user draw a figure running across the screen using a peripheral light-pen. The user first draws the picture he wants with the pen and then indicates movement by moving the pen across the monitor screen. The figure will then run across. By using the SNAPSHOT command, the figure can be stored in memory for later recall. That indicates that there is a high degree of memory mapping in the 160 by 100 display. With this high degree of display memory-mapping, formatting displays for video games becomes easy.

The Bally Arcade has an interesting variation in its memory mapping. Rather than using the upper left-hand corner for 0-0 coordinates, the Arcade uses the center of the screen for its 0-0 location, and everything is determined from there. That makes it easier for a user to create and store graphics, rather than beginning in the upper left, which can complicate things. The graphic display is stored in memory under a macro (user-created) name.

Another indication of the power of the graphics system is typeface creation. A user has the ability to create an infinite variety of typefaces.

The ZGRASS-32 includes two RS-232 serial input/output ports for data exchange. Data storage can be increased by adding up to two cassette recorders. Unlike other slow-speed cassette program-load systems, this one operates at a high 2000-baud rate. When a particular file is found, a menu of that particular file is displayed.

Apparently, Astrovision has plans to make this unit a full-capability personal computer. The reason is for suspecting that it will also interface with disk-storage systems, ranging from mini-floppies up to Winchester drives. The smallest Winchester drives provide a 5-megabyte storage capability.

As we mentioned, the ZGRASS-32 system includes 32K of ROM and 16K of RAM. That RAM can be increased to a full 64K, allowing the use of the optional CP/M operating system. With CP/M, the Arcade with the ZGRASS-32 add-on can become a versatile small business computer as it would be possible to use many of the most popular business programs.




FIG. 3—MUNCHIE, a version of Pac Man.



FIG. 4—CREATE PICTURES with Coloring Book with Light Pen.

Software that runs under CP/M ranges from word processing to accounting to database management.

No video-game-based personal computer would be complete without some type of voice-synthesis feature, and Astrovision's Bally Arcade is not an exception. Included in the ZGRASS-32 add-on is a Votrax voice-synthesis IC.

Since the ZGRASS-32 unit has not yet appeared on the market, the pricing and distribution plans are not finalized. However, the add-on keyboard for the video unit is projected to carry a suggested retail list of \$599.95. The add-on unit includes the extra ROM and the keyboard. It was unknown at press time whether there would be a printer, or what type of disk system would be available.

R-E

Commodore VIC20

Looking for a full-featured, expandable computer system at a reasonable price? The Commodore VIC-20 may be right for you.

MARC STERN



COMMODORE BUSINESS MACHINES (601 MOORE ROAD, KING OF PRUSSIA, PA 19406) has always been a leader in the personal-computer field. For example, that company has been credited with helping to start the personal-computer revolution by developing the first system that you could simply uncrate and plug in. Now, Commodore is continuing its reputation as a leader with the introduction of the VIC 20, a full-featured, expandable computer at an affordable price.

Don't be fooled by the suggested list price of \$299.95—this is a sophisticated machine. The heart of the unit is a 6502 eight-bit microprocessor. It comes with 5K of user-available RAM; that can be expanded to 32K using plug-in cartridges. The VIC 20 has an extended BASIC built into its operating system. That version of BASIC is a powerful language; it allows for features such as animated graphics and string manipulation, and offers such high-level commands as PEEK and POKE. Other interesting features of the extended BASIC are tape file-handling commands such as OPEN, INPUT#, PRINT#, and CLOSE. (We'll look at the VIC 20's cassette-tape system shortly.)

The VIC 20 has a 65-key typewriter-like keyboard, which is set up to simplify the generation of both text and graphics. Four keys, located on the right-hand side of the keyboard, are programmable-function keys. They are unused when the computer is first turned on, but any BASIC command or instruction set can be assigned to them; that is done under program control. The keyboard also features special function keys. They include: CONTROL; RUN/STOP; RVS ON and RVS OFF (a user can reverse characters on the display from white on black to black on white); CLR/HOME (which either returns the cursor to

its upper left position or clears the display); INST/DEL (that key simplifies editing); RESTORE (reset) and keys that move the cursor.

The INST/DEL key is one of the more interesting ones on the keyboard. When using that key it is possible to insert or delete a single character, rather than having to re-enter an entire line. That is a significant feature that makes editing or correcting your program much easier.

The computer is designed to get a beginner up and programming within a relatively short time. To help reach that goal, a step-by-step instruction manual and programming guide is supplied with each unit. The operating system also generates a series of English-language prompts and error messages that help make the machine even easier to use.

As with other systems, a cassette-tape recorder can be used to load and save programs. For that purpose, Commodore sells a high-quality cassette recorder called a *Datassette*. The *Datassette*, and several other peripherals for the system, are shown in Fig. 2. Incidentally, you pretty much have to use their recorder, because a special plug is used to connect the recorder to the computer.

One notable feature of the cassette system is the VERIFY command. That command allows you to check whether a program has been saved correctly on the tape. That feature is helpful because on some other systems the only way to check a program is to load it into the computer. If the recording is defective due to bad spots on the tape, low recorder voltage, etc., loading it into the computer will wipe out the good program in the computer's memory and the program will have to be re-entered manually from scratch. If that's ever happened



FIG. 1—AMONG THE PERIPHERALS for the VIC 20 are an 80-column printer, the Datasette cassette tape recorder, and a plug-in modem for use with any modular-type telephone.

to you, you know how frustrating and time-consuming it can be. The VERIFY command saves a user from those headaches; the original program is not erased.

When a program is stored on tape, it is given a file name. When you want to retrieve that program, the VIC-20 searches the tape for that particular file and ignores all the others. A rather "human" touch is that the computer will "talk" to you while it is searching for a file. It will let you know it is searching for a file, will give you a list of the files on the tape, and finally announce when it has found the file.

One other feature of the cassette system is a rather unique method of recording data. Rather than recording it just once at a seemingly high 1,000-baud rate, the system actually records everything twice to insure the reliability of the data file when it reads back. When the tape is read, both versions are read, which effectively slows the data rate to 500 baud.

If you prefer using a disk-based system for saving your programs, Commodore offers the VIC 1540 single disk drive, shown in Fig. 2. That disk drive allows you to store up to 170K on a standard 5½-inch floppy disk. The disk system is read/write compatible with Commodore's PET and CBM systems.

As we said earlier, the system's 5K of memory can be expanded to as much as 32K with the appropriate RAM car-




FIG. 2—FOR THOSE WHO PREFER a disk-based mass storage system, Commodore manufactures the VIC 1540 single 5½-inch floppy disk drive.

tridges. Cartridges are available with 3K, 8K, or 16K of RAM. A single cartridge can be plugged directly into the unit. For further expansion you'll need to purchase an expansion module. Up to six devices can be plugged into that module. Those devices include memory, program, and interface cartridges. Among the interfaces available are an RS-232 interface for

modems, printers, and other devices, and an IEEE-488 interface for attaching PET and CBM peripherals.

Commodore has many more peripherals and program cartridges besides the ones we've already looked at. Among the peripherals are an 80-column dot-matrix printer, game controllers, and a modem that can be used with any modular-type phone. The modem, called, naturally enough, the VICMODEM, plugs right into the user port of the computer. It operates at 300 baud and features originate/answer and full and half-duplex capabilities.

Among the program cartridges are games, personal finance, and education programs, and a word processor. Several other program cartridges are of particular interest. One of those is the *Super Expander* cartridge. Commodore has put a great deal into that package. It includes 3K of RAM memory expansion; high resolution graphics; plotting, color, and sound commands, and graphic, text, multicolor, and music modes. It also offers better resolution than the normal 176 by 184 pixels. The programmable function keys that we looked at earlier can be used with the cartridge to make editing easier. The cartridge comes with a tutorial instruction book.

Another interesting cartridge is a *Programmer's Aid*. That cartridge offers 20 new BASIC commands that will help renumber, trace, and edit BASIC programs. It will trace any program line-by-line and permits easy editing. A special KEY command lets you redefine those special function keys for BASIC commands, subroutines, or new commands.

The last cartridge we'll look at is for those that want to program in assembly language. It is the VICMon machine-



FIG. 3—POPULAR SOFTWARE. Commodore provides a wide variety of popular software on cassette tape. A few of the titles are shown here.

language monitor; it helps programmers write fast, efficient 6502 assembly-language programs and includes a line-at-a-time assembler/disassembler.

There is also a wide variety of software on tape; some of the more popular titles are shown in Fig. 3. Among the tapes offered is one called *VICTerm I*; that program is a terminal emulator that converts the computer into a terminal for use with a telephone modem.

The VIC 20 user has at his disposal several manuals to help him make the best use of his computer. One of them, the *VIC Programmers Reference Guide*, is intended for both novices and more experienced programmers. It's divided into four sections. The first is a dictionary of BASIC commands together with sample programs. The second is a layman's overview of machine-language programming. The other two sections explain how to interface the computer to a number of devices and how to program for graphics and sound.

Another is the *Introduction to BASIC Programming*, a self-instruction course using both a manual and program cassettes.

R-E

IBM

IBM's long-awaited small computer is here and it offers a surprisingly wide number of features to both personal and business users.

MARC STERN

ONE OF THE LONG-STANDING RUMORS IN THE COMPUTER INDUSTRY over the last few years had been that of IBM's entry into the personal computer field. That rumor began surfacing as early as 1976 and continued submerging and re-surfacing over the next few years.

The rumor became fact last summer when the computer giant jumped into the personal-computer fray with its IBM (IBM Personal Computer, P.O. Box 1328, Boca Raton, FL 33432) *Personal Computer*. This entry was made even more unusual by two departures from standard International Business Machine practices. First, the huge computer firm decided to use an outside software vendor for its personal computer, rather than using its own in-house resources. This was a radical departure in itself. The second departure was that the company actively encouraged software authors to write programs for the *Personal Computer* for its new Software Publishing Division.

In the past, it had been common practice for IBM to write its own computer software and set its own standards; then the rest of the industry had to follow its lead. However, this time, apparently acknowledging the long lead other software firms have had over the last few years, and recognizing the need for speed, the computer giant has changed its tack. But, despite this encouraging turn of events, there is a small fly in this ointment—the IBM disk operating system makes it mandatory that the user employ IBM's software.

From all reports, what has emerged in the form of the IBM *Personal Computer* is a powerful, user-friendly system that has sparked a great deal of interest and excitement. At the heart of this system is an Intel 8088 microprocessor. Although the internal architecture of this microprocessor is configured as 16 bits, there is an 8-bit bus interface. The CPU operates at a clock rate of 4.77 MHz, which indicates the IBM *Personal Computer* is a fast-acting unit.


The basic \$1,565 unit (the full system lists at about \$4,500) includes a 20 × 8 ×

2-inch sloping keyboard, that weighs 6 pounds. It has 83 full-function keys for text and data entry and includes 10 keys for numeric entry and cursor control. There are 10-special function keys for scrolling, editing and other purposes. All told, there is easy access to 256 ASCII and special characters. The keyboard is detachable from the System Unit. This latter part contains 40K of Read-Only Memory that holds the operating system and BASIC, as well as 16K of user-accessible Random Access Memory. The System Unit is the heart of the *Personal Computer*.

An interesting feature of the keyboard, is the 6-foot coiled cord that connects it to the System Unit. With this cord, it is possible to have a very wide work area. All the keys repeat automatically when held down.

Mass storage expansion is available by adding double-density, single-sided 5¼-inch disks. Up to 160 K-bytes can be stored on each disk, allowing for a total storage capacity of 320K-bytes. These disks are contained in the System Unit, that also houses a power supply, fan, the cassette input and output ports, and a speaker for musical programming.

The System Unit, as noted, contains the 8088 microprocessor that drives this personal computer. Contained in the ROM found in this part of the system is a power-on self-diagnostic routine. About 2K





IBM'S PERSONAL COMPUTER can be used in the office or schoolroom, or at home, for self-instruction or simply for pleasure.

of the ROM is used for this. It checks all parts of the unit, including the microprocessor itself. Any problems are reported to the user. The unit also contains the BASIC language interpreter and the 16K RAM. This is a fairly compact unit too. It measures 20 inches wide, 16 inches deep and 5½ inches high. By using memory add-ons (plug-in modules) the RAM can be expanded to 256K, which makes this quite a powerful system when fully configured.

Although the user has the option of adding his own printer, IBM offers its own dot-matrix unit. It is an 80-character-per-second unit that also runs its own self-diagnostic to assure proper operation. Twelve typefaces are available for various printing needs and features include page spacing and column skipping for word processing and column applications. It is a bi-directional unit for increased speed and can print 40, 66, 80 or 132 characters-per-line. It has a replaceable ribbon cartridge and print head.

The 11½-inch optional cathode-ray-tube display uses a green-phosphor screen. The 720-by-350-pixel resolution level and wide bandwidth produce a sharp, stable display. The display is 25 lines deep by 80 characters wide and includes capabilities for underlining, high-intensity blinking characters and a inverse video for highlighting information. There are also upper and lower case letters displayed for word processing and brightness and contrast controls for reading comfort. An interesting feature of the display is the potential for non-display of an area of the screen a user might consider sensitive. For users not wanting the IBM monitor, the System Unit outputs NTSC video, so you can connect the System Unit to television monitor or, using an RF modulator, to a standard TV receiver.

The IBM's *Personal Computer* also features extensive color and graphics capabilities. It can display alphanumerics using 16 foreground, and eight background, colors. In the graphics mode, four colors are available. Its medium-resolution graphics display allows an array of 320 by 200 pixels. In the high-resolution mode that increases to 640 by 200 pixels.

Communications Ability is available through the use of an asynchronous communication line. This makes it easy to interface the IBM *Personal Computer* with databases (*The Source*, *MicroNet*, *CompuServe*) other computers, laboratory instruments or any other devices with a standard RS-232C

asynchronous adapter. It is reported to be programmable and compatible with different bit and parity rates.

Other optional features include the addition and use of joysticks and paddles.

There are three versions of BASIC available for the IBM *Personal Computer*. These are based on the popular Microsoft BASIC. The cassette level BASIC is included in the ROM of every system and provides all the input-output instructions needed to enter and retrieve data. It supports the use of the keyboard, display, light pen and printer and provides a full complement of editing and mathematical functions. It also allows the user to program the user-definable special function keys and will also display the function of each definable key, although this feature can be defeated.

The other two levels of BASIC—disk and advanced—are optional. The disk extension supports the use of disk, while adding date, time of day and communications capabilities to the system. The advanced extension enhances the display graphics to include features such as POINT, CIRCLE and GET/PUT display, while increasing light pen and joystick support for design work and home entertainment.

Disk BASIC is part of the IBM disk operating system and requires 32K of RAM, while the advanced level requires even more RAM—in the area of 48K. Interestingly, the disk BASIC also provides support for the system's musical functions when the PLAY command is used.

The disk operating system itself, which supports one or more disk drives, allows the user to write or read from the system's removable disks, display a directory and rename, erase, display or copy files. It is similar, but not exactly the same, as the popular operating system CP/M, which is found in many personal computers. This effectively restricts the user to IBM-supplied software—you can't use the large number of CP/M-based programs that are on the market. However, this situation should be rectified soon. IBM has been working with Digital Research, the creators of CP/M, to make the operating system available on the *Personal Computer*. It has also been working with SofTech Microsystems, Inc. to make the advanced UCSD p-System available. These two changes should provide the opportunity for current applications software to be moved over to the IBM *Personal Computer* with minimal changes.

This personal computer also has another powerful language tool, a Pascal compiler. This language compiler allows separate compilations of program elements for maximum system performance. It also supports several programming features for advanced programming work.

A broad range of applications software is currently available from IBM for its new system. It includes the problem-solving program package for financial or mathematical forecasting and computations, *VisiCalc*; Peachtree Software's *General Ledger*; an accounts receivable and an accounts payable package, also from Peachtree Software; *EasyWriter*, a word processing package from Information Unlimited Software, Inc.; Microsoft *Adventure*, and communications utilities.

The communications package is set up so the IBM *Personal Computer* will be able to communicate with larger systems. IBM intends to provide a full subset of 3270 emulation capabilities. As a result, this microcomputer is a good choice for both the hobbyist and the business system user and means that it can be interfaced with existing mainframes for data exchange.

And, speaking of data exchange, the Asynchronous Communications Adapter will support a baud rate of up to 9,600. This means you get a rapid and high-order data exchange.

Overall, the IBM *Personal Computer* seems to be a powerful tool for both the hobbyist and serious business user. Even though IBM entered the personal-computer fray late, it looks like its representative on the front lines of this battle is a potent contender. The competition will have its work cut out for it.

RE

Choose the System the Experts Are Raving About—Radio Shack's TRS-80 Color Computer!

"The Color Computer is THE best buy in the market today. It's jam-packed with hardware capabilities and the graphics commands of Extended Color BASIC are excellent. Look at it!"
—William Barden, Jr., Author

"Radio Shack's Extended Color BASIC is a breakthrough in color graphics for personal computers. It's fast, easy-to-use, and capable of producing striking graphics."
—Stan Miastkowski
BYTE Magazine

"Anyone seeking a machine that will serve well as a teacher and a base for a home communication and entertainment center will find the TRS-80 Color Computer a strong contender."
—Carl Warren
Popular Electronics

"The TRS-80 Color Computer has the most potential of any computer on the market today; more versatile, more expandable, easily interfaced, and easier to use—bar none!"
—H.C. Pennington, Author

The experts agree . . . the Radio Shack TRS-80® Color Computer lets you create spectacular high-resolution color graphics at an amazingly low price!

A Programmer's Dream at Only \$599. Our 16K Color Computer with Extended Color BASIC uses one-line commands to make the creation of sophisticated graphics easy. Now you can produce color diagrams, business and engineering charts, even simple animation with a screen resolution of up to 49,152 programmable pixel points (256x192). You get eight vivid colors, sound, a 32x16 screen format, editing, user-definable keys, error messages, PEEK, POKE, a built-in RS-232 serial interface, and much more.

We Don't Skimp on Documentation. Our easy-to-understand tutorial manuals on our Standard and Extended Color BASIC will quickly have you using the full potential of your TRS-80 Color Computer.

Radio Shack®
The biggest name in little computers™
A DIVISION OF TANDY CORPORATION

Retail prices may vary at individual stores and dealers. All quotes used with permission. BYTE, May, 1981. © 1981, BYTE Publications, Inc. Popular Electronics, July, 1981. © 1981, Ziff Davis Publishing Co.

Instant Fun and Games! Just plug-in a Program Pak™ for exciting game action! Our TRS-80 Color Computer connects to any standard TV set, including our \$399 TRS-80 Color Video Receiver.

Expand At Any Time. Add a disk drive for only \$599, and get 156K-bytes of on-line storage. Add more memory, a printer, and other accessories, too.

See It Today! Come in for a demonstration at a Radio Shack Computer Center, store or dealer near you.



Tell me more! Please send me your free TRS-80 Computer Catalog.

**Mail To: Radio Shack, Dept. 82-A-438
1300 One Tandy Center, Fort Worth, Texas 76102**

NAME _____

COMPANY _____


ADDRESS _____

CITY _____ STATE _____ ZIP _____

CIRCLE 5 ON FREE INFORMATION CARD

www.americanradiohistory.com

The \$149⁹⁵ personal computer.



Introducing the Sinclair ZX81

If you're ever going to buy a personal computer, now is the time to do it.

The new Sinclair ZX81 is the most powerful, yet easy-to-use computer ever offered for anywhere near the price: only \$149.95* completely assembled.

Don't let the price fool you. The ZX81 has just about everything you could ask for in a personal computer.

A breakthrough in personal computers

The ZX81 is a major advance over the original Sinclair ZX80—the world's largest selling personal computer and the first for under \$200.

In fact, the ZX81's new 8K Extended BASIC offers features found only on computers costing two or three times as much.

Just look at what you get:

- Continuous display, including moving graphics
- Multi-dimensional string and numerical arrays

* Plus shipping and handling. Price includes connectors for TV and cassette, AC adaptor, and FREE manual.

- Mathematical and scientific functions accurate to 8 decimal places
- Unique one-touch entry of key words like PRINT, RUN and LIST
- Automatic syntax error detection and easy editing
- Randomize function useful for both games and serious applications
- Built-in interface for ZX Printer
- 1K of memory expandable to 16K

The ZX81 is also very convenient to use. It hooks up to any television set to produce a clear 32-column by 24-line display. And you can use a regular cassette recorder to store and recall programs by name.

If you already own a ZX80

The 8K Extended BASIC chip used in the ZX81 is available as a plug-in replacement for your ZX80 for only \$39.95, plus shipping and handling—complete with new keyboard overlay and the ZX81 manual.

So in just a few minutes, with no special skills or tools required, you can upgrade your ZX80 to have all the powerful features of the ZX81. (You'll have everything except continuous display, but you can still use the PAUSE and SCROLL commands to get moving graphics.)

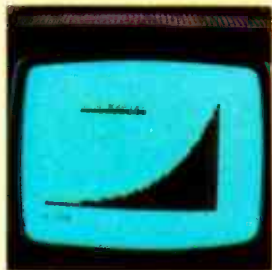
With the 8K BASIC chip, your ZX80 will also be equipped to use the ZX Printer and Sinclair software.

Order at no risk**

We'll give you 10 days to try out the ZX81. If you're not completely satisfied, just return it to Sinclair Research and we'll give you a full refund.

And if you have a problem with your ZX81, send it to Sinclair Research within 90 days and we'll repair or replace it at no charge.

**Does not apply to ZX81 kits.



NEW SOFTWARE: Sinclair has published pre-recorded programs on cassettes for your ZX81, or ZX80 with 8K BASIC. We're constantly coming out with new programs, so we'll send you our latest software catalog with your computer.



ZX PRINTER: The Sinclair ZX Printer will work with your ZX81, or ZX80 with 8K BASIC. It will be available in the near future and will cost less than \$100.



16K MEMORY MODULE: Like any powerful, full fledged computer, the ZX81 is expandable. Sinclair's 16K memory module plugs right onto the back of your ZX81 (or ZX80, with or without 8K BASIC). Cost is \$99.95, plus shipping and handling.



ZX81 MANUAL: The ZX81 comes with a comprehensive 164-page programming guide and operating manual designed for both beginners and experienced computer users. A \$10.95 value, it's yours free with the ZX81.

The \$99⁹⁵ personal computer.

Introducing the ZX81 kit

If you really want to save money, and you enjoy building electronic kits, you can order the ZX81 in kit form for the incredible price of just \$99.95*. It's the same, full-featured computer, only you put it together yourself. We'll send complete, easy-to-follow instructions on how you can assemble your ZX81 in just a few hours. All you have to supply is the soldering iron.

How to order

Sinclair Research is the world's largest manufacturer of personal computers.

The ZX81 represents the latest technology in microelectronics, and it picks up right where the ZX80 left off. Thousands are selling every week.

We urge you to place your order for the new ZX81 today. The sooner you order, the sooner you can start enjoying your own computer.

To order, simply call our toll free number, and use your MasterCard or VISA.

To order by mail, please use the coupon. And send your check or money order. We regret that we cannot accept purchase orders or C.O.D.'s.

CALL 800-543-3000. Ask for operator #509. In Ohio call 800-582-1364. In Canada call 513-729-4300. Ask for operator #509. Phones open 24 hours a day, 7 days a week. Have your MasterCard or VISA ready.

These numbers are for orders only. For information, you must write to Sinclair Research Ltd., 2 Sinclair Plaza, Nashua, NH 03061.

Sinclair



AD CODE	04RE	PRICE†	QTY.	AMOUNT
	ZX81	\$149.95		
	ZX81 Kit	99.95		
	8K BASIC chip (for ZX80)	39.95		
	16K Memory Module (for ZX81 or ZX80)	99.95		
	Shipping and Handling	4.95		\$4.95
TOTAL				

MAIL TO: Sinclair Research Ltd., One Sinclair Plaza, Nashua, NH 03061.

NAME _____

ADDRESS _____

CITY/STATE/ZIP _____

† U.S. Dollars

Osborne



Considering the competition in the microcomputer field, this would not appear to be the best time for a young, small company to introduce a new computer. That is, of course, unless it has a product that is truly different.

MARC STERN

ENTERING THE MICROCOMPUTER FIELD IS A RISKY BUSINESS at any time. There are market forces to contend with, the challenge of bringing out the product on time, and the challenge of staying in business altogether. That has never been more true than today, now that two of the giants in the computer field—IBM and Xerox—have introduced their own personal computer. Add to that the strong competition from firms already established in the field, such as Radio Shack and Apple, and it's easy to see that it's a highly competitive market.

But market conditions did not deter Dr. Adam Osborne or his company, Osborne Computer Corporation (26500 Corporate Avenue, Hayward, CA 94545), from introducing their *Osborne 1* computer. There are two factors that make that system unique. The first is that it is a complete turnkey system—from plug, to hardware, to software. The second factor is that the whole system is priced at less than \$2,000, with the basic system carrying a suggested retail price of \$1,795.

At the heart of the portable, full-featured unit is a powerful Z80 microprocessor. The system includes a full 64K of RAM. There is also 4K of bank-switch ROM containing the

operating system. The access time for the programmable memory is 250 nanoseconds; it is 350 nanoseconds for the ROM.

The *Osborne 1* comes with a detachable 70-key ASCII keyboard that connects with the monitor unit through a 10-inch ribbon cable. That makes the *Osborne 1* convenient to use because the user can separate the keyboard from the monitor unit and move it nearer to where he is working.

The beauty of the machine, aside from its instant start up and run capability, is its size. It measures 20.5 × 13 × 9 inches and closes like a small suitcase. That means that the user can take it and use it anywhere (see (Fig. 1)).

Another feature of the unit is its built-in video monitor. There is one serious problem with that monitor, however: It is extremely small. While the small size—3.55 × 2.63 inches—may be adequate for field work, in most cases it just won't do for other applications. However, there is an accessory 12-inch monitor available. The display system is memory mapped, and features full scrolling.

But it takes more than a monitor to make a full-featured, fully integrated system. For example: The *Osborne 1* has two built-in 5¼-inch disk drives. That isn't an add-on, but is

part of the entire package. You can store up to 100,000 characters of data on each disk. The disks have 40 tracks each and 10 sectors per track. There are 256 bytes per sector. The maximum seek time is 12 milliseconds from track-to-track.

The *Osborne 1* also includes several built-in interfaces. One of them, a serial RS-232C interface, is used to connect the computer with serial printers, modems, or other devices. It is software-switchable, with a data rate of either 300 or 1,200 baud. It features handshaking to control the transmission rate. A nine-pin plug is included for use with an external modem. An adapter allows the connection of both a modem and printer simultaneously. Another interface is an IEEE-488 general purpose instrumentation bus for data communications with test instruments.

In an interesting departure from industry norm, Osborne is supplying EPROM's with its units in order to protect its software vendors. They are being used presently just for controlling various drive functions, but they could be encoded so that a machine's serial number would appear on the software if it were copied.

As a turnkey (plug-it-in-and-go) system, the *Osborne 1* is supplied with some sophisticated, powerful software. For starters, the disk-operating system is the industry-standard *CP/M*. Built into *CP/M* are such functions as a PIP (Peripheral Interchange Program) that provides for file transfer between devices and disk files, and an ED text editor that allows the creation and modification of ASCII files. The ASM, fast 8080 assembler, also included in the *CP/M*, uses standard Intel mnemonics and pseudo operations with free-format input, conditional assembly, and assembly-line expressions. There is also a DDT (Dynamic Debugging Tool) that contains an integral assembler/disassembler module that patches and displays memory in either assembler mnemonic or hexadecimal form, and traces program execution with full register and status display.

Some of the commands available include *SUBMIT*, which allows a group of *CP/M* commands to be batched together in a single *SUBMIT* command for submission to the operating system; a *STAT* command that displays and alters input-output device and file status, and a *LOAD* command that converts Intel hex format to absolute binary. In addition, the *SYSGEN* command will generate a new *CP/M* system diskette for backup purposes.

There are other powerful tools included in the software, including two forms of BASIC. Apparently not believing that one system of BASIC was enough, Osborne has included both the *CBASIC* (Digital Research) and *MBASIC* (Microsoft) languages.

CBASIC is a commercially oriented compiler/interpreter designed for use with *CP/M*. It consists of the compiler, the run-time monitor, and a cross-reference listing of all variables used in a *CBASIC* source program (*XREF.COM*).

MBASIC, on the other hand, is a BASIC interpreter for *CP/M* systems and is aimed more toward general computer applications. It supports many enhanced features and includes a line editor as part of the interpreter.

Because of the use of *MBASIC*, the *Osborne 1* has the potential to be a great personal computer. Through the *PEEK* and *POKE* commands, the user has direct access to memory. The *EDIT* command makes program editing easy, and provides an edit mode for subcommands.

Also included in the standard software is a *WordStar MailMerge* package. That package, which is *CP/M*-compatible, provides an extensive text-processing and standard-form producing system. In addition to word processing and standardized forms, *MailMerge* lets you merge separate files and data into a single document. The standard package also includes *SuperCalc*, a management-oriented productivity tool. For a computer user who has had little or no programming expertise, that provides a way to manage and



FIG. 1—A TRULY PORTABLE, all-in-one computer system the *Osborne 1* folds up like a small suitcase so that it can be easily transported.

manipulate data interactively.

There are few peripherals available since so much is included in this very-complete package. We've already mentioned the 12-inch monitor—which I think is almost necessary for serious computing. A modem cable is available for use with an acoustic coupler. There is also a battery pack available that is good for one or two hours of operation. (That power source, while useful for field work, also has a place in the office. It can provide system backup in case of power failure and could very well keep the system up and running at a crucial moment.) Mass storage capability can be increased markedly by using the accessory double-density disk drives. Those increase mass storage to 200K per drive. Further mass storage is available by using a Corvus hard-disk system, which allows the computer to be used for a broader range of industrial and commercial applications.

An optional *Micro-Link* program is available that lets microcomputers communicate over telephone lines with each other, large computer systems, and terminals. The program, which requires a minimum system memory of 16K, allows the *Osborne 1* user to contact data bases, bulletin boards, and time-sharing services.

Osborne has some aggressive marketing plans. It plans to compete head-to-head with the computer giant, IBM, in terms of units in the field. IBM is said to be targeting to have five million of its personal computers in the field over the next five years, and Osborne is aiming at the same figure.


Osborne Computer Corp. has charted an ambitious course for itself. Only time will tell if this relatively new company will succeed in that aim, or whether the industry skeptics who have said it can't be done are right.

R-E

APRIL SPECIALS

WE CARRY THE COMPLETE LINE OF ATARI SOFTWARE, PERIPHERALS AND ACCESSORIES.


EPSON MX-80



INTERFACES & CABLES
IEEE \$55. RS-232 \$70.
APPLE INTERFACE & CABLE \$90.
TRS-80 CABLE \$35.

\$439.00

ATARI 400 16K




\$339.00

PERSONAL COMPUTERS

Televideo 925	849.00	NEC 3510 Spinwriter	\$1750.00
Televideo 950	929.00	NEC 3515 Spinwriter	1795.00
CBM 8032 Computer	1149.00	NEC 3530 Spinwriter	1750.00
CBM 8050 Disk Drive	1349.00	NEC PC-8023 Printer	629.00
CBM 4032 Computer	975.00	NEC 7710 Spinwriter	2345.00
CBM 4040 Disk Drive	975.00	NEC 7720 Spinwriter	2695.00
CBM 4022 Printer	649.00	NEC 7730 Spinwriter	2345.00
CBM VIC-20	269.00	NEC JC 1201 M(A) — Color 12" monitor	359.00
Microtek 16K Ramboard for Atari 800	79.00	Okidata Microline-82A	499.00
Microtek 32K Ramboard for Atari 400 and 800	149.00	Okidata Microline-83A	729.00
Qume Sprint 9/45 (Full Panel)	2095.00	Diablo 630	1995.00
Atari 810 Disk Drive	449.00	M & R Sup-R-Terminal	279.00
Atari 850 Interface	169.00	Microsoft Soft Card (Z-80)	279.00
Atari 830 MODEM	159.00	Microsoft Ramcard 16K for Apple	149.00
Atari 800 16K	749.00	Hazeltine 1420	799.00
Epson MX-70	319.00	Amdek 100 G	169.00
Epson MX-80 FT	549.00	Anadex DP-9500/9501	1249.00
Amdek Video-300	199.00	Televideo 910	559.00
Hayes Micromodem II (Apple II)	299.00	Televideo 912C	669.00
Sanyo 9" B & W	189.00	Televideo 920C	689.00



**NEC GREEN
12" MONITOR JB 1201M
\$159.00**



**OKIDATA MICROLINE 80A
MATRIX PRINTER
\$329.00**



**AMDEK COLOR-1 MONITOR
\$339.00**



**EPSON MX-100 FT PRINTER
\$729.00**

**PRICES ARE SUBJECT
TO CHANGE
WITHOUT NOTICE**

CALL TOLL FREE!

EAST COAST

1-800-556-7586
COMPUTER SHOPPING CENTER INC.

12 Meeting Street
Cumberland, RI 02864
1-401-722-1027
TELEX 952106

WEST COAST

1-800-235-3581
COMPUTER SHOPPING CENTER INC.

3533 Old Conejo Rd. #101
Newbury Park, CA 91320
1-805-499-3678
CA. TOLL FREE 1-800-322-1873
TELEX 182889

COMPUTER SHOPPING CENTER

We Accept C.O.D.'s • Stock Shipments Same Day or Next • No Surcharge for Credit Cards
• All Equipment Factory Fresh w/MFT Warranty • We Carry the Complete Line of Personal Software
• Prices do not Reflect Shipping Charges
Rhode Island and California Residents please add 6% Sales Tax

CIRCLE 12 ON FREE INFORMATION CARD

www.americanradiohistory.com

NEC

Nippon Electric Company's (NEC) PC-8000 computer is aimed at the business and high-end personal user.

MARC STERN


NEC HOME ELECTRONICS (USA) (1401 ESTES AVENUE, ELK GROVE VILLAGE, IL 60007), is another of the many companies competing in the hotly contested microprocessor market. In fact, this microcomputer company is trying a very aggressive marketing strategy, aiming at several markets at once: the home computer market, the corporate market, and the small business market.

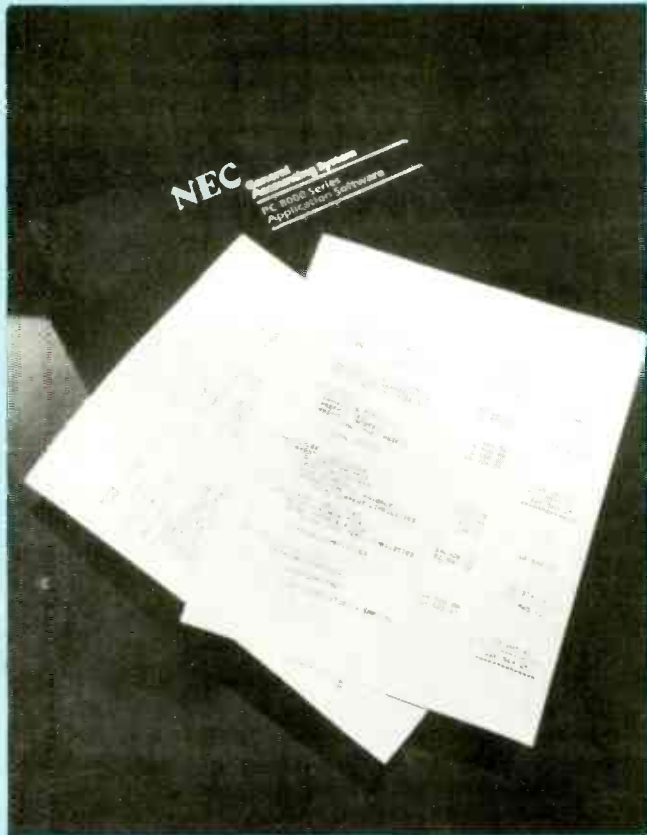
With such an ambitious plan of attack, what features does its system offer that set it apart from the many other systems on the market? One thing the NEC system offers that no other system on the micro market seems to offer, is a 12,000-word dictionary built right into its word-processing software package. This feature aside, the other functions of the NEC PC-8000-series microcomputer system are comparable to the rest of the microcomputer market.

The heart of this microcomputer system is a Z80A-equivalent microprocessing unit (MPU). It is housed inside the PC-8001A keyboard unit. The MPU runs at a clock speed of 4 MHz. The keyboard, with full ASCII capability, has 82 keys and includes a numeric keypad for rapid data entry. Five of the keys are user-programmable and can define 10 functions. These keys are conveniently located at the top of the key-

board, rather than at the side as in other systems, which means that the operator doesn't have a long reach to access them. But the dual nature of the keys may present a problem. Since they are capable of supporting 10 functions, it could be hard to access the functions that need control key or shift access because that adds another step to an otherwise smooth process. Perhaps smaller single keys should have been considered rather than five large dual-function keys.

There is no built-in cathode-ray terminal, although two different 12-inch monitors are available; one color and the other black-and-white. The color monitor can display 20 or 25 lines. Line length, as in other microcomputers, is variable, allowing 36, 40, 72 or 80 characters per line. A powerful editor simplifies programming and includes four-way cursor control and character insertion and deletion. There are 248 characters available which can be presented in any one of eight colors. Resolution on the screen, while not as high as that of some others on the market, is 160 by 100, and more than adequate. In the word-processing mode, N-key rollover input allows high-speed typing. An 8-pin connector is used for the keyboard-monitor interface. The display also includes a built-in sound system that greatly expands the range of





A GENERAL ACCOUNTING SYSTEM package is just one available from NEC. Others include a report manager and word processor.

possible uses.

The basic *PC-8001* keyboard unit has 25K of read-only memory. Resident in this ROM is another of the many sons of Microsoft BASIC, N-BASIC. There is also 32K of random access memory available. This memory can be expanded to 64K when the *PC-8012* input/output unit is added.

Mass storage is available with dual floppy-disk drives. The drives are interfaced with the keyboard unit through a parallel port in the rear. This same port supports the expansion interface unit, the *PC-8012A*.

The expansion interface is the heart of the expanded system. It features 2K of read-only memory. Interestingly, this ROM is available as programmable read-only memory chips, which are optional. That could make it possible to tailor this unit more closely to a user's needs. The basic random access memory in the input/output unit is 32K. It is expandable to 128K with additional plug-in boards. There are seven slots available for expansion boards and eight priority levels can be implemented with up to 16 real-time interrupts possible. The I/O unit will also support the disk drive unit. There is also another parallel port available for further system expansion.

NEC's uses a parallel printer port. The printer is a dot matrix, bi-directional 100 character per second unit. The matrix is 7 by 9 for English characters, 8 by 8 for graphic characters and 8 by 8 for dot-graphic printing. It is a full ASCII printer with complete upper and lower case capability. It also includes graphics capability for Greek, mathematic and graphic characters.

As mentioned earlier, the *PC-8000* system can address up to 32K of memory in its standard form, and this is expandable to 128K by simply adding module boards. The resident N-BASIC is a version of the many Microsoft variants on the market and includes such commands as PRINT-USING and IF-THEN-ELSE. It also allows double-precision floating-point mathematics, flexible and powerful graphics commands,

plus the ability to invoke TERMINAL with a single command. Interestingly, the ability to program in a BASIC language that is compatible with the nearly universally accepted industry standard Microsoft BASIC should give the user access to many existing specialty programs. The user can also access various parts of the memory with the POKE command that will put data into specific memory locations. It is part of the resident monitor. The only departure from the normal list of commands is the lack of a PEEK command to allow the user access to what is already in various memory areas. This could be a drawback if the user already has crucial information in one area and then overwrites it with new information because he didn't know anything was already there.

For the beginning computer enthusiast, NEC offers a guide called *Creative Programming*. This book is designed to help early users become comfortable and confident with microcomputer operation in four lessons. It was developed in cooperation with Eastern Illinois University and designed by Creative Programming Inc. It covers such basics as an introduction to computer language instructions and the significance of the BASIC functions; how to write a program, and how to load a program. Each lesson is accompanied by a series of exercises that allow the user to experience first-hand the concept presented.

The *PC-8000* uses the CP/M operating system and, because it does, a wide range of software is available. This is especially important if the user would like to expand the capabilities of the system, although NEC does offer a wide range of software of its own. NEC software packages include a new microcomputer program with three active calculating dimensions: Report Manager. This program creates and instantly updates a complete variety of reports for financial, accounting, engineering and scientific applications. Unlike other two-dimensional reporting systems, this program generates business reports such as income statements, balance sheets and sales forecasts. It can also produce bar charts, a feature not included in other electronic spread sheet products. Also these reports can be created from any place in the X, Y and Z axis "data cube" generated by the program.

There are other software packages available that include a General Accounting Package and the Word Processing package with the unique built-in 12,000-word dictionary.

The basic *PC-8000* system lists for under \$6,000 and includes the color monitor, input-output expansion interface unit, the keyboard/Z-80A unit and two 5¼-inch disk drives. The disks, probably single-density, provide mass storage capability of up to 100K.

It's interesting to note that nowhere in any of NEC's literature is there any mention of interfacing this unit with a phone modem for data network access, although this is probably possible by adding the expansion interface. Since the unit is set up for parallel I/O, this would require a modem capable of supporting parallel, rather than serial, I/O. This is an omission that should be clarified because the system is touted as being capable of working in a small business or corporate environment. If there is no phone or network interface then it's hard to see how this system might interface with a company's existing system or how it might transmit information from a satellite office to the mainframe in the home office.

The *PC-8000* is advertised as a word-processing color-computer system, and indeed it is. But, it is hard to see how its color capabilities can be fully realized in a work environment. In a home environment, where data isn't printed out in black-and-white report form, it is a nice feature—in a \$6,000 package—but in an office environment it is hard to see how this feature will be used. In a scientific environment, though, it is a valuable aspect of the system.

NEC has entered the hotly contested microcomputer market with the first color word-processing system. It's a different approach from the manufacturer of the leading personal computer in Japan.

R-E

Sinclair ZX81



Small size and a low price do not have to restrict a computer's capabilities.

MARC STERN

CLIVE SINCLAIR IS THE DEVELOPER OF THE FIRST UNDER-\$200 eight-bit microcomputer programmable in BASIC. He is credited with developing the first pocket calculator 10 years ago and with the development of the first miniature television, Microvision, six years ago.

It has always seemed that when someone said that something couldn't be done, Sinclair has set out to do it. So it was only natural that he brought out a full-featured eight-bit microcomputer for under \$200.

That was the Sinclair ZX80, introduced in 1980. However, as observers noted at that time, it had display problems and a very limited memory function. Those problems, though, have been corrected in the updated ZX81, which was released in Boston late last year. The unit is being marketed by Sinclair Research Ltd., 50 Staniford St., Boston, MA 02114.

The basic ZX81 consists of a 40-key, pressure-sensitive keyboard; a built-in VHF RF modulator; 1K of static RAM memory, 8K of ROM, and generates a black-on-white display (when connected to the antenna terminals of a standard TV receiver) of 24 lines by 32 characters. The heart of the system is an eight-bit Z80A central-processor unit.

The power requirements of the computer are slight. It requires 9-volts DC at about 700 mA. Although a wall-plug type supply comes with the unit, you can also, if you choose, use your own. The supply need not be regulated. (While the computer-end plug of the supply provided by Sinclair will also fit into one of the device's tape jacks, no damage, we are assured, can take place if this is done.)

The updated ZX81 is aimed at the beginner. The target is the person who wants to learn what computers are about and how they work. As such, it is an interesting building block for the novice computer user. It is a way to approach computers without being intimidated by them.

While its graphics capabilities have been improved, the ZX81 is still limited to a rather large dot matrix configuration. The line length is short, as compared to other units. The ZX81 is interfaced to a TV receiver by the RF modulator, which is

one of the inhibiting factors in the display. To be fair, though, the graphics capability has been upgraded.

The computer has two keyboard-selectable operating speeds: COMPUTE AND DISPLAY and FAST. The first provides a continuous display, with the computer doing the actual computing during the TV's vertical-blanking interval. The second allows the computer to run its program most of the time, displaying information only at the end of the program, or at other specific intervals.

The result is that, while the computer runs about four times faster when in the FAST mode than when in the other, most of the time you are left staring at a blank display-screen.

Apparently answering criticisms raised when the unit was first introduced, Sinclair has opted for more power in the CPU. That includes Sinclair BASIC resident in the ROM that emulates the *Apple II* BASIC.

The BASIC interpreter allows multi-dimensional string and numerical arrays, while at the same time featuring floating-point arithmetic. That provides a range of 3×10^{-39} to $+7 \times 10^{+38}$, which is accurate to 9 digits.

That indicates that there is some scientific functionality built into the unit. The ZX81 will also handle full log, trig, and their inverse functions.

It is a user-friendly machine that features automatic syntax-error detection and program editing. It also offers randomized functions that are useful for both game and serious applications.

There is no disk-operating-system available with the ZX81. Instead, it relies on program loading and saving through a serial cassette-recorder interface. However, it operates at a high enough baud rate to allow random file access under a master name. That puts the ZX81's operating speed in the 1,000-baud area. No special recorder is required, the company says, so a beginning computer hobbyist can use his own.

In its basic configuration, the ZX81 is equipped with only 1K of static RAM memory. However, that can be expanded by 16K via a module which plugs into the rear of the unit.

The keyboard is easy to use in that many of the keys serve

MOSAIC 32K RAM FOR ATARI*



THE BEST:

- ✓ Quality ✓ Reliability ✓ Flexibility
- ✓ Compatibility ✓ Screen Clarity

NO OTHER 32K RAM BOARD HAS ALL THESE FEATURES:

- Works in both Atari 400 & 800 • Gold edge connectors for better reliability • Fits Atari 400 without modification • Custom components for better performance & reliability • Highest quality components for the best screen clarity • Full year warranty
- Designed to take advantage of Atari 800's superior bus structure • Can be used with 8K, 16K and future products • Allows Atari 800 to have 2 slots for future expansion • Designed so there's no danger of damaging your computer • Designed for inter-board communication in Atari 800 • Easy to follow instructions for simple no-solder installation in Atari 400 • Available companion board (\$5) to allow running 32K board independent of other boards • Full flexible memory configuration

NO OTHER 32K RAM IS AS SAFE AS THE MOSAIC

Atari 800 Memory Config.	with the MOSAIC 32K RAM	with other 32K Boards	Atari 800 Memory Config.	with the MOSAIC 32K RAM	with other 32K Boards
Empty 32K 16K	48K RAM 40K With BASIC Cartridge	48K RAM 40K With BASIC Cartridge	Empty 8K 32K	40K RAM	Danger!†
Empty 32K 8K	40K RAM	Danger!†	8K 32K 8K	48K RAM 40K With BASIC Cartridge	Danger!†
Empty 16K 32K	48K RAM 40K With BASIC Cartridge	Danger!†	Empty Companion 32K	32K RAM	Danger!†

†This configuration can damage computer

Now from your
nearest Mosaic Dealer

\$179.95

Direct from Mosaic \$189.95

MOSAIC

ELECTRONICS

1-800-547-2807

P.O. Box 748 Oregon City, Oregon 97045 503/655-9574

*Trade mark of Atari, Inc.

multiple functions and have the BASIC statements assigned to them. In other words, there are various single-stroke capabilities built in. That feature makes the machine a good choice for the beginner. For instance, when using the monitor program, a user can PEEK or POKE information into specific memory locations at the touch of one key. The same is also true of such statements as THEN, TO, GOTO, GOSUB and AND. As noted, it is also possible to edit with a single keystroke, and it is possible to use one keystroke for PRINT, LIST and RUN.

Those easy functions should prove a boon to the beginning computerist, but they indicate that the system could have been more powerful. It seems there is more capability hidden in the microcomputer than this particular system allows.

One drawback that many people who are comfortable with standard keyboards may find is the use of a plastic-membrane type of keyboard. Granted, the 43-character keyboard does offer a total of 91 built-in functions (when the inverse key is hit) but it is still a membrane unit. When other manufacturers have tried that approach, they have met with little success and have had to return to typewriter-type keyboards.

When you first look at the ZX81 it looks like a very modest microcomputer. Weighing in at only 12 ounces and with dimensions of 6 x 6.5 x 1.5 inches, it is very little larger than a coffee-table book. Yet its developer is quick to defend its capabilities. When the new version of the ZX81 was introduced at a Boston press conference late last year, Sinclair said that it was "...not a reduced-support machine. The language it uses is complete."

One of the reasons given for the ability to keep the cost down was Sinclair's policy of doing only the tooling, development technology, and design work in house. The manufacturing is done for Sinclair by Timex in Dundee, Scotland.

Not only does Sinclair offer the plug-in memory-expansion module; it also offers its own cassette software. That includes business and household programs, as well as educational and game programming. However, outside software houses are also being encouraged to write programs for the ZX81.

Aside from the plug-in module, there is only one other peripheral offered: the ZX Printer. That is a dot-matrix unit which is rather noisy. The ZX81 comes with a built-in printer interface.

Since this microcomputer is a learning tool, one would expect it to come with a programming course—and it does. Sinclair provides a 164-page elementary programming course.

Not only does the manual provide a rather thorough explanation of how to program the ZX81 in BASIC, but its later chapters and appendices supply other useful information as well.

There is information on machine-language programming, which can make programs run much more quickly than in BASIC. A listing of system variables along with their memory locations is provided—knowing what information is stored where can make program debugging easier, and can also allow you to make your programs run with more style and efficiency.

There is even a section for people who already are familiar with BASIC explaining the differences between Sinclair's BASIC and others.

The Sinclair ZX81 is priced at \$149.95 in wired form. For the adventurous person, who wants to learn computers from the ground up, there is a \$99.95 kit available. The memory-expansion module is priced at \$99.95 and the serial dot-matrix printer is available for less than \$100.

In the final analysis, the ZX81 is a building-block unit. It is intended to train people who know little or nothing about computers. That is all it is intended to be.

If you already own a ZX80 and want to upgrade it, a plug-in replacement ROM that contains the new 8K extended BASIC used in the ZX81 is available. That is a user-installable IC that can be installed in the ZX80 in a few minutes by using a screwdriver. That will allow the ZX80 to use the new ZX Printer and it will also be software-compatible with programs intended for the ZX81. The replacement ROM and a new overlay for the ZX80 keyboard sell for \$39.95.

R-E

NEW HIGHER PRINTING SPEED, NEW LOWER PRINTER PRICE

High-speed printer

The Heath/Zenith 25 Printer is a heavy-duty, high-speed dot matrix printer that gives you sharp, clear printouts. It prints crisp, clear copy at speeds over 150 characters per second with quiet smoothness.

Baud rates from 110 to 9600 are user-selectable.

Versatile printer

The 25 prints the entire 95-character ASCII set in upper case and lower case with descenders, in a 9x9 matrix. Also, 33 block graphic characters – which are compatible with the Heath/Zenith 89 All-In-One Computer and the 19 Smart Video Terminal – let you create graphs and charts. All functions and timing are microprocessor-controlled.

Plug-in ribbon cartridges make ribbon replacement a no-mess snap.

The 25 works with most computers and terminals – using an RS-232C Serial Interface or a 20 mA current loop with handshaking control signals.

Low-priced printer

The 25 has all the features you've been looking for in a high quality, high-speed dot matrix printer – for only \$1095 in kit form, or for only \$1595 assembled and tested.

Free demonstration awaits you at your Heathkit Electronic Center †

Pick the store nearest you from the list below. And stop in today for a demonstration of the new Heath/Zenith 25 Printer. If you can't get to a store, send \$1.00 for the latest Zenith Data Systems Catalog of assembled commercial computers. We'll also send you a free copy of the latest Heathkit® catalog. Write to Heath Company, Dept. 020-884, Benton Harbor, MI 49022.

HEATH/ZENITH

Your strong partner



*150 characters per second

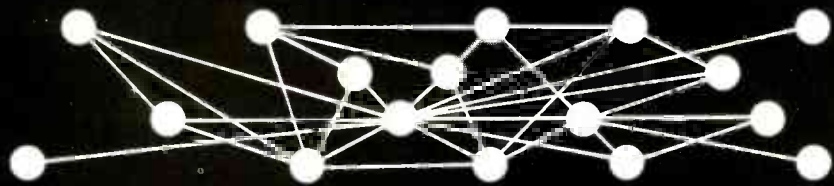
Visit your Heathkit Electronic Center †

Where Heath/Zenith Products are displayed, sold and serviced.

- | | | | | | | | |
|---|--|--|--|--|---|---|--|
| PHOENIX, AZ
2727 W. Indian School Rd.
602-279-6247 | SACRAMENTO, CA
1860 Fulton Ave.
916-486-1575 | ATLANTA, GA
5285 Roswell Rd.
404-252-4341 | BALTIMORE, MD
1713 E. Joppa Rd.
301-861-4446 | ST. PAUL, MN
1645 White Bear Ave.
612-778-1211 | ROCHESTER, NY
937 Jefferson Rd.
716-424-2560 | FRAZER, PA
630 Lancaster Pk. (Rt. 30)
215-647-5555 | SAN ANTONIO, TX
7111 Blanco Rd.
512-341-8876 |
| ANAHEIM, CA
330 E. Ball Rd.
714-776-9420 | WOODLAND HILLS, CA
22504 Ventura Blvd.
213-883-0531 | CHICAGO, IL
3462-66 W. Devon Ave.
312-583-3920 | ROCKVILLE, MD
5542 Nicholson Lane
301-881-5420 | BRIOGETON, MO
3794 McKelvey Rd.
314-291-1850 | N. WHITE PLAINS, NY
7 Reservoir Rd.
914-761-7690 | PHILADELPHIA, PA
6318 Roosevelt Blvd.
215-288-0180 | MIOVALE, UT
58 East 7200 South
801-566-4626 |
| CAMPBELL, CA
2350 S. Bascom Ave.
408-377-8920 | DENVER, CO
5940 W. 38th Ave.
303-422-3408 | DOWNERS GROVE, IL
224 Ogden Ave.
312-852-1304 | PEABODY, MA
242 Andover St. (Rt. 114)
617-531-9330 | OMAHA, NE
9207 Maple St.
402-391-2071 | CLEVELAND, OH
28100 Chagrin Blvd.
216-292-7553 | PITTSBURGH, PA
3482 Wm. Penn Hwy.
412-824-3564 | ALEXANDRIA, VA
6201 Richmond Hwy.
703-765-5515 |
| EL CERRITO, CA
6000 Potrero Ave.
415-236-8870 | AVON, CT
395 W. Main St. (Rt. 44)
203-678-0323 | INDIANAPOLIS, IN
2112 E. 62nd St.
317-257-4321 | WELLESLEY, MA
165 Worcester Ave. (Rt. 9)
617-237-1510 | ASBURY PARK, NJ
1013 State Hwy. 35
201-775-1231 | COLUMBUS, OH
2500 Morse Rd.
614-475-7200 | WARWICK, RI
558 Greenwich Ave.
401-738-5150 | VIRGINIA BEACH, VA
1055 Independence Blvd.
804-466-0997 |
| LA MESA, CA
8363 Center Dr.
714-491-0110 | HIALEAH, FL
4705 W. 16th Ave.
305-823-2280 | MISSION, KS
5960 Lamar Ave.
913-362-4486 | DETROIT, MI
18645 W. Eight Mile Rd.
313-535-6480 | FAIR LAWN, NJ
35-07 Broadway (Rt. 4)
201-791-6935 | TOLEDO, OH
48 S. Byrne Rd.
419-537-1887 | DALLAS, TX
2715 Ross Ave.
214-826-4053 | SEATTLE, WA
505 8th Ave. N.
206-682-2172 |
| LOS ANGELES, CA
2309 S. Flower St.
213-749-0261 | PLANTATION, FL
7173 W. Broward Blvd.
305-791-7300 | LOUISVILLE, KY
12401 Shelbyville Rd.
502-245-7811 | EAST DETROIT, MI
18149 E. Eight Mile Rd.
313-772-0416 | AMHERST, NY
3476 Sheridan Dr.
716-835-3090 | WOODLAWN, OH
10133 Springfield Pike
513-771-8850 | FORT WORTH, TX
6825-A Green Oaks Rd.
817-737-8822 | TUKWILA, WA
15439 53rd Ave. S.
206-246-5358 |
| POMONA, CA
1555 N. Orange Grove Ave.
714-623-3543 | TAMPA, FL
4019 W. Hillsborough Ave.
813-886-2341 | KENNER, LA
1900 Veterans Mem. Hwy
504-467-6321 | HOPKINS, MN
101 Shady Oak Rd.
612-938-6371 | JERICHO, LI, NY
15 Jericho Turnpike
516-334-8181 | OKLAHOMA CITY, OK
2727 N. W. Expressway
405-848-7593 | HOUSTON, TX
1704 W. Loop N.
713-869-5263 | VANCOUVER, WA
516 S. E. Chaklov Dr. #1
206-254-4441 |
| REDWOOD CITY, CA
2001 Middlefield Rd.
415-365-8155 | | | | | | | MILWAUKEE, WI
5215 W. Fond du Lac
414-873-8250 |

†Heathkit is a registered trademark of Heath Company, Heath Company and Veritechnology Electronics Corporation are wholly-owned subsidiaries of the Zenith Radio Corporation. Heathkit Electronic Centers are operated by Veritechnology Electronics Corporation.

CIRCLE 2 ON FREE INFORMATION CARD



NETWORKING

If you like to communicate with others, the CompuServe Information Service is your most effective vehicle. Why? Because we have the largest customer base of any videotex system in North America. And we have hundreds of new subscribers each week.

"Talk" to other CompuServe subscribers via CB simulation (it's the most popular offering on our network). Send E-mail, use the electronic bulletin board and exchange information with computer manufacturers, Special Interest Groups and publishers.

Play a variety of networking games with your own group or complete strangers from New York to Chicago to L.A.

Ask for a demonstration at a Radio Shack® Computer Center. Videotex software is available for various brands of personal computers.

CompuServe Information Service, 5000 Arlington Centre Blvd., Columbus, Ohio 43220. (614) 457-8650.

CompuServe

CIRCLE 34 ON FREE INFORMATION CARD

**Heart disease
and stroke
will cause half
of all deaths
this year.**

**Give the gift
of love.**



**American Heart
Association**

WE'RE FIGHTING FOR YOUR LIFE

BYTE'S Best Cellar List



**Ciarcia's Circuit Cellar,
Volumes I, II, & III**
by Steve Ciarcia

Collections of Steve Ciarcia's perennially popular columns from BYTE Magazine, these three volumes are sure to please home computer users and electronic hobbyists. **Volume I** include power conversions, programming EPROMs, remote terminal interfacing, touch-input video display, and more. **Volume II**, focusing on projects which interface the personal computer with the home, features useful applications such as computer-controlled home security system, computerizing appliances, input-output expansion for the TRS-80, and even a computer-controlled wood stove. **Volume III** offers low-cost construction projects such as an ultrasonic rangefinder, handheld remote computer control, two speech synthesizers, and a remote-control motorized platform, to name just a few.

Build Your Own Z80 Computer
by Steve Ciarcia

This complete guide to building a working computer offers engineers, students, and hobbyists an exciting alternative to buying a computer. With clear instructions, Steve Ciarcia fully explains how to build a basic single-board microcomputer based on the Zilog Z80 microprocessor. The finished product features a 1 K-byte operating system, serial and parallel ports, hexadecimal display, audio cassette mass storage, and easy expansion to include a video terminal.



Please send

Ciarcia's Circuit Cellar, Vol. I \$8.00

Ciarcia's Circuit Cellar, Vol. III \$12.95

Ciarcia's Circuit Cellar, Vol. II \$12.95

Build Your Own Z80 Computer

Call Toll-Free 800/258-5420

Name Check Enclosed

Address Bill Visa/
MasterCard #

City State Zip Expiration Date

BYTE Books, 70 Main Street, Peterborough, N.H. 03458

Please add .75 per book to cover shipping cost.

74

CIRCLE 36 ON FREE INFORMATION CARD



Pocket Computers

Once thought of as an impossible fantasy, a true computer that you can slip into your pocket is now a reality. Four such units are now available, with two more on the way.

MARC STERN

THE CONCEPT OF A POCKET COMPUTER BEGAN TO APPEAR IN science fiction stories, such as those by Isaac Asimov, over 30 years ago. Like many of the other ideas proposed in those stories, it was dismissed as pure speculation by most readers. But, again like many of the devices described in those stories, the pocket computer has become a reality.

The first hint that the pocket computer was indeed on its way came in the early 1970's with the introduction of hand-held calculators. While those first units were relatively simple, and rather expensive, that soon began to change.

Calculators acquired features such as memory, which allowed the user to store a single value that could be recalled or modified at any time, and functions such as roots, logs, powers, and trigonometric functions; that made the calculators much more useful in engineering, mathematical, and scientific applications. Soon after, calculators with individually addressable memories became common.

In the late 1970's, programmable calculators were introduced. The term "programmable" referred to the calculator's ability to "remember" a sequence of key strokes, and reproduce them on command. Some even had the ability to store the "program" on a small piece of magnetic material, so that it would not be lost when the unit was shut off. It was even possible to purchase plug-in ROM's for those units. Some of those ROM's were programmed to perform complicated calculations; others were programmed to—what else?—play games. But even a programmable calculator with all of the "bells and whistles" is not a computer.

That brings us to the subject of this article: true "pocket" computers. Pocket computers are sold in this country by four companies—Radio Shack (One Tandy Center, Ft. Worth, TX 76102); Sharp (10 Sharp Plaza, Paramus, NJ 07652); Panasonic (One Panasonic Way, Secaucus, NJ 07094), and Quasar (9401 W. Grand Ave., Franklin Park, IL 60131). Those units are not much larger than some of the early calculators that we talked about, but they are far more complex and powerful.

The Radio Shack/Sharp pocket computers

If the Radio Shack *TRS-80* (see Fig. 1) and Sharp *PC-1211* pocket computers seem similar, there is a good reason—both, although sold and serviced by different companies, are functionally identical. Both measure $1\frac{1}{16} \times 6\frac{7}{8} \times 2\frac{3}{4}$ inches and feature a 57-key mini-keyboard, 1.9K of RAM, and 11K of internal ROM. Two proprietary four-bit CMOS microprocessors form the heart of the units. One of the microprocessors handles the arithmetic operations and the display routines; the other handles the BASIC interpreter and the input from the tiny keyboard. The units use a 24-character LCD display; each character is formed by a 7-by-5 dot matrix.

The pocket computers let you store several different programs in memory. Those programs are individually identified, and any one can be run by simply pressing a specified key. A 1,424-step memory is automatically partitioned for program and data storage, and there is a 25 data-element memory and a 48-step reservable memory for storing functions.

Although those are relatively tiny devices, they have many



FIG. 1—THE TRS-80 POCKET COMPUTER is shown here with the slide-in printer and cassette interface. That peripheral turns the pocket computer into a complete "mini-system."



FIG. 2—AMONG THE FEATURES of the new TRS-80 model PC-2 is a new, more powerful version of pocket BASIC.

of the features of larger units: for instance, an edit and debug mode that should make finding programming errors and correcting them easy. That function is handled by the monitor program: the monitor is contained in 4K of the ROM.

What sets the pocket computer apart from programmable calculators is that you can write and run your own programs in BASIC. The BASIC used by those devices is called pocket BASIC and appears to be related to Radio Shack's TRS-80 Level I BASIC, although there are considerable differences. The language is capable of supporting up to four nested sub-routines or FOR/NEXT loops, and up to 15 levels of parenthesis. It can handle strings of up to seven characters.

Programs and data are entered using the 57-key keyboard. Although that keyboard is laid out much like a typewriter keyboard, don't expect to be able to touch-type: the unit's small size makes that all but impossible. If you prefer, Radio Shack offers a library of software, available on cassette. Among the subjects covered are real estate, personal finance, aviation, and games. To load those programs, or to save your own on cassette, you'll need one of the two peripherals available for the units—a slide-in cassette-tape interface.

The second peripheral is a dot-matrix printer that also includes the cassette interface. That peripheral turns a pocket computer into a complete mini-system. With that device, it is possible to get hard copies of programs, data, or results. It uses the pocket computer's PRINT and LIST commands to provide a 16-column alphanumeric printout on ordinary electronic-cash-register-type paper. The printer writes at approximately one line per second, and is powered by rechargeable nickel-cadmium batteries.

The TRS-80 Pocket Computer sells for \$169.95. The suggested retail price for the Sharp PC-1211 is \$179.00.

As we went to press, both Sharp and Radio Shack announced the introduction of a new, more powerful pocket computer. The new units, the Radio Shack TRS-80 model PC-2 (Fig. 2) and the Sharp PC-1500 (which, again, are functionally identical), feature a single 8-bit microprocessor and 2.6K of user-available RAM, expandable to 6.6K. The computer uses an advanced version of the pocket BASIC described earlier, and can handle two-dimensional arrays and strings of as long as 80 characters. For display, a fully addressable 7×156 dot-matrix LCD is used; both upper and lower

case characters can be generated by the unit. Among the peripherals planned is an RS-232 interface. Currently available is a combination four-color printer/plotter and cassette interface.

The Panasonic/Quasar HHC pocket computers

The HHC pocket computer, developed jointly by Matsushita and Friends Amis of San Francisco, is sold in this country by both Panasonic (see Fig. 3) and Quasar; although the packaging is somewhat different, here is another case of two functionally identical computers.

The basic machine is available with either 2K or 4K of RAM. That user-available RAM is expandable, using external modules; up to six 8K modules can be connected to the computer at one time. The unit comes with 16K of internal ROM, which can be expanded to 48K.

The microprocessor used by the computers is a 6502. Special circuitry is used to keep the microprocessor "dormant" until it is called on to perform some task. That feature prolongs the time between battery charges (rechargeable nickel-cadmium batteries are used to power the unit and most peripherals), making the use of the 6502 possible. Without the circuitry, the microprocessor would discharge the batteries in about two hours. Other special circuitry is used to let the HHC retain programs and data after the unit is switched off.

The operating-system language used in those computers is SNAP, which is derived from FORTH. SNAP is used for maximum efficiency, as it is a fast-running, compact language. Programming can be done in either SNAP or BASIC, if the appropriate internal ROM is installed. The internal set of applications programs include a four-function calculator, a free-form file system, and an editor. Programming is done using the 65-key, typewriter-like keyboard. Any of the keys



FIG. 3—SOME OF THE PERIPHERALS available for the Panasonic HHC pocket computer, as well as the device itself, are shown here. Among them are an RS-232 interface, a modem, a color-TV interface, and a small printer.

can be redefined by the user when needed.

A 44-pin connector is used to connect peripherals to the HHC. Among the available peripherals are a bus expander, which lets you connect up to six different peripherals to the computer; a 15-column thermal printer; a modem; RAM, with battery back-up so memory is retained even when disconnected from the computer, and a color-TV interface. The interface will let you use a TV to display 16 lines of up to 32 characters each, or up to 48×64 graphic elements in eight colors and black. A monitor output is also provided.

The suggested retail price for the Panasonic HHC 4K pocket computer is \$500.00; the suggested retail price for the 4K version is \$600.00. The suggested retail price for the Quasar 4K computer is \$525.00; the suggested retail for the 4K version is \$595.00.

R-E

Xerox

The king of office copiers has entered the personal computer market. Here's a close up look at the Xerox 820.

MARC STERN

THE BATTLE IN THE HOTLY contested personal computer market stepped up its pace early last summer when Xerox introduced its long-awaited microcomputer. Rumors and speculation abounded for some time about the impending entry of the copy king into the fray. It seemed like a natural extension of this company's work in the field of office automation. After all, it wasn't very long before the introduction of the 820 computer that the company introduced the 860 information processing system.

This entry into the personal computer market added another potent force in this volatile marketplace. However, Xerox's entry wasn't aimed at the personal computer hobbyist, it was targeted primarily at the business user. Although the potential for BASIC programming is more than evident with the availability of the Microsoft BASIC included in the software, Xerox downplays this aspect of the interactive nature of this machine. Instead, it emphasizes the user-friendliness and ease of use of the 820 *Information Processor*.

The heart of this menu-driven system is a Z80 microprocessor. The MPU is contained in the display cabinet. It is softloaded with 64K of Random Access Memory and 4K of Read-Only Memory. The MPU operates at a clock speed of 2.5 MHz. This is slow when compared with other units on the market.

The basic system includes a 12-inch screen that displays white characters on a dark background and has a capacity of 24, 80-character lines. It includes dual RS232 serial ports, one for the printer and one for communications. Dual parallel ports are also standard.

The 96-character ASCII keyboard can be detached from the CRT unit to allow more convenient system use. A user can move the keyboard around (within the limits of the interface cable) so that the keyboard unit is nearer the work being done. This is convenience, because the user sometimes needs that kind of portability in a work area. It is also possible to position the keyboard on a user's lap for ultimate convenience. The keyboard is laid out as a conventional typewriter keyboard, but it also includes some extra function keys, such as HELP (more about this one later). To the right



of the conventional keyboard are the rest of the special function keys, plus a numeric keypad that facilitates entering statistical and numeric information.

Dual 5¼-inch floppy disk drives are included in the basic unit. With this form of mass storage, a user can store up to 92,000 characters of data on the single-sided, single-density disks. Optional 8-inch, single-sided, single-density, dual drives, that can store 250,000 characters, are also available.

A Daisywheel printer—the Xerox 630—is available as an option. A 40-character-per-second device, it is a bidirectional unit.

Since the operating system of the 820 is CP/M and since the use of CP/M is so widespread, there are many applications packages written for it and the user can purchase a wide variety of standard business applications programs from Xerox or other vendors.

Let's face it, the Xerox 820 is not aimed at the computer hobbyist, but at the business user who may know little or nothing about computers. Since it is aimed at this user, it is menu-driven and, to be fair, those menus lead the non-knowledgeable user through the paces quite well.

For example, suppose a user presses the C (CLEAR) command to delete a file. The screen then prompts for the name of the file to be deleted. Next it returns to the Directory Menu after the deletion. To work on an existing document or to create a new one, a user presses command "A" from the Directory Menu and the screen prompts him for the name of the file. When the file is recalled to the screen, the Directory Menu is replaced by the Main Menu. The user doesn't even have to memorize keystrokes because the menus tell him what to do.

The HELP key is a special aid to the non-computer-oriented user. With it, if the user runs into trouble, simply pressing the button will bring up more information than is normally listed on the menu. This information then leads the user through the task.

The software available for the Xerox 820 includes word processing, CP/M, Teletype communications, MBASIC, CBASIC-2, COBOL 80, MSort and an electronic worksheet package. This is a powerful, but very expensive, selection of

ANNOUNCING TWO NEW TERMINALS

Smart • Fast • Graphics • Matching Modem and \$295 Printer

Netronics announces a state of the art breakthrough in terminals, now at prices you can afford, you can go on-line with data bank and computer phone-line services. It's all yours: "electronic newspapers," educational services, Dow-Jones stock reports, games, recipes, personal computing with any level language, program exchanges, electronic bulletin boards... and more every day!!!



Netronics offers two new terminals, both feature a full 56 key/128 character typewriter-style keyboard, baud rates to 19.2 kilobaud, a rugged steel cabinet and power supply. The simplest one, FASTERM-64, is a 16 line by 64 or 32 character per line unit, with a serial printer port for making hard copy of all incoming data, and optional provisions for block and special character graphics. The "smart" version, SMARTER-80, features either 24 line by 80 characters per line or 16 by 40 characters per line. It offers on-screen editing with page-at-a-time printing, 12,000 pixel graphics, line graphics, absolute cursor addressing, underlining, reverse video, one-half intensity and much more... simply plug them into your computer or our phone modem and be on-line instantly. Use your TV set (RF modulator required) or our deluxe green-phosphor monitor pictured above. For hard copy just add our matched printer.

Price breakthrough!!! Own the FASTERM-64, a complete terminal kit, ready to plug in for just \$199.95 or order the SMARTER-80 kit for just \$299.95, (both available wired and tested.) Be on-line with the million-dollar computers and data services today... we even supply the necessary subscription forms.

More good news: All the components in our terminals are available separately (see coupon), so you buy only what you need!!!

FASTERM-64 ... DISPLAY FORMAT: 64 or 32 characters/line by 16 lines ... 96 displayable ASCII characters (upper & lower case) ... 8 baud rates: 150, 300, 600, 1200, 2400, 4800, 9600, 19,200, (switch sel.) ... LINE OUTPUT: RS232C or 20 ma current loop ... VIDEO OUTPUT: 1V P/P (EIA RS-170) ... CURSOR MODES: home & clear screen, erase to end of line, erase cursor line, cursor up & down, auto carriage return/line feed at end of line & auto scrolling ... REVERSE VIDEO ... BLINKING CURSOR ... PARITY: off, even or odd ... STOP BITS: 1, 1.5, 2 ... DATA BITS PER CHARACTER: 5, 6, 7 or 8 ... CHARACTER OUTPUT: 5 by 7 dot matrix in a 7 by 12 cell ... PRINTER OUTPUT: prints all incoming data ... 1K ON BOARD RAM ... 2K ON BOARD ROM ... CRYSTAL CONTROLLED ... COMPLETE WITH POWER SUPPLY

OPTIONAL GRAPHICS MODE: includes 34 Greek & math characters plus 30 special graphics characters ... ASCII ENCODED KEYBOARD: 56 key/128 characters

SMARTER-80 ... DISPLAY FORMAT: 80 characters by 24 lines or 40 characters by 16 lines ... 128 displayable ASCII characters (upper & lower case) 8 baud rates: 110, 300, 600, 1200, 2400, 4800, 9600, 19,200 ... LINE OUTPUT: RS232C or 20 ma current loop ... VIDEO OUTPUT: 1V pp (EIA RS-170) ... EDITING FEATURES: insert/delete line, insert/delete character, forward/back tab ... LINE OR PAGE TRANSMIT ... PAGE PRINT FUNCTION ... CURSOR POSITIONING: up, down, right, left, plus absolute cursor positioning with read back ... VISUAL ATTRIBUTES: underline, blink, reverse video, half intensity, & blank ... GRAPHICS: 12,000 pixel resolution block plus line graphics ... ON-SCREEN PARITY INDICATOR ... PARITY: off, even or odd ... STOP BITS: 110 baud 2, all others 1 ... CHAR. OUTPUT: 7 by 11 character in a 9 by 12 block ... PRINTER OUTPUT: 60 OR 50 Hz VERTICAL REFRESH ... BLINKING BLOCK CURSOR ... CRYSTAL CONTROLLED ... 2K ON BOARD RAM ... ASCII ENCODED KEYBOARD: 56 key/128 character ... 4K ON BOARD ROM ... COMPLETE WITH POWER SUPPLY

TELEPHONE MODEM 103 O/A ... FULL DUPLEX, FCC APPROVED ... DATA RATE: 300 baud ... INTERFACE: RS232C and TTY ... CONTROLS: talk/data switch (no need to connect and disconnect phone), originate/answer switch on rear panel ... NO POWER SUPPLY REQUIRED.

ASCII KEYBOARD ASCII-3 ... 56 KEY/128 CHARACTER ASCII ENCODED ... UPPER & LOWER CASE ... FULLY DEBOUNCED ... 2 KEY ROLL-OVER ... POS OR NEG LOGIC WITH POS STROBE ... REQUIRES +5 & -12V DC (SUPPLIED FROM VIDEO BOARDS)

PRINTER COMET I ... SERIAL I/O TO 9600 BAUD ... 80 CHARACTER COLUMN (132 COMPRESSED) ... 10" TRACTOR FEED ... UPPER/LOWER CASE ... INDUSTRY STANDARD RIBBONS ... 4 CHARACTER SIZES ... 9 BY 7 DOT MATRIX ... BI-DIRECTIONAL PRINTING



Continental U.S.A. Credit Card Buyers Outside Connecticut

CALL TOLL FREE 800-243-7428

To Order From Connecticut Or For Tech. Assist. Call (203) 354-9375

NETRONICS R&D LTD. Dept.

333 Litchfield Road, New Milford, CT 06776

Please send the items checked below:

- COMPLETE FASTERM-64 TERMINAL (includes FASTVID-64 video board ASCII-3 keyboard, steel cabinet and power supply) ... kit \$199.95 plus \$3 P&I ... wired & tested \$249.95 plus \$3 P&I ... graphics option: add \$19.95 to each of above
- COMPLETE SMARTER-80 TERMINAL (includes SMARTVID-80 video board, ASCII-3 keyboard, steel cabinet and power supply) ... kit \$299.95 plus \$3 P&I ... wired and tested \$369.95 plus \$3 P&I
- FASTVID-64 VIDEO BOARD (requires +5 & -12V DC) ... kit \$99.95 plus \$3 P&I ... graphics option add \$19.95 ... wired & tested \$129.95 plus \$3 P&I
- SMARTVID-80 VIDEO BOARD (requires +5 & +/-12V DC) ... kit \$199.95 plus \$3 P&I ... wired & tested \$249.95 plus \$3 P&I
- DELUXE STEEL TERMINAL CABINET ... \$19.95 plus \$3 P&I
- ASCII-3 KEYBOARD (requires +5 & -12VDC) ... kit \$69.95 plus \$3 P&I ... wired and tested \$89.95 plus \$3 P&I
- POWER SUPPLY (powers ASCII-3 keyboard & video boards) ... kit only \$19.95 plus \$2 P&I
- ZENITH VIDEO MONITOR (high resolution green phosphor) ... wired & tested \$149.95 plus \$6 P&I
- TELEPHONE MODEM MODEL 103 O/A ... wired & tested \$189.95 plus \$3 P&I
- DOT MATRIX PRINTER Comet I ... wired & tested \$299.95 plus \$10 P&I
- RF MODULATOR MOD RF-1 ... kit only \$8.95 plus \$1 P&I
- 3FT-25 LEAD MODEM/TERMINAL OR PRINTER/TERMINAL CONNECTOR CABLE ... \$14.95 ea plus \$2 P&I

For Canadian orders, double the postage. Conn. res. add sales tax.

Total Enclosed \$ _____

Personal Check Cashier's Check/Money Order
 VISA MasterCard (Bank No. _____)
 Acct. No. _____ Exp. Date _____

Signature _____
 Print Name _____
 Address _____
 City _____ State _____ Zip _____

software. Since there is very little ROM resident in the 820, you can see that the software must be disk-loaded.

The software expense looks something like this. The 5¼-inch word processing package costs \$500, while the 5¼-inch CP/M operating system costs another \$200. The 8-inch word processing package costs \$500, while the 8-inch disk CP/M operating system costs \$200. And, anyone who chooses to buy the Xerox software must buy at least one software package for each system that is ordered.

The system itself is by no means inexpensive either. The minimum system costs \$2,995 (display/processor, keyboard and dual 5¼-inch disk drives). The 8-inch disk-based system costs \$3,795. These don't appear to be the kind of figures an average computer hobbyist would spend. The user does have the option of supplying a separate printer, although Xerox offers one for \$2,900. It is interesting that the higher-level information system—the 860—offers more and easier functionality, to boot.


One of the most interesting capabilities of this system is the potential of interfacing with the Xerox Ethernet network. This is, essentially, a high-speed data communications network. This is done through the 872/873 Communications Servers. Through the 871 Interactive Communications Emulator, the 820 can access a host computer at another location too.

As is obvious, though, all of these potentialities are aimed at the business, rather than the hobby, user. It is clear from the type of menu-driven system that is offered and from the lack of encouragement in programming. Of course, that potential is there should the user opt for the MBASIC package. But, it is an expensive option, much more in line with a business type of investment than with a consumer purchase.

R-E

HOBBYIST

Build Your Own Home Computer System With Design Kits From Universal Interface



- **CHOOSE FROM MANY POPULAR MICROPROCESSORS.**
- **TREMENDOUS COST SAVINGS.** Home construction/components purchased directly from discount houses.
- **PERSONAL ENJOYMENT.** Experience the satisfaction of constructing your own versatile home computer.
- **SYSTEM FLEXIBILITY.** Tailor your system to perform functions from "number crunching" to control applications with UI expansion modules.
- **BASIC DESIGN KIT INCLUDES:** Schematics for CPU, clock circuit, 4K RAM/EPROM, power supply, serial I/O, and front panel (includes run/stop, single step, memory-I/O substitute and display). Detailed parts list with approximate costs from suggested component discount houses. System theory of operation (includes list of ref. material).
- **EXPANSION MODULES AVAILABLE.** See list on order form.

UNIVERSAL INTERFACE

P.O. BOX 287, AUBURN, AL 36830

Enclosed is my check or money order for the Universal Interface kit(s) checked below.

BASIC KITS: (@ \$15 each)

8080 8085 8086 Z80 Z8000 6800 68000

EXPANSION KITS: (@ \$15 each)

A/D-D/A Module Sound Generator
 Parallel I/O Module Appliance Power Controller
 Address Selectable 4K RAM/PROM Module

Name _____

Address _____ Phone _____

City _____ State _____ Zip _____

CIRCLE 45 ON FREE INFORMATION CARD

Disk Operating Systems

If you're not in any great hurry, a cassette-tape operating system may be adequate; but for fast and efficient loading and saving of your programs, you'll want a disk-operating system.

HERB FRIEDMAN

FOR PERSONAL COMPUTERS, FLOPPY DISKS (AND, MORE RECENTLY, hard Winchester-disks) are the most rapid and convenient way to store (save) or retrieve (load) data and programs.

The basic personal-computer package almost always includes some form of cassette data-storage system. Such a system converts the computer's digital signals to audio tones that can be recorded by an ordinary, low-cost cassette-tape recorder. However, a cassette-based system is much slower than a disk-based system. Of course, "slow" is a relative term, but to give you an approximate idea of what we mean, an income tax program that seems to take forever to load from tape—actually 3½ minutes—loads from a standard disk system in less than three seconds; a BASIC interpreter that takes over seven minutes to load from cassette tape takes about five seconds to load from disk.

For those not in a particular hurry, a cassette-tape system often proves more than adequate, especially when you consider that the tape system is supplied with the computer (or costs an additional \$50 or so for the recorder), while a basic disk system will usually cost upwards of \$500.

But even when the time required to save and load isn't critical, there is still one major drawback to tape-based sys-

tems—file handling is rather difficult. If you're running software that writes data to and reads data from the tape, you must constantly jockey the tape to find "clean" (unrecorded) tape for saves, or the location of specific files to be loaded. It is true that some tape systems will search for particular files by reading the file names; but if the file is the third, fourth, or fifth recording on the tape, it can be frustrating to wait for the computer to locate and load the file, particularly when you're attempting to update the file(s) with new data.

A disk-based mass-storage system, on the other hand, handles files much more efficiently and conveniently. Files can be saved to or loaded from disks very quickly. It is possible to access, use, or update/modify (read and write) complete files or parts of files. You can also chain files, append them, and intersperse them.

The precise method of handling disk files is determined by what's known as a DOS (*Disk Operating System*), a set of control and utility programs that may also control the computer's peripherals. Primarily, the DOS performs housekeeping chores on the disk itself, reserving and managing the space on the disk and determining how the files will be accessed by the computer.


The methods used to access files are either *sequential-*



access, whereby a unit of stored data can be accessed only by reading every unit of storage that precedes it in a file (similar to a cassette-tape file), or *random access* (also known as *direct access*) whereby a block of data is accessed through a directory located on the disk that keeps track of physical location of every file on the disk.

The DOS also determines the memory requirements for files, controls the distribution of memory for files, regulates the execution of programs and utilities, controls the interchange of files between peripherals, and even gets the computer up and running.

The exact manner in which files are handled, and the types of utilities provided, are determined by the particular DOS and the computer for which it is intended. If the DOS is a "universal" one—like *CP/M*, which we'll discuss later—it can run on any computer using a microprocessor from the 8080/Z80 family. If the DOS is written specifically for one type of computer, such as *TRSDOS* for Radio Shack computers, or *HDOS* for Heath/Zenith computers, it can be used only with those types of computers. There are many reasons for that, among them are the different ways the tracks on the disk are used, different computer memory-configurations and device drivers, etc.



WHEN A DOS IS BOOTED it generally presents a display giving a description of itself and a "prompt" for the user to follow.

Another factor that can lock a computer into a particular DOS is the way it "boots" the computer. In order to run, a computer must contain a program, but in order to load a program a computer must be running. It's a sort of "Catch 22" situation: Essentially, the computer must lift itself up by its own bootstraps. In many modern computers the boot program is in a ROM which, in turn, causes the DOS to be loaded. In others, the ROM has just enough "intelligence" to read a boot program from a disk. Then *that* program loads the DOS into the computer.

There are major differences in the way various disk operating-systems handle the transfer of information between peripherals. For example, in some computers the output to a printer, modem, or other devices (such as another terminal) is memory-mapped within the computer—the device is accessed by routing the data to be output to a certain memory-address—or is available at an I/O port. Those functions are controlled by the computer's *own* internal operating system. (In an *Apple II* computer, for example, the output to the printer is usually through I/O port #1.)

In other systems, particularly *CP/M* and *HDOS*, information interchange is through device drivers or peripheral interpreters contained in the disk operating-system. Without the DOS there would be no communications with or between peripherals, because the driver routines in those cases are

not contained in ROM.

Utilities are important

In addition to taking care of file management and peripheral interchange, a personal-computer DOS will include several other utility programs. Among the most popular utilities for personal-computer systems are those that permit files to be copied from one disk to another. And, to copy files—or even just to *use* a disk—it must be formatted or initialized. Thus a DOS must also include a utility for initializing and formatting, one that will make a backup copy of a disk, one that will verify that the data written to the disk has been recorded correctly, and one that will check for system errors and inform you when they occur.

Because disks are extremely delicate—far more so than tapes—there is generally a "media test" utility to check the condition of the disk. That utility will either "lock-out" any defective tracks (by noting in the disk directory that those tracks should not be used by the computer), or will let the user know which tracks are defective so that he or she will not use them.

Once a disk is in use, the DOS provides complete file-management, providing, among other things, a directory of all the files on the disk that can include a description of the file-type and its size and attributes, and, in some cases, password protection, "kill" protection, and other useful features.

Aftermarket DOS's

Sometimes a DOS will not have all the features required by a user; the solution to that problem is to use what's known as an *aftermarket* DOS. For example, consider file copying. Although, generally, disks can be copied using only one drive, some DOS's, such as *TRSDOS*, require the use of two drives. That is one of the reasons for the popularity of *NEWDOS*, an aftermarket DOS for the Radio Shack *TRS-80*; it permits file copying with a single drive. *NEWDOS* also has a "screen print" function that lets you get a printout of whatever is displayed on the screen. There are other aftermarket DOS's offering similar, and additional, features as well as utility programs that can enhance existing DOS's.

CP/M—a "universal" DOS

Digital Research's *CP/M*, which is commonly taken to stand for Control Program for Microcomputers, is intended for computers using an 8080, 8085, or Z80 CPU, or another microprocessor capable of handling the 8080 instruction set. Its configuration in terms of the number of disk drives and number and type of peripherals is determined by the computer that it is used with. *CP/M* is used by more different personal computers than any other DOS. It is often implied that, because it is the most commonly used DOS, it is also "universal" in the sense that *any* computer running *CP/M* can use *any* *CP/M* software. That isn't exactly the case. Each computer requires a *CP/M* specifically prepared for it, or for a similar "family" of computers. Once *CP/M* is available for a particular computer, the machine can generally use software written to run under that operating system. If a particular piece of software cannot be used, the problem is most likely one of media incompatibility.

Media limits

CP/M, and software using it, is normally supplied on 8-inch, single-sided, soft-sectored, single-density disks. A number of software vendors, however, can provide the operating system and programs in a format to fit your particular system (5¼-inch hard-sectored, for example). There are versions for use on almost every computer that can follow the 8080 instruction set—and even for a few that don't.

The other major hindrance to "universality" can be the memory configuration of your computer. *CP/M* normally starts at memory location 0000H (hex). Some computers, though, already use that location (and the ones following it)

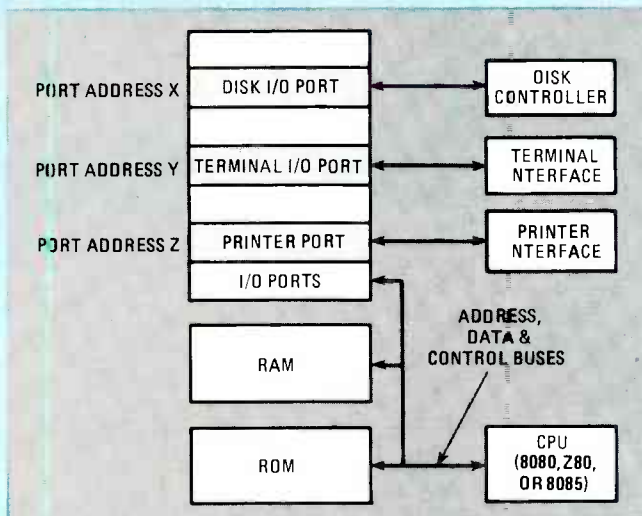


FIG. 1—HOW A TYPICAL COMPUTER SYSTEM is configured. *CP/M* eliminates the need for the programmer to worry about the exact I/O configuration of the machine by replacing the physical I/O devices with logical representations.

for their own purposes. Fortunately, customized versions of *CP/M* are available for most computers to overcome that problem.

“Logical” design

One of the problems in adapting a DOS to operate on a number of different machines is that the addresses of the I/O ports vary from machine to machine (see Fig. 1). *CP/M* solves that problem by not referring to specific addresses (in its unconfigured form). It replaces physical I/O devices with “logical” devices—programming representations of the physical devices. In effect, the DOS sees only command words and peripheral descriptions such as LPT (line printer), CON (console, or control terminal), TTY (teletypewriter), PTR (paper-tape reader), and so on.

CP/M has no idea where CON or LPT are located. Each manufacturer who takes out a license to use *CP/M* provides a BIOS (*Basic Input/Output System*) that is tailored to the configuration of his computer. It is the BIOS that knows the hardware connections for the “logical” terms and recognizes, say, the command “PRINT” and directs the data that is to be printed to the proper port or memory location. If the user commands the DOS to copy a file from disk drive A to drive B, it is the BIOS that knows the I/O for the disk drives. Essentially, the BIOS serves as an interpreter between the

“logical commands” and the hardware.

It is that logical structure that is primarily responsible for *CP/M*'s universality, and the most important reason for its popularity. Here's an example that illustrates how it works: Assume that you are running *CP/M* on your system. When your version of *CP/M* runs a piece of software your BIOS will recognize the logical commands it contains and route data to the proper ports or memory addresses. If the software calls for an output to a printer, your own BIOS will recognize the logical instruction and see to it that the data goes to the appropriate port or address for the printer. The very same software can be used on another computer because its BIOS would provide the necessary hardware interpretations for the logical commands.

Should you create your own software, the program will contain only the logical commands. Assuming media compatibility, you could give the disk to someone with a completely different *CP/M*-based computer and he would almost certainly be able to run the program without problems because his BIOS would interpret them in terms of his own computer's operating system.

Configuration

Another feature that makes *CP/M* “universal” is its flexibility regarding the use of peripherals. Each manufacturer decides specifically what peripherals and interconnects will be available through his BIOS; those can include many that were not originally intended for use with *CP/M*. A typical BIOS might include drivers for a CRT terminal, teletype, line printer, batch processor (card reader), paper-tape punch, etc. Considerable leeway is allowed as to what peripheral is used for a specific application, and the user makes the selection using a “CONFIGUR” utility. Incidentally, as is typical with many disk operating-systems for personal computers, *CP/M* comes with many commonly used utilities, including an editor and assembler.

More, more, more

As the software for personal computers becomes more sophisticated—in many instances equalling or surpassing the quality of that for the large mainframes of just a few years back—DOS's will also change and become more sophisticated to make best use of that new software. Disk operating-systems are constantly being improved, and steadily growing more complex. Even the “universal” *CP/M* may be replaced by a more versatile DOS eventually, and each innovation will generate further innovations. Every change or addition will contribute to making personal computers more powerful and easier to use.

R-E

DOS SUPPLIERS

While nearly every manufacturer supplies a disk-operating system for his machine, operating systems are also available from many independent suppliers. The following is a partial listing of those suppliers.

ALTERNATE SOURCE

1806 Ada Street
Lansing, MI 48910

APPARAT, INC

4401 S. Tamarac Parkway
Denver, CO 80237

DIGITAL RESEARCH

PO Box 579
Pacific Grove, CA 93950

DYNAMIC MICROPROCESSOR ASSOCIATES

545 Fifth Avenue, Suite 1400
New York, NY 10017

LOGICAL SYSTEMS INC.

Mequon, WI 53092

MICRO SYSTEMS SOFTWARE, INC.

5846 Funston Street
Hollywood, FL 33023

MICRO MIKE'S INC.

905 S. Buchanan
Amarillo, TX 79101

MIDWEST SCIENTIFIC INSTRUMENTS, INC.

220 W. Cedar
Olathe, KS 66061

PHASE ONE SYSTEMS

770 Edgewater Drive, Suite 830
Oakland, CA 94621

SOFTWARE DYNAMICS

2111 W. Crescent
Anaheim, CA 92801

TECHNICAL SYSTEMS CONSULTANTS, INC.

Box 2570
1208 Kent Avenue
West Lafayette, IN 47906

High-Level Basic

What started out as a "primitive" teaching language has evolved into one sophisticated enough for creating complex programs.

JOSEPH BERNARD
TECHNICAL EDITOR

THERE'S A GOOD CHANCE THAT YOU'LL HAVE PURCHASED your computer with an eye toward using it eventually to help you in your business, or in your personal affairs.

In business, your computer can perform many of the functions that you may currently be doing by hand or "farming out" to a service that uses its own computers to process the data you supply.

At home you may want to use your computer to assist you with "homework" from your business life or just to simplify your personal record-keeping. Like many other people, these days, you may supplement your regular income with work performed at home; your computer can also prove useful for that purpose.

Whatever your purpose for using a small computer for serious applications, you should be familiar with what's involved. Other parts of this special section deal with operating systems and some of the application programs that are available. Here, we'll discuss what makes those programs run.

Operating systems

The monitor or operating system contained in your computer's ROM's is essential to bringing the machine to life. Without instructions, computers can do *nothing!* The first microcomputers (and the early big computers, too) didn't have resident operating systems. When the machine was turned on, a "bootstrap" program—one that gave the computer a rudimentary sense of "intelligence"—had to be entered manually through a series of toggle switches or, in the case of big machines, through punched cards (the kind you are not supposed to "bend, fold, mutilate or spindle").

The development of permanent computer memories, particularly ROM, allowed the machine to "come up" as soon as power was applied. From that point, the user could communicate with the computer and proceed to more complex tasks.

Your computer's operating system allows you to instruct the machine to perform a number of functions. Some of the ones that you probably don't think about are accepting input from the keyboard and generating the video display.

Others tell the computer how to output to a printer and how to communicate with a cassette recorder. CP/M, discussed elsewhere in this section, is a complete disk operating-system that makes use of your computer's operating system, and, in addition, adds features of its own.

```

791:
792: REM*****
793: REM*****
794: REM --- SUBROUTINE TO PRINT SECTION HEADING:*****
795:
796:
797: 9500 REM --- CLEAR SCREEN:
798: PRINT ERASE$ : CURSORZ=FN.CURSORZ(1,1)
799:
800:
801: REM --- PRINT CUSTOMER INFO & SECTION TITLE:
802: PRINT TODAY$.BAT$;TAB(1,LINE,LENZ- \
803: LEN(LEFT$(CUSTOMER$,15)));LEFT$(CUSTOMER$,15)
804: DUMMYZ=FN.MESSAGEZ(TITLE$,-1,0,128,TRUEZ,0,1)
805:
806: RETURN
806: REM*****
807: REM*****
808: REM --- ADD RECORD TO HISTORY FILE:*****
809:
810:
811: 9600 REM --- OPEN HISTORY BATCH FILE IF NECESSARY:
812: IF END #11 THEN 9605
813: IF NOT HISTORY.BATCH.OPENEDZ THEN \
814: HISTORY.BATCH.OPENEDZ=TRUEZ \
815: TEMP$="A:"+LAST.CUSTOMER$+"HIST.BAT" \
816: OPEN TEMP$ AS #11 \
817: DUMMYZ=FN.EOFZ(1,0,TEMP$) \
818: GOTO 9610 \
819: ELSE \
820: GOTO 9610
821:
822: 9605 REM --- HERE TO CREATE BATCH FILE:
823: CREATE "A:"+LAST.CUSTOMER$+"HIST.BAT" AS #11
824:
825: 9610 REM --- HERE TO CONTINUE PROCESSING:
826: PRINT #11: \
827: TRANS.DATES$, \
828: FIELD.INFO$(1), \
829: TRANSACTIONZ$, \
830: TRAIL$
831:
832: RETURN
833: REM*****
834: REM*****
835: REM --- ADD RECORD TO INVOICE FILE:*****
836:
837:
838: 9700 REM --- OPEN INVOICE BATCH FILE IF NECESSARY:
839: IF END #10 THEN 9705
840: IF NOT INVOICE.BATCH.OPENEDZ THEN \
841: INVOICE.BATCH.OPENEDZ=TRUEZ \
842: LINE.ITEMS%=0 \
843: OPEN "A:"+INVOICE.BAT$ AS #10 \
844: DUMMYZ=FN.EOFZ(10,0,"A:"+INVOICE.BAT$) \
845: GOTO 9710 \
846: ELSE GOTO 9710
847:
848: 9705 REM --- HERE TO CREATE INVOICE BATCH FILE:
849: CREATE "A:"+INVOICE.BAT$ AS #10
850:
851: 9710 REM --- HERE TO CONTINUE PROCESSING:
852: LINE.ITEMS%=LINE.ITEMS%+1
853:
854: REM --- IF 1ST LINE ITEM ON THIS INVOICE THEN PRINT DATE
855: REM --- & CUSTOMER NAME:
856: IF LINE.ITEMS%=1 THEN \
857: PRINT #10;TODAY$.DATE$,LAST.CUSTOMER$
858:
859: REM --- NEXT ADD LINE ITEM DATA:
860: TEMP=VAL(FIELD.INFO$(4))*VAL(FIELD.INFO$(6))
861: IF VAL(RIGHT$(FIELD.INFO$(2),2)) = FLOAT(CUT.OFFZ) THEN \
862: TEMP=FN.ROUND(TEMP,.01) \
863: ELSE \
864: TEMP=FN.ROUND(TEMP*FACTOR,.01)
865:
866: PRINT #10; \
867: FIELD.INFO$(1), \
868: INVOICE.DESCRPTION$, REM --- LOT #
869: FN.ROUND(VAL(FIELD.INFO$(5))*VAL(FIELD.INFO$(6)),.01), \
870: TEMP, \ REM --- STORAGE PRICE
871: VAL(FIELD.INFO$(6)), \ REM --- QUANTITY
872: FN.ROUND(EXTRA.LABOR,.01), \ REM --- ITEM TYPE
873: EXTRA.LABOR$, \ REM --- EXTRA LABOR
874: RECEIPT$
875:
876: REM --- IF FULL INVOICE THEN PREFAKE FOR NEW ONE:
877: IF LINE.ITEMS%=7 THEN \
878: LINE.ITEMS%=0 \
879: PRINT #10;"**"
880:
881: RETURN
882: REM*****
883: REM*****
884: REM --- ENTER THIS ROUTINE TO DO SPECIAL PROCESSING FOR*****
885: REM --- LOT'S DATA:
886:
887:
888: REM --- DISPATCH TO THE SPECIAL ROUTINE:
889: XINCLUDE B:PROCESS
890: REM*****
891: REM*****
892: REM --- OPEN FILE ROUTINE:*****
893:
894:
895: 9900 REM --- FIRST SEE IF INITIALIZATION FILE EXISTS:
896: IF NOT FN.OPEN.FILEZ(1,"B:INITIAL.FIL",0) THEN 9910
897:
898: REM --- OK, FILE EXISTS SO LETS READ
899:
900:
901:

```

A short history of BASIC

Besides coming with an operating system, your computer also contains a programming language called BASIC (*Beginners' All-purpose Symbolic Instruction Code*). The original version of BASIC was developed at Dartmouth University in 1963 by Professors J.G. Kemeny and T.E. Kurtz to allow students to program computers easily. It was what's known as an *interpreted* language, as opposed to most computer languages of the day, which were *compiled* (more about that later).

Serious programmers tended to look down on BASIC—while it was easy to use, it was quite inefficient for their purposes. The arrival of small computers change that.

The first personal computers required all data to be entered in binary form through toggle or paddle switches. The *IMSAI* computer, shown in Fig. 1, was such a machine. As you can imagine, it was extremely difficult to accomplish anything of practical value using the switches to enter data and the LED's to read it in binary form. A practical programming language was needed.

The first BASIC for personal computers was Tiny BASIC, which occupied only a couple of thousand bytes of memory (memory was very expensive in those days—4K cost about \$250.00). That Tiny BASIC, a subset of the original Dartmouth BASIC, was refined and expanded in a series of articles and forums in *Dr. Dobb's Journal of Computer Calistheics & Orthodontia*.

The first "full-blown" BASIC was known as Altair BASIC, because it was written for use on a computer known as the *Altair*. It occupied 8K of memory, and was loaded into the computer from a cassette, taking several minutes to load. It was created by a company called Microsoft.

In those early days, each computer manufacturer supplied its own BASIC. Among the early BASIC's for microcomputers were a 4K (and later 8K) BASIC for the SWTP (Southwest Technical Products) 6800, a BASIC for Processor Technology's *SOL*, known as "BASC5" and occupying a little under 6K (later—much later—followed by an "Extended BASIC" that required about 16K) and *Northstar* BASIC, on disk, for Northstar's *Horizon* computer. Finally there was a language called MBASIC for Microsoft. It was really the



FIG. 1—AN EARLY PERSONAL COMPUTER, all data had to be entered manually, and in binary form, on this *IMSAI* computer.

Altair BASIC, but was usable on other computers with the appropriate operating systems.

BASIC's got larger and more sophisticated, but there were still problems. Each version of the language was tailored either to a particular computer and operating system or to a particular microprocessor—BASIC's were written in *machine code* (binary code using the *instruction set* specific to each microprocessor—the 8080, 6800, or 6502). There was no compatibility; BASIC for one computer would run only on that computer and, even then, all of the elements of the rest of the system had to be just right; a BASIC recorded on cassette using the Kansas City Standard could not be loaded into a system that used the Tarbell Standard. BASIC was evolving, but things were still a mess.

Even worse was the fact that what software (programs) existed had been created using a specific version of BASIC. A program, good or bad, could almost always be run on only one type of computer.

Getting it together

Finally the day arrived when the all-in-one computer made its debut. Among the first of those computers were the *PET*, the early OSI computers, the *Apple II*, and the original Radio Shack *TRS-80*.

Typically, those computers included a keyboard, cassette interface, a built-in video display (in the case of the *PET*) or output for a video monitor (which could also be used to modulate an RF carrier and be fed to an ordinary TV receiver) and—most significantly—BASIC in ROM.

That meant that you could go out and buy a computer, connect it to a monitor or TV set, turn it on, and be ready to program in BASIC right away. What a revolution!

Interestingly enough, many of the BASIC's in ROM came from the same source—Microsoft, the company that had created the original *Altair* BASIC. Sometimes the BASIC was clearly identified as coming from Microsoft and sometimes, for one reason or another, its origin was obscured.

Of course, each version of the language would run only on the computer it was designed for, due to specifications set forth by the computer manufacturer, the microprocessor (CPU) used, and the graphic and color capabilities of the computer, if any. A program written in BASIC for one computer would not run on another, even though the language in which it was written had originated from the same company.

To help cope with the proliferation of BASIC's, a book called *The BASIC Handbook* was put together by David A. Lien. It was (and still is) a cross-reference of BASIC statements and commands. The book allows you to "translate" a program written in one version of BASIC into a different version and proved especially handy when a program listing was published that you wanted to use but could not, directly, because it was written for a computer other than your own.

Despite the many different variations of BASIC abounding, the fact that Microsoft was responsible for many of them was an important step toward standardization.

Floppy disks

What probably made "universal" software possible was the floppy-disk drive. Originally developed by IBM in the 1960's, floppy-disk drives, while considerably more expensive than cassette recorders, quickly found favor among serious small-computer users.

They offered speed (a program that might take several minutes to load from cassette could be loaded in a couple of seconds from disk) and convenience. Instead of trying to locate a program manually on a cassette, or having to maintain a vast library of cassettes, each holding one program, the floppy disk, together with its DOS (*Disk Operating System*) made it possible for the user to simply request a particular program and, within seconds, the DOS would locate it on the disk—wherever it might be stored—and load it into the computer. Programming languages, too, could be stored on

disks.

Disks have other advantages, too. Almost any business program requires that files consisting of names, addresses, inventory items, accounting figures, etc., be maintained and updated. Trying to perform file maintenance using cassettes was extremely time-consuming—and risky. Each time a file was changed—even by only one item—it had to be completely rewritten on cassette. That was not only time-consuming, but also potentially dangerous, since if procedures were not followed carefully, the old file—and sometimes the new one—could be lost forever. File handling on disk was effortless; simply load in the old file, modify it, and save it on the disk under a slightly different name—perhaps keyed to the date. Both files would be readily available should either of them be needed.

Disks could hold a large amount of information—be it program, file, or language—that could be called up nearly instantaneously.

Enter CP/M

As with everything else in the early small-computer world, each disk operating-system was incompatible with any of the others. Then, in 1973, came a DOS that changed things completely.

That operating system was CP/M (usually taken to stand for "Control Program for Microcomputers"), developed by Gary Kildall, who formed a company called Digital Research. CP/M was a disk-operating system that could be used on any 8080 or Z80-based computer. It was designed so that it could be modified (by anyone who could interpret the six manuals that came with it) to use any computer's I/O (Input/Output) scheme. It was the *universal* DOS! (It has proven so popular that even computers that do not use CPU's belonging to the 8080/Z80 family—such as the *Apple II*, which uses a 6502—can now use it after certain hardware modifications have been made.)

With CP/M, and a "standard" BASIC, a program could be written on one type of computer, and run with little or no modification on any number of others. That was a giant step toward making good business software available to a large number of users at a reasonable price.

A separate article in this section discusses CP/M, and a description of its characteristics will be found there.

A standard BASIC

While Microsoft was developing BASIC's to be implanted in ROM for use in "plug-in-and-run" personal computers, it, and other companies, were developing versions of BASIC that were specifically designed to operate with CP/M. One of those companies was Software Systems, which created CBASIC (later revised to CBASIC 2, now itself known as "CBASIC").

CBASIC, which can be run on any CP/M system, brought to the world of small computers many of the features of languages that ran on the larger computers many businesses wanted to get away from. In fact, it was designed specifically with business applications in mind.

Programmers who used to scream for microcomputer version of FORTRAN and COBOL—high-level languages with which they were familiar—soon discovered that CBASIC and its relatives could do the job for them. While microcomputer versions of FORTRAN and COBOL are available, they never attained the popularity that was expected of them.

One major advantage the CBASIC has over the BASIC's that come with most personal computers is the fact that it is *compiled* rather than *interpreted*, and consequently runs much more quickly.

By analogy, running an interpreted program is similar to your having to relearn the rules of multiplication from scratch *each* time you have to multiply two numbers. A compiled program, on the other hand, is like doing multiplication the way you normally do after having learned the rules—you

just do it without thinking about it. As you can imagine, that speeds things up considerably.

A CBASIC program is written in two steps. The first is the creation of the *source* program, which looks more or less like any other BASIC program—with the exception that line numbers do not have to be used unless they are necessary to identify certain sections of the program.

The source program is then compiled—it's "boiled down" to a series of machine-language instructions which become known as the *intermediate* file. To protect their investment of time and knowledge, programmers usually sell their programs in intermediate form; while it's easy to understand (and modify) a source program, an intermediate file can only be run...the computer can understand it, but the curious human cannot.

The intermediate file is run with the aid of what's known as a *run-time* program. Without that program it's useless.

Programming in a compiled language is more difficult than working with an interpreted one. If the program is compiled and there is an error, correction is not simply a matter of editing or rewriting the incorrect line(s). Instead, the original source program must be edited, and then recompiled. Compiled-language programming and debugging can be more time-consuming than writing an interpreted-BASIC program; but the speed and efficiency resulting from a compiled language, such as CBASIC, more than makes up for that. And, you, as the end user of a software package, benefit without having to program at all.

Recently, a language called CB-80 was released. It is essentially compatible with CBASIC, but offers certain advantages to both the programmer and the end-user. (Note: Both CBASIC and CB-80 are now supplied by Digital Research.)

Among its features is a *linking* capability that allows programs to be written as a series of modules. Those modules can be easily combined to form complex programs and, in addition, allow infrequently used modules to remain on disk until called for, which means that more computer memory-space is available for data.

It also can handle (like CBASIC) extremely large numbers—up to 14 significant digits—which makes it valuable for accounting purposes.

A final look

A final (as of the time of writing) development is the arrival of *program generators*. They can generate BASIC programs without your having to know anything about formal programming. One such program is "The Last One," from D.J. 'AI' Systems, Ltd.

The program takes the shape of a flowchart: "First do this, then do that, but if *this* results in something special, then *don't* do that, but do something else."

It allows you to create your own programs in the BASIC you normally use on your system simply by responding to a series of questions presented on your video terminal. A "menu" of choices; or opportunities for you to indicate your own categories, title headings, and other items or operations to be performed, lets you create your own program in BASIC without even knowing how to program.

How that affects you

After you bought your computer, and decided to use it for business or serious at-home use, you almost certainly ran into the problem of finding software that would do what you wanted. In a few cases, if you were lucky, you found a program written specifically for your machine that served your purposes; in most cases you probably did not.

However, with CP/M, and with BASIC's far more highly developed than the original from Dartmouth (and the truncated versions of that one for the first personal computers), you now can choose from a wide variety of programs that will run under a language you can load into your computer and do precisely the job you want.

R-E

Word Processing

Writing, and editing, can be a lot easier with one of these word-processing programs. Some will even check your spelling!

HERB FRIEDMAN

A COMPUTER DOES NOT REALLY know, nor does it care, whether the signals racing through its circuits represent calculations, data, graphics, or words. A computer will do what it is instructed to do by its programming. If the software tells it to allow the creation of character strings—that is, words—and how to manipulate them for editing, revision, organization, and, finally, printing, it will do just that.

As a general rule of thumb, if the computer is programmed specifically to manipulate words in any manner we say the computer is functioning as a "word processor."

In actual fact, while the term "word processing" was originally understood to mean the preparation of documents, for the modern personal computer it has come to have a more flexible meaning, and the word-processing software available for personal computers encompasses a wide range of applications. About the only limitation to the features available in word-processing software is price—the greater the number of features, the more you will have to pay for your software.

Line-oriented editors

The simplest—and least expensive—form of word processor is the so-called "line-oriented editor," some version of which is often supplied as part of the computer's operating software, or in an editor/assembler package. In a line-oriented editor, each line of text, data, etc. in the file is displayed along with a line number. Modification of the "text" is done by referring to the line number. To rearrange the text line-by-line the user actually operates on the line numbers. To add or delete characters, strings, etc., instructions are entered referenced to specific line numbers.

It's a cumbersome method that works with modest efficiency when editing assembly-language programs, and can be used—when nothing else is available—to edit text. Given enough time, one can create, edit, and revise text with a line editor. If the final, edited, version displayed on a CRT terminal is fed to a printer, the output resembles the CRT display—with or without the line reference-numbers, as determined by the user. If a printing terminal is used for editing, the printout will resemble the original input, less the line numbers.



Full-screen editors

Editing files using a CRT terminal is handled more conveniently with something called a "full-screen editor"—software that allows the user to work directly on any portion of the screen display. With a screen editor it's no longer necessary to refer to a specific line number. The full-screen editor permits the user to make modifications to the text anywhere on the screen, starting at the position of the cursor (the square or underline on the display that indicates that "you are here"). The cursor can be positioned anywhere on the screen and the user can insert single characters or strings—words, sentences, phrases, and paragraphs—at that point. He can change data at the cursor position or delete forward or backward from the cursor-position by word, by line, to the end of the text, and so on.

In the more advanced full-screen editors, the user has total control over line and page movements, and in the "full-blown" screen editors such as *VEDIT*, the user can customize the keyboard for specific single-key commands. For example, a Heathkit/Zenith *H-19* terminal can be customized so that the blue key is BACK TAB, while the "F₁" and "F₂" keys can provide different indentations. Advanced screen-editors are almost a necessity when editing large data-files or formatted data that extends for hundreds of lines, or for the structured programs of Pascal and FORTRAN. They can be edited without a full-screen editor, but the process can seem to take forever.

Both line and full-screen editors can be memory- or disk-oriented. A memory-oriented editor retains everything in memory until the data is dumped deliberately to the storage medium. When the memory is full the user *must* do that, or lose whatever is input after the memory is full. (The editor will generally warn him when that situation is about to arise.)

Disk-oriented editors read and write a specific number of lines of screen display, or the contents of a specific amount of memory, to disk at a time. A disk-oriented system works a little slower when *macros* (large quantities of data considered as a whole, but made up of separate entities such as individual lines) are being written continuously, and it can be slow when you want to scroll back through previously written macros, but it does permit continuous creation or editing of

documents larger than the computer's memory can hold. The producer of an editor generally specifies the minimum amount of RAM required to use his software and approximately how much data or text can be stored. He may also indicate how much memory will be used before a macro is written to the disk.

Output formatting

A significant difference between software described as "editors" and "word processors" is *output formatting*: how the text, data, etc., appears in its final, printed, form. For basic line-oriented editors, the printout is exactly the same as for an ordinary file. If you want a space between lines you must imbed a carriage return (CR) or linefeed (LF), or both, within the file. If you want indentation you must imbed indents within the lines. (But as stated earlier, that's slow.)

Full-screen editors often permit formatting of the screen display, thereby allowing the software to step the cursor to the proper position for data entry. An ordinary screen-editor, however, has no provision for formatting the output to the printer. Depending on the editor, the output of the printer might be a straight line-by-line printout, or, possibly, continuous copy with the end of each line wrapping around to the next line. The printed output of a screen editor usually bears no resemblance to what was created on the screen of the CRT.

To permit formatting—that is, to specify the line and paragraph spacing, paragraph indenting, margin size, etc.—of the printout of some of the less-expensive text and screen editors, a special utility program called a "print formatter," or simply a "formatter," is usually available.

If you are budget-minded, you need not spend funds for printer software if it isn't required. The lack of print formatting should never be assumed to imply inferior software quality. Print formatting, which often includes a selection of drivers for a variety of printers, is expensive—often representing several hundred dollars of the price of good word-processing software—and if you don't need formatting there's no reason why you should spend money for it. For example, *Wordmaster*, a video text-editor, sells for about \$99.00. It has many of the capabilities of *WordStar*, which many consider to be the most powerful of the word processors; but that program carries a price tag of \$395.00. If you don't require hard copy (a printout), but need screen formatting and other word-processing features, *Wordmaster* may prove more than adequate, and save you a considerable amount of money.

Print formatting

The appearance of the final product is what word processing is really all about. Precisely *what* a word processor is supposed to do depends on who is describing it. The commercial, and generally expensive, word processors of the 1970's from companies such as IBM and Xerox were basically intended for the preparation of letters and similar documents by skilled typists. Many "processors" in the \$8000 to \$13,000 price range lacked a CRT: they weren't much more than electronic typewriters with memory, and the typist composed directly on a sheet of paper. (One could say he or she used a "printing terminal.") Now, just a couple of years into the 1980's, we find that the modern personal-computer can far outperform the commercial word-processing machines of the mid 1970's.

Word processors for personal computers

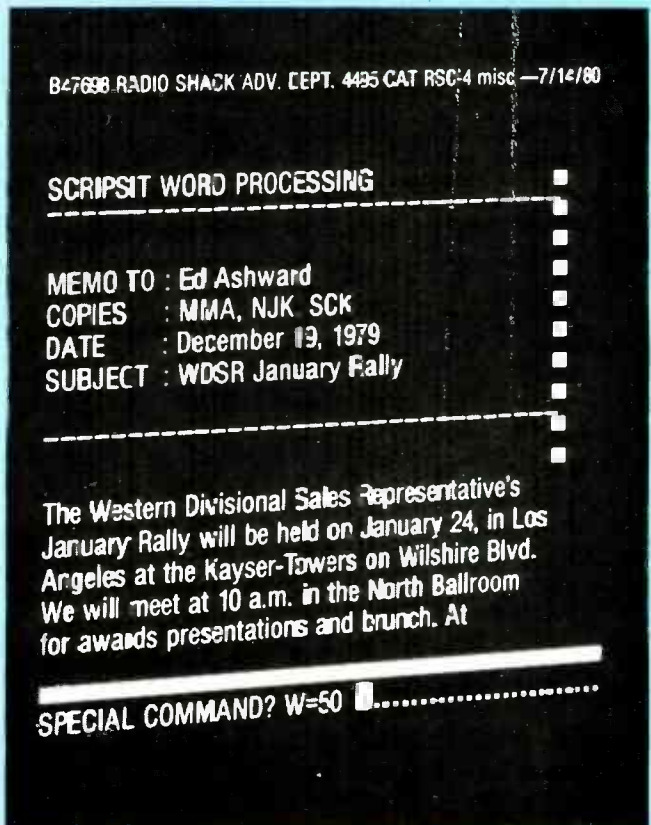
Personal-computer word processing got its start in 1977, which Michael Shroyer introduced a program called *The Electric Pencil*. Eventually there were over 40 different versions of the program, configured for different video-display boards, cassette interfaces, disk operating-systems, printers, etc.

Several versions were produced for Radio-Shack's *TRS-80*, and proved immensely popular. The original *TRS-80* could

output both upper- and lower-case characters to a printer, but its video display had only upper-case capability. However, a simple modification that cost less than \$10, and which was described in *The Electric Pencil's* documentation, could force the CRT to display both upper and lower case, and provide a keyboard CONTROL key (required by the program). Shroyer's program provided the software to display upper and lower case with the proper shift sequence, and drivers for both parallel and serial printers. The program even provided for underscore (on printers that could backspace, such as some *Selectrics*).

The cassette-based software provided just about all the editing features common to commercial word-processors of its day: insertion and deletion of characters, words or lines, block-move, string search, search-and-replace, extensive printer formatting—including right-hand justification—and tape storage. A disk version provided disk files and a disk directory. *The Electric Pencil* was a software "heavyweight" by the word-processing standards of its time. A program similar to *The Electric Pencil*, *EasyWriter*, was created for the *Apple II* computer, and has also been adapted to run on IBM's *Personal Computer*.

Though the *TRS-80* wasn't really intended for word processing—among other things it lacks an underscore—Radio Shack wasn't going to let almost a quarter-million *TRS-80* owners go somewhere else for software, so it introduced *SCRIPSIT*, a \$29.95 cassette-based word processor that many consider one of the easiest, most convenient systems to use.



DESIGNED FOR USE with Radio Shack's *TRS-80* computer, *SCRIPSIT* offers the features of a word processor at a budget price.

SCRIPSIT differs from most other word-processing software in that it is organized for direct composition by an author rather than for the preparation of documents. All functions—create, edit, revise, insert, paragraph/phrase move, word and block interchange, and others—are performed in one operating mode. When a document is saved on disk or cassette the new or revised work—the last effort—is

WORD-PROCESSING PROGRAM SUPPLIERS

Word-processing programs are available from both equipment manufacturers and independent software suppliers. To help you find the proper program for you, a few of those independent suppliers are listed below.

ASTRO-STAR ENTERPRISES

5905 Stone Hill Drive
Rocklin, CA 95677

BILL'S MICRO SERVICES

210 S. Kenilworth
Oak Park, IL 60302

CHARLES MANN AND ASSOCIATES

7594 San Remo Trail
Yucca Valley, CA 92284

COGNITIVE PRODUCTS

PO Box 2592
Chapel Hill, NC 27514

COMPCO

8705 North Port Washington Road
Milwaukee, WI 53217

COMPLETE BUSINESS SERVICES

90 West Center Street
Logan, UT 84321

COMPUSOCO

26251 Via Roble
PO Box 2325
Mission Viejo, CA 92690

COMPUTER BUGS

PO Box 789
Boynton Beach, FL 33435

COMPUTERWARE

1512 Encinatas Blvd.
Box 668
Encinatas, CA 92024

COMPUVIEW PRODUCTS, INC.

618 Louise
Ann Arbor, MI 48103

CORNUCOPIA SOFTWARE

PO Box 5028
Walnut Creek, CA 94596

CREATIVE SOFTWARE

PO Box 4030
Mountain View, CA 94040

DATA STRATEGIES, INC.

PO Box 178446
San Diego, CA 92117

DUANE BRISTOW

Route 3
Albany, KY 42602

FMG CORPORATION

5280 Trail Lake Drive
Ft. Worth, TX 16020

HAYDEN BOOK COMPANY

50 Essex Street
Rochelle Park, NJ 07622

HEXAGON SYSTEMS

PO Box 397, Station A
Vancouver, B.C., Canada V6C 2N2

INNOVATIVE SOFTWARE APPLICATIONS

260 Sheridan Avenue, Suite 300
Palo Alto, CA 94306

INTERACTIVE MICROWARE, INC.

PO Box 771
State College, PA 16801

MARK OF THE UNICORN

PO Box 423
Arlington, MA 02174

MICRO PRO

1299 4th Street, Suite 400
San Rafael, CA 94901

MIDWEST SCIENTIFIC INSTRUMENTS, INC.

220 W. Cedar
Olathe, KS 66061

MONUMENT COMPUTER SERVICE

PO Box 603
Village Data Center
Joshua Tree, CA 92252

THE MUSE COMPANY

330 North Charles Street
Baltimore, MD 21201

OMIKRON

1127 Hearst Street
Berkley, CA 94702

PROFESSIONAL SOFTWARE, INC.

1666 Crescent Road
Needham, MA 0194

SMALL BUSINESS APPLICATIONS

3220 Louisiana Street
Houston, TX 77006

SMALL SYSTEMS SOFTWARE

PO Box 366
Newbury Park, CA 91320

SOFTWARE WORKS

8369 Vickers
San Diego, CA 92111

THORPE DATA SYSTEMS INC.

22968 Victory Blvd.
Woodland Hills, CA 91367

automatically saved under its original title. If, using the disk version, the revised work is saved in place of the original, a series of files representing earlier versions can be avoided, and disk storage-space conserved.

Commands for virtually any type of print formatting—on a page basis—can be imbedded in the text. (It is difficult to format on a line-by-line basis, as might be required for business applications.) Also, tabulation, which might be required for business documents is somewhat difficult, as there are few "business document" format commands. (Note: The version of *SCRIPSIT* for the *TRS-80 Model II* is a "standard" document-type system suitable for business use.)

A word-processor modifier, Acorn Software Products' *SUPERSCRIPT* restructures *SCRIPSIT* to add many features that were originally left out. Those features included under-scoring, kerning (i.e., slashed zeroes), subscripts and superscripts on printers capable of printing them, and, perhaps most important, drivers for virtually every possible printer, including both types of *Selectric* mechanisms available for personal computers.

A few other early attempts at word processing for personal computers were not as successful, or as easy to use. For example, one word-processing system could feed upper- and lower-case characters to the printer, but the CRT display was upper-case only; a "special mark" was used to indicate which character displayed on the CRT screen in upper case

would actually print as upper case.

Then again, there was, and still is, the problem of screen size. Some CRT displays are only 40 or so characters wide. Few document lines are that short, so some form of "window" device has to be provided so the user can move off-screen to the right. It's a sort of a horizontal version of the vertical scroll.

The popularity of *The Electric Pencil* and *SCRIPSIT* was just the starting point for small-computer word processors, and over the next few years, word-processing software was introduced that rivals or excels what's available for mini and large computers. A number of computer manufacturers introduced their own word processors, such as *WordPro* from Commodore International, for use on their *PET* and *CBM* machines, and *AutoScribe II* for the Heath/Zenith *H89*.

Many "full-blown," multi-feature, word processors are available for computers that use the CP/M disk operating-system, and are also specifically structured for other computers. By "full-blown" we mean word-processing software that goes beyond the mere preparation of letter-type documents and provides a means to do more than revise thoughts, correct errors, or format for justified printing with its flush left and right margins, or centered headings.

For example, *Magic Wand*, which sells for a bit under \$300, provides "spooling," which makes it possible to print one document while working on another. It also features

EQUIPMENT AND TRAINING NO OTHER SCHOOL CAN MATCH.

**NTS HOME TRAINING INVITES YOU TO EXPLORE MICROCOMPUTERS,
DIGITAL SYSTEMS AND MORE, WITH STATE-OF-THE-ART EQUIPMENT
YOU ASSEMBLE AND KEEP.**

Without question, microcomputers are the state of the art in electronics. And NTS is the only home study school that enables you to train for this booming field by working with your own production-model microcomputer.

We'll explain the principles of troubleshooting and testing your microcomputer and, best of all, we'll show you how to program it to do what you want.

You'll use a digital multimeter, a digital logic probe and other sophisticated testing gear to learn how to localize problems and solve them.

Send for the full color catalog in the electronics area of your choice—discover *all* the advantages of home study with NTS!

NTS also offers courses in Auto Mechanics, Air Conditioning and Home Appliances. Check card for more information.

1.



We believe that training on production-model equipment, rather than home-made learning devices, makes home study more exciting and relevant. That's why you'll find such gear in most of NTS's electronics programs.

For instance, to learn Color TV Servicing you'll build and keep the 25-inch (diagonal) NTS/HEATH digital color TV.

In Communications Electronics you'll be able to assemble and keep your own NTS/HEATH 2-meter FM transceiver, plus test equipment.

But no matter which program you choose, NTS's Project Method of instruction helps you quickly to acquire practical know-how.


2.





Simulated TV Reception

4.




3.

1. **The NTS/Rockwell AIM 65 Microcomputer** A single board unit with on-board 20 column alphanumeric printer and 20 character display. A 6502-based unit 4K RAM, expandable.
2. **The NTS/KIM-1 Microcomputer** A single board unit with 6 digit LED display and on-board 24 key hexadecimal calculator-type keyboard. A 6502 based microcomputer with 1K RAM, expandable.
3. **The NTS/HEATH H-89 Microcomputer** features floppy disk storage, "smart" video terminal, two Z80 micro-processors, 16K RAM memory, expandable to 48K.
4. **The NTS/HEATH GR-2001 Digital Color TV (25" diagonal)** features specialized AGC-SYNC muting, filtered color and new solid-state high voltage tripler rectifier.

NTS NATIONAL TECHNICAL SCHOOLS

TECHNICAL-TRADE TRAINING SINCE 1905
Resident and Home-Study Schools
4000 SO. FIGUEROA ST., LOS ANGELES, CA. 90037



NATIONAL TECHNICAL SCHOOLS

4000 South Figueroa Street, Dept. 206-042
Los Angeles, California 90037

Please rush FREE color catalog on course checked below

- | | |
|---|---|
| <input type="checkbox"/> MicroComputers/MicroProcessors | <input type="checkbox"/> Auto Mechanics |
| <input type="checkbox"/> Communications Electronics | <input type="checkbox"/> Air Conditioning |
| <input type="checkbox"/> Digital Electronics | <input type="checkbox"/> Home Appliances |
| <input type="checkbox"/> Industrial Technology | <input type="checkbox"/> Color TV Servicing |

Name _____ Age _____

Address _____

Apt. _____ City _____

State _____ Zip _____

- Check if interested in G.I. information.
 Check if interested ONLY in classroom training in Los Angeles.

automatic hyphenation, will automatically stop printing at preselected points so the user can insert text (a name, for example) directly from the keyboard, can integrate data files into a document in the correct order, will search and replace either strings or data, and can be print-formatted on a line-by-line basis.

A useful "extra" is a user-written "HELP" system, whereby a table of salutations, or introductions for specific titles or positions, etc., is available through a HELP CRT screen-menu selection.

For a few dollars more, there is the previously mentioned *WordStar*, which provides additional business-oriented features that include decimal tabulation, whereby the decimal points in a column of numbers will be aligned automatically.

Most full-blown word processors also permit formatting of the CRT screen so that what you see will exactly match the printed output. (With less-sophisticated software, the screen often displays the text in line-by-line order along with the print-format instructions. Exactly how the final copy will look isn't known until its printed.)

One of the problems with full-blown word processors is they have so many features, requiring so many control keys, that it's often necessary to make frequent reference to the instruction manual, or to an instruction-summary card, to take advantage of those features that are used infrequently.

Some systems provide the user with small tabs labelled with control functions to be attached to the terminal's keycaps. (Radio Shack initially provided a set of 15 with their budget-priced *SCRIPSIT*.) Omega's full-blown *VTS/80* word-processing system is about the ultimate in convenience, because it provides a *complete* set of replacement keycaps—one for almost every character key on the terminal!

Dictionaries

One of the most useful add-on programs for a word processor is a piece of software called an "electronic dictionary," also known as an "electronic spelling-checker." There are presently several electronic dictionaries available for personal computers, among them: *Hexspell*, *Spellguard*, and *Microproof*.

An electronic dictionary contains anywhere from about 20,000 to over 50,000 words, the entire collection being known as the "dictionary" (or "library"). It runs as an executive (control program) for your document and checks each word in the document against the words stored in it. Each time it locates a word for which it can find no match, it displays the word on the CRT screen—alone or in context with a phrase of the text, depending on the program.

The user decides whether the "unknown" word is spelled correctly or incorrectly. If the spelling is correct, he can tell the dictionary to "SKIP" (proceed with the check), or "ADD" the word to the dictionary list. If the word is spelled incorrectly,

the user can enter the correct spelling and request a "REPLACEMENT" in the original document. If the replacement, or correct spelling, is still unknown to the dictionary, the user has the option of adding that word to its list. In that way the user builds his dictionary to correspond to his particular vocabulary.

For example, the version of *Hexspell* that was used to proofread this article contains a specific computer and communications vocabulary that was built up by the author each time an "unknown" word was entered, using a *LEARN* command. Another author-constructed version of *Hexspell* has a vocabulary tailored for electronic construction-projects. Once you have the basic dictionary you can build any number of special versions.

There are two ways in which an electronic dictionary can process a document, usually determined by the number of disk drives available. For software that requires only one disk drive, the user's document is checked rapidly against the dictionary and a listing of the "unknown" words is provided, or a character in each "unknown" word is changed to some symbol such as the "#" or the "@". Regardless of how the "unknown" word is indicated, the user must go back and correct the original document through the word-processing software.

An electronic dictionary for use with two disk drives runs the dictionary in the first drive and a copy of the original document in the second drive. (To avoid accidental loss of a document, the disk on the second drive must have enough free space for an "edited version" of the document.) The dictionary software causes the document to scroll at a fast reading pace on the screen: as it scrolls, an edited version of the document is recorded on the second drive. When the software locates an "unknown" word it will stop and allow the user to make a correction by substituting the correctly spelled word in the edited version, and/or add the word to the dictionary, or skip ahead. At the completion of the process, the edited version of the document contains all the corrections, and is automatically recorded in place of the original one, providing two fully corrected document files on the disk (one serves as a backup).

The two-drive dictionary is much slower than the single-drive one, because of the continuous writing to the edited-document file. However, the user ends up with a fully corrected document. With single drive he gets a list of "unknown" words faster—sometimes in less than a minute—but must then go back and correct the original document, so the total time involved is about the same. As a general rule more convenient.

Among the most popular uses for a personal computer is a word processor. Once you've had a taste of how easy it is to work with a word processor, you will find it's extremely difficult to go back to your typewriter. R-E

TRS-80™ DISCOUNT PERSONAL COMPUTERS

WE CARRY THE FULL
LINE OF TRS-80's


MODEL II

26-4002 64K I Drive..... \$3279
Ask About Hard Drives

MODEL III

26-1062 16K..... \$819
26-1066 48K with
2 Drives, RS232..... \$2049

TM - TANDY CORPORATION
FREE COPY OF WARRANTY UPON REQUEST



BUY DIRECT

AT WHOLESALE PRICES

1-800-841-0860

COLOR COMPUTER

26-3001 4K..... \$309
26-3002 16K Ext. Basic..... \$455
26-3003 32K Ext. Basic..... \$569
26-3022 Color Drive # 1..... \$498

WRITE FOR FREE CATALOG

MICRO MANAGEMENT

SYSTEMS, INC.

DEPT. NO. 15

Downtown Plaza Shopping Center
115C Second Ave. S.W. • Cairo, Georgia 31728
912-377-7120 Ga. Phone No.

Data Base Management

Store and retrieve data efficiently with a database management-system.

HERB FRIEDMAN

A DATABASE IS AN ELECTRONIC FILING SYSTEM. TO BE MORE precise, it is an electronic representation of a filing system such as you might find in any home or business. A database can represent nothing more than the electronic equivalent of ordinary 3 x 5 index cards, or it might contain every bit of information concerning a business or organization, and have the power to calculate "unknowns" from the data stored in the files. A database can handle all details of a business inventory, such as the accounting, the billing; it can even prepare reports, summaries, estimates, and the like, from the information in the files. It can store newspaper articles, magazines and books, games, even digitized pictures (photographs). In actual fact, a database is whatever the last programmer to write one says it is.

No matter how little or how much information the database might contain, with very few exceptions the inherent "filing" or "storage" system starts out with a base system that approximates the ordinary file cabinet.

Imagine, if you will, the common office 4-drawer file

cabinet. The cabinet itself is analogous to the personal computer. What's inside the cabinet is the database. Now there might be nothing more inside the cabinet than a pack of 3 x 5 file cards, each card representing the title of an LP album you have recorded on cassette tape for your permanent music library. The primary entry on the card is the album's title; if there is more than one work on the record, you will have a list of the individual songs, arias, orchestral selections, etc., the catalog number you assigned, and possibly the name of the composer of the album or of each selection. To see what performances were on a particular tape you would flip through the cards until you came to the desired title, and then you'd read any individual entries.

If you did the same thing with a computer you would be creating what we call a database. You could very easily write a BASIC program that would permit you to store each album title, a list of the selections on each album, and its catalog number. Each entry, consisting of album title, selections, and catalog number, is called a record in our database. Each



record serves as an electronic file card that functions exactly the same as the 3 × 5 card file did. You would enter the album's title into the computer and the screen would display a list of the selection and the catalog number.

While it's clever and entertaining to have a computerized tape library, the question is *why*? If the database serves only as a substitute for a file card why use a computer? It's actually easier and faster to use a stack of 3 × 5 file cards, and they are certainly a lot less expensive than a computer. The truth is, if you can do something expeditiously with file cards, then there's no need to computerize it.

But let's expand the way we catalog the music library. With both the hardcopy and electronic file records organized by album title, it's inconvenient to locate a specific album if you know only the name of a selection, so the 3 × 5 card file requires some form of cross-indexing; most likely a separate 3 × 5 card for every selection, showing the album title along with the catalog number you assigned to the tape. That results in a separate 3 × 5 card for each and every selection, as well as for each album title. If you included the composer's name in your card-file system you'd be adding many additional file cards because each composer would require an individual file card listing only his or her works. Cross-indexing produces a lot of paper, and a lot of search-and-find by the user, as is well illustrated by the catalog system of any book library.

It is when we step into cross-indexing that the justification for an electronic database can be understood. Just to maintain a list of the individual albums or tapes in your collection we have created electronic records which are the equivalent of individual file cards. Now the very same program can, in the blink of an eye, search the individual data records for a specific song, catalog number, or whatever. No extra files are needed; the original computer data record for each album contains all the needed data. Rather than expand the total number of individual data records, we simply tell the computer what additional searches we would like to have. For example, instead of having the computer search out one selection, we might have the program search for all the albums that contained one or more items by a specific composer, or albums with songs having common words in their titles.

While all that might sound complicated, it's really quite simple to do electronically. Each entry in our database record is called a field. The album title is a field, each separate title is a field, and our catalog number is a field. The computer simply searches all the fields for the specific data.

As far as the computer is concerned, it does not care whether the data record contains information on cassette tape, and whether it's music or anything else. Enter in the data in the right order and the same program becomes a database for whatever you want. Because that type of database is both useful and relatively easy to write in BASIC, it quickly became one of the most popular database for personal computers in the form of a checkfile—a database that keeps track of your checks for budget analysis or income tax purposes. The user simply enters a list of checks for each month and assigns a category: such as charity, interest, fuel, medical, or whatever. At tax time a touch of a button can retrieve a list of all checks for a specific category, generally in the order they were entered.

If the program has some form of SORT facility—a way to sort in alphabetical or numerical order—each list could be displayed in alphabetical order, or check-number sequence, or whatever order is required. In searching for a specific check, things like misspelled names aren't really a problem, because there's usually not that much data involved. Certainly for the average user all checks in a specific category could be scanned on a CRT screen without much extra effort.

But what happens when there is seemingly endless records of data, with much new data being added almost daily? As

you probably have surmised, in our music library and personal checkfile database we have created an electronic database very similar to the card-file system in a book library. Only a library has thousands and thousands of individual data entries on individual file cards in its card catalog. It's often difficult enough to locate a book when you're certain of the precise spelling of its title or author, but what do you do when you're not quite certain of the exact title, or the spelling of an author's name?

A simple database for a personal computer is usually unforgiving; it must have the precise string of characters including spaces, or it returns a FILE NOT FOUND display on the screen. If your database is small enough you can display, as we've stated, all the seemingly pertinent or common data, but one could literally drown under the "common" data of a book library. To see how we handle that situation—because it's a key to the enhanced database—let's go back to our sample tape-library database and make some modifications to the software that expands its search and find feature.

One of the things we can do is program the software to search by three or four characters. For example, assume our software searches in a "Song Title" mode for a four-character string anywhere in a field. If we entered "Hell" the computer would locate the records for the songs "Hellfires", "Hello Sunshine", "Hello Happiness", and myriads of other songs starting with "Hello," because it's not that rare a word in songs. So we modify the software one more time to recognize another short string in any other string that's separated from the first by at least one space. We'll have the software search for three characters in the second string. We instruct the computer to search for the key "HELL SUN". In moments the computer puts the two key words together, finds the correct file, and displays on the screen:

HELLO SUNSHINE TAPE # 135 SONGS OF THE 60's.

Alternately, our program in an "Album Title" mode would accept the key "SON OF " (note the space after "of" because we need three characters—and a space is a character), and display:

SONGS OF THE 60's TAPE # 135.

As you can see, we can search on virtually any type of key. The partial string system we've illustrated is very sophisticated and is used by libraries and complex databases, but it is coming into common personal computer use as the programmers get more adept. A more common personal-computer key system works on complete fields, with everything spelled exactly as saved by the database.

Storage schemes

For personal-computer databases there are two types of storage schemes: in-memory, and everything else, which usually means a high speed retrieval device such as disk. In-memory schemes are almost always used for cassette-storage systems, and a few somewhat unsophisticated disk-based databases. In the in-memory database, all the operating software (program) and all the data are transferred from the tape directly into the computer's RAM memory. All operations are performed directly on the data in memory—updating, modifications, etc.—and the new database is then stored back to the tape. If it is recorded on a blank section of tape the user has tape versions of the old and new data. If the data exceeds the memory capacity of the tape, it must be broken into separate recordings.

Since in the most elementary in-memory data systems, operations are performed directly in the RAM memory, any changes made are permanent in the sense they erase previously entered data. If you goof, the data is gone and must be reloaded from the tape. In the more advanced in-memory programs, a block of RAM memory is reserved as a

DATA BASE MANAGEMENT SYSTEMS

Database management systems are available from a number of independent software suppliers. Some of those suppliers are listed below.

APPLE ORCHARD
131 Highland Avenue
Vacaville, CA 95688

ASHTON-TATE
3600 Wilshire Boulevard, Suite 1510
Los Angeles, CA 90010

BLUE LAKES COMPUTING
3240 University Avenue
Madison, WI 53705

CONDOR
PO Box 8310
Ann Arbor, MI 48104

DANA INDUSTRIES
2612 Croddy Way
Santa Ana, CA 92704

HAYDEN BOOK COMPANY
50 Essex Street
Rochelle Park, NJ 07662

HIGH TECHNOLOGY
PO Box 14665
Oklahoma City, OK 73113

INNOVATIVE SOFTWARE
9805 Holly
Kansas City, MO 64114

JINI MICRO-SYSTEMS, INC.
PO Box 274
Kingsbridge Station
Riverdale, NY 10463

LJK ENTERPRISES INC.
PO Box 10827
St. Louis, MO 63129

MICRO ARCHITECT
96 Dothan Street
Arlington, MA 02174

MICRO DATA BASE SYSTEMS, INC.
Box 248
Lafayette, IN 47902

MICRO DECISIONWARE
4890 Riverbend Road
Boulder, CO 80301

MICRO LAB
811 Stonegate
Highland Park, IL 60035

MICROPRO INTERNATIONAL CORPORATION
1299 4th Street
San Rafael, CA 94901

THE MUSE COMPANY
330 N. Charles Street
Baltimore, MD 21201

PACIFIC SOFTWARE
2608 Eighth Street
Berkeley, CA 94701

PERSONAL SOFTWARE
1330 Bordeaux Drive
Sunnyvale, CA 94086

SOFTWARE PRODUCTS INTERNATIONAL
5482 Complex Street, Suite 115
San Diego, CA 92123

SYSTEMS PLUS
3975 East Bayshore
Palo Alto, CA 94303

THE BOTTOM SHELF
PO Box 49104
Atlanta, GA 30359

UNITED SOFTWARE OF AMERICA
750 Third Avenue
New York, NY 10017

temporary buffer. Data is first stored in the buffer where they can be manipulated, modified, or even erased. When the user is satisfied with the data, a PUT command (or its equivalent) transfers the data from the buffer to the memory, where it adds to, or replaces the original data. A SAVE command transfers the data from the memory to the cassette tape.

Note that just to change one single datum entry the entire database, or at least one complete tape file, must be moved into RAM memory.

Depending on the particular software, a disk-based database can be in-memory or random access. Generally, simplified disk database software will be in-memory, and simply use the disk as a more convenient and faster storage medium. A more sophisticated disk database can open a specific disk file and search for the data, moving an image of only that data into memory. Alternately, it can permit updating or modification directly to the disk data. Also, a disk-based database can reference selective data entries from several disk files; the software can search on one or more keys across multiple files and then restructure the data for a presentation on the CRT or as hardcopy in a specific format. In essence, disk files expand the simple index-card database into a complex filing system, because each disk file can represent a file folder that can be accessed independently or as a group, so that the data in several folders can be studied, or integrated into a single document.

Using a database

Let's look at a filing system database as it might apply to records for your home. If you had the hardcopy records stored in a file cabinet they would be located under the letter "H" in a folder labelled "HOME", which is a good choice for the name of the computer file consisting of the home records. Within this folder would be other folders, perhaps labelled: Mortgage Payments, Taxes, Assessments, Fuel, Utilities, Repairs, Gardening Supplies. All of those individual

folders would be converted to data records for the computer database. Depending on the particular software, the database might be entered exactly as you would manually search through the file cabinet. For example, the data might be stored on a disc with several other databases. To access the house records you would call up the file HOME, which might produce a menu on the screen listing all the available records (file folders). It might appear on your screen this way:

HOME—Make Selection
1-MORTGAGE PAYMENTS
2-TAXES
3-ASSESSMENTS
4-FUEL
5-UTILITIES
6-REPAIRS
7-GARDENING SUPPLIES.

Entering the appropriate number would call up the associated record. Let's assume we wanted to check the fuel bill for last December. We would enter a "4". Next, we enter DECEMBER, and the screen would display the entire fuel record for the previous December. Similarly, we might enter all the winter months to get a visual picture of fuel consumption for the entire winter.

For a picture of how property taxes were increasing we would enter a "2" and then key on, say, the past five years, 1977 through 1982, and the screen would display the entire tax record for that period. If we had to prove we paid the property tax, in order to resolve a dispute with the tax district, we could key on the specific quarter for a given year and the screen would display the necessary information, including the number of the check used to pay each particular tax bill.

If we had really extensive files—say we owned the property for more than 30 years—we might break up each record into mini-records. For example, entering a "2" would put us into

PAT. # 4,259,705

WARNING!

Electric Power Pollution, Spikes, Interference & Lightning HAZARDOUS to HIGH TECH EQUIPMENT!!



MicroComputers, VTR, Hi-Fi, Lasers, Spectrometers are often damaged or disrupted due to Power Pollution.

High Tech components may interact!

Our patented ISOLATORS eliminate equipment interaction, curb damaging Power Line Spikes, Tame Lightning bursts & clean up interference.

Isolated 3-prong sockets; integral Spike/Lightning Suppressor. 125 V, 15 A, 1875 W Total, 1 KW per socket.

ISO-1 ISOLATOR. 3 Isolated Sockets; Quality Spike Suppression; Basic Protection \$69.95

ISO-3 SUPER-ISOLATOR. 3 DUAL Isolated Sockets; Suppressor; Commercial Protection \$104.95

ISO-17MAGNUM ISOLATOR. 4 QUAD Isolated Sockets; Suppressor; Laboratory Grade Protection \$181.95

Master-Charge, Visa, American Express

TOLL FREE ORDER DESK 1-800-225-4876 (except AK, HI, MA, PR & Canada)

SATISFACTION GUARANTEED!

Electronic Specialists, Inc.

171 South Main Street, Natick, MA 01760

Technical & Non-800: 1-617-655-1532

CIRCLE 49 ON FREE INFORMATION CARD

Computer Books With No Secrets

Computers for Everybody
Jerry Willis and Merl Miller

This fun-to-read book covers all the things you should know about computers. If you're anxious to buy one, use one or just want to find out about them, read this book first.

171 pages \$5.95

Small Computers for the Small Businessman

Nicholas Rosa and Sharon Rosa

If you've ever considered a computer for your business this is the book that will arm you with all the information you'll need to make an intelligent, cost-effective decision.

331 pages \$16.95

From dilithium Press

Yes, please send me the book(s) I have indicated. I understand that if I am not satisfied I may return for full refund.

- Computers for Everybody \$5.95
- Small Computers for the Small Businessman \$16.95

I enclose \$ _____ plus \$1 to cover postage and handling.

Please send me your free catalog.

NAME _____

ADDRESS _____

CITY, STATE, ZIP _____

Mail to: dilithium Press, P.O. Box 606, Beaverton, OR 97075

the TAX records file which would produce its own menu, which might read:

TAX RECORDS FOR:
A-1951 TO 1960
B-1961 TO 1970
C-1971 TO 1980
D-1981 TO PRESENT

Obviously, you can see that the concept of multiple, imbedded files can be applied to any complex file structure. The same idea applied to business records would give us a database that contained virtually all business records. If sufficiently large, it might easily contain individual records and systems for accounts payable and receivables, general ledger, journal, payrolls, including automatic calculations and tax schedules, inventory for all departments, job-cost analysis, and the utilities for maintenance and updating of the individual files.

As a general rule, when we get into the area of commercial-type files, the software usually contains word- or information-processing software so that printed reports, documents, and projections can be made from the data within the files. For example, with information-processing software, the same database will generate printed billing and monthly reports. It can print automatically sales projections based on last week, last month, last year, or last decade. It can print payroll checks, W2's, and charts of accounts. Exactly how the data information is used and presented in a printout is determined by the capabilities of the inherent word or information-processing software. In fact, major differences in business-database software is often the information-processing and information handling routines.

The common mailing list can be used as a simplified example of what is meant by information processing of a database. The usual mailing list will keep a list of clients, customers, or whatever. It provides for maintenance and updating of the list, and sorting on any key: names in alphabetical order, addresses by zip code or street number, even by the number of persons living at an address if that information is included in the data record. The normal hardcopy software for personal-computer mailing lists will provide a printout of the list on a sheet of paper or on standard pre-pasted mailing labels.

If the very same database also contains an information processor, it will merge in the names and addresses into prepared text or documents. That is how computers produce personalized form letters such as:

Dear Mr. Jones:

We're happy to inform you and Mrs.

Jones of Anyplace, U.S.A., that you and your children Robert and Jane have won a free trip on the first public space shuttle trip to Astro Station Number 12.

The original form-letter text might have appeared this way:

Dear Mr. N:

We're happy to inform you and Mrs. >N of >T, >S, that you and your children >B and >G have won a free trip on the first public space shuttle trip to Astro Station Number 12.

When the database information-processing software runs the letter text, it searches the data record for a surname to plug in at >N, a town for >T, a state for >S, a boy's name(s) for >B and a girls name(s) for >G. Each time it prints a letter, it searches for the appropriate information from each data record. On a previous preparation sort, only the records that indicated married couples with children might have been selected for processing.

The same type of information processor works with the enhanced databases, only instead of preparing just mailing labels or form letters it can be used to create estimates, reports, summaries, and the like. The information-processing software might take daily totals (of anything) and prepare weekly or monthly summaries, even projections if accessed to some form of spread-sheet program. As a general rule, the more sophisticated the database the greater the number of enhancements that permit the data to be crunched into reports, projections, and the like; even as a modifications for data in other records.

Dial-up databases

While personal-computer databases concern themselves primarily with cataloging, business data, and mailing lists, at present, there are many different types of databases available to users of personal computers through the time-sharing services such as MicroNet, Compuserve and The Source.

Just to mention a few typical examples, there are the DOW Jones Stock and financial reports, feature articles from the *New York Times* (among other newspapers), even feature stories from the news services and...well, just about anything that someone would want to read about, and would pay a reasonable price to use...can and will be put into a general-access database. The important thing to bear in mind is: If it's in a general-access database, it can probably be downloaded into your personal computer for use at your convenience. R-E

NEW! Here's a professional, portable DC-20 MHz Oscilloscope with build-it-yourself Heathkit savings



Compact enough to fit under an airplane seat, the Heathkit IO-3220 represents outstanding value in its class. Weighing only 16 pounds, the IO-3220 is designed for field service troubleshooters who need a light, portable battery-operated scope for use where AC power is not available.

Dual-trace versatility: The IO-3220 allows you to compare two different signals simultaneously – to make input/output comparisons, check phase relationships and accomplish other complex measurements. Algebraic functions add versatility.

Special invert display function: Enables you to compare two waveforms that are nearly 180 degrees out of phase – by inverting one of the waveforms.

FREE CATALOG

Complete details on Heathkit oscilloscopes – and nearly 400 other electronic kits for your home, work or pleasure – are in the new Heathkit catalog. Send the coupon at right for yours today, or pick one up at any of the 65 convenient Heathkit Electronic Centers** located throughout the U.S. and Canada.

If coupon is missing, write Heath Co., Dept. 020-886, Benton Harbor, MI 49022.



Heathkit®

* Mail Order, F.O.B. Benton Harbor, MI.

Also available assembled, mail order priced at \$995.00, F.O.B. Prices, specifications and product availability subject to change without notice. ** See the white pages of your telephone book for the Heathkit Electronic Center nearest you. Heathkit Electronic Centers in the U.S. are operated by Veritechnology Electronics Corporation, a wholly-owned subsidiary of Zenith Radio Corporation.

GX-387



X-Y inputs for Lissajous measurements: Feed two separate input signals to the IO-3220.

Wide DC-20 MHz bandwidth: The IO-3220 can measure a very wide range of input signals.

Outstanding sensitivity: Vertical signals as low as 2 millivolts can be accurately measured by the very sensitive IO-3220. Accuracy is as

high as 3 percent (from 20-30 deg. C), on both vertical and horizontal measurements.

Save more than 30% when you build it yourself: The IO-3220 Portable 20 MHz Oscilloscope Kit is value-priced at just \$689.95*.

Easy to build: Thorough Heathkit assembly manuals take you step-by-step, from unpacking to final plug-in. Anyone can do it. And experienced service techs are just a phone call away, to help you during building or servicing.

CIRCLE 103 ON FREE INFORMATION CARD

MAIL TO: Heath Company, Dept. 020-886
Benton Harbor, MI 49022

YES, Please send me your free Heathkit Catalog.
I'm not currently receiving your catalog.

Name _____

Address _____

City _____ State _____

GX-387 _____ Zip _____

At Hayes, we don't believe in second best. Or planned obsolescence. We believe in taking the state of the art to the limit. Our new Smartmodem, for example, is the most sophisticated 300-baud originate/answer modem you can buy. And yet, it is perhaps the easiest-to-use modem ever.

RS-232C Compatible. Smartmodem lets any RS-232C compatible computer or terminal communicate by phone with other computers and time-sharing systems located anywhere in North America. You get full and half-duplex operation with both Touch-Tone® and pulse dialing.

Auto-Answer Dial/Repeat. Smartmodem can answer the phone, dial a number, receive and transmit data, and then hang up the phone—automatically! If desired, Smartmodem will even repeat the last command. You can depend on Smartmodem for completely unattended operation.

Completely Programmable. Smartmodem can be controlled using

Hayes Stack™

Microcomputer Component Systems

any programming language. Over 30 different commands can be written in to your program or entered directly from your keyboard.

Smartmodem also includes several switch-selectable features that let you tailor performance to your exact needs. You can "set it and forget it" for the ultimate in convenience.

Built-in Audio Monitor. Thanks to an internal speaker, you can actually listen to your connection being made. You'll know immediately if the line is busy or if you reached a wrong number—

and you don't even need a phone!

Status at a Glance. Seven LEDs indicate Smartmodem's current operating mode: auto-answer, carrier detect, off hook, receive data, send data, terminal ready and modem ready. You're never left in the dark!

Direct-Connect Design. Smartmodem is FCC registered for direct connection to any modular phone jack—there's no acoustic coupler to cause signal loss and distortion.

Smartmodem. Smart Buy. Professional quality features. Versatile performance. A full two-year limited warranty. A suggested retail price of only \$279.

What more could you want? Perhaps the matching Hayes Stack Chronograph, an RS-232C compatible calendar/clock system.

Check out the Smartmodem wherever fine computer products are sold.

And don't settle for anything less than Hayes.



Smartmodem.
The ultimate concept in modems
is now a reality.

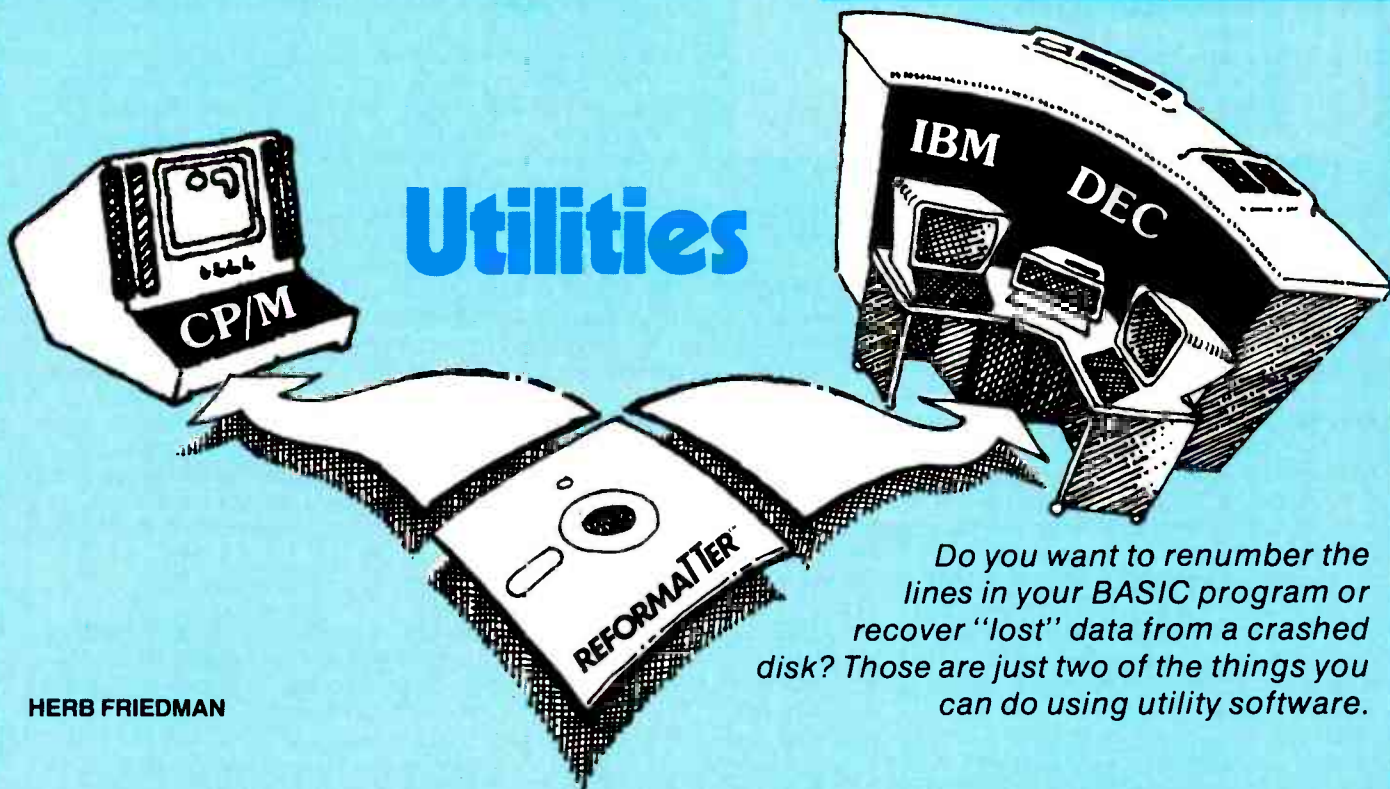


Hayes Microcomputer Products Inc. 5835 Peachtree Corners East, Norcross, Georgia 30092 (404) 449-8791

Hayes Stack is a trademark of Hayes Microcomputer Products, Inc. © 1981 Hayes Microcomputer Products, Inc. TM American Telephone and Telegraph

CIRCLE 11 ON FREE INFORMATION CARD

www.americanradiohistory.com



Utilities

HERB FRIEDMAN

Do you want to renumber the lines in your BASIC program or recover "lost" data from a crashed disk? Those are just two of the things you can do using utility software.

ALTHOUGH THERE ARE MANY PIECES OF SOFTWARE FOR PERSONAL COMPUTERS that are described as being "utilities," there is no hard and fast rule as to what that means. Until recent times, it was more or less accepted that a utility was software that did not usually "stand-alone;" that its purpose was to support other software. Or, a utility was software that modified the monitor or operating system of a computer to provide a function or capability not originally present in that computer.

Today, just about any software that isn't a "language" or an interactive program might be called a utility; and the modern definition of a utility intended for use with a personal computer could be "... software that provides a computer or software function not originally intended, supplied, or supported by the manufacturer of the computer or its software."

As a general rule, utility software is loaded into the computer's memory and remains there in a protected area, acting as a "modifier" for the primary software or computer functions. In some instances the utility software "enhances" and becomes part of the primary software and is then no longer needed.

One of the earliest utilities for personal computers illustrates the "modifier" and "enhancer" modes.

Early personal computers—and even present day budget-priced or basic computer systems—were supplied with a BASIC in ROM as firmware, or one that was loaded into RAM from a cassette tape. When the user completed writing a BASIC program, the line numbering, which probably started out in neat steps of 10, might have become somewhat muddled. Depending on how much coding was squeezed in during debugging, a program might have wound up with numbering as shown in Table 1.

While that program will run, we have come to expect BASIC programs to have "professional-appearing" line numbering in constant increments (usually multiples of 10). There-

fore, one of the earliest popular utilities was "renumbering" software for BASIC programs.

As a "modifier," the renumbering software is loaded into the computer first, followed by the BASIC program. (As far as the computer is concerned, the active software is the "re-number" program. The BASIC program is accepted as a text or data file to be processed by the renumberer.) The renumberer analyzes the BASIC program for GOTO and GOSUB statements and then renumbers the BASIC program without losing the proper GOTO/GOSUB structure.

As an "enhancer," the renumbering software is appended to the end of the BASIC program and becomes part of the BASIC program. It might either remain as part of the program (a poor way to program), or it might serve to renumber the program the first time it is run. The user then saves the new renumbered version and deletes the appended utility from the BASIC program.

When a utility is used to modify existing software, so that the new version can be run independently of the utility (as in the case of the BASIC program we've just discussed), the new software is said to be "enhanced."

As a general rule, enhancement is used to add features or commands to a language—such as *LEVEL III BASIC*, an enhancer for Radio Shack's *Level II BASIC*; or it is used to modify word-processing software, like the special utilities that can be added to Radio Shack's *SCRIPSIT* to permit the use of specialty printers that can subscript, superscript, and backspace.

Another early utility—something more popular now than ever—is some form of "terminal" software that converts a personal computer into a communications terminal that can "talk" or "communicate" with large time-sharing computers and data bases such as *The Source*, *MicroNet*, company-owned mainframes, and computer bulletin-boards. More im-

TABLE 1

```

10 PRINT
13 INPUT "TYPE YOUR NAME: ", N$
15 GOSUB 35
18 PRINT
20 PRINT "YOU HAVE PRINTED YOUR NAME"
30 PRINT "TEN TIMES. TRY PRINTING"
33 PRINT "USING LOWER CASE."
34 END
35 FOR I=1 to 10
36 PRINT N$
38 NEXT I
39 RETURN

```

portant there is an ever increasing need for personal computers to be able to communicate (swap data and programs) with other personal computers.

While all one needs in order to communicate with remote computers and data bases is a connection to the telephone line (through a modem) and a device capable of transmitting and receiving ASCII code—called a “dumb” terminal—the fact of the matter is that a personal computer isn’t “dumb” enough to function directly as a terminal. Even if connected to a modem, and then into the telephone line, no personal computer currently available can function directly as a terminal.

However, if the computer has some form of RS-232 I/O port, an inexpensive utility will allow the computer to function as a terminal. There are several “terminal” utilities available for all popular models of personal computers. More important, with a utility that converts the computer into a “smart” terminal, the user can download or upload programs and data to or from other personal computers equipped to do so, as well as communicate with time-sharing systems. In fact, there are utilities—again available for most popular computers—that allow a personal computer to serve as a host computer, a “host” computer being one that is accessed by terminals and by other computers functioning as terminals.

Dumb, smart and genius

Before going any further, let’s find out how a personal computer utility creates dumb and smart terminals, and host computers.

A “dumb” terminal is comparable to a simple teletypewriter, in that it can only send and receive characters. It must be connected to a host computer (one that accepts I/O from “remote” terminals), operates in real time (it transmits ASCII code the instant a key is depressed), and displays characters on a CRT or printer upon receiving an ASCII transmission from the computer. Even if a computer is equipped with 48K or 64K of RAM, and as many disk drives as it can support, if the utility only permits the computer to function as a “dumb” terminal; all it can do is transmit and receive in real time to or from another computer.

A “smart” terminal utility is completely different because, while it turns a computer into a terminal, it also allows the computer’s RAM and storage system to be used on demand by the user or by the host computer.

Programs and data stored on disk or tape—or in memory—can be exchanged between the personal computer and the host computer, or between the personal computer and another smart terminal. An enhanced smart-terminal utility such as *OMNITERM* can convert binary data for transmission as ASCII code, receive or transmit directly in binary, and even convert from one format to another—like receiving IBM’s EBCDIC code and storing it as ASCII and vice versa. One common use of a smart-terminal utility is to swap programs directly between different computers—like from a Heathkit to a Radio Shack—by having the utility convert the output signals to ASCII.

When we say that a personal computer can function as a “host,” we mean that it will function as a full-blown computer

for a remote smart or dumb terminal. The best way to illustrate that function is with a practical example. Imagine, if you will, that you are an electrical contractor, and your personal computer’s active data-storage contains all the formulas, order information, and other data you need for calculating a sound-reinforcement system. The computer is connected through an auto-answer modem to a telephone line. You’re out in the field calculating a job and your client wants his information *now!* You connect a portable terminal to a convenient telephone, dial your office, and when the auto-answer modem connects the computer to the phone line you can operate the computer from your portable terminal just as if it were there in the room with you. Your personal computer is serving as a host computer for your portable terminal. Similarly, another personal computer functioning as a smart or dumb terminal could access your host computer through the modem connection. (To protect your system or its database, from “unauthorized” use, you could provide for password protection at different levels.)

An unusual utility package is something called *Micro-Courier* for Apple computers. Essentially, it’s a package of utilities that permits the *Apple II* computer to function as a “communications center” for access to Western Union, TWX, Telex, international cable-services, and other computers. It contains its own data base, allows pre-writing of messages, will receive remotely under control from the “other end,” and it can receive and transmit under the control of a clock/calendar for fully unattended operation. It even features answer-back validation.

Tapping the “biggies”

Another utility certain to become one of the outstanding ones of the 1980’s is *REFORMATTER*. Basically, it is a translator/converter that allows personal computers to transfer data to and from “large” mainframe computers that use IBM protocols. In the “plain vanilla” configuration *REFORMATTER* transfers files between computers using CP/M, CP/M-like, or MP/M operating systems and those using IBM protocols. It performs an automatic ASCII-to-EBCDIC character-code conversion, and organizes data to the IBM 3740 disk data-entry format. It allows direct access to IBM disks for both examining and altering data.

Essentially, it gives the personal-computer user access to any software that can be transferred through IBM-format equipment. For example, it would permit a user to develop programs in FORTRAN, COBOL, Pascal, or other languages on a personal computer, convert them to IBM format, and, finally, run them on a large time-sharing system. The process could also be worked in reverse, with the original work being done on the larger system and then transferred to the smaller computer system.

In short, *REFORMATTER* moves the personal computer away from the need for special personal-computer software and into the world of commercial mainframe and time-sharing software.

Special versions of the utility are presently available for CP/M-to-DEC (Digital Equipment Co.)—which allows access to the DEC library—and Radio Shack *Model II TRSDOS*-to-IBM.

Because it permits direct access to the vast library of mainframe software, we can expect versions to become available for most, if not all, of the personal computers.

Users of Heath/Zenith computers also have a chance to tap the software used on the “biggies”—and the other Heath computers—through disk operating-system conversion utilities. Those utilities will convert ASCII or non-ASCII files that run under CP/M to run under HDOS (Heath’s own DOS) and vice versa. ASCII files, such as a program in BASIC, will run under either DOS. However, while non-ASCII binary files can be copied they cannot be run. Those DOS conversion utilities, therefore, permit tapping only ASCII-based software and data.

UTILITY PROGRAM SUPPLIERS

In addition to the manufacturer of your computer, utility software can be obtained from many independent software companies. While, due to space, we could only include a few of those companies, the following listing may be of some help in finding the utility programs you need.

ALLEN ASHLEY

395 Sierra Madre Villa
Pasadena, CA 91107

BASIC BUSINESS SOFTWARE

PO Box 2032
Salt Lake City, UT 84110

BT ENTERPRISES

171 Hawkins Road
Centereach, NY 11720

COMPCO

8705 North Port Washington Road
Milwaukee, WI 53217

COMPUTER DESIGN LABS

342 Columbus Avenue
Trenton, NJ 08629

COMPUVIEW PRODUCTS INC.

618 Louise
Ann Arbor, MI 48103

CORNUCOPIA SOFTWARE

PO Box 5028
Walnut Creek, CA 94596

CYBERNETICS, INC.

8041 Newman Avenue
Huntington Beach, CA 92647

DATA RESOURCES CORPORATION

Business and Professional Center
8000 East Quincy Avenue
Denver, CO 80237

DELTA COMPUTER SYSTEMS

668 Chenango Street
Binghamton, NY 13901

DIGITAL RESEARCH

PO Box 579
Pacific Grove, CA 93950

DYNACOMP, INC.

1427 Monroe Avenue
Rochester, NY 14618

HAYDEN BOOK COMPANY, INC.

50 Essex Street
Rochelle Park, NJ 07662

HOWE SOFTWARE

14 Lexington Road
New City, NY 10956

INSTANT SOFTWARE

Peterborough, NH 03458

KV33 CORPORATION

PO Box 27246
Tucson, AZ 85726

LIFEBOAT ASSOCIATES

164 W. 83rd Street
New York, NY 10024

LINDBERGH SYSTEMS

41 Fairhill Road
Holden, MA 01520

LJK ENTERPRISES INC.

PO Box 10827
St. Louis, MO 63129

META TECHNOLOGIES

26111 Brush Avenue
Euclid, OH 44131

MICROSTUF, INC.

1900 Leland Drive
Marietta, GA 30067

MICROTECH EXPORTS, INC.

467 Hamilton Avenue
Palo Alto, CA 94301

OMEGA MICROWARE, INC.

220 S. Riverside Plaza
Chicago, IL 60606

PHASE ONE SYSTEMS, INC.

7700 Edgewater Drive, Suite 830
Oakland, CA 94621

RACET COMPUTES

1330 N. Glassell, Suite M
Orange, CA 92667

SNAPWARE

3719 Mantell
Cincinnati, OH 45236

SOFTWARE CONSULTANTS

6435 Summer Avenue
Memphis, TN 38134

SOFTWAREHOUSE INTERNATIONAL

5070 N. Sixth Street, Suite 103B
Fresno, CA 93710

STATCOM CORPORATION

5766 Balcones, Suite 202
Austin, TX 78731

SUPERSOFT ASSOCIATES

PO Box 1628
Champaign, IL 61820

THE ALTERNATE SOURCE

1806 Ada Street
Lansing, MI 48910

THE SOFTWARE PLANTATION

PO Box 44623
Tacoma, WA 98444

TWENTY-FIRST CENTURY SOFTWARE

1607 North Cochran
Hutchinson, KS 67501

UNITED SOFTWARE OF AMERICA

750 3rd Avenue
New York, NY 10017

WESPER MICRO SYSTEMS

14321 New Myford Road
Tustin, CA 92680

Little things mean a lot

While it's nice to be able to tap the software used by the giants of industry, for the average user the most important utilities are those that make possible new or more convenient uses for a personal computer or its associated peripherals.

For example, for \$20 there's a utility that permits use of Apple's floating-point BASIC in Apple computers that don't have the *Applesoft* card.

And ten dollars is all it takes to buy a cassette-based "sort" utility with multiple sort-keys. It's not the fastest program of its kind, but it is rock-bottom priced, and not everyone has a disk system yet.

For "hackers" there's a utility that edits a BASIC program, almost instantly changing all PRINT'S to LPRINT'S or vice versa.

Another utility will duplicate Radio Shack SYSTEM format tapes. Yet another—*Locksmith*, for the *Apple* computer—permits copying "protected" disks, the kind that normally only allow two backups. (That gives you a little added protection by solving the annoying problem of what you do when the second backup "crashes.")

Admittedly, little in the way of utility software falls in the ten-to-twenty-dollar range, but much of it is reasonably priced (under \$100) and is worth what it costs. For example, there are several utilities that provide a "shorthand" for BASIC programmers that lets them use a shift/single-key entry to represent a complete command, or a user-defined instruction, making entering programs easier.

Again for programmers, there are several compression utilities that will remove blanks and remarks from BASIC programs so the programs take up less memory space and run faster.

Among the most widely used utilities are those for the Epson *MX-80*, one of the most popular printers for the Apple and Radio Shack lines. (The *MX-80* is also sold under the IBM and Hewlett-Packard names.) The printer has many special features that can be accessed only through commands that are transmitted before or during the program. It's easy enough to imbed those commands within BASIC programs, but almost impossible to do so with commercial or assembly-language software.

That problem is overcome by special utilities that permit transmission of the Epson commands directly from the DOS, as commands imbedded within word-processing software, or within a customized assembly-language printer driver. (In most instances the *MX-80* utility is used to enhance the word-processing software so it all becomes one package, similar to the superscript-enhanced *SCRIPFIT* that runs as *Script*.) A special utility is also available that permits the *NEWDOS* JKL function to dump screen graphics to the printer while it remains in the standard mode, thereby retaining all the standard printer-functions while adding the capability of printing screen-graphics.

Not so well known are utilities such as *Disk Doctor* for *CP/M* and *Super Utility* for *TRSDOS*, which are used to recover "crashed" disks. Perhaps it's a defective directory that prevents any use of the disk files, or maybe a file was accidentally erased (actually only the file reference in the directory is erased, unless a new file is recorded in the space occupied by the "erased" file). In many cases, the disk-saver utilities can recreate the directory, or locate files no longer listed in there. Some can virtually repair an entire disk, losing perhaps only 256 bytes.

Sometimes the crashed-disk utilities sound better than they work. Before you purchase any of them, it's a good idea to read their specifications, to see what they don't say they do, or what they say they don't do (there's a difference). Will a utility work with the operating system you use? If so, will it have unusual side effects that might cause the loss of the data you're trying to recover? I raise that point only because the disk software may be irreplaceable, and the wrong utility can cause its loss forever.

Also in the "doctor" category are utilities that test each memory address and indicate on the memory any defects (assuming the RAM that's failed isn't used for the screen

display or needed for the utility).

There are utilities that test disk drives, particularly for precision and constancy of speed. (One of the main causes of disk-read problems.) Many "disk test" utilities are provided along with other utilities in a single package, such as "*Locksmith*, for the *Apple*, which contains six utilities of various types—including a disk "bulk erase".


Finally, we come to the source of many of the most convenient and important utilities: the aftermarket disk operating-systems such as *NEWDOS 80*, *LDOS*, *VTOS*, *DOSPLUS*. In many instances the principal difference between what came with the computer and the aftermarket-DOS is the utilities provided in the new software. Certainly, the *NEWDOS* JKL screen-print function is one of the most famous and—to some computerists—the most important. To others, the ability of an aftermarket system to format different disk-track counts, change disk stepping-rates (for faster operation), or copy software from other DOS's is the most important consideration. In fact, the aftermarket DOS-systems are so extensive that much of what formerly was available as discrete utilities is now found all together in the aftermarket DOS. Many users of personal computers will find a "new" DOS offers most of the utilities they want at a moderate price—certainly less than they would have to pay for a collection of individual utilities if they were bought separately.

Something for everyone

We have tried to touch on the highlights of the utility software presently on the market. By the time you read this some may have disappeared, but many others will have appeared. No computer, peripheral, or software can ever meet 100% of everyone's needs. And as long as there is someone who is not satisfied, there is someone else who will write the utility he's looking for.

R-E

BUILD YOUR COMPUTER BREADBOARDS & INTERFACES FASTER AND EASIER WITH NEW VECTOR PLUGBORDS



4610 series — for STD-BUS-WW, solderable and unpatterned models.

4608 series — for Intel/National SBC/BLC 80-WW solderable, or unpatterned.

8804 series — for S-100. Five models available.

4607 — for DEC LSI-11/PDP8-11, Heath-11.

4609 — for Apple II, Super-Kim, Pet Commodore with Expandamem.

4350 — for TI 980 Computer.

4611 series — for Motorola Exorciser,™ Rockwell AIM65 expansion.

Send for FREE brochure!

New RACK MOUNTING CAGES & ENCLOSURES AVAILABLE.

Everything in this ad is available through distributors or factory direct, from stock, if not available locally.

 **Vector Electronic Company**
INCORPORATED

12460 Gladstone Ave., Sylmar, CA 91342; (213) 365-9661, TWX (910) 496-1539

748010

CIRCLE 25 ON FREE INFORMATION CARD

www.americanradiohistory.com

Vital protection for PC Boards



Be safe. Desolder PC components with Endeco irons. Get proper HEAT TO MELT and strong VACUUM ACTION TO LIFT solder and cool both PC board and component without damage.

These PC components replaced fast with Endeco desoldering or soldering tools.



Endeco professional features include safety light that denotes high, low and off on switch models. SS construction for long life, light weight and balance for easy use.

Contact your distributor for Endeco desoldering and soldering irons, kits and equipment—or write us today.


Enterprise Development Corp.

5127 East 65th Street
Indianapolis, IN 46220
Phone: (317) 251-1231

CIRCLE 52 ON FREE INFORMATION CARD

Put Professional Knowledge and a COLLEGE DEGREE in your Electronics Career through HOME STUDY

Earn Your DEGREE



Earn Your DEGREE

No commuting to class. Study at your own pace, while continuing your present job. Learn from easy-to-understand lessons, with help from your home-study instructors whenever you need it.

In the Grantham electronics program, you first earn your A.S.E.T. degree, and then your B.S.E.T. These degrees are accredited by the Accrediting Commission of the National Home Study Council.

Our free bulletin gives full details of the home-study program, the degrees awarded, and the requirements for each degree. Write for *Bulletin R-82*.

Grantham College of Engineering
2500 So. LaCienega Blvd.
Los Angeles, California 90034

NEW LIT

INSTRUMENTATION CATALOG, 62 pages, 8½ × 11 inches, is in full color and is in four main sections: analog and digital panel meters, meter relays and controls, digital test equipment, and analog test equipment.

Included are pyrometers, resonant reed frequency meters, controllers and meter relays, electronic frequency counter timers, service test equipment, oscilloscopes, temperature testers, noise dosimeters, and leakage testers. Free upon request.—**Simpson Electric Company**, 853 Dundee Avenue, Elgin, IL 60120.

CIRCLE 151 ON FREE INFORMATION CARD

TWO-WAY RADIO CATALOG is 11 pages, 2-color, fully illustrated, and covers base-station equipment, remote-control equipment, mobile radio equipment, mobile car-telephone equipment, portable radio equipment, portable accessory equipment, and paging equipment. Free upon request.—**Mobile Technical Service Corp.**, 7310 South Alton Way, Building 1 (Southgate) Englewood, CO 80122.

CIRCLE 152 ON FREE INFORMATION CARD

ELECTRONICS PRODUCTS CATALOG, is a 28-page, 2-color pamphlet, dealing with products for microprocessors, business machines, home tools, CB laboratory instruments, audio, TV, and VTR. Particular attention is given to AC line-voltage monitors, isolators, line cord suppressor/filters, and phone-input filters. Free on request.—**Electronic Specialists**, 171 South Main St., Natick, MA 01760.


CIRCLE 153 ON FREE INFORMATION CARD

TEST-EQUIPMENT CATALOG, 48 pages, 2-color, includes detailed descriptions, specifications, clear photographs, and pertinent charts and illustrations of over 70 products, including oscilloscopes, frequency counters, digital multimeters, function generators, and video and audio test instruments. Among the new products listed is the only vector scope in the industry with CRT-generated vector targets, an X-Y display module that can be customized precisely to O.E.M. user needs and requirements, and the first CRT display designed for use in microwave swept frequency measurements.—**Leader Instruments Corporation**, 380 Oser Avenue, Hauppauge, NY 11788.

CIRCLE 154 ON FREE INFORMATION CARD

ELECTRONIC MEASUREMENT instrumentation catalog, is 84 pages, featuring digital multimeters; digital thermometers; electrometers/picoammeters, and accessories; nanovoltmeters; rack-mounting kits; sources; supplies; milliohmmeters; scanners; systems, and radiation measurements. Each section presents a selector guide and technical information. There is also an index by product description and an index by model number, with complete instructions on how to order, plus warranty in-

PROTEUS I™ a lead synthesizer that has it all!



You've always had a lot of options.

You could have the convenience and easy operation of a normalized synthesizer if you were willing to give up the versatility of modular equipment.

Or the unlimited spectrum of tone colors and timbres of modules if you didn't mind the cumbersome patch cords and time required to set up or change a patch.

You could have programmable presets if you could raise the bucks, or low-cost equipment if you could stand the snap-crackle-pop.

You could even have such technically innovative features as computer control of voice and sequence if you had the technical savvy to design it all and make it work.

Now you have another option. YOU CAN HAVE IT ALL. Wide range, precise, low-noise, presets, meaningful patch bay and an easy-to-use computer interface.

All at a price that's nothing but unbelievable.

Want to know more? Proteus I's Using/Assembly manual which includes a demo tape will answer all of your questions. The price, \$10.00 is refundable upon purchase of the kit.

PART OF THE NEW GENERATION FROM

PAIA Electronics, Inc.

1020 W. Wilshire, Oklahoma City, OK 73116 (405) 843-9626
CHARGE ORDER? Call our 24 hour Demo/Order line 405-843-7396

- Send the easy-to-assemble Proteus I Kit, \$499.00 enclosed. (Freight Collect)
- Tell me more. Rush the Assembly/Using manual & demo tape for Proteus I (\$10.00 enclosed, refundable)
- Send free catalog

Name: _____

Address: _____


City: _____ State: _____ Zip: _____

Visa _____ MC _____ Card No. _____

PAIA Electronics, Dept. 4R, 1020 W. Wilshire, Okla. City, OK 73116

CIRCLE 53 ON FREE INFORMATION CARD

Power Line Filters



Model LF6

Model LF2

These filters protect any sensitive electronic equipment from power line transient damage and radio frequency interference. Both models offer common mode and differential mode surge suppression for power line "spikes". Rf interference is suppressed using both inductive and capacitive components. Ideal for computers, test equipment or TV.

LF2 a duplex outlet, 120V, 8 amps max. . . \$39.95

LF6 three separately filtered duplex outlets,

120 V, total fused capacity 15 amps,

power switch and indicator lamp . . . \$59.95

Add \$2.50 shipping and handling per order.

Send check with order and provide street address for UPS shipment. Ohio residents add Sales Tax. Charge card buyers may call toll free:

1-800-543-5613



In Ohio, or for information call: 1-513-866-2421

R. L. DRAKE COMPANY

540 Richard Street, Miamisburg, Ohio 45342

INSTITUTIONAL AND DEALER INQUIRIES INVITED.

CIRCLE 57 ON FREE INFORMATION CARD

formation. Free on request.—**Keithley Instruments**, 28775 Aurora Road, Cleveland, OH 44139.

CIRCLE 155 ON FREE INFORMATION CARD

3M CONSUMER PRODUCTS is a 26-page brochure featuring nearly 150 of 3M's products for consumers. The products range from antacids to videocassettes, and from anti-slip products to vinyl-repair cements, and are catalogued for four consumer-market segments: household management; health and beauty; home and auto do-it-yourself, and home-entertainment and recreation. Free upon request.—**3M**, 600 Third Avenue, New York, NY 10016. **R-E**

CIRCLE 156 ON FREE INFORMATION CARD

FILM CAPACITOR CATALOG, is a 28-page, 2-color brochure that provides technical specifications, dimensions, and ordering information on Paktron's line of

15 film capacitor types, including polyester, polycarbonate, polypropylene, polypropylene/polyester, and capacitor/resistor networks.

In addition to individual product-guide sheets, the catalog offers a capacitance value/price chart, overall production-specification chart, and graphs displaying typical test results. An engineering AC-information sheet, reel-packaging specifications, and conversion/capacitor-formula chart are also included. The back cover lists Paktron distributors. Free upon request.—**Paktron**, A Division of Illinois Tools Works, Inc., 6615 West Irving Road, Chicago, IL 60634.

CIRCLE 106 ON FREE INFORMATION CARD

MAILORDER CATALOG of electronic items is 96 pages, fully illustrated, and offers a full gamut of electronics equipment, components, etc., from alarm parts and amplifiers to wire and Zeners. Anten-

nas, books, cables, crystals, hardware, microphone accessories, kits, speaker accessories, tape-recorder accessories, tools, and TV accessories are just a few of the items covered. Many bargain offers, liquidation sales, and other special values are presented. Free upon request.—**ETCO Electronics**, North Country Shopping Center, Rt 9 North, Plattsburgh, NY 12901.

CIRCLE 157 ON FREE INFORMATION CARD

MONTHLY NEWS LETTER, is a neatly printed and well arranged 28-page brochure (3½ × 9 inches) featuring hundreds of audio and video items, and candid advice on the care and selection of quality components. There is an audiophilia department, industry news, and a question-and-answer department in addition to the main catalogue, which is arranged in alphabetical order. Compact and easy-to-use, the newsletter is available at \$6.00 a year (12 issues). A free sample copy is offered to readers of **Radio-Electronics**.—

New England Electronics Exchange, Inc., Box 82 Harvard Square, Cambridge, MA 02138.

MOLDED CABLE ASSEMBLIES is a 28-page illustrated catalog and specification guide, describing design-it-yourself molded-cable assemblies for interfacing data systems, peripherals, instrumentation, and controls.

Among the shielded and unshielded standard-product lines covered are 9- and 37-position RS-449; 15- and 50-position RS-422A and RS-423A; 25-position RS-

Electronics Paperback Books

Quality Paperbacks at Affordable Prices

CHECK OFF THE BOOKS YOU WANT

50 PROJECTS \$5.00
10 CB accessories you'll want to build includes Speech Processor, Antenna Booster, Harmonic Filter, and more.

A MICROPROCESSOR PRIMER \$4.50
A painless approach to computing, starting with a design for a simple computer.

50 FET (Field Effect Transistor) PROJECTS \$4.50
Finally back in stock. Projects include: f. amplifiers, converters, test equipment, receiver aids, and more.

50 SIMPLE LED CIRCUITS \$3.50
It would be difficult to come up with a circuit not described in this book.

ELECTRONIC TIMER PROJECTS \$5.00
96 pages of timing circuits for all kinds of needs.

DIGITAL IC PROJECTS \$5.00
Simple and advanced projects based on digital IC's. We count 28 different circuits.

IC LM3900 PROJECTS \$3.75
A very versatile op-amp with audio, linear, generator applications you'll want to try.

50 SIMPLE LED CIRCUITS, Book 2 \$3.75
More uses for LED's. Excellent complement to the book listed above.

ESSENTIAL THEORY FOR THE ELECTRONICS HOBBYIST \$3.50
All the theory you need to know before you build that first electronic project.

RADIO CONTROL FOR BEGINNERS \$4.50
Tells how devices work—including transmitters, receivers and actuators.

VMOS PROJECTS \$5.00
A special kind of power FET with projects in the categories of Audio Circuits, Sound Generator Circuits and Signal Control Circuits.

COUNTER DRIVER & NUMERICAL DISPLAY PROJECTS \$4.50
Practical counter and display projects that can be used in almost any device you care to design and build.

AUDIO HI-FI CONSTRUCTION PROJECTS \$3.25
High-performance amplifiers and a quality mixer that are easy to build using semiconductor devices.

IC LM3900 PROJECTS \$3.75
A very versatile op-amp with audio, linear, generator applications you'll want to try.

50 SIMPLE LED CIRCUITS, Book 1 \$3.50
It would be difficult to come up with a circuit not described in this book.

ESSENTIAL THEORY FOR THE ELECTRONICS HOBBYIST \$3.50
All the theory you need to know before you build that first electronic project.

RADIO CONTROL FOR BEGINNERS \$4.50
Tells how devices work—including transmitters, receivers and actuators.

VMOS PROJECTS \$5.00
A special kind of power FET with projects in the categories of Audio Circuits, Sound Generator Circuits and Signal Control Circuits.

COUNTER DRIVER & NUMERICAL DISPLAY PROJECTS \$4.50
Practical counter and display projects that can be used in almost any device you care to design and build.

AUDIO HI-FI CONSTRUCTION PROJECTS \$3.25
High-performance amplifiers and a quality mixer that are easy to build using semiconductor devices.

PRICES GOOD UNTIL MAY 30, 1982

ELECTRONIC TECHNOLOGY TODAY INC. 4/82A
P.O. Box 83, Massapequa Park, NY 11762

Number of books ordered

Total Price of Books

Sales Tax (NY State Residents only)

Shipping and Handling (75c 1 or 2 books 25c each add'l book)

TOTAL ENCLOSED

Name

Address

City..... State..... Zip.....

The world of electronics gee-wizardry



-YOURS FREE.

32-pages of test instruments — from the latest digital multimeters to the famous EICO scopes. Security systems. Automotive and hobbyist products. Kits and assembled. EICO quality. EICO value. For FREE catalog, check reader service card or send 50¢ for first class mail.

EICO 108 New South Road
Hicksville, N.Y. 11801

CIRCLE 51 ON FREE INFORMATION CARD

RADIO-ELECTRONICS

Limited time, Introductory offer!

Assembled
\$298.95
\$249.95

KIT
\$249.95
\$219.95



PACCOM 8085 A TRAINING UNIT

Rated Best Value by instructors!

LEARN COMPUTING FROM THE GROUND UP!

- Design and code microprocessor software.
- Use logic and bit manipulation techniques.
- Enter and execute programs on your own computer.
- Understand microprocessor architecture.
- Control programmable input/output ports.
- Implement real-time interrupt and data transfer. Design your own micro-computer

Comes to you complete:

- Step by step instruction manual, operators manual
- 8085A sub-routine manual, 352 pg. Cookbook.
- 334 pg. Software Des. book, 190 programs.
- Fully expandable, deluxe operating system.

Hardware includes:

- Fully assembled, tested 8085A unit.
- CPU circuitry with 44 pin connector.
- User determined BUS system.
- Wire wrap area for buffers, gates, etc.
- Two EPROM sockets.

ETRONIX 14803 NE 40th, DEPT RE-032
Redmond, WA 98052

CALL **1-800-426-1044 TOLL-FREE**

□ SEND FREE INTRO PLUS PARTS LIST

CIRCLE 56 ON FREE INFORMATION CARD



Audio Modules



MOSFET Power Amplifiers

***BUILT-IN HEATSINKS *ONLY 5 CONNECTIONS REQUIRED * 5 YEAR WARRANTY**

Choose ILP MOSFET power amps when you need the utmost in performance without spending big money. They provide the fastest possible slew rate, low distortion at high frequencies, + better thermal stability. MOSFET power amps work with complex loads without difficulty and without crossover distortion. Three models are available, with integral heatsink to mount on your own chassis (optional rack mount cabinet available). Connection is simple — via 5 pins. MOSFETs can be combined with other ILP modules to create almost any audio system, whatever your age or experience. Ultra-fi specifications. Slew rate 20V/us. Rise time 3 us. S/N ratio 100 db. Frequency response (-3 db) 15 Hz - 100 kHz. THD (Typical at 1kHz) < 0.005%. IMD (50Hz/7kHz 4:1) < 0.006%.

MOS120 60W/4-8Ω (requires ± 45V) \$79.95
MOS200 120W/4-8Ω (requires ± 55V) \$129.95
MOS400 240W/4Ω (requires ± 55V) \$199.95

WRITE FOR FREE CATALOGUE LISTING.
*BIPOLAR POWER AMPLIFIERS *HIFI PREAMPS
*MIXERS *POWER SUPPLY UNITS *CABINETS
*GUITAR PREAMP and more

GLADSTONE

Electronics 901 Fuhrmann Blvd., Buffalo, NY, 14203

CALL (716) 849-0735 to order. Have your VISA or MasterCard ready. For information call (416) 787-1448 or circle reader number. Dealer/OEM enquiries (416) 787-1488. In Canada: Gladstone Electronics, Toronto.

CIRCLE 55 ON FREE INFORMATION CARD

232C, and 24-position IEEE 488 GPIB.

Also described are Series 10 and 20 finger phone-plug assemblies for instrumentation and control circuits; Series 50 miniature and subminiature phone-plug assemblies for audio connection in miniaturized instrument, automation, and control systems, and Series 60 phone-plug assemblies for instrumentation and audio-control applications.

The design-it-yourself format of the catalog enables specifiers to select from a wide variety of component configurations, including 100%-shielded designs, to construct an assembly that combines electrical and mechanical features to meet specific application requirements. Free upon request.—**Belden Corporation**, 2000 South Batavia Avenue, Geneva, ILL 60134.

CIRCLE 158 ON FREE INFORMATION CARD

MICROCOMPUTER CATALOG, 48 pages, 2-color, includes *Apple III* and accessories, *Apple II* and accessories, *Rockwell Aim 65*, *Rockwell RM 65*, *Commodore Computers* and peripherals, *Atari*, *Hewlett Packard's HP-85*, *CompuMart Printers*, *Texas Instruments*, and others. Computer books and games are also included. Free upon request.—**CompuMart**, 65 Bent Street, PO Box 568, Cambridge, MA 02139.

CIRCLE 159 ON FREE INFORMATION CARD

LOUDSPEAKER KIT CATALOG deals with a line of 15 home-loudspeaker kits, through which a buyer substitutes his or her own labor for that of a manufacturer. That way, an excellent speaker can be built at a price typically 1/3 to 1/5 the cost of a comparable manufactured speaker.

An example is *Kit 8*, a three-way system using a JBL 8-inch woofer, SEAS 1-inch ferrofluid dome tweeter, and a JVC ribbon super tweeter. Frequency response is from 39-35 kHz, ± 4 db. All kits include drivers, quality crossover parts, wiring diagrams, and computer-optimized enclosure plans. The Home Speaker Kit catalog is available for \$2.00. (For \$3, a catalog of 21 professional speaker kits for sound-reinforcement use will be included.) —**Gold Sound**, PO Box 141, Englewood, CO 80110.

ANALOG DIALOG is a 20-page, 2-color, quarterly technical journal generally concerned with application notes and product information. A recent issue includes such material as application articles on graphic displays, CMOS switches, and a prototype family board for the LTS-2010 benchtop tester—a board which allows user-configuration for testing nearly any linear device. Many photographs and clearly-printed diagrams. Free on request.—**Analog Devices, Inc.**, Route 1, Industrial Park, PO Box 280, Norwood, Mass. 02062.

CIRCLE 160 ON FREE INFORMATION CARD

CATALOG of technical publications is a 16-page brochure listing TV-service literature, TV-service training/reference literature, VCR-service literature, and VCR-service/training literature. Free upon request.—**RCA Technical Publications**, 1-450, 600 N. Sherman Drive, Indianapolis, IN 46201. R-E

CIRCLE 107 ON FREE INFORMATION CARD


Get A GNOME

the original micro-synthesizer

Every day more people discover that PAIA's GNOME is the most versatile, cost effective special effects device on the market today.

John Simonton's time-proven design provides two envelope generators, VCA, VCO and VCF in a low cost, easy to use package. Use alone with it's built in ribbon controller or modify to use with guitar, electronic piano, polytonic keyboards, etc.

The perfect introduction to electronic music and best of all, the Gnome is only \$69.95 in easy to assemble kit form. Is it any wonder why we've sold thousands?



PAIA 1020 W. Wilshire Blvd. Oklahoma City, OK 73116

Send GNOME MICRO-SYNTHESIZER Kit (\$69.95 plus \$2.00 postage)

Send FREE CATALOG

name _____


address _____

city _____ state _____ zip _____

visa _____ mc _____ card no. _____

PAIA Dept. 4 R (405) 843-9626
1020 W. Wilshire Blvd. Oklahoma City, OK 73116

CIRCLE 54 ON FREE INFORMATION CARD



Digital Multimeter

The Drake DM2350 Digital Multimeter is a convenient, small handheld liquid crystal display meter ideal for the serviceman or hobbyist. This 3 1/2 digit meter is auto-ranging, auto-zeroing, has polarity indication, and an over-range warning signal. Battery life is greater than 300 hours with a "low battery" indicator. A continuity test sounds a signal when circuit resistance is less than 20 ohms. Dc accuracy is a basic 0.8%.

Batteries, probes, 20 amp current shunt, spare fuse and soft carrying case all included at \$95.95

Add \$2.50 shipping and handling per order.

Send check with order and provide street address for UPS shipment. Ohio residents add Sales Tax. Charge card buyers may call toll free:

1-800-543-5613



In Ohio, or for information call: 1-513-866-2421

R. L. DRAKE COMPANY

540 Richard Street, Miamisburg, Ohio 45342

INSTITUTIONAL AND DEALER INQUIRIES INVITED

CIRCLE 58 ON FREE INFORMATION CARD

Professional Books That Help You Get Ahead—And Stay Ahead!

Join the **Electronics and Control Engineers' Book Club** and...

- Keep up with current technology
- Sharpen your professional skills
- Be ready for new career opportunities
- Boost your earning power

INTUITIVE IC ELECTRONICS: A Sophisticated Primer for Engineers and Technicians. By T. M. Frederiksen. 208 pp., illus. Covering both the simplest and the most complicated IC designs, this lively, easy-to-read volume provides a sophisticated, nonmathematical explanation of the basic internal mechanisms common to all semiconductor devices. Gives you a solid understanding of devices like MOS transistors, the new I²L designs, the bipolar digital logic families, JFETs, and much more. 219/230 Pub. Pr., \$18.50 Club Pr., \$14.50

HANDBOOK OF SEMICONDUCTOR AND BUBBLE MEMORIES. By W. A. Triebel and A. D. Chu. 416 pp., illus., over 50 worked-out problems. This detailed, comprehensive guide brings you right up to the minute on such newly developed devices as the PLA, FIFO, CAM, CCD, and magnetic bubble memory—as well as all the standard storage devices from ROMs and RAMs to shift registers. Analyzes, categorizes, and explains in full working detail more than 75 different semiconductor ICs and MBM devices. 582376-4 Pub. Pr., \$24.95 Club Pr., \$18.50

MICROPROCESSOR APPLICATIONS HANDBOOK. Editor-in Chief, D. F. Stout. 472 pp., 284 illus. At last—a reference guide to microprocessor applications to help you make your systems timely, versatile, and cost-effective. Emphasizing applications that are immediately useful, the 16 experts provide in-depth treatments of each topic so you can completely analyze, design, construct, and program. Both hardware and software are thoroughly discussed. 617/988 Pub. Pr., \$35.00 Club Pr., \$26.50



New members!
Any one of these great
professional books
for only **\$189**
as a premium with your
1st selection!

Spectacular values up to **\$75.00**

INTRODUCTION TO RADAR SYSTEMS, 2/e. By M. I. Skolnik. 698 pp., 244 illus. This new edition of a widely used text on radar from the systems engineer's point of view brings you full discussions of the many major changes that have occurred in the field recently. 579/091 Pub. Pr., \$38.50 Club Pr., \$30.50

USER'S GUIDEBOOK OF DIGITAL CMOS INTEGRATED CIRCUITS. By E.R. Hnatek. 339 pp., 245 illus. Providing the first comprehensive overview, this practical guide covers CMOS logic performance characteristics and selected circuit applications, data conversion and telecommunication circuits, CMOS memories, and commercially available CMOS microprocessors. 290/679 Pub. Pr., \$24.50 Club Pr., \$18.50

RADAR TRANSMITTERS. By G. W. Ewell. 252 pp., 211 illus. This all-around reference provides complete, up-to-date details on device capabilities and design procedures—with plenty of specific design examples. Helps you know your radar transmitter capabilities inside out—brings you abreast of latest design techniques to improve your designs—cuts your design time in half! 198/438 Pub. Pr., \$24.50 Club Pr., \$18.50

MODERN ELECTRONIC CIRCUITS REFERENCE MANUAL. By J. Markus. 1,264 pp., 3,666 circuit diagrams. This 103-chapter guide means you can speed up the production of new electronic devices with ease and thereby lower your production costs. Complete with values of components and suggestions for revisions, plus the original source of each circuit in case you want additional performance or construction details. 404/461 Pub. Pr., \$61.50 Club Pr., \$48.50

ELECTRONIC FILTER DESIGN HANDBOOK. By A. B. Williams. 576 pp., 408 illus. The book is organized so that you can start from practically any set of requirements and follow a sequence of clearly outlined steps and design filters ranging from simple networks to very complex configurations. Each design technique is illustrated with step-by-step examples and is accompanied by a wealth of applicable schematics, graphs, and tables of normalized numerical values. 704/309 Pub. Pr., \$37.50 Club Pr., \$28.50

ELECTRONICS CIRCUITS NOTE BOOK: Proven Designs for Systems Applications. By S. Weber, Editor in Chief. 344 pp., illus. Containing 268 ready-to-use or adapt circuits—each a proven solution—this book brings you the best of the best articles published in *Electronics'* popular Designer's Casebook section. Covers display circuits, encoders and decoders, filters, function generators, logic and memory circuits, microprocessors, and more. 192/448 Pub. Pr., \$32.50 Club Pr., \$25.50

Just Published

ELECTRONICS ENGINEERS' HANDBOOK, 2/e

Edited by D. G. Fink; D. Christiansen, Assoc. Editor
2,272 pp., 2,189 illus., 43 photos

Hot off the press, this updated and enlarged Second Edition, prepared by 173 expert contributors, covers the entire body of knowledge in the field, including new advances in integrated circuits (particularly those related to microprocessors), pulsed and logic circuits, laser technology, digital recording of music and voice, computer systems, telecommunications (especially switching and data transmission) and much, much more.

209/812 Pub. Pr., \$75.00 Club Pr., \$57.50

80% New or Revised From First Edition!

RADIO-ELECTRONICS

McGraw-Hill's NATIONAL ELECTRICAL CODE® HANDBOOK, 17/e. By J. F. McPartland. 1,162 pp., 1,096 illus. Bigger and better than ever! This mammoth reference explains and clarifies the many complex provisions of the current (1981) Code® to help you meet rules exactly and pass inspections the very first time.
456/933 Pub. Pr., \$24.50 Club Pr., \$18.95

DIGITAL HARDWARE DESIGN By J. B. Peatman. 428 pp., over 400 illus. Taking you beyond the microcomputer, this guide re-examines traditional techniques and focuses maintainability as a key goal, on the design of circuitry too fast for the microcomputer alone, and on designing for usefulness. It covers everything from algorithmic state machines to separately clocked circuits—with scores of examples.
491/321 Pub. Pr., \$31.95 Club Pr., \$24.95

INTRODUCTION TO THE THEORY AND DESIGN OF ACTIVE FILTERS. By L. P. Huelsman and P. E. Allen. 430 pp., illus. Once you add active filter design to your repertory of specialties, you'll possess a skill that's in great demand today. Here's one of the best texts we know on the theory, design, application, and evaluation of modern active filters and the various techniques used today.
308/543 Pub. Pr., \$28.50 Club Pr., \$21.50

ELECTRONICS ENGINEERING FOR PROFESSIONAL ENGINEERS' EXAMINATIONS. By C. R. Hafer. 336 pp., more than 200 illus. Actually two books in one—a quick preparation manual to help you pass your P.E. exams on the first try and a rich source of practical electronics engineering information and know-how.
254/303 Pub. Pr., \$22.50 Club Pr., \$17.50

ELECTRONIC COMMUNICATION, 4/e. By R. L. Shrader. 801 pp., 870 illus. This thoroughly updated edition offers all the theory and fundamentals you need to prepare yourself for the FCC commercial and amateur grade license examinations—and pass them the first time!
571/503 Pub. Pr., \$24.10 Club Pr., \$18.95

STANDARD HANDBOOK FOR ELECTRICAL ENGINEERS, 11/e. By D. G. Fink and H. Beaty. 2,448 pp., 1,414 illus. Today's most widely used source of electrical engineering information and data serves you as no other single work when you need detailed, timely, and reliable facts and how-to on the generation, transmission, distribution, control, conversion, and application of electric power.
209/74X Pub. Pr., \$59.95 Club Pr., \$44.95

DIGITAL CIRCUITS AND MICROPROCESSORS. By H. Taub. 608 pp., heavily illus. This fast-paced, carefully written guide gives you thorough explanations of all the basic principles of digital systems and logic design—plus a solid introduction to microprocessors and microprocessor-based designs. Anticipates every conceivable question you could have to make sure you understand every detail.
629/455 Pub. Pr., \$28.95 Club Pr., \$22.50

Be sure to consider these important titles as well!

PRINTED CIRCUITS HANDBOOK, 2/e. By C. F. Coombs. 126/089 Pub. Pr., \$38.50 Club Pr., \$28.95

DESIGNING WITH FIELD-EFFECT TRANSISTORS. By Siliconix, Inc. 574/499 Pub. Pr., \$24.50 Club Pr., \$18.50

BIT-SLICE MICROPROCESSOR DESIGN. By J. Mick & J. Brick. 417/814 Pub. Pr., \$24.00 Club Pr., \$18.50

MICROPROCESSORS/MICROCOMPUTERS/SYSTEM DESIGN. By Texas Instruments Learning Center & Engineering Staff. 637/58X Pub. Pr., \$26.95 Club Pr., \$20.95

ENGINEERING MATHEMATICS HANDBOOK, 2/e. By J. J. Tuma. 654/298 Pub. Pr., \$29.50 Club Pr., \$22.95


HANDBOOK OF OPERATIONAL AMPLIFIER CIRCUIT DESIGN. By D. E. Stout & M. Kaufman. 617/97X Pub. Pr., \$34.50 Club Pr., \$25.50

OPTICAL FIBRE COMMUNICATION. By Technical Staff of CSELT. 148/821 Pub. Pr., \$39.50 Club Pr., \$29.50

THE ARCHITECTURE OF PIPELINED COMPUTERS. By P. M. Kogge. 352/372 Pub. Pr., \$27.95 Club Pr., \$21.95

MICROCOMPUTER-BASED DESIGN. By J. Peatman. 491/380 Pub. Pr., \$32.50 Club Pr., \$25.50

MICROELECTRONICS. By J. Millman. 423/27X Pub. Pr., \$31.95 Club Pr., \$24.50



MAIL THIS COUPON TODAY

**McGraw-Hill Book Clubs
Electronics and Control Engineers'
Book Club**
P.O. Box 582, Hightstown, New Jersey 08520

Please enroll me as a member and send me the two books indicated, billing me for the \$1.89 premium and my first selection at the discounted member's price, plus local tax, shipping, and handling charges. I agree to purchase a minimum of two additional books during my first year of membership as outlined under the Club plan described in this ad. A shipping and handling charge is added to all shipments.

Write Code No. of
\$1.89 selection here

Write Code No. of
first selection here

Signature _____

Name _____

Address/Apt. # _____

City _____

State _____ Zip _____

This order subject to acceptance by McGraw-Hill. All prices subject to change without notice. Offer good only to new members. Orders from outside the U.S. cannot be accepted.

E33550

Why YOU should join now!

■ **BEST AND NEWEST BOOKS IN YOUR FIELD** — Books are selected from a wide range of publishers by expert editors and consultants to give you continuing access to the best and latest books in your field.

■ **BIG SAVINGS** — Build your library and save money too! Savings ranging up to 30% or more off publishers' list prices — usually 20% to 25%.

BONUS BOOKS — You will immediately begin to participate in our Bonus Book Plan that allows you savings of between 70% — 80% off the publishers' prices of many professional and general interest books!

■ **CONVENIENCE** — 12-14 times a year (about once every 3-4 weeks) you receive the Club Bulletin FREE. It fully describes the Main Selection and Alternate Selections. A dated Reply Card is included. If you want the Main Selection, you simply do nothing — it will be shipped automatically. If you want an Alternate Selection — or no book at all — you simply indicate it on the Reply Card and return it by the date specified. You will have at least 10 days to decide. If, because of late delivery of the Bulletin you receive a Main Selection you do not want, you may return it for credit at the Club's expense.

As a Club member you agree only to the purchase of three books (including your first selection) during your first year of membership. Membership may be discontinued by either you or the Club at any time after you have purchased the first selection plus two additional books. Orders from outside the U.S. cannot be accepted.

Other McGraw-Hill Book Clubs:
Accountants' and Controllers' Book Club • Architects' Book Club • Chemical Engineers' Book Club • Civil Engineers' Book Club • Computer Professionals' Book Club • Mechanical Engineers' Book Club

For more information, write to:

McGraw-Hill Book Clubs, 26th fl., 1221 Avenue of the Americas, New York, NY 10020

HOBBY CORNER

Several new sound-generator IC's

EARL "DOC" SAVAGE, K4SDS, HOBBY EDITOR

SEVERAL MONTHS AGO WE DISCUSSED Texas Instruments' 76477 sound-generator IC. If you built (or even read about) any of the circuits that were presented, you know just how versatile that IC is.

Now, Texas Instruments has come up with three additional sound generators: the SN76488, the SN76495 and the SN76489. If you want to produce any kind of sound other than a simple tone, you should be familiar with those new IC's, too.

The SN76488 is a 24-pin IC that looks just like the 76477. Functionally, it is the same in all but one respect. You will recall that the 76477 requires an external audio-amplifier to produce a use-

able level of sound. To the great advantage of the builder, the 76488 has a built-in audio amplifier!

You can connect the output (pin 13) directly to your speaker. The output power provided is 125 milliwatts. Actually, there should be a capacitor with a value of approximately 100 μF between pin 13 and the speaker. The volume is sufficient for games, alarms, and most other uses. Of course, the output can be routed to an external amplifier if you wish to fill a concert hall.

I won't give you any 76488 circuits because they are so similar to those of the 76477, which was covered in the previous column (see "Hobby Corner,"

in the February 1982 issue of **Radio-Electronics**). When using the 76488, however, do not unthinkingly copy a 76477 circuit because the pinout is different.

Perhaps more exciting for the average hobbyist, is the new SN76495. That beauty is a 16-pin sound generator that also includes a 125-mW audio amplifier. Because there are not as many pins to allow you access to its innards, the 76495 is somewhat less versatile than its 24-pin cousins but you can still get a wide variety of sounds from it. The 76495 does have the advantage of having a lower price tag, even though its internal block diagram is almost the same as the larger versions.

The theory and operation of the 76495 is similar to the discussion for the 76477 in the earlier column. To get you started, however, here are a couple of circuits developed by the TI folks.

Figure 1 shows a very simple double alarm. The application of a positive voltage (about +3-volts) at point A produces a siren-type sound, while a similar voltage at point B causes a beeping tone. If you don't like the frequency of the alarm, change the values of the capacitor connected to pin 9 and/or the value of the resistor connected to pin 10. When you build that circuit, you will find that there is plenty of volume to get your attention.

The alarm would be ideal for use as a front-and-back doorbell. Just run +3-volts to the pushbutton switch at each door and connect one to point A and the other to point B. You could not ask for a simpler-to-build doorbell for two separate entrances.

The circuit shown in Fig. 2 is more complicated, but it gives you an even better idea of what can be accomplished with the 76495. With just a handful of components, that circuit produces a veritable audio racetrack or real cops-and-robbers car chase. Press switch S1 and you will get the sound of an engine revving; S2 gives the sound of a crash; and S3 produces a tire squeal.

Now, how's that for a little 16-pin IC? I'm sure you will find many uses for that versatile IC. Incidentally, if your favorite supplier doesn't have those IC's by the time you read this, keep bugging him, (or slip away to another supplier).

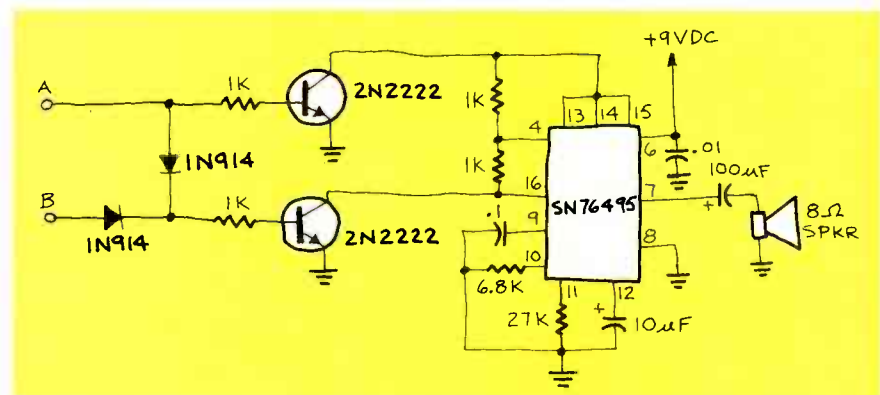


FIG. 1

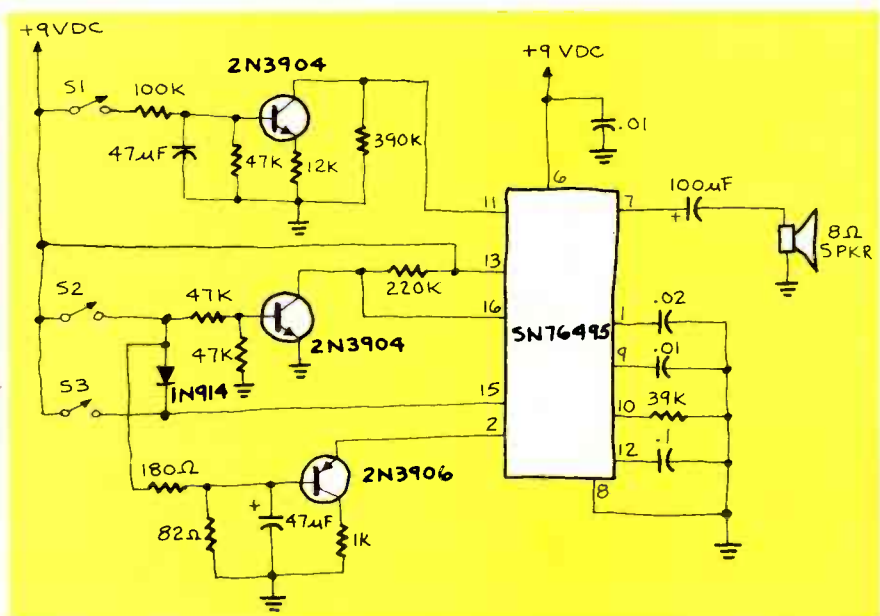


FIG. 2

The third new sound-generator IC is the SN76489. Actually, there are two similar IC's: the 76489 will drive a small speaker, while the 76489A requires an external amplifier. Those IC's are all but unbelievable. Both varieties of the 76489 contain three programmable tone generators, a programmable attenuator, a noise source with its own attenuator, and various other goodies. And—now get this—there are also registers and an interface for connection to the data lines of a computer!

As you can see, the use of the word "programmable" was deliberate. The 76489 has been designed carefully to be computer-controlled. I can hardly wait until I get mine hooked-up to my personal computer.

Since I just received the SN76489, I have not yet had the opportunity to run it through its paces. From the description in the data sheets, it is obvious that a multitude of sounds can be generated. Imagine the sound effects that you can have with your computer programs. I'll let you know in a future column what I turn up and, in the meantime, I keep wondering how those guys at TI keep doing it.

New circuit-board holder

You certainly must be aware of the variety of circuit-board holders that are currently on the market. Many of the ones available have been covered in previous columns.

Now, the folks at Bidor Engineering Company (P.O. Box 1184, Kailua, HI 96734), have come up with two new assistants for those of us who design and/or try out circuits on solderless breadboards before building them on PC boards.

One of the problems with the breadboard/PC board system has been the difficulty of drawing the circuit out on the same-size design sheets that are available. Bidor offers pads, called *Circuit-Aide*, that are made up of 8½ × 11 inch sheets. One half of each sheet contains an enlarged version of the breadboard/PC design—big enough to draw and label on. The other half of each sheet is lined for notes to give you a complete record of the circuit on one page.

The other part of the new system is a PC-board holder that is specifically designed for use with those long, narrow boards. Of course, it will work with other types of boards, too. While the new holder attaches to the front of a workbench or table top, it extends back access the top of the work surface about 6 inches. That means that when you flip the board back toward you for soldering, it is still over the table and not hanging out over the floor (resulting, among other things, in fewer holes burned by hot solder in your wife's "best" rug).

Reader requests


James McDaniel of Brookfield, IL is looking for a way to convert his direct-connection automotive timing light into one with an inductive pickup. As he points out, direct connection into an electronic ignition system can be disastrous and it is a shame to throw out an otherwise good timing light. Have any of you made that conversion?

Jim Nickel of West Allis, WI would like to find a way to make the alarm of his digital clock control an AC outlet. Perhaps Jim wants to have hot coffee when he is awakened. He has tried several approaches without notable success. How would you make that

beeping sound throw a switch? Or perhaps an entirely different approach is called for.

A reader from Cincinnati, Dick needs a circuit to help him when he makes a slide presentation. He sometimes runs into some problems because he finds himself talking, changing slides, starting and stopping music, and changing the brightness of a small spotlight all within a short period of time. What he needs is a circuit that will take care of those things for him, requiring him only to push a button or two occasionally. After all, some of those operations must take place at the same time. Does anyone have any ideas? R-E

ADVANCE IS PROUD TO INTRODUCE the KEITHLEY Line of High Quality Digital Multimeters Featuring The New 130 Hand-Held DMM



Rugged DMMs from Keithley — all feature large, bright LCD display, easy-to-use rotary switches, externally accessible battery and fuse, 10A current range, diode test capability, low battery indicator, cushioned components.

Model 131. Similar to Model 130, with increased accuracy... **\$139**

Model 130. Our most popular model, the price/performance champ... **\$125**

Model 135. First 4½-digit DMM with hand-held convenience... **\$235**

MODEL	ACCURACY					SENSITIVITY				
	DCV	DCA	ACV	ACA	Ω	DCV	DCA	ACV	ACA	Ω
130	0.5%	1%	1%	2%	0.5%	100μV	1μA	100μV	1μA	100mΩ
131	0.25%	0.75%	1%	2%	0.2%	100μV	1μA	100μV	1μA	100mΩ
135	0.05%	0.5%	1%	1.5%	0.2%	100μV	10μA	100μV	1μA	100mΩ

Case \$10.00 Shipping \$3.00

THE TEST EQUIPMENT SPECIALISTS
TOLL FREE HOT LINE
800-223-0474
54 WEST 45th STREET, NEW YORK, N.Y. 10036 212-687-2224

ADVANCE ELECTRONICS

COMMUNICATIONS CORNER

Digital communications are here

HERB FRIEDMAN, COMMUNICATIONS EDITOR

I'M CERTAIN THAT AT ONE TIME OR other most people have wanted something so badly they could almost taste it. Right now it's a bet that there are thousands of amateur radio operators who can "taste" operation on the newly authorized frequencies in the 10-, 18-, and 24-MHz bands. While the date for world-wide exclusive amateur use is set for 1 July 1989, the FCC has advanced the timetable for U.S. participation, and regular amateur use of 30 meters (10.1-10.15 MHz) has already begun as of 1 January 1982.

And it's not just Uncle who is rushing into the new frequencies. On the other side of what our school children are taught is "The world's longest undefended border", the Canadian DOC (Department of Communications) has authorized two amateurs to experiment with digital communication transmission in the 30-meter band. The idea is to get data on the effects of interference on digital transmission in the high-frequency bands.

I find that considerably more exciting than the prospect of simply having more operating frequencies, because digital transmission is where communications "is at." Essentially, the two Canadian experimenters are going to drag amateur radio—kicking and screaming all the way—into the twentieth century.

I say "kicking and screaming" because I well remember the seemingly endless hassle with the FCC to get 8-

level ASCII permitted on the ham bands. The amateurs had been locked into Baudot (5-level) long after 8-level was virtually the standard for modern communications. The FCC was still studying the possible interference effects from ASCII when FM-station operators had already proven that digital ASCII was not a bandwidth problem by successfully transmitting digital on their SCA subcarriers (the same subcarrier that carries "background music").

Before New York City fell to the brink of bankruptcy, the school system's FM station had FCC authorization for experimenting with digital transmission of communications and data using the station's SCA subcarrier.

There were several aspects to the idea that many of you will find applicable to both amateur and commercial services.

First there was the problem of reliability. The school system used a "telephone relay" for "emergency" messages to the schools. One school called several others; and they in turn called others, etc., etc., and more etceteras. By the time it was all over, no one knew for certain who had received the message, or what the message really was about: Nothing gets as scrambled as a verbal relay after the third transmission. But the biggest problem was "accountability," otherwise known as "pinning the blame." No one could dispute a claim that a relay message was

not received as originally transmitted.

The SCA digital transmission would eliminate all the "relay" problems, because every school has a tuner tuned to the school FM station; and the digital data could automatically turn on a printer and simultaneously provide every school with a "hard copy" of whatever was transmitted from headquarters. No one could claim that the message got garbled. To avoid the possibility of someone claiming a computer foul-up, all data was to be set with triple redundancy—the receiver would unscramble the data and print a proper copy.

A second aspect of the digital system—one certain to be used by amateurs and commercial services—was "store and forward." The school headquarters sends out many universal and specific messages during the course of a term. Anything of importance could easily be transmitted digitally. A typist or word processor at headquarters would simply type in the messages on a terminal connected through the dial-up phone system to a small computer at the FM station. Each message would be encoded for a specific school group of schools, district office, all schools, or whatever. The messages would be accumulated by the computer all day long. The following morning, say at 9 AM, the computer would transmit each message to the appropriate schools and offices, each receiving a hard copy printout at the start of the day. The computer could even store messages for delayed transmission—for example, special exam reminders for high schools would be stored at the beginning of the term and automatically transmitted at the appropriate times throughout the year. (The "official" description for that form of data and communications transmission is store and forward.)

Another problem to be tackled with digital-data transmission was that of pupil attendance. For some reason unknown to me, it was important to have a record of the school attendance, because that affected state aid. One idea was to have the schools phone in the data to the station's computer (using voice recognition). The computer would accumulate the data; if, by a certain time, the data were not received, the computer would automatically poll the




FIG 1

non-reporting schools. With a hard copy of the request at the school, and a soft copy in the computer's memory, it was considered unlikely that a school would claim "they forgot."

There are many advantages to digital communications: most likely you can think of a few particularly tailored to your interests. A common bond, however, is speed and computer control. Taking the tail end first, let's take a quick look at computer control.

For many, many years amateur TTY (Teletype) operators have used "remote control" to leave messages for other TTY operators. It is not unusual for TTY operators to leave their receivers on and turn to a "net" frequency. Another station coming on the frequency uses control signals to activate the printers at the receiving stations. The printers start up, copy the transmission on paper, and then are turned off by the transmitting station.

Amateur radio has entered the computer age with devices such as the interface board shown in Fig. 1. A computer-based digital-communication system can do exactly the same things as a mechanical TTY system: except, instead of having the whole thing possibly controlled by a time clock, with the message transmitted from a punched paper tape or a magnetic tape recording, a small user-programmed microprocessor would substitute for both the timer and message data bank. In short, the microprocessor would simply substitute for a lot of hardware.

As far as speed is concerned, digital communications can transmit several thoughts in less time than an SSB operator can trip the VOC with an "Errr," or clearing of the throat.

As far as CW is concerned, a real slow digital transmission can print out at 300 words-per-minute, which is a mite faster than the average CW keying.

An interesting application of digital communications would involve computer voice recognition. It would be possible actually to store digitized speech in a computer, wait for a break in the QRM or QRN, transmit digital data representing the voice input in a fraction of the time it would take for a real-time voice transmission, and then restore the digital data to speed (artificial voice) at the receiving station. That is no big deal because voice-to-digital-to-hard copy (print) is done every day of the week over phone lines. Coming out voice instead of hard copy, and using radio rather than telephone line, isn't all that much different.

One of the nice features of voice-to-digital-to-anything is that there's a computer on both ends. If the receiving station gets a garbled transmission—even as little as a single character—it can automatically interrupt the transmitting computer and require a repeat.

Of course, just as it took many years for the "oldtimers" to acknowledge the superiority of SSB compared to AM, it will take many years for a new group of oldtimers to find any value in digital communications. But I can't wait for the Canadian to report the results of their digital-communication experiments, for I believe it will herald the dawn of a new era in both amateur and commercial communications. I would like to get the opinions of readers in both the computer and communications end of things regarding digital communications. If we get enough of a response, we'll consider it a survey and summarize the comment in a future

column. You can write to me c/o **Radio-Electronics**, 200 Park Ave. South, New York, NY 10003. **R-E**



"What's my excuse? Well, for one thing ... my homemade fuzz-buster didn't work!"

4½ DIGIT PORTABLE RESOLUTION.



We make a case for it.

There are times when a 3½-digit multimeter just can't cut it. When you really need resolving power, you need a 4½-DMM. For example, if you're measuring a 15VDC supply, you can see every millivolt of change on a 4½-digit instrument. But a 3½ won't show a change of less than 10 millivolts.

The Model 945 packages the resolution of a full-function 4½ into a convenient calculator-style case. With simple one-hand operation, 100

In fact, we make two cases!



hours disposable battery life, and the high-contrast LCD readout, the 255 is an unbeatable instrument for the field.

The Model 255 does double duty. It is a portable instrument, operating 100 hours in the field on rechargeable

NiCad batteries. Plus its AC line operation, additional accuracy and front-panel configuration give you the added performance of a laboratory/bench instrument.

For immediate delivery, demonstration, or instrumentation catalog, just contact your local Data Precision distributor or call:

(800) 343-8150
(800) 892-0528 in Massachusetts.

Maintaining the Integrity of Measurement.

The leader in 4½ digit multimeters.

Model	Accuracy	DCV	ACV	Current	Ohms	Frequency Response	AC-DC Converter Type	Price (USA)
945	± .05%	10 μ V-1000V	10 μ V-700V	10nA-2A	10m Ω -2A	Average Sensing	1kHz	\$265
255	± .03%	10 μ V-1000V	10 μ V-500V	10nA-2A	100m Ω -2A	Average Sensing	1kHz	\$295
245	± .05%	100 μ V-1000V	100 μ V-500V	1 μ A-2A	100m Ω -20M Ω	Average Sensing	50kHz	\$385
248	± .05%	10 μ V-1000V	10 μ V-500V	10nA-2A	100m Ω -20M Ω	RMS Sensing	20kHz	\$385
258	± .05%	10 μ V-1000V	10 μ V-500V	10nA-2A	100m Ω -20M Ω	RMS Sensing	20kHz	\$355

DATA PRECISION
DIVISION OF ANALOGIC CORPORATION

Data Precision Division of Analogic Corporation, Electronics Avenue, Danvers, MA 01923 (617) 246-1600, TEl EX (0650) 921819.

COMPUTER CORNER

Computers in education

LES SPINDLE*

NO MATTER WHO YOU TALK TO, THE topic of computers in education seems to be steeped in controversy nowadays. Advocates of computer literacy emphasize the importance of computers to modern lifestyles and insist that schools must supply that knowledge in the classroom; detractors argue that more emphasis should be placed on the 3 R's and less on extraneous subjects. There are those who insist that the era of a computer terminal on every desk is just around the corner, while others insist that traditional teaching methods will never give way to computerized instruction. Some teachers enthusiastically espouse the benefits to be gained from educational software, while others tremble with fear that a machine is taking over their jobs. The arguments go on and on ... but, as in most other areas of diverse opinion, the answers lie somewhere in the middle.

The use of computers in education has certainly not developed at the speed that many predicted when the CAI (Computer-Aided Instruction) concept first came into being in the late 50's. But there has been a steady growth in the use of hardware and software in the classroom. And a broader view of the whole concept is the realization that, whether in or out of the classroom, computers represent a form of learning that is applicable to all types of people. The entire revolution in information technology (including videocassettes, cable television, teletext, viewdata, and all manner of sophisticated audio/visual presentations) brings vast amounts of diverse knowledge into easy home access. Those technologies represent a form of shared knowledge that can only improve our awareness. If life is viewed as an eternal school, wherein learning is a never-ending process, modern communication technologies certainly offer the most versatile classrooms imaginable.

One of the earliest experiments with computers as a learning aid occurred at Stanford University in the early 60's. Professor Patrick Suppes led a group of educators, who developed programs wherein the school's central computers were used for student lessons, both within the university and at pilot projects

in elementary schools. The results at the university were quite gratifying: Those who studied Russian through the CAI program fared better than those who took the course in traditional classroom fashion. The elementary school tests turned out to be less effective. However, a very promising conclusion was the fact that the CAI methods did seem to improve the performance of students in less-affluent schools, where the teachers often had inferior skills.

Meanwhile, one of the most successful CAI timesharing systems was under development. At the University of Illinois, Dr. Donald Bitzer used a five million dollar grant from the National Science Foundation to develop the PLATO network. The setup consists of a large central computer, accessed through the schools via telephone lines by hundreds of PLATO terminals, mostly in public schools and universities. The terminals include a keyboard and display that presents text, graphics, and animated illustrations. The catalog of canned programs offered exceed 5,000 hours of instructional material in over 240 subject areas, ranging from first-grade reading to graduate-level law and engineering. Also offering its own

programming language, TUTOR, the system enables teachers to develop their own instructional programs.

While PLATO and other mainframe educational projects provide some versatile and effective teaching programs, the cost is often prohibitive for many secondary and elementary schools. So companies such as Digital Equipment Corp. and Hewlett-Packard have tapped the market by providing CAI courseware for microcomputers. Math programs form the bulk of what is available presently; there is a very pressing need for more and better courseware for microcomputers. The difficulty of finding programmers who have adequate knowledge of educational principles contributes to that shortage. And in true chicken-or-the-egg fashion, the lack of courseware deters the purchase of computers by schools.

Besides the cost of the large timesharing systems, there is another drawback that frequently hampers their acceptance by many teachers and school administrators. As more users come online, response time is slower. Young children become impatient if it takes too long to access a response. The effect of being ignored is much the



FIG. 1

*Managing Editor, *Interface Age Magazine*

same as if the student does not get proper attention from his teacher, due to an overcrowded classroom. Worse yet, the waste of valuable classroom time is not the ideal circumstance for efficient classroom procedures.

Another problem that occurs is the instance when a system "crashes," or otherwise can't be accessed. Whether due to interference on the phone line, temporary problems in the mainframe computer, or other deterrents, a teacher's schedule can be disrupted if a lesson can't be given as planned.

For those reasons, smaller computers used within the school system, rather than individual terminals connected to a remote network, are becoming more prevalent in the classroom (see Fig. 1). Systems such as the various TRS-80 models, Apple II, Commodore Pet and the Atari 400 and 800 systems are popular, because they combine graphic capabilities with affordability and ease-of-use. Software is available for each of those systems, often by outside vendors. Besides their use in the classroom, the systems are frequently used by parents to give their children additional educational experiences at home. Available software for them includes such subjects as computer programming, languages, mathematics, music, sociology, grammar, and most other classroom studies.

CAI courses generally fall into three basic categories: drill and practice, tutorials, and simulations. Drill and practice software function essentially as a review process. In teaching basic math, for instance, a youngster is given the problem on the CRT screen, then is asked to supply an answer. If the answer is correct, another problem is presented; if incorrect, the student is asked to try again. After making two errors, the student is given the answer. Courses in state capitals, touch typing, and other subjects present questions in a trial-and-error format.

Tutorials are generally more advanced than drill programs, offering more in-depth exposure to more complex topics. Many colleges use tutorial software for such topics as matrix algebra, science, and medicine. Most such systems come with sets of cassette tapes that have two tracks, one for audio and one for the computer. The user listens to the instructions on the audio track through the television speaker, while the data track displays written information, charts, graphs, and other learning aids on the screen. At specific points, the computer stops the tape and the user is asked to answer questions on the information presented.

Simulation programs are often used in game applications, but their usefulness is much more widespread than simple recreation. Hypothetical situations are described and the user inter-

acts with the computer, step by step, to provide solutions to problems that arise. For instance, medical students might watch as a surgical situation is being described. The students handle each phase of the operation and deal with the individual complications or unique problems that may come up. The same sort of process can apply for legal situations, equipment operations, or any other methodical process that involves making decisions.

Computers in education are neither proceeding at the break-neck pace that was originally projected, nor are they headed for the debacle that skeptics predicted. For such applications as

home study, industrial training, and self-education, there is already evidence of growth.

In actual classroom situations, computers are gradually overcoming such obstacles as the shortage of courseware and prohibitive school system budgets—and such less-obvious hindrances as resistance by teachers who fear for their jobs—but the expansion is definitely occurring nonetheless. As technology in microcomputers improves on a day-to-day basis, the devices are making inroads into every aspect of our lives. Though it's taken a little longer than expected, education will certainly be no exception. **R-E**

ADVANCE IS PROUD TO INTRODUCE

NLS Non-Linear Systems

High Quality Oscilloscopes Backed by A Two-Year Warranty

*(Exception: model MS-230 is slightly deeper, at 8.6", and heavier, at 3.6 lbs.)

MODEL	VERTICAL BANDWIDTH	DEFLECTION FACTOR	TIME BASE
MS-200	30MHz	10mV to 50V/div. 12 Ranges	0.05µ Sec to 0.2 Sec/div. 21 Ranges
MS-215	15MHz	10mV to 50V/div. 12 Ranges	0.1µ Sec to 0.5 Sec. 21 Ranges
MS-15	15MHz	10mV to 50V/div. 12 Ranges	0.1µ Sec to 0.5 Sec. 21 Ranges

MS 230



ADVANCE ELECTRONICS

THE TEST EQUIPMENT SPECIALISTS

TOLL FREE HOT LINE 800-223-0474

54 WEST 45th STREET, NEW YORK, N.Y. 10036 212-687-2224

MS 215



MS 15



The remarkable Touch Test 20 DMM. With the Touch Test 20 Non-Linear Systems introduces the 2 lb. 4 oz. test lab. Now, with 20 key test functions at your fingertips (plus the ability to measure 10 electrical parameters and 44 ranges), you can take one lab to the field instead of a cumbersome collection of individual testers.

The new Touch Test 20 DMM features:

- Built in temperature measurement (including probe; F° and C°)
- Capacitance measurement
- DC Voltage (200 MV - 1000V)
- AC Voltage (200 MV - 1000V)
- DC Current (200 µA - 10A)
- AC Current (200 µA - 10A)
- Resistance (200 Ω - 20MΩ)
- Diode Test

Call For Special Introductory Price Offer



Non-Linear Systems' trio of mini-oscilloscopes are accurate, affordable, portable. And there's one to match nearly every budget and need. Standard features on all models include an input impedance of 1 megohm with 50 pF; maximum input voltage of 350V; trigger modes in auto, internal, external and line; slope that's + or - selectable; graticule (4x5 division of 0.25" each); dual power sources operating either internally from rechargeable lead acid batteries or externally from 115 VAC or 230 VAC (50-60 Hz) via plug-in transformer; handy size (2.9"H x 6.4"W x 8.0"D) and weighs just 3 lbs.*

Check the chart below for details of model features and specifications.



The remarkable Touch Test 20 DMM. With the Touch Test 20 Non-Linear Systems introduces the 2 lb. 4 oz. test lab. Now, with 20 key test functions at your fingertips (plus the ability to measure 10 electrical parameters and 44 ranges), you can take one lab to the field instead of a cumbersome collection of individual testers.

- The new Touch Test 20 DMM features:
- Built in temperature measurement (including probe; F° and C°)
 - Capacitance measurement
 - DC Voltage (200 MV - 1000V)
 - AC Voltage (200 MV - 1000V)
 - DC Current (200 µA - 10A)
 - AC Current (200 µA - 10A)
 - Resistance (200 Ω - 20MΩ)
 - Diode Test

STATE OF SOLID STATE

A look at MOS and CMOS technology

ROBERT F. SCOTT, SEMICONDUCTOR EDITOR

The past two or three years have given us many advances in the field of power semiconductors. Among those developments are increases in operating voltage, operating frequency, and switching speed. The advances in semiconductor technology were needed to keep up with those in power control, switching-type power supplies, Class-D switching-type hi-fi power amplifiers, and other applications requiring fast, efficient transistors capable of handling high voltages and current.

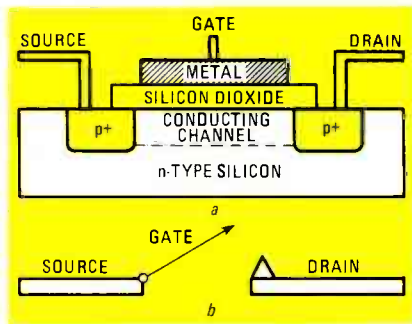


FIG. 1

It all began with the MOS (Metal-Oxide Semiconductor) technology that gave birth to the MOSFET (MOS Field-Effect Transistor). In the MOSFET, a metal-gate electrode is placed on a silicon dioxide insulator as shown in Fig. 1. The drain and source are carrier-doped $p+$ regions in the n -type silicon substrate. Normally, that type of MOSFET acts as an open circuit between the source and drain until a negative voltage is applied to the gate. When that happens, a conducting channel of positively charged holes permits current to flow between the source and drain. (Holes are the absence of electrons. The current carried between source and drain is equivalent to conduction by positive charges; thus p -type conduction through a p channel.) Hole conduction is enhanced (increases) as V_{GS} is made more negative.

An FET of the opposite polarity (called n -channel—for n -type conduction) can be made so current is conducted between source and drain by electrons when a positive voltage is applied to the gate.

Both n - and p -type FET's can be fabricated on the same chip to form a CMOS (Complementary MOS) or COS/MOS

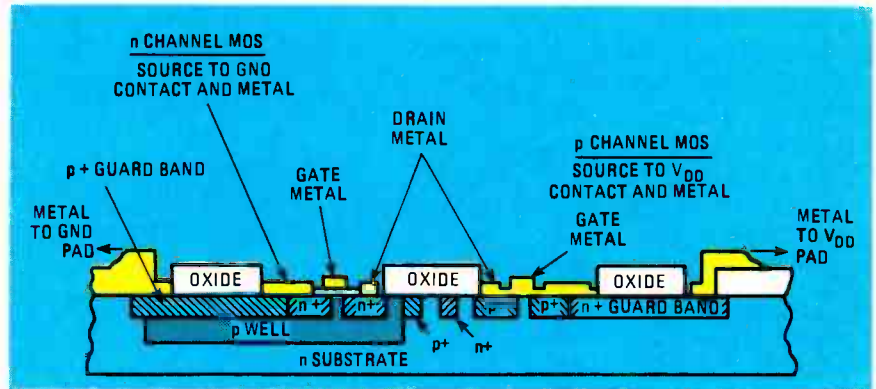


FIG. 2

(Complementary-Symmetry MOS—an RCA designation) structure.

CMOS devices are most widely used as logic elements with p -type and n -type MOSFET's connected in series on the same chip as shown in Fig. 2. The devices are normally fabricated on n -type silicon material that serves as the substrate for all of the p -channel MOSFET's $p+$ channels, diodes, and resistors. A lightly doped p well is diffused into the n -type base material. Guard bands surround the n -channel and p -channel MOS devices to prevent leakage between them. The $p+$ guard band on the n -channel device serves as the internal ground or V_{SS} bus. The $n+$ guard band serves as a bus connecting the V_{DD} supply to all p -channel devices.

Figure 3 shows an inverted made using an n -channel and p -channel enhancement-mode FET. The gates are connected in parallel. When a voltage of given polarity is applied to the gates, only one transistor can conduct; both cannot conduct at the same time. The substrate of the p -channel transistor is at V_{DD} and the substrate for the n -chan-

nel is at V_{SS} , or ground potential.

If the inverter gates are HIGH (logic "1"), the n -channel MOSFET is turned on and the p -channel MOSFET is turned off. Thus the output is LOW (logic "0"). If the input to the gates is LOW, the FET's change states; the n -channel device turns on and the p -channel device turns off. Since the CMOS device can be compared to two series-connected normally-open switches, only one of which can be closed at a time, no current can flow from the supply ground.

The quiescent power consumed by the CMOS device is extremely low—equal to the product of supply-voltage V_{DD} and leakage-current I_L . The device draws appreciable current only during the transition from logic "0" to logic "1", and vice versa. Therefore, the average current, and thus the power consumed by the device, is directly proportional to the switching.

The extremely low power consumption, and the fact that thousands of MOS devices can be fabricated on a single chip, makes possible low-cost IC's with extremely complex circuits for use in calculators, microprocessors, etc.

CMOS devices are not limited to logic applications. Gates and inverters can be used as oscillators, as well as astable and monostable (one-shot) multivibrators. An example of that is the R-C oscillator used in the circuit shown in Fig. 2 in last month's installment of this department (March 1982, issue).

With this introduction to MOS and CMOS technology, we are ready to examine some of the more recent technology advances. We'll do that in future columns.

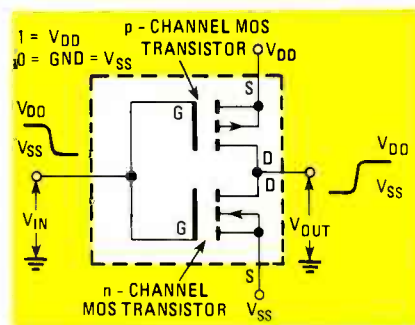


FIG. 3

ADVANCE IS PROUD TO INTRODUCE
The HITACHI Line
of High Quality Oscilloscopes
All Hitachi Instruments
Are Backed by
A Two-Year Warranty

V-202 & V352
20MHz & 35MHz DUAL TRACE
OSCILLOSCOPES



NEW

1. Square CRT with internal graticule (illuminated scale)
2. High-accuracy voltage axis and time axis set at $\pm 3\%$ (certified at 10^0 to 35°C)
3. High-sensitivity 1mV/div
4. Low drift
5. Dynamic range 8 div.
6. TV sync-separator circuit
7. Built-in signal delay line (V-352)
8. X-Y operation
9. Sweep-time magnifier (10 times)
10. Trace rotation system
11. Fine-adjusting, click-positioning function

ADVANCE ELECTRONICS


THE TEST EQUIPMENT SPECIALISTS

TOLL FREE HOT LINE
800-223-0474



54 WEST 45th STREET, NEW YORK, N.Y. 10036 212-687-2224

AT LAST A 100MHz OSCILLOSCOPE
WORTH WAITING FOR
WITH NO WAITING



CALL FOR
INTRODUCTORY
OFFER

HITACHI
100MHz
OSCILLOSCOPE
MODEL V-1050

- 20kV CRT supply
- Large, bright 8 x 10 cm screen
- Four-trace operation (Ch1, Ch2, A trigger, B trigger)
- High sensitivity 500 $\mu\text{V}/\text{div}$ (5MHz)
- High accuracy $\pm 2\%$ ($+10^{\circ}\text{C}$ to 35°C)
- Alternate timebase operation
- Full TV triggering

IN STOCK FOR
IMMEDIATE DELIVERY

CRT.
 Type Hitachi 150BNB31 rectangular metal type tube with 20kV acceleration potential and metal backed phosphor

VERTICAL DEFLECTION (Identical Channels)

Bandwidth and Rise Time
 DC to at least 100MHz and rise time 3.5ns or less. DC to at least 5MHz and rise time 70ns or less at 10 X magnification. Lower -3db point, AC coupling 10Hz or less. 10x probe: 1Hz or less.

HORIZONTAL DEFLECTION

Time Base A
 20ns/div. to 0.5s/div. in 23 calibrated steps, 1-2.5 sequence. Uncalibrated continuous control between steps 1: < 2.5
Time Base B
 20ns/div. to 50ms/div. in 20 calibrated steps 1-2.5 sequence. 10x mag extends fastest sweep rate to 2ns/div.
Calibrated Sweep Delay
 Continuous calibrated control between 0.5 and 10x time base A setting.

V-550B 50MHz, DUAL TRACE DELAYED SWEEP
PORTABLE OSCILLOSCOPE



Delayed sweep permits 1,000 X Magnification

Variable Hold-off Circuitry Facilitates Pulse Measurement

- Large, Bright 8 x 10cm Screen
- High Sensitivity 1mv/div (10MHz)
- 5 ns/div Sweep Rate
- 3rd Channel Display (Trigger View)
- Variable Trigger Hold-off
- Full TV Triggering
- Single Sweep
- Automatic Focus Correction

SERVICE CLINIC

An unusual overvoltage-protection circuit

JACK DARR, SERVICE EDITOR

A READER WROTE IN ABOUT A PROBLEM in an RCA CTC-74AA chassis. Looking it up, I found that the set was a solid-state 1976 model with an unusual feature—it used an electro-mechanical relay in the overvoltage-protection circuit. Of course, that was the circuit that was giving the reader problems. I thought the circuit was unusual enough to merit discussion here.

The complete circuit is shown in Fig. 1. The relay is a DPDT type. One set of contacts is connected across the PTC (Positive Temperature Coefficient) thermistor that is in series with the primary of the power transformer. The second set of contacts is in the +174-volt DC supply line to the horizontal-output stage. The action of that circuit involves some very critical timing.

At turn on, the relay's contacts are open. Having a positive temperature coefficient, the thermistor has a low resistance, about 15 ohms, when cold. As things heat up, its resistance rises rather quickly. When power is applied, the thermistor conducts just long enough to allow a pulse of AC to reach the primary. That, of course, generates a DC pulse in the secondary.

The DC pulse develops the +174-volt DC source voltage. That is dropped to about +40 volts by the 8200-ohm resistor and is fed to the relay coil. Incidentally, that is a 2000-ohm coil and only a few milliamps are required to energize the relay.

The fun begins when the pulse reaches the coil, energizing the relay.

Both sets of contacts close. The ones across the thermistor short it out, allowing the full AC voltage to be applied to the primary. The other set of contacts connect the DC supply with the horizontal-output stage, and we're off and running.

The most interesting part of this scheme is the overvoltage-protection circuit. There is a Zener diode connected between the +40-volt line and the base of Q201. That transistor's collector and emitter are connected across the relay coil. Normally, Q201 is cut off and has no effect on the relay's operation. But if the DC voltages go too high, the Zener diode conducts. That applies a voltage to the base of the transistor causing it to conduct and short out the relay's coil, which opens the contacts. The open contacts in the high-voltage supply kills the high voltage and the sweep, and the open contacts across the thermistor put the thermistor back in series with the primary. Putting the thermistor back in the circuit almost instantly drops the voltage to the primary to about 2-volts AC. Thus, the horizontal-output stage, the high-voltage supply, and the power transformer are protected by this circuit.

The problem that the reader who brought the circuit to my attention had was that the relay did not close. He noted that when the set was first turned on, the pulse *did* appear on the +40-volt line, but that the voltage dropped rapidly to zero. The presence of the pulse is the first thing that should be

checked. If it is there, but the relay does not close, you should check the coil for continuity or an open ground connection. If the coil is good, check Q201 for a short, because that could also keep the relay from energizing; also check the Zener. If you are unsure whether that section is the cause of your problem, try pushing the relay contacts closed, using an insulated tool. If the set works, you can be certain that you are on the right track.

One final note, in the Sams *Photofact* schematic for the set (No. 1599-2), the relay is drawn in the *energized* state with the contacts *closed*. Be careful, because that can confuse you; I was confused for a moment.

It's a very interesting circuit and, fortunately, one that should be quite easy to service. Have fun! R-E

SERVICE QUESTIONS

POWER TRANSFORMER NEEDED

I need a power transformer for an Allied 83 YU 146 scope that uses a 5CP1 CRT, and can't get it from Allied Radio. Can you help me?—A.Y., Beaver Dam, WI

A Triad R45C should work nicely. It has a 400-0-400-volt B+ secondary and an 800-volt HV secondary. In most scopes, the HV secondary is tied to one end of the B+ winding to produce +1200 volts and, while the 5CP1 is a PDA (Post Deflection Acceleration) type, it doesn't require that high voltage—the B+ alone should do the job.

The transformer also has a 5.3-volt secondary winding rated at 0.6 amps; that should power the heater.

You've got a good old scope, and it should give you good service for a long while.

INTERMITTENT PREAMP

Eight years ago I built a Dynaco PAT-4 preamp from a kit and until recently it's worked fine. Lately, the left phono-input has gone dead about every three or four months. I traced the problem to the first preamp stage (Q1 and Q2). When I touched a screwdriver to the base of Q2, I got a "pop" and the circuit came back to life. I've resoldered all the connections on the PC board, but the circuit still dies from

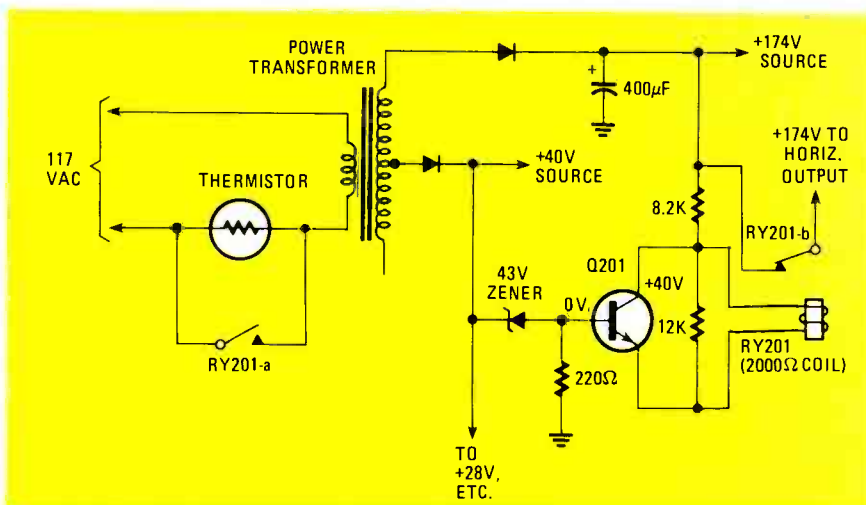


FIG. 1

time to time and has to be revived with the screwdriver. Do you have any ideas?—J.F., Manitowoc, WI

You've already done one of the things I would have suggested—bad solder joints are frequently the cause of intermittents. The other major case is intermittently open low-voltage electrolytic capacitors used for coupling. Your problem could be C1 at the input of this stage, or C4 at the output. Don't rely on testing the capacitors outside the circuit—I've found that the heat involved in desoldering them sometimes heals the open joint. I'd suggest that you replace one or both of them and see if that doesn't help.

SONY REGULATORS

Sergeant R. Hendricks writes from Germany that he has discovered something about Sony voltage regulators. He says that, after replacing bad parts, he checks the regulators without the set load. Under those conditions, the B+ voltage rises to almost the full supply-voltage. Hooking a 1500-ohm, 20-watt resistor between B+ and ground will allow you to verify that the regulator's operating properly.

TRIPLER PROBLEM

I got a Sylvania CX4161W with no vertical sweep and fixed that problem but then had had retrace lines. I couldn't get them out by reducing screen voltages, etc., so I returned the set to its owner.

Two days later he called and said it was making a "snapping" sound. I found that the tripler had a hole burned in its underside and was arcing to ground. Changing the tripler fixed that and the retrace problem. I never heard of that happening, but it did.—Bill Draeb, Kewaunee, WI

Neither have I, Bill, but I'll believe anything at this stage of the game!

LOSS OF HIGH VOLTAGE

I just saw your reply to R.A.H. of Fort Hood, TX on the loss of high voltage, where the neon lamp near the high-voltage rectifier glowed (Radio-Electronics, May, 1980). Your answer was correct, but you may have overlooked one thing. In many cases like that, look for an open horizontal-yoke winding, especially if all of the high-voltage tubes are OK. Unplugging the yoke will restore the high voltage on most GE and Zenith sets, but not Sears, Sylvania, etc. If the neon lights, it eliminates the flyback and tubes, and points to the yoke as the problem. Hope this works!—Bill Suhy, Stratford, CT

TUBE BREAKER

A Quasar TW-934 came in with the 6LF6 tube dead and the glass envelope broken. I checked several things, replaced the tube, and sent the set back. Two weeks

UNIVERSAL OSCILLOSCOPE PROBE

From Your Probe Specialists

Switchable X1 and X10 Attenuation Factor

MODEL SP100

ONLY \$39⁰⁰

(Competitive probes sell for as much as \$150.00)

KEY ADDITIONAL FEATURES:

- 100 MHz bandwidth • Sharp heavy duty tip (BNC pin diameter)
- Break resistant center conductor
- Slender, flexible cable • 1.5 meters
- Wide compensation range • Fits all scopes
- Ground reference can be activated at tip
- Includes SPRUNG HOOK, I.C ADAPTOR, BNC ADAPTOR, INSULATING TIP and TRIMMER TOOL accessories

Send for our FREE brochure today!

ORDER YOURS TODAY! 24 hr. delivery. **SATISFACTION GUARANTEED** or complete refund if returned within 10 days after receipt.

P.O. BOX 2113, LA JOLLA, CA 92038

NOTE: Check or money order must accompany each order except where credit approval previously received. Postage and handling included in price. Add 6% sales tax for California delivery.

TEST PROBES, INC. TPI

COLINE U.S. SALES & STOCKING SOURCE

Your Probe Specialists

CIRCLE 40 ON FREE INFORMATION CARD

Plug in the capacitor, push the appropriate range button, and read the value to 0.1% accuracy. With the Data Precision Model 938 digital capacitance meter it's that easy. The 8 easy pushbutton ranges cover 0.1 picofarads to 1999 microfarads, and the exclusive "Δcharge/Δvolt" measurement circuit (patented) holds its ±0.1% basic accuracy for a full year. A 0.5" high liquid crystal display is easy on the eyes and easy on the battery — up to 200 hours operation on a standard 9V battery. The Model 938's small size and light weight make it easy to carry where you need it.

But best of all, it's easy on the budget — only \$219.00 (USA) — complete with a 2-year warranty. Just what you expect from Data Precision.

Available from stock at all Data Precision local distributors.

Capacitance Made Easy—\$219.

Contact your local Data Precision distributor or phone: (800) 343-8150, in Massachusetts, (800) 892-0528.

DATA PRECISION[®]
DIVISION OF ANALOGIC CORPORATION

Data Precision Division of Analogic Corporation, Electronics Avenue, Danvers, MA 01923, 617 246-1600 TELEX (0650) 921819.

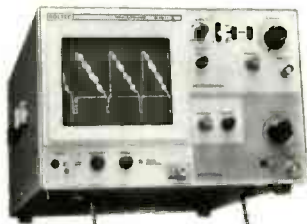


Pat. No. 4,243,933

CIRCLE 37 ON FREE INFORMATION CARD


Pana Scopes

from **SOLTEC**
CORPORATION




\$495

w/probe 15MHz, Single Trace,
1mV/Div to 2V/Div,
11 Ranges, Auto Fix Triggering




\$595

w/probes 15MHz, Dual Trace,
1mV/Div to 2V/Div,
11 Ranges, Auto Fix Triggering



\$695

w/probes 20MHz, Dual Trace
1mV/Div to 2V/Div,
11 Ranges, Auto Fix Triggering



\$895

w/probes 30MHz, Dual Trace,
1mV/Div to 2V/Div
11 Ranges, Auto Fix Triggering

... in stock now at your local
SOLTEC DISTRIBUTOR
SOLTEC
CORPORATION

11684 Pendleton St., Sun Valley, CA 91352
Toll Free: 1-800-423-2344
or, in Calif. 1-213-767-0044

later, back it came—again with a dead 6LF6 and broken glass. All my readings are in the ballpark. Something's causing this problem, but I don't know what.—C.H., Alplaus, NY

This isn't a new complaint—some of the older RCA's used to have it, along with other sets. The most likely cause is a failure of the horizontal drive to the grid of the 6LF6. That will make the tube draw a tremendous current, over heating it to the point where the envelope shatters.

Check the whole horizontal-oscillator circuit—especially the connection between the plate and the 6LF6's grid. Tap on things and look closely for any signs of a bad solder-joint.

Also, find out from the owner whether the set failed at turn on, or after it had been playing a while. If it quit when it was turned on, the oscillator may not be starting. Replace C23 and C24, the feedback capacitors across the oscillator coil.

INTERMITTENT VERTICAL SWEEP

I have a vertical sweep problem in this Admiral 2K2084. I've replaced all of the capacitors in the vertical sweep circuit, but about 10% of the time you only get a horizontal line when the set comes on. When I try to take readings, the set begins to operate normally. I've used new tubes, etc. What is going on?—J.C. Whittier, CA

It sounds like you have an intermittent solder joint somewhere in the feedback loop between the plate of the vertical-output tube and the grid of the oscillator tube. When you touch it with the test equipment, the tiny transient you cause "fixes" the bad joint. Start at the plate of the vertical-output tube and go through the whole circuit, resoldering every joint. This may be a shotgun method, but sometimes it's the best way to handle something like this. There aren't that many parts in this circuit anyway. Also, flex the PC board in this area, a hairline crack could cause the same problem.

DARK BAR

This Quasar TS-938 has a dark vertical bar near the left side of the screen. Also, if left on for a short period of time (about 2 minutes), D-12 in the power supply shorts. Changing the DA-F panel did not help.—W.D., Kewaunee, WI

That has happened before. The cause seems to be leakage or internal arcing in the high-voltage rectifier; that generates a burst of RF that blanks the raster. The cure is to try a new rectifier.

On the diode that keeps blowing, make sure that the replacement is a fast recovery type. That sounds like a typical case of using the wrong type of diode in a horizontal-frequency circuit. The wrong kind of diode usually lasts about 2 minutes or less.


R-E

A 10 HOUR TAPE RECORDER WAS \$125.00
NOW only \$95.00* LONG PLAY

Modified Panasonic Slimline high quality AC-DC Recorder provides 5 continuous hrs. of recording & play back of top quality sound on each side of cassette for a total of 10 hrs. Built-in features include:

- Voice level control
- Auto. tape stop
- Digital counter, etc.

TDK DC-180 Cassette included.



PHONE RECORDING ADAPTER

Records calls automatically. All Solid state connects to your telephone jack and tape recorder. Starts recording when phone is lifted. Stops when you hang up.

\$24.50*

FCC APPROVED

VOX VOICE ACTIVATED CONTROL SWITCH

Solid state. Self contained. Adjustable sensitivity. Voices or other sounds automatically activate and control recorder. Uses either recorder or remote mike.

\$24.95*

*Add for ship. & hdg. Recorder \$4.00 Cal. Res. add tax. Mail \$1.50 ea.—Recorder, M/C, cod's ok. Qty. disc. avail. order, VISA, M/C, Free data. Dir. inv. Money back guar. Dept. 9335 Lubec AMC SALES, Box 928, Downey, CA St., (213) 902-4190 869-8519

CIRCLE 59 ON FREE INFORMATION CARD

EQUIPMENT REPORTS

continued from page 24

were somewhat difficult to read. Also, bear in mind that "copy does *not* mean carbon. Using sheets of letter-size paper, the original and two NCR (No Carbon Required) copies just barely slipped through. The original and three NCR's required considerable care to load. Unless a Mylar carbon film was used it was somewhat difficult to make "carbon copies" using single sheets because it was difficult to load single sheets interspersed with ordinary carbon paper. Paper rolls that consisted of factory interleaved original, carbon and "second sheet" (copy) were more convenient because they fed through smoothly and without any bother. Actually, roll paper proves the most convenient to use; and it's certainly inexpensive if you purchase the ordinary teletype-paper grade.


One nice feature is that the paper can be rolled backwards or forwards whether the power is on or off. Typical of matrix printers, the print line is low, out of sight. If you print one line you can roll the paper forward to check copy and then roll it back for additional printing; it's not necessary to turn off

continued on page 154

NEW PRODUCTS

For more details use free information card inside back cover.

WIRE-WRAPPING TOOL, model P184-1 uses Vector's patented Slit-N-Wrap concept, which permits wrapped-wiring without measuring, cutting, or stripping. Tefzel-insulated 28-gauge wire is routed through the tool's center past a knife-edge in the bit where the insulation is split lengthwise. As the tool is rotated on the post, the insulation parts, making a gas-tight, metal-to-metal contact with the post.



CIRCLE 131 ON FREE INFORMATION CARD

A 50-foot spool of wire permits about 200 daisy-chained or 150 post-to-post seven-turn wraps, with an average lead length of two inches. The 300-foot spool gives up to 1200 daisy-chained or 900 post-to-post terminations. The wire is available with black, blue, green, red, white, and yellow Tefzel insulation.

The model P184-1, with a 50-foot spool, is priced at \$39.00. The optional 300-foot spool bracket is \$12.40. Packages with two 50-foot spools of Tefzel insulated wire are \$5.67, while 300-foot spools are \$15.73.—**Vector Electronic Company**, 12460 Gladstone Avenue, Sylmar, CA 91342.

RF MODULATOR, model VV-470P, takes the audio and video signals from the satellite receiver, modulates an RF carrier and outputs the RF signal on a standard 75-ohm "F" connector—for viewing on



CIRCLE 132 ON FREE INFORMATION CARD


Channels 3 or 4. The interface circuit is compatible with a wide variety of satellite receivers.

A unique feature of the model VV-470P is the independently controlled audio-video levels. If the user receives a strong/good video signal, the audio can be strength-

MICROWAVE TV CONVERTERS

MODEL DCV-1-A

DOWN CONVERTER/ANTENNA COMBINATION



- 2 MICROWAVE PREAMP STAGES for maximum gain
- ONE PIECE CONSTRUCTION simplifies installation
- ALUMINUM AND ZINC PLATED STEEL for durability
- BUILT IN A/B SWITCH with more than 95dB isolation
- 2.1-2.6 GHz Covers all ham, commercial and ITFS channels

Years of enjoyment are yours with our model DCV-1-A. Two preamp stages coupled with the yagi antenna/housing provide a typical system gain of 53dB.

YOU GET: 75" download
3' jumper
300 ohm matching transformer
detailed instructions

ASSEMBLED & TESTED
LIST - \$176.00

**ONLY
\$149.95**

INTRODUCTORY PRICE

WE CARRY A COMPLETE LINE INCLUDING PARABOLICS

DEALER INQUIRIES INVITED

TRITON
MARKETING CORP.

1933 ROCKAWAY PARKWAY
BROOKLYN, N.Y. 11236

212-531-9004

Keep magazines, catalogues, journals NEAT AND ORGANIZED in home, office, workshop!

End Clutter! Find it fast —
the first time with handy, husky,
heavy duty fiberboard

SHELF FILES

Eliminate the mess of loose magazines, catalogs and newspapers. Find what you want when you want it by using these handy shelf or desk top files. Adhesive ID labels included.



6 POPULAR SIZES AVAILABLE

From digest size to newspaper size!
Popular letter and magazine size (9" x 11½", 3¾" box width) — 8 for \$13.59, 25 for \$31.95 prepaid. Sturdy, heavy-duty fiberboard will last for years! Charge it! Call or mail coupon today.

Professional Aids Co., Suite 132

3685 Commercial Ave., Northbrook, IL 60062 312/291-0558

Please rush postpaid Fiberboard Desk and Shelf Files as checked below.

How Many	Qty.	Size	Price	Total Price
	8	Letter Size	\$13.59	
	25	Letter Size	\$31.95	

Check for Free Catalog

I enclose \$_____ full payment. Ship postpaid.

Charge it to Visa Mastercharge TOTAL: _____

Acct. No. _____ Exp. Date _____

Name _____

Address _____

City/State/Zip _____


Illinois Residents add 6% Sales Tax, please. Other sizes from digest to newspaper available.

CIRCLE 44 ON FREE INFORMATION CARD

The FEATURES you want in a

20 MHz DUAL TRACE OSCILLOSCOPE

DC-20 MHz dual trace @ 5mV to 10V/Div on 11 ranges. Operating modes Ch 1, Ch 2, dual, add, sub., chop, X-Y. Sweep Time 0.5 μ sec to 0.5 sec/Div on 19 ranges plus X5 mag. 5 trigger selections; 3 filters; auto free run; TV-V/H. 5 1/2" rect. CRT with internal graticule and 2kV acceleration. TTL intensity modulation. Switching regulator power supply. Comes complete with two 10:1 hook-on probes. Detachable 3 conductor AC cord, spare fuses, and full one year ltd. warranty.



MODEL 6020

At PRICES you can AFFORD!

	1-9 Ea.	10 up Ea.
MS-6020 Described	\$649.00	\$585.00
MS-6021 with Delay Sweep	699.00	630.00
MS-6120 with Built-in 3 1/2 DMM	765.00	690.00

Available at selected distributors
or write/phone:

NORTH AMERICAN  **SOAR corporation**


1126 Cornell Avenue
Cherry Hill, NJ 08002
Tel. (609) 488-1060

CIRCLE 31 ON FREE INFORMATION CARD

ened easily to complement the video signal.

Differential gain errors are minimized, thus decreasing the effects of chrominance disturbance, and adjacent-channel interference is also minimized, virtually eliminating cross-talk. The front-panel controls are easy to operate, and the size is compact: 4 1/8 x 3 1/4 x 8 1/4 inches. The model VV-470P is priced at \$121.00.—**Showtime Video Ventures**, 2715 5th Street, Tillamook, OR 94714.

COUNTER/TIMER, model 310, has five-functions and two-channels, and measures frequency, period, unit, frequency-ratio, and time. It has four gates times from 10 milliseconds to 10 seconds. The 8-digit display is 1/2-inch LED's. Stable triggering is assured from DC to the limit of all ranges, and there are also self-test features.



CIRCLE 133 ON FREE INFORMATION CARD

There is a two-step prescaler for frequency measurement. Input impedance is 1 megohm for direct and first prescaler, and 50 ohms for second prescaler. Sensitivity for the sine wave is 35 millivolts RMS across all ranges. There is a two-step low-pass filter, two-step attenuator, AC or DC coupling select for the 1-megohm input, and trigger-level control with an LED indicator.

Both channels have trigger outputs. By monitoring this output on an oscilloscope, a precise trigger point can be selected, and stable and accurate triggering can be assured for complex waveforms.

The time base is a one-part-per-million, trimmable, modular TCXO. There are 1-MHz and 10-MHz time-base outputs provided. Those time-base outputs can be connected to the inputs to test the front end, or they can be used as signal sources for other equipment. There is a test mode which applies the time base internally to the counter section, and verifies the operation of the time base and logic, apart from the front end.

The model 310 is priced at \$420.00.—**FSI**, 1894 Commercenter #105, San Bernardino, CA 92408.

LOG AMPLIFIER, model LPA-1305, is designed primarily to detect audio signals and eliminate the need for computations of voltage levels to relative dB levels, normally associated with swept-frequency measurements. The unit is compatible with



CIRCLE 134 ON FREE INFORMATION CARD

Test computer terminal CRTs

with a B&K-PRECISION portable CRT analyzer



Model 467
\$495

Now you can save time and reduce call-backs by field testing most any monitor or computer-terminal CRT. The B&K-PRECISION 467 CRT restorer/analyzer provide a definite "yes or no" answer to tube condition on an easy-to-read meter. It offers fast set-up and testing and measures true dynamic beam current. All CRTs are checked identically—including all color "in-line" and "one-gun" types. Checks virtually all types of terminal CRTs.

In addition, the 467 offers a powerful digitally controlled CRT restoration method so that you'll be able to extend the life of many "bad" CRTs and guarantee results.

- Exclusive multiplex technique tests all three guns of a color CRT simultaneously
- Exclusive circuit tests focus-electrode lead continuity
- Obsolescence proof: perpetual set-up charts available
- Improves profitability by reducing call-backs—repair a terminal in one trip instead of two!
- Entirely self contained; weighs only 10 pounds

For additional information and the name of your local distributor, call toll-free 800-621-4627.

BK PRECISION
DYNASCAN CORPORATION

6460 West Cortland Street
Chicago, Illinois 60635 • 312/889-9087

Int'l. Sis., 6460 W. Cortland St., Chicago, IL 60635
Canadian Sales: Atlas Electronics, Ontario

CIRCLE 39 ON FREE INFORMATION CARD

most low-frequency sweep generators.

The *model LPA-1305* is used to convert a linear frequency-response envelope to a logarithmic DC output, enabling relative dB values to be measured directly from a linear scale, such as an oscilloscope graticule. After setting the amplifier's attenuator controls, a standard linear scale may be calibrated to equal increments of dB values.

The unit features linear or logarithmic amplitude operation and a 20-Hz to 300-kHz bandwidth over an operating input range of -70 dBV to +40 dBV. There are three adjustable frequency markers and a built-in linear-detector circuit, which has a switchable fast/slow response time for average readings of noisy waveforms. The human-engineered front-panel design insures simple operation, making the device well suited for the production line, as well as for design environments. The *model LPA-1305* is priced at \$440.00.—**Leader Instruments Corporation**, 380 Oser Avenue, Hauppauge, LI, NY 11788.

VOLTAGE & CONTINUITY TESTERS. *model 202* and *model 203* are AC/DC and provide basic voltage and continuity testing with burn-out and overload protection. They cover all commonly encountered needs in the home, farm, car, boat, and most shop electrical work. These portable units may be operated on one 1.5-volt battery.

The continuity function may be used to obtain an approximate circuit-resistance reading. The meter deflection is merely referenced to an auxiliary chart to estimate



CIRCLE 135 ON FREE INFORMATION CARD

the resistance of the circuit.

The voltage ranges of the *model 202* (shown at right in photo) are 12, 24, 120, 240 VAC, 1.5, 6, 9, 12, 22.5 VDC. Its continuity ranges are 0-150,000 ohms (approximately 10,000 ohms at half scale). Overload protection is automatic on all ranges up to 250 volts.

The voltage ranges of the *model 203* (shown at left in photo) are 1.5-480 VAC or VDC, and its continuity ranges are 0-100,000 ohms (approximately 7000 ohms at half scale). Overload protection is automatic on all ranges up to 500 volts.

The overload protection on both models is designed internally to eliminate nuisance fuse blows

ESR METER

checks electrolytics
IN-CIRCUIT and is TV shop
FIELD-TESTED:

The most fantastic instrument I've ever bought—Billings, Mt. Used it 3 months; it only missed once—Marinette, Wis. (Typical). Squeal & no sync: 3 bad caps in B+ & AGC; Many Thanks—Taos, N.M. Please ship another; very satisfied—Glen Rock, Pa. It's fantastic—St. Joseph, Mo. Please rush; heard good reports—Hicksville, N.Y. One tremendous meter—Alexandria, Minn. Send your Super meter; heard about it—N. Olmstead, Ohio. Love that ESR Meter—Acton, Mass. Used it intensively for 30 days; it's been 100% effective—Pittsburgh, Pa.

Ideal for preventive maintenance: measures electrolyte dryness & shows up intermittent opens.

60-day Satisfaction Guarantee.

Send check or M.O. or call
(313) 435-8916 for COD


Or write for free brochure to:

Creative Electronics

ESR Brochure \$ 99.00
1417 N. Selfridge postpaid
Clawson, Mich. 48017 USA & CAN.

CIRCLE 50 ON FREE INFORMATION CARD

An enclosure as good as your idea.



You've turned a good idea into a piece of equipment—now you need a good enclosure. Here's how PacTec can help you with our versatile enclosures:

- Attractive yet inexpensive.
- Durable ABS construction.
- Many sizes, colors, accessories.
- Built in bosses and slots speed component mounting.
- Available off-the-shelf from single unit to production quantities. See them at your PacTec Distributor. And ask him for your free catalog.



PACITEC Corp.
subsidiary of La France Corp.
Enterprise and Executive Avenues
Philadelphia, PA 19153 (215) 365-8400

CIRCLE 43 ON FREE INFORMATION CARD

INTRODUCE YOURSELF TO THE NEW ROBOTICS AGE™

The Journal of Intelligent Machines

Robotics Age magazine is changing. We're changing to reflect the rapid advances that are being made in the field of robotics as the industry blossoms through the 1980's. With Carl Helmers, founding editor of BYTE magazine, as its new editor, Robotics Age will bring its readers increased in-depth coverage of exciting topics such as

- artificial intelligence: the minds of machines
- new products and reviews
- learning by doing
- do it yourself domestic robots
- principles of friendly interactions
- robot environments

Robotics Age, the Journal of Intelligent Machines, is the major outlet for thought regarding the applications and innovations of an age of automation... the robots of the home, the office, the factory, and the mind. Don't miss a single issue covering this fascinating new technology.

YES! I want to introduce myself TODAY to the new Robotics Age.

Name _____ Title _____

Company _____ Address _____

City/State/Province/Country _____ Postal Code _____

	United States	Canada	Foreign
<input type="checkbox"/> 1 year (6 issues)	\$15	\$17	\$19
<input type="checkbox"/> 2 years (12 issues)	\$28	\$32	\$36
<input type="checkbox"/> 3 years (18 issues)	\$39	\$45	\$51

*US Funds on US Bank

Bill VISA MasterCard Bill me (N. America only)


Card No. _____

Exp. _____

Signature _____

Send to: ROBOTICS AGE, P. O. Box 358, Peterborough, N.H. 03458

CIRCLE 47 ON FREE INFORMATION CARD



cure the 10 most common nuisances in PA instantly




fact: These 10 problem solvers in your toolbox are like 10 new tricks up your sleeve. Or 10 hours of saved time. Or money in the bank. They make molehills out of troubleshooting mountains, without soldering, or splicing, or internal equipment modifications.

Problem: Solution:

Input Overload	A15AS Microphone Attenuator—prevents overload.
Phasing	A15PRS Phase Reverser for balanced lines.
Low-Frequency Noise	A15HP High Pass Filter—reduces low-frequency noises and proximity effect.
High-Frequency Noise	A15LP Low Pass Filter—reduces objectionable high-frequency noises.
Lack of Presence	A15PA Presence Adapter—adds intelligibility and brilliance.
Sibilance	A15RS Response Shaper—sibilance filtering, plus flattened response.
Line Level to Mic Input	A15LA Line Input Adapter—converts balanced low-impedance mic input to line level input.
Matching/Bridging/Isolating	A15BT Bridging Transformer—matches balanced or unbalanced devices of different impedances.
Trouble-shooting	A15TG Tone Generator—700 Hz signal helps check levels, connections, mixer inputs, and cables.
Microphone Impedance Matching	A95 and A97 Series Line Transformers—make it possible to connect low-impedance lines to mid- and high-impedance inputs (or vice-versa.)

Problem Solvers...by

The Sound of the Professionals®


Send for the brochure, AL280F
 Shure Brothers Inc., 222 Hartrey Ave.,
 Evanston, IL 60204.
 In Canada: A. C. Sirmmonds & Sons Limited
 Manufacturers of high fidelity components,
 microphones, sound systems and
 related circuitry.

CIRCLE 41 ON FREE INFORMATION CARD

The price of the *model 202* is \$19.50; the *model 203* costs \$24.50.—**Triplett Corporation**, One Triplett Drive, Bluffton, OH 45187.


RADAR DETECTOR, the *Fuzzbuster Informer*, uses an advanced integral detection system that picks up all types of radar—even the "off" frequency signals that other units miss entirely. It is completely automatic; there are no knobs to turn or buttons to push: simply plug it in. It is compact and light enough so that it can be visor-mounted, and it comes with its



CIRCLE 136 ON FREE INFORMATION CARD

own bracket. The suggested retail price of the *Fuzzbuster Informer* is \$129.95—**Electrolert, Inc.**, 4949 South 25A, Troy, OH 45373.

HIGH-SPEED MODEM BOARD, the *M/LINK*, is an S-100 telecommunications controller that transmits data eight times faster than any other modem available on an S-100 bus. It enables a wide range of microcomputers to talk to mainframes over a standard dial-up phone line. *THE M/LINK* accommodates error-free data transmission at 2400 bits per seconds, using the Bell 201C standard and allows alternate data and voice communications. SDLC or Bi-Sync protocols are PROM-selected at the time of installation.



CIRCLE 137 ON FREE INFORMATION CARD

Where, at 300 baud, it takes 45 seconds to fill a CRT screen, *the M/LINK*, at 2400 baud, performs the same operation in 6 seconds. It provides either DTMF (*Touch-Tone*) or pulsed line dialing, and features auto-dialing and auto-answer capability. Transmit level is -9dBm, receive level is 0 to -40dBm, and RTS/CTS delay is jumper-selected 25 or 150 milliseconds. *The M/LINK* is priced at \$1500.00.—**Micro-mation Incorporated**, 1620 Montgomery Street, San Francisco, CA 94111.

SPEAKER SYSTEM, the *Realistic Mach One* Liquid Cooled speaker (*model 40-4029*) offers 160-watt power-handling capacity and 25-20,000-Hz response. The cooling agent is "ferrofluid"—a magnetic liquid that increases power-handling capacity by improving heat-transfer away from moving driver elements. The fluid

continued on page 125

HICKOK LX304 A TOUGH Value to beat at \$99.95



Here is the truly inexpensive, high performance Digital Multimeter you've been looking for!

Lightweight, but rugged. Accurate. Precise. Reliable. Safe. Easy to hold and operate with the same hand. Made in the U.S.A.

All the super-durable, high quality professional meter you need for service and maintenance work.

- Automatic polarity, zero and overrange indication
- Easy to read 1/2" high LCD display
- 1/2 year battery life in typical use
- Withstands 4 ft. drop test
- Automatic decimal point, built-in low battery indicator, diode and transistor testing capability

Priced under \$100, the LX 304 offers the best performance per dollar.

HICKOK
the value innovator

THE HICKOK ELECTRICAL INSTRUMENT CO.
 10514 Dupont Avenue • Cleveland, Ohio 44108
 (216) 541-8060 • TWX 810-421-8286

CIRCLE 42 ON FREE INFORMATION CARD

NEW BOOKS

103 PROJECTS FOR ELECTRONICS EXPERIMENTERS, by Forrest F. Mims, III. TAB Books Inc., Blue Ridge Summit, PA 17214. 308 pp, including index; 5½ × 8¼ inches; softcover; \$8.95.

Each one of the projects in this book is devised for a particular area of electronics interest, from analog integrated circuits, digital integrated circuits, analog/digital converters and opto-electronics, through a complete range of gizmos, devices, and gadgets covering more than 30 different areas. You will find projects like miniature counters, flashers, and tone generators, as well as detailed plans for making a TTL sequence-generator; a light-activated SCR; how to use LED's as light detectors; laser diodes, voltage multipliers, and even a silicon solar cell. Written both for the novice and the experienced experimenter, there are easy-to-follow, step-by-step instructions and detailed drawings, photographs, tables, and schematics.

CIRCLE 141 ON FREE INFORMATION CARD

EARLY WIRELESS, by Anthony Constable. Midas Books, 12 Dene Way, Speldhurst, Tunbridge Wells, Kent TN3 0NX, England. 160 pp including appendix and index; 6¼ × 9½ inches; hardcover; \$19.95.

This is a collector's guide, dealing with wireless from the 19th century—when David Hughes, inventor of the microphone, inadvertently produced and detected wireless waves at his home in Great Portland Street, a stone's throw from the present headquarters of the BBC—to the 1930's.

The first section deals with "Electromagnetic Ripples from earliest times to about 1900;" the second continues the story, "From Cohers to Valves—From 1897 to the First World War;" and the third part tells what happened after the war: "Wireless Goes Public—from the first World War to the 1930's." R-E

UNPRECEDENTED SPECIFICATIONS A TECHNICIAN OR HOBBYIST CAN'T OVERLOOK!

DLP-50

DIGITAL LOGIC PROBE

WIDE FREQ. RANGE
DC to 50 MHz

MIN. DETECTABLE INPUT PULSE WIDTH
10 nsec.

HIGH INPUT IMPEDANCE
10 MΩ

WIDE POWER SUPPLY RANGE
4.5 to 30VDC

PROTECTED UP TO
±120VDC/AC

(INPUT SIGNAL)
PLUS AUDIBLE WARNING

Hi, Lo, Open / Bad
LED Indicators
CMOS / TTL Switch

Write to: Masco Electronics
P.O. Box 45922
Los Angeles, Ca 90045
Or call (213) 641-2157

ALL FOR
\$54.95

SUPPLIED WITH



DELUXE
MOLDED
PLASTIC
CARRYING
CASE



GROUND LEAD



IC-CLIP LEAD

Check or
Money order
VISA
M.C.
Exp. date

Please send me DLP-50(s) at \$54.95 each, plus \$2.95* shipping and handling. (California residence add 6% sales tax).
Total enclosed \$ _____
Name _____
Street Address _____
City/State/Zip _____
* Please add \$1.95 additional shipping charge per extra unit.

Card # _____

Signature _____

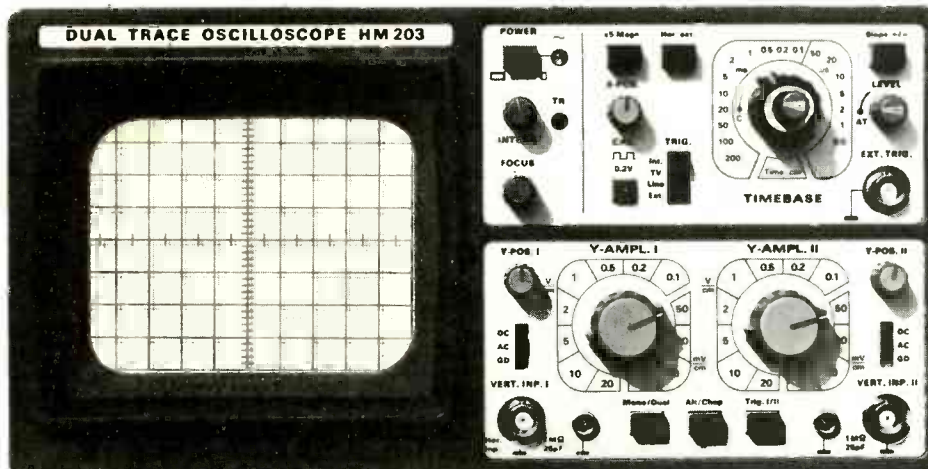
CIRCLE 46 ON FREE INFORMATION CARD

HAMEG

PRESENTS

THE NEW

HM 203



High performance
at
low cost.

\$580

(PROBES INCLUDED)

A quality scope,
made in the U.S.A.,
by a company with
over 23 years
experience.

Hameg introduces high performance at low cost in the HM 203, a full featured, highly reliable, dual trace 20 MHz oscilloscope. For only \$580, the HM 203 has specifications normally associated with higher priced scopes. Bandwidth - DC → 20 MHz • Risetime 17.5 ns • Overshoot 1% max. • Y amp range 5 mv/cm to 20 v/cm • Max. input voltage 500V • Timebase .5 μs/cm to .2s /cm • Sweep mag. x5 • Trigger 5 Hz to 30 MHz • X:Y plot • Built-in probe calibrator and more. Its sturdy construction and light weight (13.2 lbs.) make the HM 203 equally at home in the field and on the test bench.

HAMEG

88-90 Harbor Rd.

Port Washington, N.Y., 11050

Tel (516) 883-3837



CIRCLE 24 ON FREE INFORMATION CARD

APRIL 1 NEW PRODUCTS

SLOW COMPUTER, model 1861, is designed to introduce elderly victims of future shock to the world of electronics very gradually. There are 11 segregated circuits, loosely connected to a capitol, and programs must be accepted by a majority of the individual circuits before going to the capitol for implementation. Each item in a program is submitted individually, and the screen shows through

black or white LED's how the random-select/reject process is proceeding. A rejected item must be revised by the user and resubmitted. The instruction manual presents a variety of simple programs that can be loaded within three months.

Feedback from users has been enthusiastic. A shut-in reports, "It's like getting a letter every week." A retired history teacher says, "Now I really understand

why we lost the war." The model 1861 is priced at 3000 Confederate dollars.—**Slow Electronics**, Swampsides, GA (no zip number)

CIRCLE YY ON FREE INFORMATION CARD

ELECTRONIC COMFORT STATION, *The Allstate*, automatically adjusts itself to the bodily contours of the user, and provides a selectable variety of sounds, aromas, and stimulations. The special time-delay circuit cuts across subelectronic world-lines and, in effect, stops the clock. The user may spend as much subjective time in *The Allstate* as he or she desires without inconveniencing other potential patrons; to them it will seem as if the party before merely entered the station, closed the door, then immediately reopened it and emerged. There is a 12-variety, 5-speed massage unit, gender-adaptable. *The Allstate* carries a three-year guarantee and is priced at \$69.00.—**Ideal Electronics**, Erewhon Corner, Hong Kong.

CIRCLE AA ON FREE INFORMATION CARD

SOFTWARE PACKAGES including a number of utility and application programs are available from Lackluster Software (710 E. 46th St., New York, NY 10081). Among the most recently introduced offerings are:

*The Electric Eraser—A word-processing package that uncreates files and relocates them elsewhere. Your guess is as good as ours.

*SKRAM—File scrambler/unsorter. Will garbage any disk. Gives your computer something to do when you're not using it.

*Sooper Spelgurd—The name speaks for itself.

*General Lecher—An "Interlude"-like program. For dirty old men and others.

All Lackluster Software programs run—when they do—under CP/M (please specify disk system when ordering). Prices start at \$5.95.

CIRCLE XY ON FREE INFORMATION CARD

RECORD/CASSETTE PLAYER, model 69+ (The Torturer) is an enhanced version of the earlier model 69 (The Tormentor) with 16K bytes of ROD (Read Only Distortion) and 16K of RAD (Random Access Distortion), guaranteed to uglify any record or tape the user wishes to play. The popular front-panel pushbuttons ANNOYING, BRUTAL, CACAPHONOUS, DEMONIC, and EXCRUCIATING are retained in the model 69A. New features are the two kalaidoscope modes, whereby the five ranges will automatically escalate in order at preselected time-intervals, or will jump forward or back randomly. The unlabelled black pushbutton is for suicide only. The model 69+ is priced at \$333.33.—**S/M Electronics**, 666 $\mu\mu$ Lane, Atlantis.

CIRCLE XX ON FREE INFORMATION CARD

**Remember
the parts hunt
when that
transistor
terminated?**

We had it.

And we have almost everything else you need in industrial semiconductor replacements. 100,000 of them. Save time and effort by specifying Sylvania ECG® parts. For the location of your nearest distributor call toll-free: 800-233-8711.

The problem with a bad part shouldn't be replacing it.

Philips ECG

A North American Philips Company

CIRCLE 22 ON FREE INFORMATION CARD

NEW PRODUCTS

continued from page 122

also helps to control coil travel, reducing waste motion for greater linear response.

The model 40-4029 combines a 15-inch woofer (using a 32-ounce magnet), a



CIRCLE 138 ON FREE INFORMATION CARD

liquid-cooled sectoral midrange horn, and a heavy-duty liquid-cooled bullet tweeter horn in a 28¾ × 17½ × 12-inch cabinet with genuine oiled walnut veneer.

The 15-inch acoustic suspension woofer uses a four-layer voice coil, edge-

wound on a brass form. That increases the magnetic flux density for improved performance. As a result, the woofer pumps out large volumes of air: the bass can be felt down to 25 Hz. The retail price of the model 40-4029 is \$239.95.—Radio Shack, 1800 One Tandy Center, Fort Worth, TX 76102

DESOLDERING PUMP, model 7874, can be operated with one hand, and uses no external power. A spring-loaded piston creates a vacuum that removes the molten solder instantly, and double "O" ring piston seals achieve maximum vacuum in a piston stroke of under two inches. The piston is set with the thumb and released by pushbutton for maximum spring force.

The model 7874 is made of anodized



CIRCLE 139 ON FREE INFORMATION CARD

aluminum and includes a self-cleaning, no-clog teflon tip that is replaceable. It is priced at \$14.95.—Ungar, 100 W. Manville St., Compton, CA 90220. **R-E**

COMPUTERS

Complete Microprocessors line, peripherals & Terminals.	
Green 12" Monitor . . . \$149.00	SOROC IQ 135 795.00
B/W 12" Monitor 119.00	TI-99/4 379.00
Visicalc 200.00	Epson MX-80 call us
Microsoft Z/80 320.00	Color Monitor call us
IDS PRISM 80 call us	TI-810 1395.00
TI-745 1440.00	80 Column Board 299.00

Texas Instruments

Invest Anal \$ 42.00	TI-59 \$175.00
Accessories Call us	TI-55 II 39.95
TI-58C 80.00	Speak & Spell 49.95
PC100C 155.00	TI Programmer 47.95
TI BAI 39.00	MBA 49.95

HEWLETT-PACKARD

HP/125 Computer call us	HP-11C NEW call us
HP/37E 72.00	HP-12C NEW call us
HP-33C 85.00	HP-41C Mem Module 26.00
HP-34C 115.00	HP-41CV 243.00
HP-38C 114.99	HP-67 295.00
HP-41C Prog 188.00	HP-97 570.00
HP-41C Printer 285.00	Quad Ram call us
HP-41C CRD RDR 169.00	Application Pac call us
HP/85 2195.00	HP/83 1670.00

SCM TYPEWRITER SPECIALS

SCM 2200 \$284.00	INTREPID \$274.00
SCM 2500 294.00	CLASSIC 12 164.00

All units shipped in original cartons with accessories according to manufacturer's specification. Send money orders, personal check 2 weeks to clear. In Illinois add 6% sales tax. Add \$6.95 minimum shipping & handling charges per unit. We ship UPS. Subject to availability. Written warranty for specific products can be obtained free upon request. Above prices are for mail order and prepaid only. Prices and specifications subject to change without notice. Send mail orders.

Nabik's, Inc.

519 DAVIS EVANSTON, ILL. 60201 TEL 312-869-6144

Remember
the parts hunt
when that
Triac stopped
trying?

We had it.

And we have almost everything else you need in industrial semiconductor replacements. 100,000 of them. Save time and effort by specifying Sylvania ECG® parts. For the location of your nearest distributor call toll-free: 800-233-8711.

The problem with a bad part shouldn't be replacing it.

Philips ECG

A North American Philips Company

CIRCLE 23 ON FREE INFORMATION CARD

MARKET CENTER

PLANS & KITS

FREE catalog 99 cent kits. Buy 2 get 1 free. Parts, bargains galore. **ALLKIT**, 434 West 4th St., West Islip, NY 11795

OSCILLOSCOPE performance from your unmodified television for less than \$25. Super simple, accurate, practical. Order Tele-Scope circuit board and plans \$8.50. Get two for dual trace \$15. **MICROGRID**, Box 613, Ithaca, NY 14850

MICROWAVE downconverter kit \$169.00. Includes everything. Informative catalog on subscription TV products \$2.00. **J & W ELECTRONICS**, P.O. Box 61, Cumberland, RI 02864

SATELLITE TVRO parabolic aluminum dish, local materials \$500. Plans, formulas \$10.00. **WARD MICROWAVE**, Box 100, Conway, NC 27820

DECODE Morse, RTTY, and ASCII signals from airwaves with new **Code*Star**. LED readout or connect with your computer/printer. Keyboard, other items also available. Kits or assembled **MICROCRAFT**, Box 513R, Thiensville, WI 53092 (414) 241-8144

MUSICAL car horn 64 tunes. No chips to buy. Kit with case less horn, \$31.95. Factory assembled with horn, \$41.95. Add \$2.50 shipping. **ELECTRONIC SOUND**, P.O. Box 401951, Garland, TX 75040

PRINTED circuit boards from sketch or artwork. Kit projects. Free details. **DANOCINTHS INC.**, Box 261, Westland, MI 48185

CLASSIFIED COMMERCIAL RATE (for firms or individuals offering commercial products or services). **\$1.65 per word prepaid (no charge for zip code)**. . . **MINIMUM 15 WORDS**. 5% discount for 6 issues. 10% for 12 issues within one year, if prepaid.

NON-COMMERCIAL RATE (for individuals who want to buy or sell a personal item) \$1.00 per word prepaid. . . no minimum.

ONLY FIRST WORD AND NAME set in bold caps. Additional bold face (not available as all caps) at 10c per word. All copy subject to publisher's approval. **ADVERTISEMENTS USING P.O. BOX ADDRESS WILL NOT BE ACCEPTED UNTIL ADVERTISER SUPPLIES PUBLISHER WITH PERMANENT ADDRESS AND PHONE NUMBER**. Copy to be in our hands on the 26th of the third month preceding the date of the issue (i.e., August issue closes May 26). When normal closing date falls on Saturday, Sunday, or a holiday, issue closes on preceding working day.

To run your own classified ad, put one word on each of the lines below and send this form along with your check for \$1.65 per word (minimum 15 words) to:

Radio-Electronics, 200 Park Avenue South, N.Y., N.Y. 10003

ORDER FORM

PLEASE INDICATE in which category of classified advertising you wish your ad to appear. For special headings, there is a surcharge of \$10.

() Plans/Kits () Business Opportunities () For Sale
() Education/Instruction () Wanted ()

Special Category: \$10

(PLEASE PRINT EACH WORD SEPARATELY, IN BLOCK LETTERS.)

1	2	3	4	5
6	7	8	9	10
11	12	13	14	15
16	17	18	19	20
21	22	23	24	25
26	27	28	29	30
31	32	33	34	35



WERSI KEYBOARD KITS

WERSI Organs are demonstrably superior in overall performance, to ALL commercially built instruments, regardless of price. Best of all, you save 1/2 to 2/3 the cost with our easy to build kits. (Also factory assembled).

And now — after 3 years in research, the totally unprecedented "Pianostar" electronic piano (and much more!) has been unveiled to international raves!

You have to hear it to believe it! Explore the exciting world of WERSI, Free information package.

Call free, 24 hrs.: 1-800-233-3865

(in PA call: 717/299-4327, 9-5)

Ask for "WERSI DATA PAK #M33"

Please specify Piano or Organ

FREE KIT Catalog

FUNCTION GENERATOR KIT \$59.95
Auto-Ranging Cap-meter kit \$79.95

contains
TEST &
EXPERI-
MENTER'S
EQUIP.

Phone 415 - 447 - 3433

Write or Phone for FREE CATALOG.
Average 1 minute Saturday call is 21¢.

DAGE SCIENTIFIC INSTRUMENTS
BOX 1054R LIVERMORE CA 94550

CABLE TV converters and equipment. Plans and parts. Build or buy. For information send \$2.00. **C & D ELECTRONICS**, PO Box 21, Jenison, MI 49428

CATALOG of electronic designs. Radio, audio, telephone, self defense & surveillance. Also 100 **MPG** carburetors. Free details. **PETER-SCHMITT ENTERPRISES**, #131, Box 07071, Milwaukee, WI 53207-0071.

ELECTRONIC catalog. Over 4,500 items. Parts & components. Everything needed by the hobbyist or technician. \$2.00 postage & handling (United States only), refundable with first \$15.00 order. **T & M ELECTRONICS**, 474 East Main Street, Patchogue, NY 11772 (516) 289-2520

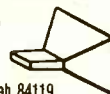
ELECTRO-music kits. Touch-sensitive electronic pianos; string synthesizers; programmable drums and orchestral generators; electronic organ rotors. **G&R ADVANCED ELECTRONIC DESIGNS, INC.**, P.O. Box 38, Streetsville, Ontario, L5M 2B7.

SUBSCRIPTION TV PLANS: 2300 MHz Microwave Downconverter plus **BONUS UHF** system, both for \$15.00! Best systems available, no internal connections to TV. Parts, PCB's, Kits available, MC/VISA accepted. Other plans: Negative Ion Generator, Telephone Memory Dialer, UHF/VHF Antenna Amplifier, Wireless FM Intercom, \$4.00 each. Send SASE for more information. **COLLINS ELECTRONICS**, Box 6424, San Bernardino, CA 92412

AMATEUR microwave downconverter new 4 stage design out performs all the others. Downconverter kit \$59.95, assembled \$89.95. 6 month warranty. \$2.00 for details. Send check or money order to: **MINIATURE COMMUNICATION**, P.O. Box 114, Cudahy, WI 53110

MICROWAVE HORN ANTENNA KIT

1.7-26 GHz Frequency Range 17-19 db Gain Kit w/Assembly Instructions \$39.95*
Down Converter Board \$19.95* (w/Antenna Kit \$14.95)
Parts Kit for Board \$29.95* (w/Antenna or Board \$24.95)
Complete Package (Antenna, Board & Parts Kit) \$79.95



MICROTEENNA ASSOCIATES

2335 South 2300 West, Salt Lake City, Utah 84119
Check or M.O. only — Allow 2-4 Weeks Delivery (Cost Includes shipping)
*Utah Residents Please Add 5% Sales Tax



ELECTRONIC ORGAN KITS 3-4 Manuals

THEATER and CLASSICAL

Refundable Parts

Wurlitzer reproductions Brochure \$2.00 Catalog \$1.50

DEVTRONIX ORGANS, INC., Dept 60

6101 WAREHOUSE WAY, SACRAMENTO, CA 95826



MINI FM IC

Compact size, only 2"x1"x3/8" Transmits to FM radio 88-108 MHz. Exceptional audio quality. Transmits stable signal up to 900 ft. Complete kit incl. case, battery & instructions. Only \$13.95. Assembled \$18.95. Add \$1.55 S&H ea. Send 18c stamp for brochure.

S.E. Corp., Box 16969-R
Temple Terrace, FL 33687

MICROWAVE KIT


\$89⁹⁵ CONVERTS
MICROWAVE TO
VHF TELEVISION

COMPLETE INSTRUCTIONS,
HARDWARE, POWER SUPPLY
& YAGI ANTENNA.

CLEAR-VUE ELECTRONICS

P.O. Box 600, Rochester, MI 48063
313-375-9730

INTRODUCING OUR NEW STVA 14 ELEMENT CORNER REFLECTOR YAGI ANTENNA



Features:

- LONG RANGE
- 14.5 dB GAIN
- SELECTABLE 75 or 300 Ohm IMPEDANCE
- NARROW PATTERN for adjacent interference rejection
- ANODIZED FINISH
- STURDY CONSTRUCTION

STVA-3 14.5 dB Selectable Corner Yagi
Cut for Channels 60 thru 68. . . . \$16.95

STVA-4 14.5 dB Selectable Corner Yagi
Cut for Channels 44 thru 52. . . . \$16.95

VTR ACCESSORIES

SIMPLE SIMON VIDEO STABILIZER



Model
VS-125

Simple Simon Video Stabilizer, Model VS-125, eliminates the vertical roll and jitter from "copy guard" video tapes when playing through large screen projectors or on another VTR. Simple to use, just adjust the lock control for a stable picture. Once the control is set, the tape will play all the way through without further adjustments. Includes 12V power supply.

VS-125 Video Stabilizer wired \$54.95

SIMPLE SIMON VIDEO SWITCHING BOX



Model VSB-300

The
Affordable
Video
Control Center!

Excellent in isolation and no loss routing system. Simple Simons VSB-300 Video Switching Box enables you to bring a variety of video components together for easy viewing/dubbing. Also you gain the ability to record one channel while viewing another. Unit includes two F-type quick connector ended cables.

VSB-300 Video Switching Box wired . . . \$19.95

Available by Mail Order Only — Send Check or Money Order To:

SIMPLE SIMON ELECTRONIC KITS, Inc.

Calif. Orders:
3871 S. Valley View, Suite 12
Las Vegas, Nevada 89103
Tel: (702) 322-5273


All Other Orders:
11850 S. Hawthorne, Blvd.
Hawthorne, Calif. 90250
Tel: (213) 675-3347

Minimum Order: \$16.95. Add 10% Shipping and Handling on orders under \$40.00. For orders over \$40.00, add 5%. Minimum Shipping and Handling \$2.00. Catalog \$1.00.
— VISA and Mastercard Acceptable —

SIMPLE SIMON ELECTRONIC KITS, Inc.

7 + 11 SWD PARTS KITS

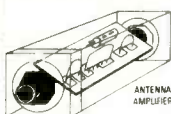
MITSUMI VARACTOR UHF TUNER Model UES-A56F \$34.95



Freq. Range UHF470 - 889MHz
Antenna Input 75 ohms
Channels 14-83 Output Channel 3

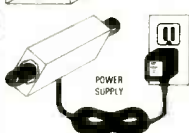
KIT NO	PART NO	DESCRIPTION	PRICE
1	VT1-SW	Varactor UHF Tuner, Model UES-A56F	\$34.95
2	CB1-SW	Printed Circuit Board, Pre-Drilled	18.95
3	TP7-SW	P.C.B. Potentiometers, 1-20K, 1-1K, and 5-10K ohms, 7-pieces	5.95
4	FR35-SW	Resistor Kit, 1/4 Watt, 5% Carbon Film, 32-pieces	4.95
5	PT1-SW	Power Transformer, PRI-117VAC, SEC-24VAC, 250ma	6.95
6	PP2-SW	Panel Mount Potentiometers and Knobs, 1-1KBT and 1-5KAT w/Switch	5.95
7	SS14-SW	IC's 7-pcs, Diodes 4-pcs, Regulators 2-pcs Heat Sink 1-piece	29.95
8	CE9-SW	Electrolytic Capacitor Kit, 9-pieces	5.95
9	CC33-SW	Ceramic Disk Capacitor Kit, 50 W.V., 33-pieces	7.95
10	CT-SW	Variable Ceramic Trimmer Capacitor Kit, 5-65pfd, 8-pieces	5.95
11	L4-SW	Coil Kit, 18mhs 2-pieces, 22µhs 1-piece (prewound inductors) and 1 T37-12 Ferrite Torroid Core with 3 ft. of #26 wire	5.00
12	ICS-SW	I.C. Sockets, Tin Inlay, 8-pin 5-pieces and 14-pin 2-pieces	1.95
13	SR-SW	Speaker, 4x6" Oval and Prepunched Wood Enclosure	14.95
14	MISC-SW	Misc. Parts Kit Includes Hardware, (6/32, 8/32 Nuts, & Bolts), Hookup Wire, Ant. Terms, DPDT Ant. Switch, Fuse, Fuseholder, etc	9.95
When Ordering All Items, (1 thru 14), Total Price			139.95

UHF ANTENNAS and ACCESSORIES



ZYZZX VHF-UHF WIDEBAND ANTENNA AMPLIFIER

MODEL ALL-1
50 MHz — 900 MHz
12 dB GAIN ± 0.5dB



A Revolutionary New
One Stage HYBRID
IC Broadband Amplifier

This unit is not available anywhere else in the world. One unit serves many purposes and is available in Kit or Assembled form. Ideal for outdoor or indoor use. Input-output impedance is 75 ohms. Amplifier includes separate co-ax feed power supply. Easily assembled in 25 minutes. No coils, capacitors etc. to tune or adjust.

ALL-1 Complete Kit with power supply \$24.95
ALL-1 Wired and Tested with power supply \$34.95

Our New STVA 14.5 dB GAIN, 14 ELEMENT CORNER REFLECTOR YAGI ANTENNA



STVA-3 Yagi Antenna,
14.5 dB, 75 ohm, Chan. 60-68 . . . \$16.95
STVA-4 Yagi Antenna,
14.5 dB, 75 ohm, Chan. 44-52 . . . \$16.95



STVA-1 Yagi Antenna, 11.5 dB, 75 ohm, Chan. 42-54 . . . \$9.95
STVA-2 Yagi Antenna, 11.5 dB, 75 ohm, Chan. 20-28 . . . \$9.95

RG-59/U 75 ohm Low Loss Coax Cable \$.12 p/ft
F-59 Coaxial Connectors, ea39
MT-1 Special UHF 75-300 ohm Matching Transformer, ea. 1.45
ALL-1 HYBRID IC Wideband VHF-UHF-FM Antenna Amplifier Kit 24.95
ALL-1 HYBRID IC Wideband VHF-UHF-FM Ant. Amp. Assembled 34.95

BROADCASTING! Start your own station! AM, FM, cable, licensed, unlicensed. Low cost transmitters, plans, instruction books. Free information. BROADCASTING, Box 130F4, Paradise, CA 95969

FREQUENCY Generator. 0-1 Hz to 1 MHz square sine, triangle waves linearity 0.1%. Distortion 1%. Plans \$3.50. Plans & PCB \$8.50. Complete kit \$22.95. Send for our free catalogue. S.H.H. ELECTRONICS, 1401 E. 3010 So. S.L.C., UT 84106

REMOTE TV control any TV. Silence loud or obnoxious ads with a touch of a switch. Amazingly practical device allows sound control. Guaranteed or money back. Kit and instruction \$5.00. Removing TV back not recommended if unqualified. Send to OLYMPIC TRADING CO., P.O. Box 25781, WA 98125

PEAK expander and CX decoder kit model SX-80 \$76.00 plus \$2.00 shipping. Complete plans \$1.00. See Radio Electronics Dec. '81. SOUND CONCEPTS, Box 135R, Brookline, MA 02146

NEW television techniques! Theory, circuits, waveforms, educational manual: \$9.95. WORKSHOP, Box 3931, Bethpage, NY 11714

SONAR distance ranging in air. LED display or simple microprocessor interface—great for robotics! Detailed Plans \$6.95. info \$1. Sensystems, Box 1497-A, Cupertino, CA 95015

AMATEUR Microwave TV—2100-2600 MHz downconverter kits and parts. NEC64535 transistors—\$9.95. Catalog of all hard to find microwave parts and complete plans to build your own system just \$3.00. Kits not available in Oklahoma. GIGATRONICS, 5004 Alan, Oklahoma City, OK 73135

SUPER class-A preamp. 120W power amp, many other high-power audio kits. Free flyer. Florida agent wanted. AUDIOVISION, 568 Marlee Ave., Toronto, Canada M6B 3J5

PROJECTION TV... Convert your TV to project 7 foot picture. Results equal to \$2,500 projector. Total cost less than \$200. Plans & lens \$16.00. Illustrated information free. Credit card orders - 24 hours. (215) 736-3979. MACROCOMGHH, Washington Crossing, PA 18977

EDUCATION & INSTRUCTION

UNIVERSITY degrees by mail! Bachelors, Masters, Ph D's... Free revealing details. COUNSELING, Box 317-RE4, Tustin, CA 92680

SUBSCRIPTION television education manual. Complete theory in circuits \$9.95. D & S ENTERPRISES, PO Box 110901RE, Nashville, TN 37211

Be an FCC LICENSED Electronic Technician

Earn up to \$600 a Week & More!
No costly school — The Original FCC Tests
Answers exam manual that prepares you at home for FCC General Radiotelephone License
Newly revised multiple-choice exams cover all areas tested on the actual FCC Govt exam!
No previous experience required. \$12.95 post-paid. Moneyback Guarantee.
Dept. E P.O. Box 26348, San Francisco, CA 94126



COMMAND & PRODUCTIONS

BUSINESS OPPORTUNITIES

MECHANICALLY inclined individuals desiring ownership of Small Electronics Manufacturing Business - without investment. Write: BUSINESS, 92-R, Brighton 11th, Brooklyn, NY 11235

LAWYER Business litigation, patents, appeals. JEROME FIELD, B 292, Brooklyn 11230. Phone (212) 434-0781. Eves. 434-1825

PROJECTION TV... Make \$200.00+ per evening assembling projectors... Easy... Results equal to \$2,500 projectors... Your total cost less than \$15.00... Plans, lens & dealer's information \$14.00... Illustrated information free... MACROCOMGHHX, Washington Crossing, PA 18977. Credit card orders 24 hours. (215) 736-2880.

HIGHLY PROFITABLE ELECTRONIC FACTORY

Investment unnecessary, knowledge not required, sales handled by professionals. Ideal home business. Write today for facts! Postcard will do, Barta-RE-X, Box 248, Walnut Creek, CA 94597.

FOR SALE

MICROWAVE receiver system. Write: "Dealers Wanted," Dept. RE, POB 4181, Scottsdale, AZ 85258 (602)941-9345

SCANNER/monitor accessories—kits and factory assembled. Free catalog. **CAPRI ELECTRONICS**, Route 1R, Canon, GA 30520

POLICE/fire scanners, scanner crystals, antennas, radar detectors. HPR, Box 19224, Denver, CO 80219

TEST equipment, new and used. Catalog \$1.00. PTI, Box 8756, White Bear Lake, MN 55110. (612) 429-2975

FREE speaker catalog! Woofers, mids, tweeters, hardware, crossovers, grille cloth, plans, kits, information, much more. **Discount prices. UNIVERSAL SOUND**, Dept. RE, 2253 Ringling Blvd., Sarasota, FL 33577. (813) 953-5363

SAVE up to 50% on name brand test equipment. Free catalog and price list. **SALEN ELECTRONICS**, Box 82-F, Skokie, IL 60077

TELEPHONE or office bugged? Latest detection equipment finds out fast. Literature \$1.00. **CLIFTON**, Box 220-M, Miami, FL 33168

THE Intelligence Library. Restricted technical secrets—books on **electronic surveillance, lock-picking, demolitions, investigation**, etc. Free brochures: **MENTOR**, Dept. Z, 135-53 No. Blvd., Flushing, NY 11354

MICROWAVE 2 GHz. Best in the West! Down-converter kits \$39.00. Complete with antenna and control box \$99.00. Factory assembled—90-day warranty \$159.00. **GALAXY ELECTRONICS**, 6007 N. 61st Ave., Glendale AZ 85301 (602) 247-1151

CHEMICALS, apparatus, project books, wide selection. Catalog \$1.00 send to: **PIONEER Ltd. Ind.**, 14a Hughey St., Nashua, NH 03060

REVERBERATION for organs and keyboards—Simply connected to any electronic organ, even those with multiple outlet channels. Room size and reverberation time adjustable. Nothing comparable in this price range is offered on the market. Send for free brochure. **DEVTRONIX ORGANS, INC.**, Dept. 60, 6101 Warehouse Way, Sacramento, CA 95826

TOUCH-TONE decoder chip. Only one chip needed to decode DTMF signals. Includes crystal and spec sheet. \$64.50. Send for free catalog on others. **NELRAD COMMUNICATIONS**, Box 150, Webster, MN 55088.

COMPLETE line of microwave television converters and accessories to suit your needs. Converters have a one year warranty backed by a 3 year reputation. Call or write for complete specifications and pricing. **Dealer inquiries invited. TRITON MARKETING**, 1933 Rockaway Parkway, Brooklyn, NY 11236 (212) 531-9004

INEXPENSIVE cable television converters/microwave antennas! Exclusive catalog \$2.00: **ACM**, Box 3431-RE, Walnut Creek, CA 94598

WRITE FOR
McGEE'S
SPEAKER & ELECTRONICS CATALOG
1001 BARGAINS IN SPEAKERS
Tel.: 1 (816) 842 5092
1901 MCGEE STREET KANSAS CITY, MO. 64108


SUBSCRIPTION TV KITS
UHF Gated Drive Kit...\$39.00
UHF Sinewave Kit...\$37.00
Kits include parts, manual and etched pc board.

Informative Catalog...\$2.00
J & W ELECTRONICS
P. O. BOX 61-B
CUMBERLAND, RI. 02864

BULLET ELECTRONICS

P.O. BOX 401244R
GARLAND, TX. 75040
(214) 278-3553

Sound Effects Kit \$18.50



The SE 01 is a complete kit that contains all the parts to build a programmable sound effects generator. Designed around the new Texas Instruments SN76477 Sound Chip, the board provides banks of MINI DIP switches and pots to program the various combinations of the SLF Oscillator, VCO, Noise, One Shot, and Sweep Control. A Quad Op Amp IC is used to implement an Adjustable Pulse Generator. Level Comparator and Multiplex Oscillator for even more versatility. The 3 1/2" x 5" PC Board features a prototype area to allow for user added circuitry. Easily programmed to duplicate Explosions, Phases, Steam Trains, or almost an infinite number of other sounds. The unit has a multiple of applications. The low price includes all parts, assembly manual, programming charts, and detailed 76477 chip specifications. It runs on a 9V battery (not included). On board 100mW amp will drive a small speaker directly, or the unit can be connected to your stereo with insidible resistors! (Speaker not included). 76477 is included. Available separately for \$3.15 each.

7 Watt Audio Amp Kit \$6.95

SMALL, SINGLE HYBRID AND COMPONENTS FIT ON A 2" x 3" PC BOARD (INCLUDED). RUNS ON 12VDC. GREAT FOR ANY PROJECT THAT NEEDS AN INEXPENSIVE AMP. LESS THAN 3% THD @ 5 WATTS. COMPATIBLE WITH SE-01 SOUND KIT.

Doomsday Alarm Kit \$9.95

If you have trouble sleeping and you would like the rest of the neighborhood to share your misery then this little kit will be for you! There is no way to accurately describe the unearthly howls, screams and tones that come out of this kit. Four separate tone oscillators are mixed, cancelled and stepped at a varying rate. 10 Watts of crazy sounds. A great fun kit or a practical burglar alarm. Complete with PC board and all necessary components less speaker. For 6-12 VDC. ORDER DA-02

New! 3TZ Time Zone Clock Kit

Microprocessor/ROM clock kit keeps local time (12 hour format), and 2 world time zones (24 hour format). Large 6" ORANGE readouts 10 min. ID timer for HAMS. Comes complete with attractive plastic case and wallplug XFMR.

- 8 Digit (hrs., min., sec.)
- 3 Time Zones (Selectable)
- Feather-touch front panel switches
- Seconds Reset/hold feature
- Quartz XTAL Timebase
- Battery backup
- Quality solder masked and plated PC boards

\$54.40

SEE SPECIAL WINTER PRICES BELOW

The Super Music Maker

REVISION 2 \$24.95 (Basic Kit)

Does not include speaker switches or 2708 ROM

Now you can play hundreds of songs using the Bullet Super Music Maker. The unit features a single factory programmed microprocessor IC that comes with 20 pre-programmed short tunes. By adding the additional PROMS (2708's) the system can be expanded to play up to 1000 notes per PROM. Just think a compact electronic instrument that will play dozens, hundreds or even thousands of selections of music. The kit comes with all electronic components (less the PROM), and a drilled, plated and screened PC Board which measures 4" x 4 1/2". The 7 watt amplifier section is on the same PC board and drives an 8 ohm speaker (not included), from a whipper to ear splitting volume. Since the unit works on 12 VDC or 12 VAC, vehicle or portable operation is possible. What do you get for \$24.95? Everything but a speaker, transformer, case, switches, and PROM. Additional 2708 albums containing popular tunes are available for \$9.95 each or you can program your own PROMS using information provided with the kit instructions. Lists of available PROM albums are available on request! (Note: Unit plays electronic music one note at a time, it is not possible to play chords or a melody with harmony simultaneously.)

- Envelope control gives decay to notes
- On board inverter allows single voltage (+12) operation

OPTIONAL ACCESSORIES

- DIP Switches (One 8 pos., One 5 pos.) 2.00/ea. (Can be directly soldered to PC Bd. to access tunes)
- Rotary Switches Two 5 position 2.50/set (For remote wiring PC Bd. to access tunes)
- Attractive Tan Plastic Case 6.50
- Wallplug Transformer 3.00 (For operation on 117VAC house voltage)

SPECIAL WINTER PRICES

1. Super Music Maker with case and two 5-position rotary switches **\$32.00**
2. Super Music with one 2716 2K X 8 PROM filled with over 50 selections of additional music (1500 notes) **\$32.00**
3. The Whole Ball of Wax! #2 - case and switches. **\$39.95**

ORDERING INFORMATION: Call or Write For Free Catalog

- COD MINIMUM \$20.00 + ADD \$2.50 FOR COD'S
- UPS DELIVERY ADDRESS MUST ACCOMPANY ALL COD ORDERS
- \$1.00 HANDLING ON ORDERS UNDER \$10.00
- VISA, MC CARDS OR CHECK
- ADD 6% FOR SHIPPING
- TEXAS RESIDENTS ADD 5% STATE SALES TAX
- ALL FOREIGN ORDERS ADD 25% FOR SHIPPING (CANADA 15% NO FOREIGN CDS)
- CALL (214) 278-3553 TO PLACE CREDIT CARD OR COD ORDER

A FEW THINGS ON THE SIDE

- CAL3800 TRANS COND AMP .88
- TLO-DUAL DIODE BUFF AMP .88
- CO4866 CMOS - 50/60 CNTR .88
- MC3301 QUAD OP AMP (HSE #) .44
- PPT500 PHOTO TRANSISTOR .44
- TIP 100 NPN DARL. 2A IC .88
- 3/4" DIA. 2" PHOTO RESISTOR 3/8" DIA. 3/4
- 2" x 8 OHM SPKR. 25 W 21.88
- AY 3-8910 SOUND EFFECTS 2.88
- 60 PAGE MANUAL FOR ABOVE 2.88
- JUMBO LED ASST STYLES 20/188
- 10103 SENSITIVE GATE SCR 3/68

STANDARD C-60 CASSETTE, NEW, IN PLASTIC CASES, TOP QUALITY ORIG. USED IN DIGITAL APP. FREQ. RESPONSE 300HZ - 10KHZ 1.30 ea. 3/3-50

HEX KEYPADS
M-1250 2.0Z \$6.95

+5 to +13.8V POWER SUPPLY BASICS!
BUY THE PARTS HERE & ASSEMBLE 'EM YOURSELF - SAVE BIG \$\$\$

- T-1300 TRANSFORMER
- Battery backup
- SECONDARY FOR 5V, 8A OR 12V, 4A SUPPLIES
- 1-3/4" DIA. 3" HIGH
- 2N3055
- 25M 50V BRIDGE
- 2.0Z \$5.95

A/D AND D/A CONVERTER BOARDS
A/D BOARD WT 9.0Z D-5020
D/A BOARD D-5010 WT 9.0Z
EITHER BOARD IS WORTH IN EXCESS OF \$1,000 OR MORE!
CONTAINS: (4) ANALOG IC'S, (4) ANALOG MP412 H-S EED, 16-BIT DAC MODULES, PLUS NUMEROUS POTS, IC'S, ETC.

\$35 each your choice

EPROMS
2708 1024 X 8 \$3.95
2716 2048 X 8 \$5.95

RAMS
2102L -40NS-1024 X1 - \$65
2114L -300NS-1024 X4 - \$95
4116 -250NS-16K X1 - \$65

DB25P CONNECTOR
1" 27244 SOCKET (2 ROWS ACCEPT 0.25" PITCH ON 0.100" CENTERS) 25 FOOT, 0.3" O.D. 25 CONDUCTOR CABLE ASSEMBLED \$1.50

RS-232 CABLES
FL-2244

DB50P 30 PIN PLUG 2.0Z
DB50S 50 PIN SOCKET 2.0Z

DB 50 PLUGS & SOCKETS \$2

TRANSISTOR/HEAT SINK ASSEMBLY
CONSISTS OF PC BOARD MTD TO LARGE (4 X 2 3/4" X 5 1/2") HEATSINK WITH TRANSISTORS 40411 (90V-150W-30A-100MHZ) 40250 (40V-4A-250W-120V-26) PLUS RS & BS CTS BARRIER STRIP (10, GREAT FOR REGULATORS, DC AMPS, AND AUDIO POWER, NEW UNUSU)

EDGE CONNECTORS
AVG WT. 3.0Z

20 VAC 500mA -AC- Adapter
PERFECT FOR SMALL PROJECTS (LIKE TV DESIGNS - "BLERS") 1/2 LB T-2050 \$3.95

DIAMONDBACK ELECTRONICS COMPANY
PO BOX 12095 SARASOTA, FL 33778
PHONE ORDERS 813-953-2829
CONTINENTAL US ADD \$2.25 FOR THE FIRST LB & 25¢ FOR EACH EXTRA POUND WEST COAST ADD \$3 FOR THE FIRST LB & 25¢ FOR EACH ADDITIONAL POUND - \$7 MINIMUM ORDER

CIRCLE 88 ON FREE INFORMATION CARD

APRIL 1982

RESISTORS 1/4W, 1/2W-5% carbon films 3c ea. **NO MINIMUMS.** Cabinet assortments, 1% metal films. Request details. Bulk pricing available. **JR INDUSTRIES** 5834-C Swancreek, Toledo, OH 43614

SATELLITE Buffs: used 6, 10, and 16 ft. parabolic antennas for sale. Much more. Call days: (216) 871-5552; evenings (216) 779-8539.

MICROWAVE and other TV equipment. Catalog 20c. manual \$1. **TROJAN ENTERPRISES**, 2920 Shelby, Indianapolis, IN 46203

TVRO components, LNA's, mixers receivers. **Send SASE** for catalog. **ATLANTIA COMMUNICATIONS**, 4676 Livermore, Las Vegas, NV 89121

FREE Flyer! Electronic components. IC's, LED's, etc. **Send SASE** to **SYSTECH**, Box 18905, San Jose, CA 95158

UPDATE your C.R.T. tester. Sockets like 19VJDP22 and 13VAMP22. Also test rigs CK3000 and others. Write your needs to: **TRI-COUNTY ELECTRONICS**, 17 East Main St., Millville, NJ 08332

MICROWAVE TV units complete—1 year warranty. \$150.00. **MEC**, Box 3123, Tempe, AZ 85281. **Dealers Wanted.**

SATELLITE TV, 11 ft. fiberglass antenna \$1350.00. Avenek 120° LNA \$585.00. 100° \$895.00. Automation Tech GLR-500 \$1095.00. Catalogs. send \$3.00. Free-info. **SIGNALS**, Box 8836, Detroit, MI 48224 (313) 361-5146.

POLICE scanner owners attention: Police 10 code, fire department code. Send \$4.00. **ROBERT TURRIN**, P.O. Box 1562, Clifton, NJ 07011

RF MODULATORS
for the video industry



Satellite modulators from channel 2 thru UHF!
Kits & assembled models for all Microcomputers...including our new Apple-verter designed to mount inside computer. Also an extensive line of monitors, cameras and kits. **FREE CATALOG**

PHONE (602) 967-3771
ATV Research
13-RE BROADWAY
OAKOTA CITY, NE 68731

SATELLITE TELEVISION

SATELLITE TV antenna. 10 ft. fiberglass. complete. polar mount. \$1950.00. electronics at cost also. **TRI-STAR COMMUNICATIONS**, Box 843, Erie, MI 48133 (419) 726-1095

FREE \$200 value TVRO P.C. board set, when you join our development group. Complete systems low as \$700. Newest low cost designs. antennas. group purchasing. more. Info \$1.00. membership \$50. 509-534-8088 6-9 PM PST. **COMPUTER SATELLITE SERVICES**, 1604 N. Smith St. Spokane WA 99207

SATELLITE TV. Books, parts. low-noise microwave transistors. Specs and catalog \$2.00. **ELITE ELECTRONICS**, RR1, St. George, Ontario, Canada N0E 1N0

GEOSTATIONARY satellite TV antenna aiming angles. Azimuth and elevation (true and magnetic) coordinates calculated by digital computer for your location. 23 satellites. Send name, address, your location's latitude and longitude (deg. min. sec.); or distance and direction from nearby town; or explicit geographical location in your city; plus \$6.50 to: **HUTSON INDUSTRIES, INC.**, P.O. Box 155, Scooba, MS 39358

SATELLITE equipment catalog. Over 25 of the best manufacturers and suppliers. LNA's, receivers. antennas and complete systems covered in detail. Four different sections. \$12.00. **TMS CO.**, P.O. Box 8369, Roseville, MN 55113

INTERESTED in Home Satellite Television — Don't buy anything until you've read the **HOME-SAT HANDBOOK & BUYERS GUIDE**. Our book tells everything about home satellite TV and may save you hundreds, even thousands of dollars in your selection and installation of a system! \$7.50. **H & G HOMESAT SERVICES**, Box 422, Seaford, NY 11873

SATELLITE Receiver kit. Antenna Kit. IF Strips. Mixers. IC'S LNA'S. Hardware. Alignment service. **LANEY SCIENTIFIC INSTRUMENTS**, Box 20131, Jackson, MS 39209

SATELLITE super-mixer; DBM-4150A. Clean up your TVRO receiver! Near-theoretical perfor-

Satellite TV

FOR THE HOME

Sick of Network TV?

Our receiver lets you get over 75 channels of television directly from earth-orbiting cable TV satellites: HBO, Showtime, super stations, sports and movies worldwide.



We don't just sell information! We Manufacture Hardware!

technical information book and catalog gives you all the facts. Inexpensive dishes, feeds, telemetry software, kits and more. Recommended reading by NASA, The Office of Consumer Affairs and quality companies like Rockwell/Collins. Send \$7.95 today!



CALL
24-hrs. C.O.D. Hotline
(305) 339-7600

SPACECOAST
RESEARCH CORPORATION
P.O. Box 442-E, Altamonte Spgs, FL 32701

From offshore oil rigs, data links to hotels and backyard installations, we wrote the book. Constantly updated, our 94 Page

MICROWAVE TV SYSTEM

SYSTEM 20

- Precision 25" Parabolic Antenna
- Prebuilt Converter and Preamp
- Assembled Power Supply
- Low-loss Coaxial Cables
- One Year Warranty
- Completely Built and Tested

\$289.95
+\$5.00 shipping

DATA SERVICE CO.
3110 Evelyn Street
Roseville, MN 55113
612-636-9469

formance; flat response, DC-1500IF, SMA connectors: \$69.50 — CK/MO/COD. **RIGEL SYSTEMS**, 2974R Scott Blvd., Santa Clara, CA 95050 (408) 727-4231.

VIDEO DISCOUNTS

TEKNIKA WIRELESS REMOTE CONTROL TV TUNER
\$110.00 ea.
Model 6301

REMOTE TV CONVERTER
Wireless Remote Control 40 Channels 4 or more
139.95 ea. **125.00** ea.
Model CTC5R

36 CHANNEL UP CONVERTER FOR TV & VTR Cable VHF to UHF
Model V5736
1-3 pieces **\$29.95** ea.
4 pieces & up **\$24.95** ea.

VIDEO SWITCHER
Model V 4801 **\$29.95** ea.
Flip a switch to watch a program on any channel, while simultaneously recording a program on any cable or pay TV channel - or vice versa. Plus, you can use your recorder's programming feature to record TV programs while you're away.

VIDEO CONTROL CENTER
Model V 4802 **\$39.95** ea.
Provides remote control access of all your Video, TV or Cable inputs to your TV set or Big Screen TV from one convenient location by merely flipping a switch.

COAXIAL SWITCHING FOR TV VIDEO CASSETTE RECORDERS
Model AB-370 **\$6.95** ea.
3-position coaxial push-button switch.

COAX AB SWITCHES
Model AB-27 **\$2.95** ea.
● Input: 75 ohm. ● Output: 75 ohm.

Model AB-28 **\$2.95** ea. Model AB-29 **\$2.95**
● Input: 75 ohm. ● Output: 300 ohm. ● Input: 75 & 300 ohm.

ANTENNA/CABLE TV SWITCH
Model AB-400 **\$10.95** ea.

ANTENNA/CABLE TV SWITCH
Model AB-410 **\$9.95** ea.
● Switches from cable to antenna system instantly. ● Accepts 75 or 300 ohm inputs.

TV GAME SWITCH
Model V 450 **\$2.95**
300 ohm in and out with RCA plug.

COAXIAL SWITCH
Model DCS-A/B **\$7.95**
A versatile product, with a range of consumer and MATV applications.

VHF/FM AMPLIFIERS
Model 7002 **\$9.95** ea.
● All solid state signal amplifier boosts weak signals. For 2 sets.

Model 7004 **\$12.95** ea.
● For up to 4 sets ● Signal gain 3 dB

DISTRIBUTION AMPLIFIER VHF/UHF FM With FM Trap
Model DA-425 **\$29.95** ea.
● Designed for TV/VCR multiple-set installations.

QUICK CONNECT "F" PLUG & BALUN
Model V 400 **\$1.50** ea.
10 for \$12.50

QUICK CONNECT "F" PLUG RG 59U
Model V 4036 **\$2.50** ea.
10 for \$6.00
For 75 ohm cable. No wiring necessary.

VHF/UHF MATCHING TRANSFORMERS
Model MT-1 **\$7.75** ea.
10 for \$6.00
VHF/UHF 75-300 ohm matching unit. Miniature size completely shielded and balanced for reduction of direct pick-up.

Model MT-2 **\$1.10** ea.
10 for \$9.00
Completely plastic molded construction for weather-proofing. Supplied with rubber boot.

FORDHAM 855 Conklin St. Farmingdale, N.Y. 11735
TOLL FREE (800) 645-9518
 in N.Y. State call (516) 752-0050

Master Charge BankAmericard
 Visa COD Check Money Order

Special

2SC1308K 2SC1308K 2SC1308K

POPULAR HORIZONTAL OUTPUT TRANSISTOR

\$260
(10-99)



\$229
(100-up)

1500V 7A 50W—This original Sanyo transistor replaces most horizontal outputs in the market today.

ERS

Exact Replacement Semiconductors. Now for a limited time you can take advantage of quality replacement semiconductors at a special introductory price. Sale ends May 1, 1982. Minimum order 10 pieces each.

ERS 123A	28¢	ERS 154	\$1²⁹	ERS 238	\$3⁴⁰
ERS 128	95¢	ERS 162	\$3⁹⁰	ERS 283	\$3⁹⁰
ERS 129	90¢	ERS 163A	\$3⁹⁰	ERS 712	\$1⁵⁰
		ERS 165	\$2⁴⁰		

ERS

The Professionals Choice. Why pay more for others when you can get *QUALITY* replacement semiconductors *DIRECTLY* from MCM? Each ERS semiconductor is backed by a *TWO* year warranty.

mcm distributes ERS semiconductors as well as thousands of electronic parts you use everyday—at

prices that are too low to pass up. Japanese and American semiconductor listings by the hundreds! CATV Supplies Chemicals and solvents for the technician Replacement and original speakers for hi-fi and musical instrument reproduction Ceramic and magnetic replacement cartridges Connectors High Voltage Triplers Test Equipment Video and Audio Replacement Heads.



Call MCM toll-free to place your order and ask for our latest catalog.

CALL OUR TOLL-FREE LINES TODAY FOR IMMEDIATE DELIVERY!

1-800-762-4315
Ohio Watts Line

mcm
ELECTRONIC PARTS

1-800-543-4330
National Watts Line

858 Congress Park Drive, Centerville, Ohio 45459
Business Office 1-513-434-0031

CIRCLE 78 ON FREE INFORMATION CARD

Make Radio Shack Your Parts Place™

No Waiting!

Reasonable Prices!

100% Prime Parts!

Our Versatile "Helping Hands"



Only
795

A Builder's
Best Friend!

Holds Work in Any
Position, Leaving
Both Hands Free

With this accessory, "tough" jobs like soldering coax connectors or glueing small parts become easy. Has a sturdy cast iron base, plus six ball joints which allow its two nickel-plated clamps to adjust to any angle. Put the "Helping Hands" on your bench today... you'll be glad you did the first time you use it! 64-2093 7.95

Illuminated SPST Toggle



199

Rated 3 Amps
At 12 Volts DC

Handle lights in "on" position. Ideal for projects or vehicles. Mounts in a 7/16" hole. 12VDC use only. 275-706 1.99

Sound Generator IC



1/3
Off

Reg.
4.49 **299**


Heart of a
Fun Project!

SN76477. Creates music, explosions, arcade sounds and more with simple support circuitry. 28-pin DIP with data. 276-1765 Sale 2.99

Transistor Sockets

For In-Line
Or Triangle
Pin Patterns

169
Pkg.
Of 6



Four-pin type with mounting flange. 276-548 Pkg. of 6/1.69

Joystick Pot

495

- 100k-Ohms
- Top Quality at A Low Price



Twin pots controlled by a single one-inch shaft. Body: 1 1/8" square. Solder lugs. 271-1705 4.95

Power Transformer



Heavy-Duty
Steel Frame

699

Primary: 120VAC. Sec.: 18VAC at 2 amps, center tapped. 2 3/4 x 2 1/4 x 2". 273-1515 6.99

Micro Test Clips



Ideal for Testing
On Packed PC Boards

149 Set
Of 2

Spring-action, solder-type, 1 1/2" long. One red, one black. 270-370 Set of 2/1.49

PC Board Holder



695

Mounts on Bench
Or in a Vise

Frees your hands for easier soldering and repair. Holds board securely, yet is fully adjustable. 276-1568 6.95

Rainbow Wire Packs



239

24-Ga. Solid Copper

Flexible flat cable ideal for intercoms, low-voltage hookups. 2-Conductor, 35 ft. 278-755 2.39
4-Conductor, 25 ft. 278-757 2.39

High-Output Infrared LED



149

Low Power
Consumption

XC880-A. Emits as much energy as three conventional IR LEDs! Good spectral match for photo-diodes. 1.3VDC, 20 milliamps. 276-143 1.49

1.5VDC Buzzer



119

- Super Loud
- Low Current Drain

Ideal for transistorized security applications, 1.5 to 3VDC. Round metal case with leads. 273-004 1.19

5 x 5 cm Solar Cell



595

First-Quality
Device, Not a Mall
Order "Second"

Buy several to charge batteries or power projects. Approx. 0.42VDC at 0.5 amp in bright light. 276-125 5.95

DPST Reed Relay



Only **99¢**

5VDC, 180-Ohm Coil. Contacts rated 0.5 amp at 120VAC. Can be mounted on PC board. 275-228 99¢

Slope-Front Desktop Cabinet



849

Ideal for test equipment, mixers, control panels. 7 1/8 x 5 7/8 x 1 3/8" (front), 2 3/4" (rear). 270-265 8.49

Cadmium Sulfide Photoresistor



129

Wide
Resistance
Range

5 megs in darkness to 100 ohms in bright light. Ideal for intrusion alarms, counting, model railroads and more. 276-116 1.29

Let Radio Shack Introduce You to the Fascinating World of Microcomputing!



NEW!

A Computer Demonstrator. It's an actual working computer (made from paper) plus an easy-to-read, 24-page manual that explains computer terms and operation. 62-1080 Only 3.95

B Beginners Guide to Personal Computers. By Forrest Mims III. Covers uses and capabilities of personal computers in plain language. Illustrated. 80 pages. 62-2003 1.95

C TRS-80 Level II BASIC. A self-teaching guide to BASIC computer language. 351 pages. 62-2061 9.95

D Microcomputer Dictionary. An authoritative, up-to-date reference. 606 pages. 62-2311 7.95

Add the "Pro" Look to Your Wiring Job!



Spiral Wrap
219
Pkg.
Of 2

Spiral Wrap. Neatly bundles wiring. Set includes 5 ft. of clear, 5 ft. of black. 278-1638 Set, 2.19

Cable Clips
169
Set
Of 10



Universal Cable Clips. Accepts cable or wiring up to 1/2" diameter. Self-adhesive back. 278-1639 Set of 10/1.69

An American Electronics Tradition
For Over Sixty-One Years

Prices may vary at individual stores and dealers

Radio Shack®

A DIVISION OF TANDY CORPORATION
OVER 8200 LOCATIONS IN 76 COUNTRIES
CIRCLE 73 ON FREE INFORMATION CARD

NATIONAL SEMICONDUCTOR **QUALITY** - Name brand products from nationally recognized manufacturers. **CHEMICALS & DIAMOND TOOL** - HANGAR, G-CA
AVIONICS EQUIPMENT PARTS - ARIES, PLESSEY, MOLEY, AAVIO, E.F. **SERVICE** - Computerized order processing and inventory control. **INSTRUMENTS** - ITT, A.P. PRODUCTS, CIA
OK MACHINE - UNGAR - GC CHEMICALS - A **SAVINGS** - Volume Discounts • OEM Quantity Pricing • Toll Free 800 Number **REPAIR PARTS** - ARIES • PLESSEY • MOLEY • UNGAR • A.P. PRODUCTS • CIA
NATIONAL SEMICONDUCTOR **SAVINGS** - Volume Discounts • OEM Quantity Pricing • Toll Free 800 Number **REPAIR PARTS** - ARIES • PLESSEY • MOLEY • UNGAR • A.P. PRODUCTS • CIA

INTEGRATED CIRCUITS **TEXAS INSTRUMENTS I.C. SOCKETS** **3 AMP SILICON RECTIFIER** **POPULAR VALUE** **NEW! KIT** **POPULAR VALUE** **POPULAR VALUE** **NEW! KIT**

250 mac 16,384bit Dynamic Ram

Part No.	Temp. Range	Part No.	Temp. Range
7808TL	-40 to +85	7816TL	-40 to +85
7808TL	-40 to +85	7816TL	-40 to +85

7808TL 16,384bit TTL

Part No.	Temp. Range	Part No.	Temp. Range
7808TL	-40 to +85	7816TL	-40 to +85

7816TL 16,384bit TTL

Part No.	Temp. Range	Part No.	Temp. Range
7816TL	-40 to +85	7816TL	-40 to +85

150 CAPACITORS

Assortment of 15 Popular Value Capacitors

Value	10	15	20	30	47	68	100	150
Price	\$0.15	\$0.20	\$0.25	\$0.35	\$0.45	\$0.55	\$0.70	\$0.90

POPULAR VALUE

Assortment of 18 Popular Value Capacitors

Value	10	15	20	30	47	68	100	150
Price	\$0.15	\$0.20	\$0.25	\$0.35	\$0.45	\$0.55	\$0.70	\$0.90

NEW! KIT

PANASONIC POLYESTER CAPACITORS

Assortment of 15 Popular Value Capacitors

Value	10	15	20	30	47	68	100	150
Price	\$0.15	\$0.20	\$0.25	\$0.35	\$0.45	\$0.55	\$0.70	\$0.90

TIN PLATED SOLDER

Gold Plated Solder

Part No.	Temp. Range	Part No.	Temp. Range
7808TL	-40 to +85	7816TL	-40 to +85

POPULAR VALUE

Assortment of 15 Popular Value Capacitors

Value	10	15	20	30	47	68	100	150
Price	\$0.15	\$0.20	\$0.25	\$0.35	\$0.45	\$0.55	\$0.70	\$0.90

NEW! KIT

PANASONIC METALIZED POLYESTER CAPACITORS

Assortment of 15 Popular Value Capacitors

Value	10	15	20	30	47	68	100	150
Price	\$0.15	\$0.20	\$0.25	\$0.35	\$0.45	\$0.55	\$0.70	\$0.90

MOLEX I.C. SOCKET PINS

TEXAS INSTRUMENTS I.C. SOCKETS

Part No.	Temp. Range	Part No.	Temp. Range
7808TL	-40 to +85	7816TL	-40 to +85

POPULAR VALUE

Assortment of 15 Popular Value Capacitors

Value	10	15	20	30	47	68	100	150
Price	\$0.15	\$0.20	\$0.25	\$0.35	\$0.45	\$0.55	\$0.70	\$0.90

NEW! KIT

PANASONIC METALIZED POLYESTER CAPACITORS

Assortment of 15 Popular Value Capacitors

Value	10	15	20	30	47	68	100	150
Price	\$0.15	\$0.20	\$0.25	\$0.35	\$0.45	\$0.55	\$0.70	\$0.90

RELIABLE, COST-EFFECTIVE CONTACT DESIGN

TEXAS INSTRUMENTS I.C. SOCKETS

Part No.	Temp. Range	Part No.	Temp. Range
7808TL	-40 to +85	7816TL	-40 to +85

POPULAR VALUE

Assortment of 15 Popular Value Capacitors

Value	10	15	20	30	47	68	100	150
Price	\$0.15	\$0.20	\$0.25	\$0.35	\$0.45	\$0.55	\$0.70	\$0.90

NEW! KIT

PANASONIC METALIZED POLYESTER CAPACITORS

Assortment of 15 Popular Value Capacitors

Value	10	15	20	30	47	68	100	150
Price	\$0.15	\$0.20	\$0.25	\$0.35	\$0.45	\$0.55	\$0.70	\$0.90

TIME-TEMPERATURE PROGRAMMABLE MODULE USER PROGRAM TABLE

Part No.	Temp. Range	Part No.	Temp. Range
7808TL	-40 to +85	7816TL	-40 to +85

POPULAR VALUE

Assortment of 15 Popular Value Capacitors

Value	10	15	20	30	47	68	100	150
Price	\$0.15	\$0.20	\$0.25	\$0.35	\$0.45	\$0.55	\$0.70	\$0.90

NEW! KIT

PANASONIC METALIZED POLYESTER CAPACITORS

Assortment of 15 Popular Value Capacitors

Value	10	15	20	30	47	68	100	150
Price	\$0.15	\$0.20	\$0.25	\$0.35	\$0.45	\$0.55	\$0.70	\$0.90

7982

MS8582 MICROPROCESSOR REAL-TIME CLOCK/CALENDAR FEATURE

POPULAR VALUE

Assortment of 15 Popular Value Capacitors

Value	10	15	20	30	47	68	100	150
Price	\$0.15	\$0.20	\$0.25	\$0.35	\$0.45	\$0.55	\$0.70	\$0.90

NEW! KIT

PANASONIC METALIZED POLYESTER CAPACITORS

Assortment of 15 Popular Value Capacitors

Value	10	15	20	30	47	68	100	150
Price	\$0.15	\$0.20	\$0.25	\$0.35	\$0.45	\$0.55	\$0.70	\$0.90

THE DIGI-KEY VOLUME DISCOUNT AND HANDLING CHARGES ARE SIMPLE TO APPLY. Most items sold by Digi-Key may be combined for a volume discount. Items that are not discountable are identified by the (*) following the part number. After a quantity of 25 items, the discount items apply the appropriate discount. To this subtotal, add the non-discountable items. Then add the handling charge. We pay all shipping and insurance to addresses in the U.S.A., Canada and Mexico with a money order or discount order.

WHEN ORDERING BY PHONE, CALL 1-800-346-5444 (Mn., Ak., HI., call 218-681-6674) by mail send your order to: DIGI-KEY, Highway 32, South Bend, River Falls, MN 56401

You may pay by check, money order, MasterCard, VISA or G.O.D. **DIGI-KEY GUARANTEE:** Any parts or products purchased from Digi-Key that prove to be defective will be replaced or refunded if returned within 90 days from receipt with a copy of invoice. Prices subject to change without notice.

HANDLING CHARGES			VOLUME DISCOUNT		
\$ 0.00 - 9.99	Add \$2.00	\$ 0.00 - 99.99	\$ 10.00 - \$25.00	Add \$0.75	\$ 10.00 - \$249.99
\$ 25.00 - \$50.00	Add \$1.50	\$ 250.00 - \$499.99	\$ 50.00 - \$99.99	Add \$1.50	Less 15%
\$ 50.00 - \$99.99	Add \$1.00	\$ 500.00 - \$999.99	Less 20%	None	Less 20%
\$100.00 & Up	No Charge	\$1000.00 & Up	Less 25%	None	Less 25%

LOW TIM DC STEREO PRE-AMP KIT TA-10 20

Incorporates brand-new D.C. design that gives a frequency response from 0Hz-100KHz \pm 0.5dB! Added features like tone defeat and loudness control let you tailor your own frequency supplies to eliminate power fluctuation! Specifications: • T.H.D. less than .005% • T.I.M. less than .005% • Frequency response: DC to 100KHz \pm 0.5dB • RIAA deviation: \pm 0.2dB • S/N ratio: better than 70dB • Sensitivity: Phono 2MV 47K/Aux. 100MV 100K • Output level: 1.3V • Max output: 15V • Tone control: bass \pm 10dB @ 50Hz/treble \pm 10dB @ 15Hz • Power supply: \pm 24 D.C. @ 0.5A
Kit comes with regulated power supply, all you need is a 48V C.T. transformer @ 0.5A.

ONLY \$44.50
X'former
\$4.50 ea.



100W CLASS A POWER AMP KIT

Dynamic Bias Class "A" circuit design makes this unit unique in its class. Crystall clear, 100 watts power output will satisfy the most picky fans. A perfect combination with the TA-1020 low T.I.M. stereo pre-amp.


- Specifications:
- Output power: 100W RMS into 8-ohm
125W RMS into 4-ohm
 - Frequency response: 10Hz-100KHz
 - T.H.D.: less than 0.008%
 - S/N ratio: better than 80dB
 - Input sensitivity: 1V max.
 - Power supply: \pm 40V @ 5 amp
 - One channel, needs two for stereo



TA-1000KIT
\$51.95
Power transformer
\$24.00 each

50 WATTS AUTO STEREO BOOSTER BY VERTRONIX

- Specifications: • 50 watts RMS total (25W + 25W)
- Frequency Response: \pm 0.5dB, 20Hz~20KHz
 - T.H.D.: 0.2% at full rated output
 - Input Impedance: 20K ohms
 - Crosstalk: Better than 90dB
 - Sensitivity: 1.5V for full rated output
 - S/N Ratio: Greater than 95dB
 - Speaker Load: 2~8 ohms
 - Voltage Supply: 9~18V D.C.



Model V-Amp 500
REG. PRICE \$119.00 EACH
OUR SPECIAL PRICE \$55.00 EACH

"FISHER" 30 WATT STEREO AMP MAIN AMP (15W x 2)

Kit includes 2 pcs. Fisher PA 301 Hybrid IC all electronic parts with PC Board. Power supply \pm 16V DC (not included). Power band with (KF 1% \pm 3dB). Voltage gain 33dB. 20Hz-20KHz.



Super Buy Only \$18.50

5W AUDIO AMP KIT

2 LM 380 with Volume Control
Power Supply 6 18V DC

ONLY \$6.00 EACH



2 WATT AUDIO AMP

Pre assembled units. All you need is to hook up the speaker and the volume control. Supply voltage from 9~15V D.C. measures only 2" x 3 1/2", making it good for portable or discrete applications. Comes with hook up data.



BUY 2 FOR \$4.99

1 WATT AUDIO AMP

All parts are pre-assembled on a mini PC Board. Supply Voltage 6~9V D.C.
SPECIAL PRICE \$1.95 ea.



NEW MARK III 9 Steps 4 Colors LED VU

Stereo level indicator kit with arc-shape display panel!!! This Mark III LED level indicator is a new design PC board with an arc-shape 4 colors LED display (change color from red, yellow, green and the peak output indicated by rose). The power range is very large from -30dB to +5dB. The Mark III indicator is applicable to 1 watt - 200 watts amplifier operating voltage is 3V-9V DC at max 400 MA. The circuit uses 10 LEDs per channel. It is very easy to connect to the amplifier. Just hook up with the speaker output!

IN KIT FORM \$18.50

MARK IV 15 STEPS LED POWER LEVEL INDICATOR KIT

This new stereo level indicator kit consists of 36 4-color LED (15 per channel) to indicate the sound level output of your amplifier from -36dB +3dB. Comes with a well-designed silk screen printed plastic panel and has a selector switch to allow floating or gradual output indicating. Power supply is 6 12V D.C. with THG on board input sensitivity controls. This unit can work with any amplifier from 1W to 200W!


Kit includes 70 pcs. driver transistors, 38 pcs. matched 4-color LED, all other electronic components, PC board and front panel.



MARK IV KIT \$31.50

MARK V 15 STEPS LED POWER OUTPUT INDICATOR KIT

All functions same as Mark IV but this is with heavy duty aluminum front plate and case. Can be easily slot into the front panel of your auto, truck or boat. Operates on 12V DC.



\$41.50 EACH KIT

SOLID STATE STEREO GRAPHIC EQUALIZER PRE AMP KIT TA-2500

Specifications:

- Total Harmonic Distortion: Less than 0.05%
- Intermodulation Distortion: (70Hz:7KHz = 4:1 SMPTE Method) Less than 0.03%
- Frequency Response: Overall 10Hz ~ 100KHz +0.5dB, -1dB
- RIAA Curve Deviation: (Phono) +0.2dB, -0.2dB (30Hz~15KHz)
- Channel separation (at rated output 1KHz)
- Phono, Tuner, Aux and Tape Monitor better than 70dB.
- Input sensitivity and impedance (1KHz for rated output) Phono: 2MV 47K ohms Aux: 130MV 50K ohms Tuner: 130MV 50K ohms Tape: 130MV 50K ohms
- Graphic Equalizer control: 10 Band Slide Control
- Frequency Bands: 31.5Hz; G3Hz; 125Hz; 250Hz; 500Hz; 1KHz; 2KHz; 4KHz; 8KHz; 16KHz also with on panel selector for Phono, Tuner, Aux 1 and Aux 2
- Power Supply: 117 VAC

Kit comes with all electronic components, transformer, instructions and a 19" rack mount type metal cabinet.



MODEL TA-2500 \$119.00 PER KIT

ELECTRONIC DUAL SPEAKER PROTECTOR


Cutt off when circuit is shorted or over load to protect your amplifier as well as your speakers. A must for OCL circuits.



KIT FORM \$8.75 EA.

PROFESSIONAL REGULATED VARIABLE D.C. POWER SUPPLY KIT

All solid state circuitry with high efficiency power transistor 2SD388 and I.C. voltage regulator MC1733. Output voltage can be adjusted from 0-30V at 1 amp current limited or 0-15V at 2 amp current limited. Internal resistance is less than 0.005 ohm; ripple and noise less than 1 MV, dual on panel meter for voltage and amp reading, also with on board LED and audible over load indicator. Kit comes with predrilled P.C. board, instructions, all necessary electronic components, transformer and a professional look metal cabinet. The best project for school and the most useful instrument for repairman. Build one today!
MODEL TR 88A 0~15V D.C. 2 amp
MODEL TR 88B 0~30V D.C. 1 amp



\$59.50 PER KIT

REGULATED DUAL VOLTAGE SUPPLY KIT

\pm 4~30V DC 800 MA adjustable, fully regulated by Fairchild 78MG and 79MG voltage regulator I.C. Kit includes all electronic parts, filter capacitors, I.C., heat sinks and P.C. board.



\$12.50 PER KIT

POWER SUPPLY KIT

0-30V D.C. REGULATED
Uses UA723 and ZN3055 Power TR output can be adjusted from 0-30V, 2 AMP. Complete with PC board and all electronic parts. Transformer for Power Supply. 2 AMP 24V x 2 **\$9.50**



0-30 Power Supply
\$10.50 each

TA-323 6 WATTS TOTAL 30W + 30W STEREO AMP KIT


This is a solid state all transistor circuitry with on board stereo pre-amp for most microphone or phone input. Power output employs 2 pairs matching Darlingtion Transistors. Driven by the popular 2N3053 Driver Transistors. Four built on board controls for; volume, balance, treble and bass. Power supplies requires 48 VET 2.5 amp transformer. T.H.D. of less than 0.1% between 100 Hz and 10KHz at full power. (30 Watts + 30 Watts loaded by 8~).

★ SPECIAL ★

EXCELLENT PRICE!

MODEL 001-0034
Transformer (Optional)

\$29.50 PER KIT \$10.50 EACH



200 WATTS CLASS 'A' STEREO POWER AMP KIT TA-2600 (WITH LED POWER LEVEL DISPLAY AND RACK MOUNT TYPE CABINET)

TA-2600 is a kit that combines two sets of TA-1000 class A power amplifiers that can give you 100 watts of true power per channel. The kit also has the latest "V" shape LED power level display with memory Peak Hold on the front panel. For speaker protection it also has separate electronic speaker protection circuits. Kit comes with the 19" rack mount type metal cabinet with a professional quality black anodized front panel; all electronic parts and components; P.C. boards; filter capacitors and a heavy duty transformer. Specifications:

- Power Level Display: Electronic LED type, 12 LED per channel from -18 dB to 0 dB with Peak Hold memory
- Power Amplifier: Output power 100 Watts per channel into 8 Ohm load; 125 Watts into 4 Ohm load. Total Music power output 250 Watts Max
- Frequency Response: 10 Hz to 100 KHz
- Total Harmonic Distortion: Less than 0.008% at full power
- Signal/Noise Ratio: better than 80 dB
- Input Sensitivity: 1V Max



MODEL TA-2600 \$285.00 FULLY ASSEMBLED \$225.00 KIT FORM



FORMULA INTERNATIONAL INC.

	SHIPPING AND HANDLING CHARGES	
	Under \$50.00 purchase	Over \$50.00 purchase
Inside California	10%	5%
Outside Calif. (includes Mexico & Canada)	15%	10%
Overseas	25%	20%

Minimum Order \$10.00/Calif. Residents Add 8% Sales Tax
Phone Orders Accepted on Visa or MC ONLY, NO C.O.D./Store Hours 10-7 Mon thru Sat

Send \$1.00 For Detailed Catalogue



12603 CRENSHAW BLVD., HAWTHORNE, CA 90250
PHONE: (213) 973-1921 • (213) 679-5162

FOR COMMERCIAL FREE TV BOX BUILDERS

MC 1358	\$2.50	LM 7815	\$1.20
MC 1350	\$2.00	NE 565	\$2.00
MC 1330	\$3.00	Connectors Set	\$1.00
LM 1458	\$1.00	I.C. Socket Set	\$2.00
LM 380	\$2.00	Matching Transformer	\$1.40
Sanyo UHF Tuner	\$35.00	Tolroid Coils	
Capacitors Set	\$12.50	(Set of 4)	\$3.00
Resistors Set	\$2.00	Speaker Cabinet	\$12.95
Trim Pots:		Transformer	
Trim Caps Set	\$13.50	18V 800MA	\$3.00
Pots and Knobs	\$2.00		

We sell you all the above components in a package for **\$125.00** and you will receive a free predrilled P.C. board and instructions at no charge!

SANYO UHF VARACTOR TUNER

For UHF CH 14 83
Tuning voltage +1V~+28V D.C. Input impedance 75 OHM. I.F. band width 7~16 MHz. Noise figure 11.5dB MAX. Size 2 5/8" x 1 1/4" x 3/4". Supply voltage 15V D.C. Sound I.F. = 58.0 MHz. Video I.F. = 62.5 MHz.




All units are brand new from Sanyo
MODEL 115-B-405A
\$35.00 EACH

Tuner is the most important part for the circuit. Don't let those \$19.00 tuners fool you!

TV GAME BOARD


PLAYS 4 GAMES. TENNIS. HOCKEY. HANDBALL AND JAI-ALAI.

All boards complete with all parts ready to play. Requires 6C size batteries and a small speaker for sound effects. The boards were surplus from a famous game manufacturer. They will play on all US standard black and white or color TV sets. (Regular price for these games were \$39.50 each)
OUR PRICE ONLY \$6.50 EACH



PART #57456

ELECTRONIC PIN BALL MACHINE



That sounds and plays like the real thing. All units are brand new but without the case. Functions of the game include double flipper control, kicker control, 1-4 players, 3 speed ball control, tilt switch, automatic score, extra bonus cave and many more. All solid state with LED panel, no moving parts. Requires 9V battery to operate, speaker not included.

A perfect gift for yourself or friends.
SPECIAL **\$8.99 EACH** SPEAKER **\$1.25 EACH**

ELECTRONIC MUSICAL TELEPHONE REST KIT

This telephone rest can be used as a door charm, an audible indicator and for many other sound projects. The special custom made I.C. is pre programmed with 4 musical tunes. Kit comes with a nice looking plastic case, pre-drilled P.C. board, volume control, special sound I.C. speakers and all electronic components and instructions. Ideal for home or school projects.



MODEL FIH-3000

BUY NOW!
SPECIAL PRICE! ONLY \$15.50 PER KIT

DIGITAL TIMER/CLOCK

- 24 Hour preset time to turn on or off
- 12 Hour green 0.5" display for time
- operated on 12~16V A.C.

The whole timer is self contained in a compact plastic case (as seen in photo). Designed for VTR with push button switch for easy setting. Limited quantity available.



NOW ONLY \$12.94 MODEL VEQ 0143

SANYO ANTENNA SIGNAL BOOSTER

This Booster is specially designed for UHF Channels (14-83). After installed this unit (between the antenna input cable and the UHF tuner) will have a minimum of 10dB gain, that is approximately 2 times better than what you are seeing now. Ideal for those who live in apartments that cannot put up an outdoor antenna. Size is so small; only 2" x 1 1/2" x 1". Supply voltage is 15 VDC.



★ **NEW ITEM** ★

MODEL 001-0076

\$12.50 EACH

13 FUNCTIONS LCD TIME MODULE



MODEL 001-0062

\$7.94 EACH

These modules are brand new and made by LITRONIX. Designed for a man's watch. Can be used for many applications. Comes with 2 silver batteries and the ceramic round transducer.

MATCHED PAIR POWER TRANSISTORS BY MOTOROLA

- MJ2955 PNP 150 Watts BV=60 V **\$3.50**
2N3055 NPN I.C.=15 A per pair
- MJE2955 PNP 90 Watts BV=60 V **\$3.00**
MJE3055 NPN I.C.=10 A per pair
- MJ15003 NPN 250 Watts BV=140 V **\$12.00**
MJ15004 PNP I.C.=20 A per pair

All above parts guaranteed to be prime and come with data sheets.

MUFFIN FANS FOR EQUIPMENT COOLING

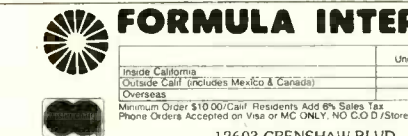
These fans are pulled out from used computers. But carefully cleaned by ultrasonic cleaner. All in "like-new" condition. Size 4 11/16" x 1 1/2" x 4 11/16"
MODEL MF505
\$9.50 EACH

FLUORESCENT LIGHT DRIVER KIT

12V DC POWERED
Lights up 8~15 Watt Fluorescent Light Tubes. Ideal for camper, outdoor, auto or boat. Kit includes high voltage coil, power transistor, heat sink, all other electronic parts and PC Board, light tube not included!
\$6.50 Per Kit

PRESS-A-LIGHT SELF GENERATED FLASHLIGHT

Never worry about battery, because it has none! Easy to carry in pocket and handy to use. Ideal for emergency light. It generates its own electricity by squeezing grip lever. Put one in your car, boat, camper or home. You may need it some time!
EXCLUSIVE! **\$3.95 ea.**
Model F-179



FORMULA INTERNATIONAL INC.

	Under \$50.00 purchase	Over \$50.00 purchase
Shipping and Handling Charges	10%	5%
Inside California	15%	10%
Outside Calif (includes Mex/Co & Canada)	25%	20%
Overseas		

Minimum Order \$10.00/Calif Residents Add 8% Sales Tax
Phone Orders Accepted on Visa or MC ONLY, NO C.O.D./Store Hours 10-7 Mon-Thu Sat

12603 CRENSHAW BLVD., HAWTHORNE, CA 90250
PHONE: (213) 973-1921 • (213) 679-5162

Send \$1.00 For Detailed Catalogue



No FCC license required.
OUR PRICE \$49.50
ADDITIONAL MICROPHONE (TRANSMITTER) AVAILABLE
AT \$28.00 EACH



MURA WMS-49

monitors the signal strength from the microphone. Standard phone jack outlet connection to a P.A. or other phone input. 9V battery included. This professional set is ideal for on stage, in field, church, in house or outdoor use.

CRYSTAL CONTROLLED WIRELESS MICROPHONE SYSTEM

Transmitter: FET mic for flat 30 ~18 KHz response extra controlled 49MHz AM Band for drift-free performance. 100 MW output (range approx. 1/4 mile) for reliable long range transmission. Powered by a 9V radio battery (included).
Receiver: Extra controlled locks on 49MHz transmitter signal. With on panel VU meter

SUPER FM WIRELESS MIC KIT— MARK III

This new designed circuit uses high FEQ. FET transistors with 2 stages pre amp. Transmits FM Range (88-120 MHz) up to 2 blocks away and with the ultra sensitive condenser microphone that comes with the kit, allows you to pick up any sound within 15 ft. away! Kit includes all electronic parts, OSC coils, and P.C. Board. Power supply 9V D.C.
\$11.50 PER KIT

FMC-105

WEM-36 FM WIRELESS MICROPHONE

TEET MODEL WEM-36 is a factory assembled FM wireless microphone powered by two AA size batteries. Transmits in the range of 88-108 MHz with 3 transistor circuits to meet with F.C.C. part 15 regulations. Element is built in a plastic tube type case with an omni-directional electret condenser microphone unit. By using a standard FM radio, signal can be heard anywhere on a one-acre lot. Sound quality was judged "very good."

MODEL WEM-36 **\$16.50 EACH**

WHISTLE ACTIVATED SWITCH BOARD

All boards are pre-assembled and tested. Your whistle to its FET condenser microphone from a distance, as far as 30 feet away (sensitivity can be easily adjusted) will turn the switch on, then match your whistle to it again, then it turns off. Ideal for remote control toys, electrical appliance such as lights, coffee pots, TV, Hi-Fi, radio or other projects. Unit works on 9V D.C.



MODEL 968 **\$4.50 EACH**

ULTRASONIC SWITCH KIT

Kit includes the Ultra Sonic Transducers, 2 PC Boards for transmitter and receiver. All electronic parts and instructions. Easy to build and a lot of uses such as remote control for TV, garage door, alarm system or counter. Unit operates by 9-12 DC.
\$15.50

ELECTRONIC SWITCH KIT

CONDENSER TYPE
Touch On Touch Off
uses 7473 I.C. and 12V relay
\$5.50 each



ramsey

the first name in Counters!



9 DIGITS 600 MHz \$129⁹⁵ WIRED

PRICES:

CT-90 wired, 1 year warranty	\$129.95
CT-90 Kit, 90 day parts warranty	
AC-1 AC adapter	109.95
BP-1 Nicad pack + AC Adapter/Charger	3.95
OV-1, Micro-power Oven time base	12.95
External time base input	49.95
	14.95

The CT-90 is the most versatile, feature packed counter available for less than \$300.00! Advanced design features include: three selectable gate times, nine digits, gate indicator and a unique display hold function which holds the displayed count after the input signal is removed! Also, a 10MHz TCXO time base is used which enables easy zero beat calibration checks against WWV. Optionally, an internal nicad battery pack, external time base input and Micro-power high stability crystal oven time base are available. The CT-90, performance you can count on!

SPECIFICATIONS:

Range:	20 Hz to 600 MHz
Sensitivity:	Less than 10 MV to 150 MHz Less than 50 MV to 500 MHz
Resolution:	0.1 Hz (10 MHz range) 1.0 Hz (60 MHz range) 10.0 Hz (600 MHz range) 9 digits 0.4" LED
Display:	9 digits 0.4" LED
Time base:	Standard-10,000 MHz, 1.0 ppm 20-40°C. Optional Micro-power oven-0.1 ppm 20-40°C
Power:	8-15 VAC @ 250 ma

7 DIGITS 525 MHz \$99⁹⁵ WIRED



SPECIFICATIONS:


Range:	20 Hz to 525 MHz
Sensitivity:	Less than 50 MV to 150 MHz Less than 150 MV to 500 MHz
Resolution:	1.0 Hz (5 MHz range) 10.0 Hz (50 MHz range) 100.0 Hz (500 MHz range)
Display:	7 digits 0.4" LED
Time base:	1.0 ppm TCXO 20-40°C
Power:	12 VAC @ 250 ma

The CT-70 breaks the price barrier on lab quality frequency counters. Deluxe features such as: three frequency ranges - each with pre-amplification, dual selectable gate times, and gate activity indication make measurements a snap. The wide frequency range enables you to accurately measure signals from audio thru UHF with 1.0 ppm accuracy - that's .0001%! The CT-70 is the answer to all your measurement needs, in the field, lab or ham shack.

PRICES:

CT-70 wired, 1 year warranty	\$99.95
CT-70 Kit, 90 day parts warranty	
AC-1 AC adapter	84.95
BP-1 Nicad pack + AC adapter/charger	3.95
	12.95

7 DIGITS 500 MHz \$79⁹⁵ WIRED



PRICES:

MINI-100 wired, 1 year warranty	\$79.95
AC-Z Ac adapter for MINI-100	3.95
BP-Z Nicad pack and AC adapter/charger	12.95

Here's a handy, general purpose counter that provides most counter functions at an unbelievable price. The MINI-100 doesn't have the full frequency range or input impedance qualities found in higher price units, but for basic RF signal measurements, it can't be beat! Accurate measurements can be made from 1 MHz all the way up to 500 MHz with excellent sensitivity throughout the range, and the two gate times let you select the resolution desired. Add the nicad pack option and the MINI-100 makes an ideal addition to your tool box for "in-the-field" frequency checks and repairs.

SPECIFICATIONS:

Range:	1 MHz to 500 MHz
Sensitivity:	Less than 25 MV
Resolution:	100 Hz (slow gate) 1.0 KHz (fast gate)
Display:	7 digits, 0.4" LED
Time base:	2.0 ppm 20-40°C
Power:	5 VDC @ 200 ma

8 DIGITS 600 MHz \$159⁹⁵ WIRED



SPECIFICATIONS:

Range:	20 Hz to 600 MHz
Sensitivity:	Less than 25 mv to 150 MHz Less than 150 mv to 600 MHz
Resolution:	1.0 Hz (60 MHz range) 10.0 Hz (600 MHz range)
Display:	8 digits 0.4" LED
Time base:	2.0 ppm 20-40°C
Power:	110 VAC or 12 VDC

The CT-50 is a versatile lab bench counter that will measure up to 600 MHz with 8 digit precision. And, one of its best features is the Receive Frequency Adapter, which turns the CT-50 into a digital readout for any receiver. The adapter is easily programmed for any receiver and a simple connection to the receiver's VFO is all that is required for use. Adding the receiver adapter in no way limits the operation of the CT-50, the adapter can be conveniently switched on or off. The CT-50, a counter that can work double-duty!

PRICES:

CT-50 wired, 1 year warranty	\$159.95
CT-50 Kit, 90 day parts warranty	
RA-1, receiver adapter kit	119.95
RA-1 wired and pre-programmed (send copy of receiver schematic)	14.95
	29.95

DIGITAL MULTIMETER \$99⁹⁵ WIRED



PRICES:

DM-700 wired, 1 year warranty	\$99.95
DM-700 Kit, 90 day parts warranty	
AC-1, AC adaptor	79.95
BP-3, Nicad pack + AC adapter/charger	3.95
MP-1, Probe kit	19.95
	2.95

The DM-700 offers professional quality performance at a hobbyist price. Features include: 26 different ranges and 5 functions, all arranged in a convenient, easy to use format. Measurements are displayed on a large 3 1/2 digit, 1/2 inch LED readout with automatic decimal placement, automatic polarity, overrange indication and overload protection up to 1250 volts on all ranges, making it virtually goof-proof! The DM-700 looks great, a handsome, jet black, rugged ABS case with convenient retractable tilt bail makes it an ideal addition to any shop.

SPECIFICATIONS:

DC/AC volts:	100uV to 1 KV, 5 ranges
DC/AC current:	0.1 uA to 2.0 Amps, 5 ranges
Resistance:	0.1 ohms to 20 Megohms, 6 ranges
Input impedance:	10 Megohms, DC/AC volts
Accuracy:	0.1% basic DC volts
Power:	4 'C' cells

AUDIO SCALER

For high resolution audio measurements, multiplies UP in frequency.

- Great for PL tones
- Multiplies by 10 or 100
- 0.01 Hz resolution!

\$29.95 Kit \$39.95 Wired

ACCESSORIES

Telescopic whip antenna - BNC plug	\$ 7.95
High impedance probe, light loading	15.95
Low pass probe, for audio measurements	15.95
Direct probe, general purpose usage	12.95
Tilt bail, for CT 70, 90, MINI-100	3.95
Color burst calibration unit, calibrates counter against color TV signal.	14.95

COUNTER PREAMP


For measuring extremely weak signals from 10 to 1,000 MHz. Small size, powered by plug transformer-included.

- Flat 25 db gain
- BNC Connectors
- Great for sniffing RF with pick-up loop

\$34.95 Kit \$44.95 Wired

ramsey electronics, inc.

2575 BAIRD RD. • PENFIELD, NY 14526



PHONE ORDERS
CALL 716-586-3950

TERMS

Satisfaction guaranteed - examine for 10 days, if not pleased return in original form for refund. Add 5% for shipping insurance to a maximum of \$10. Overseas add 15% COD, add \$2. Orders under \$10, add \$1.50. NY residents, add 7% tax.

CIRCLE 175 ON FREE INFORMATION CARD

7400 component list table with columns for part number, quantity, and price.

74LS component list table with columns for part number, quantity, and price.

74S component list table with columns for part number, quantity, and price.

CA-LINEAR component list table with columns for part number, quantity, and price.

Bulova Quartz Ladies Watches advertisement featuring four watch images and the text 'ONE YEAR FACTORY WARRANTY'.

Your Choice — \$69.95 ea. any Model. CALL OR SEND ORDER IN REFERENCING TO THIS AD FOR SPECIAL PRICE.

LITRONIX Stick Display Sale advertisement with a table of product specifications and prices.

NATIONAL Stick Display Sale advertisement with a table of product specifications and prices.

COMPUTER GRADE CAPACITORS advertisement with a table of capacitor specifications and prices.

LOW PROFILE (TIN) SOCKETS, SOLDER TAIL STANDARD (TIN), and WIRE WRAP SOCKETS (GOLD) LEVEL #3 advertisement.

1/4 WATT RESISTOR ASSORTMENTS - 5% advertisement with a table of resistor values and prices.

Jameco Electronics advertisement for a catalog with address and contact information.

INTERSIL advertisement listing various integrated circuits and their prices.

74C component list table with columns for part number, quantity, and price.


LINEAR component list table with columns for part number, quantity, and price.

CAPACITOR CORNER advertisement listing various capacitor types and prices.

COMPARE HITACHI SCOPES TO ANY OTHER

100 MHz Scope \$1595.00
50 MHz Scope \$1250.00

... and we're not joking!



No one can match the features or performance at our MARKET-SHATTERING PRICES!

Buy with confidence from the nation's largest Hitachi distributor.

RDHITV1050 100 MHz, List \$2375.00

Sale \$1595.00

RDHITV550B 50 MHz, List \$1745.00

Sale \$1250.00

RDHITV352 35 MHz, List \$1150.00

Sale \$795.00

RDHITV202 20 MHz, List \$850.00

Sale \$595.00

- 6" square CRT with internal graticule (illuminated scale)
- High sensitivity; 1mV/div. (10 MHz) V550B
- High sensitivity; 5mV/div. (10 MHz) V1050
- Automatic focus eliminates lag
- Trace rotation for easily adjusting brightline inclination caused by terrestrial magnetism
- Third Channel Display (Trigger View) V550B
- Fourth Channel Display (Trigger View) V1050
- X-Y Operation Convenient for observation of two types of waves
- Delayed sweep permits 1,000 x magnification
- Variable Hold-off circuitry facilitates pulse measurement
- Single Sweep capability
- 10 x sweep magnification facilitates precision measurement
- Delayed sweep jitter held below 1/20,000
- 2 probes and cover included
- 2 year warranty

- 6" Square CRT with internal graticule (illuminated scale)
- High-accuracy voltage axis and time axis set at ±3% (certified at 10° to 34° C)
- High-sensitivity 1mV/div.
- Low drift
- 2 Year Warranty
- Dynamic range 8 div.
- TV sync-separator circuit
- Built-in signal delay line (V-352)
- X-Y operation
- Sweep-time magnifier (10 times)
- Trace rotation system
- Fine-adjusting, click-positioning function
- 2 probes included

Until now, if you wanted a 50MHz or 100MHz dual trace oscilloscope of uncompromising quality, there was only one choice. Now there is a second... outstanding new delay sweep with an established name — the Hitachi V550B and the V1050.

The HITACHI V550B (50MHz) and V1050 (100MHz) offer all the capabilities you might demand from a lab grade oscilloscope. Capabilities such as a max. sweep rate of 2ns/div (V1050) 5ns/div (V550B). Also features you may not expect, like sensitivity of 1 mV/div (V550B) 5mV/div (V1050) @ 10MHz, automatic focus correction, and a built-in TV sync separator circuit.

The cost? Remarkably reasonable, especially when you compare it to the other leading 50MHz or 100MHz Dual trace oscilloscopes. It's a price breakthrough made possible by using up-to-date production techniques and a design backed up by over 20 years of oscilloscope experience.

HITACHI Oscilloscopes are innovative oscilloscopes designed and manufactured by Hitachi Denshi Ltd. The wide experience gained by HITACHI electronic specialists in producing oscilloscopes has resulted in this line of modern oscilloscopes featuring wider band width, more compact design and light weight. Through adopting circuitry with linear IC's and logic IC's plus modern manufacturing techniques, including automatic component-insertion machines. These oscilloscopes offer increased stability, improved reliability, excellent performance and enhanced operating ease.

The panel layout is designed to create maximum operating ease by considering measuring processes and operation frequency. The layout is divided into three blocks according to respective functions identified by different colors. This convenience-oriented design for users improves daily controllability and drastically reduces operating errors.

PRIORITY ONE ELECTRONICS

9161 Deering Ave., Chatsworth, CA 91311



ORDER TOLL FREE (800) 423-5922
CA, AK, HI CALL (213) 709-5464



HITACHI, U.S., VISA, MC, BAC, Check, Money Order, U.S. Funds Only. CA residents add 6% Sales Tax. INCLUDE \$15.00 FOR EACH OSCILLOSCOPE for UPS Surface Shipping and Handling. Just in case, include your phone number. Prices subject to change without notice. We will do our best to maintain these prices through March, 1982. For complete specifications, see our 60 page catalog in the November issue of BYTE or send \$1.00 for your copy today. Sale Prices are for prepared orders only.

CIRCLE 80 ON FREE INFORMATION CARD

HITACHI — THE MEASURE OF QUALITY

(602) 266-9758 (602) 266-9758



Wholesale - Retail - Surplus
Electronic Parts
6835 N. 16th Street • Phoenix, AZ 85016

DIGITAL TIMER/CLOCK

- 24 Hour preset time to turn on or off
- 12 Hour green 0.5" display for time
- operated on 12~16V A.C.

The whole timer is self contained in a compact plastic case (as seen in photo). Designed for VTR with push button switch for easy setting. Limited quantity available.



NOW ONLY \$12.94

For Commercial Free TV Box Builders

MC 1358	\$2.50	LM 7815	\$1.20
MC 1350	\$2.00	NE 565	\$2.00
MC 1330	\$3.00	Connectors Set	\$1.00
LM 1458	\$1.00	I.C. Socket Set	\$2.00
LM 380	\$2.00	Matching Transformer	\$1.40
Sanyo UHF Tuner	\$35.00		

REGULATOR BOARD



\$3.75

Contains: (1) 7824CK (1) 7812CK (1) 320K5
(1) MJ3771 (1) MC1436G
(1) NE555 & (4) TO-5 HEAT SINKS

**12 V. GE NICAD Battery Pack
3" x 2" x 1 1/4"**

\$3.75



Contains 10 "AA" Cells

PLASTIC PROJECT CASE



.95

1 1/2" x R4" x D7" x W9"
Removable Top, No Bottom

TELEPHONE PUSH BUTTON KEY PAD

\$5.95

(w) Encoder & Tone Generator



MICRO WAVE DOWN CONVERTER KIT (HMR II type)



PC.Bd, 3-MRF901's, 2-MBD 101's,
1 Thermistor, 1 Cboke, 3-Chip Caps,
1 "F" Connector, 8 Resistors
+ Instructions

\$39.95

5 V. 25 A. SWITCHING REGULATOR

\$14.95



ALL ORDERS SHIPPED SAME DAY VIA UPS
SORRY NO COD'S
(602) 266-9758

ELECTRONIC KITS FROM HAL-TRONIX

2304 MHZ DOWN CONVERTERS. TUNES IN ON CHANNELS 2 TO 7 ON YOUR OWN HOME T.V. HAS FREQUENCY RANGE FROM 2000 MHZ TO 2500 MHZ. EASY TO CONSTRUCT AND COMES COMPLETE WITH ALL PARTS INCLUDING A DIE-CAST ALUM CASE AND COAX FITTINGS, REQUIRE A VARIABLE POWER SUPPLY AND ANTENNA (Antenna can be a dish type or coffee can type depending on the signal strength in your area.)

- 2304 MOD 1 (Basic Kit) \$49.95
 - 2304 MOD 2 (Basic / Pre-amp) \$59.95
 - 2304 MOD 3 (Hi-Gain Pre-amp) \$69.95
- POWER SUPPLY FOR EITHER MODEL ABOVE IS AVAILABLE. COMES COMPLETE WITH ALL PARTS. CASE, TRANSFORMER, ANTENNA SWITCH AND CONNECTORS (Kit) \$24.95
Assembled.....\$34.95
Slotted Microwave Antenna For Above Downverters.....\$39.95

PREAMPLIFIERS

HAL PA-19—1.5 mhz to 150 mhz. 19db gain operates on 8 to 18 volts at 10ma. Complete unit \$8.95.
HAL PA-1.4—3 mhz to 1.4 ghz. 10 to 12 db gain operates on 8 to 18 volts at 10ma. Complete unit \$12.95.
(The above units are ideal for receivers, counters, etc.)

- 16 LINE TOUCH TONE DECODER KIT WITH P.C. BOARD AND PARTS\$69.95
- 12 LINE TOUCH TONE DECODER KIT WITH P.C. BOARD AND PARTS\$39.95
- 16 LINE ENCODER KIT, COMPLETE WITH CASE, PAD AND COMPONENTS\$39.95
- 12 LINE ENCODER KIT, COMPLETE WITH CASE, PAD AND COMPONENTS\$29.95

MANY, MANY OTHER KITS AVAILABLE

Send 20 cents stamp or S.A.S.E. for information and flyer on other HAL-TRONIX products. To order by phone, 1-313-285-1782.



HAL-TRONIX
P.O. Box 4104
Southgate, MI 48195

SHIPPING INFORMATION: ORDERS OVER \$50.00 WILL BE SHIPPED POSTPAID EXCEPT ON ITEMS WHERE ADDITIONAL CHARGES ARE REQUESTED. ON ORDERS LESS THAN \$20.00 PLEASE INCLUDE ADDITIONAL \$2.00 FOR HANDLING AND MAILING CHARGES.

CIRCLE 1 ON FREE INFORMATION CARD

NEW INTRODUCING OUR NEW LINE OF HITECH KITS

Our Electronic Kits are educational in nature, fun to build and enjoyable to play. Each kit comes with complete documentation, which includes schematic diagram, parts list and component layout picture. A circuit theory section is also included to help the builder understand the circuit operation.

0-35V 1.5A Quality Power Supply
Provides 4 ranges of current limiting up to 1.5A. Uses precision regulator and power transistor booster.
HKIT-83A Kit \$19.50

30W Single Channel Power Amp.
Compact power amp. with volume, treble and base control. Excellent for boosting the power of your portable radio, or cassette. Connect to your TV audio and experience the real sound of your TV program.
HKIT-300 Kit \$16.95

Programmable Music Door-bell
Electronic door-bell that has 9 programmable tones. Uses CMOS for low power consumption and has auto shut-off feature.
HKIT-47A Kit \$14.50

5 Function LCD Pen Watch
High Quality ball point pen with built-in 5 function LCD watch. Comes as finished product only with gift box. \$9.99

7 Digit Universal Counter
Universal Counter counts up to 99,999,999 and 10 million events. 7 large 0.5" digits. Crystal time base. High performance.
HKIT-86A Kit \$49.50

Digital Panel Meter
This 6000 count Digital Panel Meter employs a crystal time base and large 0.5" LED displays with a 2 input range control.
HKIT-23A Kit \$24.50

LED Stereo Level Meter
LSI circuitry w/peak hold and auto reset. -15 to +2 dB range. 1-200 W input w/level adj. Works w/Car Batt.
HKIT-33 Kit \$29.95

More Instrument Kits will be introduced in the next issue. Circle inquiry card or send SASE for immediate reply.
Kits do not include transformer/batt./case

To Order, send check or money order to:

Hitech Electronics
4425 W. Sepulveda Blvd., Torrance CA 90505
Phone Orders: (213) 371-2160
VISA and M/C welcomed
Shipping and Handling \$2.00. CA resident add 6% tax.

PLEASE VISIT OUR STORE. Open 10:00-6:00 Mon. thru Sat.
Special discounts available to educational institutions. Dealer inquiries invited.

CIRCLE 101 ON FREE INFORMATION CARD

AMAZING DEVICES

PHASORS/SHOCKWAVE

PPF-1 PHASOR PAIN FIELD — is being tested by Gov't for riot control. Soon to come under weapons restrictions as an infernal machine. Easily hand-held. Hazardous — Use with discretion. SOLD ONLY FOR ANIMAL CONTROL.
PPF-1 PLANS \$15.00

IPG-3 INVISIBLE PAIN FIELD GENERATOR — Produces directional field of moderately intense pain to lower back of head up to 50 ft. Cigarette pack sized enclosure is easily hidden.
IPG-3 PLANS \$7.00 IPG-3K KIT \$39.50
IPG-3K ASSEMBLED FOR ANIMAL CONTROL \$49.50

HUG-1 HIGH POWERED ULTRASONIC GUN — Produces directional 130 db's of sound pressure energy at 20-24 kHz. Hand-held, intended for lab use.
HUG-1 PLANS \$10.00

LASERS

PARTICLE BEAM WEAPON PLANS \$15.00
LHP-2 BEGINNER VISIBLE RED NON-HAZARDOUS OPTICAL DEVICE. Adjustable pulse.
LHP-2 PLANS \$7.00 LHP-2K KIT \$39.50
LP-3/LRG-3 LASER PISTOL AND RIFLE COMBINATION — 7-24 watts of infrared energy.
LP-3/LRG-3 PLANS \$10.00

LGU-1 VISIBLE RED LASER GUN for holography, special effects, cloud writing, etc.
LGU-1 PLANS \$10.00

LC-1 BURNING/CUTTING CO2 LASER — 10-40 watts continuous.
LC-1 PLANS \$15.00

RUB-1 WELDING/DRILLING RUBIYVYAG LASER. Intense red.
RUB-1 PLANS \$15.00

HPS-1 HIGH POWERED PORTABLE ENERGY SOURCE FOR LASERS & MAGNETIC WEAPONS exploding wires, shock waves, etc.
HPS-1 PLANS \$8.00 HPS-1K KIT \$49.50

SECURITY/PERSONAL PROTECTION

INF-1 INFINITY TRANSMITTER — Uses telephone lines for selective home or office listening while away on business or vacation.
INF-1 PLANS \$15.00

SD-4 SEE IN THE DARK — Device, long range. SD-4 PLANS \$10.00

VWPM-5 WIRELESS TELEPHONE TRANSMITTER — Long range.
VWPM-5 PLANS \$10.00 VWPM-5K KIT \$34.50

FBI-7 WIRELESS MICROPHONE — Extended range.
FBI-7 PLANS \$7.00 FBI-7K KIT \$34.50

HOD-1/TT-6 ELECTRONIC TRACKING AND HOMING DEVICE
HOD-1/TT-6 PLANS \$6.00 HOD-1/TT-6K KIT \$39.50

TAT-2 TALK AND TELL — Device records telephone when in use.
TAT-2 PLANS \$5.00 TAT-2K KIT \$14.50

PSW-3 PHASOR STUN WAND — Produces energy capable of burning flesh. Intended as a last resort personal defense weapon.
PSW-3 PLANS \$8.00 PSW-3K KIT \$59.50

Send for free catalog descriptions of above items, kits and parts, plus hundreds more. We accept, Master Charge and VISA or when ordering send check or money order to:

SCIENTIFIC SYSTEMS
DEPT. 88 BOX 716, AMHERST N.H. 03031

CIRCLE 100 ON FREE INFORMATION CARD

SCR SUPER-BUYS

① FREE SCRAMBLER PLANS plus a brochure describing our new UHF-VHF Conversion Kit are yours just by sending us your name, address and a 20c stamp. **FREE**

② 9-INCH BLACK AND WHITE CRT MONITOR. Ideal for microcomputer or security use. 22 transistors. Designed for excellent resolution. Frequency response — 12 MHz. Continuous DC restoration for superior contrast. List Price \$225.00 each. **Our Factory Direct Price \$165.00 ea.**

③ UHF-VHF CONVERSION KIT. Complete with PC board; all required components; cabinet with speaker; and comprehensive brochure incl. schematic, board layout, mounting and hook-up diagrams, parts list and assembly and set-up instructions. All parts are industrial prime quality. **Our Own Famous Kit \$119.95 ea.**

④ NEW ZENITH ZVM-121 HIGH-LEGIBILITY CRT MONITOR. Features 12" green phosphor CRT, with 15 MHz Bandwidth. 40 or 80 character widths are operator switch-selectable. Fully compatible with 80-column Apple cards, etc. **Our Factory Direct Price \$117.95 ea.**

⑤ MITSUMI VARACTOR-TUNER. Channels 15-82. Modified for kit use. **\$300.00 ea.**

Standard versions. **\$280.00 ea.**

SCR ELECTRONICS INC.
5303 Lincoln Ave., Cypress, CA 90630


\$10.00 MIN. ORDER HANDLING/SHIPPING \$5.00
Pay by CHECK, M.O., VISA, M/C, C.O.D.
UPS ANYWHERE IN CONTINENTAL U.S.
For Free Buyers Guide Catalog Circle No. 79

CIRCLE 102 ON FREE INFORMATION CARD

RADIO-ELECTRONICS

QUALITY parts at DISCOUNT PRICES!

4 CHANNEL 8 TRACK HOME UNIT



BRAND NEW UNITS... ASSEMBLY INCLUDES; TAPE HEAD, MOTOR BELT, 110VAC MOTOR, PRE-AMP, LIGHTS, SWITCHES, SOLENOID AND OTHER USEFUL PARTS... AN EXCEPTIONAL BUY! \$7.25 PER ASSEMBLY

4PDT RELAY

• 14 pin style
• 3 amp contacts
• 24 volt d.c. or 120 volt a.c. coil
• Used but fully tested
\$1.70 EACH
specify coil voltage
LARGE QUANTITIES AVAILABLE
SOCKETS FOR RELAY 50¢ each

FOUR TERMINAL CONNECTOR

\$1.50 PER SET
WEATHER-PROOF, MOLDED SOCKET, CONNECTOR SET.

3 TERMINAL CONNECTOR

CONNECTOR SET, SIZE: 5/8" LONG 1/8" WIDE, 1/4" DEEP NOT INCL. PIN LENGTH... **75¢ A PAIR**

MINI SIZE BUZZERS

1/2 to 3 volts **75¢ ea** WITH WIRE LEADS
1/2 to 3 volts **75¢ ea** WITH PIN TERMINALS
3 to 7 volts WITH PIN TERMINALS **75¢ each**

mitsumi MODEL UES-A55F VARACTOR UHF TUNER

FREQ. RANGE 470 - 889 MHz
ANTENNA INPUT 300 OHMS
\$25.00 each
10 for \$220.00

JOYSTICK

PRECISION DEVICE... CONTAINS 4 50K CENTER TAPPED ALPS POTS... **\$4.75 each**

FLAT LEVER MINI-TOGGLE SPDT (ON-ON)

5 AMP @ 120 VAC
CGK # 7105
\$1.00 EACH
10 for \$8.50
100 for \$75.00



FREE!
1982 DISCOUNT ELECTRONICS CATALOG

JOIN THE PAK!

Send for our Free catalog and become a member of our exclusive Pak. Our

members receive Poly Paks'

exciting catalog several

times a year. We offer:

Penny Sales, Free

Premiums and Low,

Low Prices on a wide variety of

Electronic Products such as Computer Periph-

erals, Integrated Circuits, Speakers, Audio

Equipment, Rechargeable Batteries, Solar Prod-

ucts, Semiconductors, and much, much more!

Take advantage of our 25 years as America's

foremost Supplier of discount electronics.

RUSH ME YOUR FREE DISCOUNT CATALOG!

NAME: _____

ADDRESS: _____

CITY: _____

STATE: _____ ZIP: _____

CLIP AND MAIL COUPON TODAY TO:


POLY PAKS, INC.

P.O. Box 942, RA-4

S. LYNNFIELD, MA. 01940

Over 4.5 Million Satisfied Customers

FREE CATALOG OF Burglar/Fire Alarms



Controls • Power Sources
• Remote Stations • Holdup Alarms • Wireless Components
• Magnetic Contacts • Ultrasonic • Microwave • Infrared
• Sirens • Bells • Glass Protection • Shock Sensors • Phone Dialers • CCTV • Locks • Safes

mountain west

4215 N. 16th St. Dept. RE-4
Phoenix, Arizona 86016

1-800-528-6169

SEND FOR NEW 1982 Free! 40 PAGE CATALOG Free!

COMPUTER GRADE CAPACITOR

700 mfd. 150VDC **\$2.00**
2 1/2" DIA X 4 3/4" HIGH
3,600 mfd. **\$1.00**
40VDC
1 3/8" DIA. X 3" HI
6,400 mfd. **\$2.50**
60VDC
1 3/8" DIA X 4 1/4"
12,000 mfd. 40VDC **\$3.00**
2" DIA X 4 1/4" HIGH
18,000 mfd. 75VDC **\$4.00**
2 1/2" DIA X 4 1/2" HIGH
20,000 mfd. 25VDC
2" DIA. X 2 1/2" HIGH **\$2.00**
22,000 mfd. 15VDC
2" DIA X 2 1/2" HIGH **\$2.00**
22,000 mfd. 40VDC
2" DIA. X 6" HIGH **\$3.00**
25,000 mfd. 75VDC **\$4.50**
3" DIA X 4 3/8" HIGH
45,000 mfd. 25VDC **\$3.50**
2" DIA. X 4" HIGH
72,000 mfd. 15VDC
2" DIA. X 4" HIGH **\$3.50**
CLAMPS TO FIT CAPACITORS 50¢ ea.

L.E.D.'s

STANDARD JUMBO DIFFUSED
RED 10 FOR \$1.50
GREEN 10 FOR \$2.00
YELLOW 10 FOR \$2.00

FLASHER LED

5 VOLT OPERATION
JUMBO SIZE
2 FOR \$1.70

BI POLAR LED

2 FOR \$1.70

SUB MINI LED

.079" X .098"
20 mA at 1.75v
10 FOR \$1.00
200 FOR \$18.00
QUANTITY PRICES AVAILABLE

CANNON XLRA-3-13 CONNECTOR

3 PRONG CHASSIS MOUNT CONNECTOR
\$2.00 EACH
10 for \$19.00

SUPER SMALL PHOTO-FLASH

170 MFD 330 VOLT
1 1/4" X 7/8"
2 for \$1.50
10 for \$7.00

BLACK LIGHT (ULTRAVIOLET)

G.E. # F6T5BL **\$2.50 each**

TRANSFORMERS

120 volt primaries
750 MFD 330 V PHOTO FLASH
2" HIGH X 1 1/4" DIA
\$1.25 EACH
10 FOR \$11.00
2" DIA. 112VDC BUZZER SPECIAL!
50¢ each
10 for \$4.00
100 for \$35.00

TRANSFORMERS

6 VOLTS at 150 mA \$1.25
12 V.C.T. at 500 mA \$2.50
16.5 V. at 3 AMPS \$6.50
18 VOLTS at 1 AMP \$4.50
25.2 V.C.T. at 2.8 AMP \$5.50

ALLIGATOR CLIPS

7 clips for \$1.00
100 clips for \$12.00
500 clips for \$50.00

SPECIAL MRF 901

MICROWAVE TRANSISTOR **\$2.50 EA.**

ALL ELECTRONICS CORP.

905 S. Vermont Ave.
P.O. BOX 20406
Los Angeles, Calif. 90006
(213) 380-8000


Mon. - Fri. Saturday
9 AM - 5 PM 10 AM - 3 PM

TERMS
• Quantities Limited
• Min Order \$10.00
• Add \$ 2.50 Shipping USA
• Calif. Res. Add 6%
• Prompt Shipping

Components Express, Inc.

"Have you kissed your computer lately?"
1380 E. Edinger, Unit CC Santa Ana, CA 92705 (714) 558-3972

BROAD BAND MICROWAVE RECEIVER SYSTEM 1.8GHZ to 2.4 GHZ



only **\$295.**

With built-in-converter to channel 2, 3, or 4 of any standard TV set.

- 24" Dish
- Feed-Horn Receiver
- Mounting Bracket
- Mounting Clamp
- Instructions.
- 300 Ohm to 75 Ohm Adapter
- 750 Ohm to 300 Ohm Adapter
- 60 Feet Coax Cable with Connectors
- 3 Feet Coax Cable with Connectors

RANGE: Line of sight to 250 miles.
SCOPE: Will receive within the frequency band from satellites, primary microwave stations, and repeater microwave booster stations.
CONTENTS: Completely packaged in 19"x19"x4 1/2" corrugated carton complete with list.

WARRANTY: 180 days for all factory defects and electronic failures for normal usage and handling. Defective sub assemblies will be replaced with new or re-manufactured sub assembly on a 48 hour exchange guarantee.

This system is not a kit and requires no additional devices or equipment other than a TV set to place in operation.

Dealer inquiries invited.

DON'T FORGET



USE YOUR READER SERVICE CARD

RADIO-ELECTRONICS

OSCILLOSCOPE



SUPER SALE

HITACHI			Reg.	Sale
V-151B	Single	15MHz/1mV	570	480
V-152B	Dual	15MHz/1mV	735	599
V-202	Dual	20MHz/1mV	850	697
V-302B	Dual	30MHz/1mV	995	815
V-352	Dual	35MHz/1mV	1150	950
V-550B	Dual	50MHz/1mV	1745	1495
V-1050	Quad	100MHz/0.5mV	2390	1995

SOLTEC				
515-1	Single	15MHz/1mV	495	Call
515-2	Dual	15MHz/1mV	595	Call
520	Dual	20MHz/1mV	695	Call
530	Dual	30MHz/1mV	895	Call

LEADER				
LBO-513	Single	10MHz/1mV	550	Call
LBO-514	Dual	10MHz/1mV	695	Call
LBO-508A	Dual	20MHz/10mV	880	Call
LBO-520A	Dual	35MHz/5mV	1250	Call
LBO-515B	Dual	30MHz/5mV	1580	Call

FREE FREIGHT for order paid with cashier's check or money order. Above prices are for prepaid order only. VISA/MC accepted. Allow 2 weeks to clear personal checks. California residents, add 6% sales tax. Prices and specifications subject to change without notice.

testek (213) 786-6890
 TESTEK CORPORATION
 6910 Hayvenhurst Ave., Van Nuys, CA 91406

EQUIPMENT REPORTS

continued from page 118

the printer to roll the paper backwards. The ribbon is supplied in a cartridge that spans almost the full length of the printer. It simply drops into place; there is no threading or positioning. It is one of the easiest ribbons to install, even for someone who is all thumbs. Replacements are priced at \$7.95.

The printer is rather small. Without the paper-roll adapter, it measures 15 x 9 1/4 x 3-inches. (You must allow some room at the rear for loading paper.) The power switch is located at the left rear outside the paper path. (Even some of the best of other printers are known to get their cables tangled up with the paper because the cables are right in the feed path.) On the top right is a recessed, toothed knob for manual paper positioning.

While the *Bytewriter-1* has some obvious limitations, such as variable impact density and lack of direct-line feed, it does quite a creditable job for its price. Certainly, at \$299 (plus \$19.95 for the interface cable and \$15 for shipping) it is one of the least expensive "full size" printers around. For information, or to order a *Bytewriter-1*, write to Microtek Inc., 9514 Chesapeake Dr., San Diego, CA 92123. R-E

CHANEY electronics inc.

P.O. BOX 27038, DENVER, COLO. 80227 PHONE ORDERS: 303-781-5750

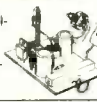
TEACHERS AND HOBBYISTS

Chaney Electronics has been providing quality electronic kits for high schools, tech schools, universities and hobbyists for over 10 years and we hope you will join the thousands of satisfied Chaney Electronic kit builders. All of our kits contain a quality etched and drilled glass epoxy pc board, all necessary electronic parts (except as noted on a few kits) and easy to understand assembly instructions. You provide a battery for the battery operated kits and of course you may

wish to provide a case. We recommend that you use a low wattage soldering iron and good quality rosin core solder when assembling your kits. Building our kits is both rewarding and fun because they are thoroughly tested and designed so that with proper assembly they work the first time! If you have any questions please call or write: we are here to assist you.

SEND FOR OUR COMPLETE CATALOG OF KITS AND PARTS.

120VAC VARIABLE STROBE LIGHT KIT
 Complete variable rate strobe light kit produces brilliant flashes of light. Operates from standard 120VAC. Reliable design—thousands of these are in use throughout the world. Overall size of completed board: 3"L x 2"W x 3"H.
C3071 \$7.50



ELECTRONIC WHEEL OF FORTUNE KIT
 Push the start button and a bright red ball (LEDs) appear to spin around ten numbers. When you release the button the electronic ball appears to slow down and finally comes to a stop on one number. As the ball spins a small speaker emits a ticking sound in synchronization. Unit operates from 9V battery. Size of board: 2.9" x 2.6" **C3806 \$9.99**



3VDC ELECTRONIC WARNING FLASHER KIT
 This portable battery operated device continuously emits bursts of intense light at a fixed repetition rate. Can be seen for great distances making it a great safety device. Features neon flashtube. Operates on 3VDC (two 1.5V Batteries). Size of board: 2 1/2" L x 2" W.
C3207 \$7.95



AC FAILURE ALARM KIT
 Have you ever been late because the AC went off and your clock radio didn't work? Well, that need not happen again! Simply plug this unit into the wall outlet and if the AC goes off the unit emits a tone. Features green ready light and piezoelectric tone device. Operates on 9V battery. Size of board: 2.8" x 2.3".
C4483 \$4.75



STROBOSCOPE KIT
 Reliable IC design kit for use in physics experiments or troubleshooting. Optically stops motion of fans, wheels, pulleys, flywheels, etc. The stroboscope operates from standard 120VAC and features bright xenon flash tube and IC design. Size of board: 3.5" x 4.75".
C4070 \$29.95



10 WATT SIREN KIT
 Kit provides a loud alternating tone output. Uses two IC's and a power transistor to provide a reliable performance. Features variable sound control and 6 to 12VDC operation. Requires 8 ohm speaker. Size of board: 3.5" x 1.5".
C4068 \$5.00





PHOTO SLAVE TRIGGER KIT
 Probably the most sensitive slave trigger kit on the market. Simply connect to the strobe that will be used as the slave. When the master strobe is fired the slave strobe will also flash. Size of board: 1.5" x 1".
C4630 \$6.00



SOUND EFFECTS GENERATOR KIT
 Exciting sound effects kit uses the popular T176477 chip to develop phasing, locomotive, siren, tweeting bird, organ, Model T, etc. sounds. Uses dip switch for simple programming of the generator. Operates from 9V battery. Size of board: 3.25" x 2".
C4422 \$12.95




FASCINATION STAR KIT
 Produces an "exploding star" visual effect using 25 LEDs and IC circuitry. The center LED lights first then the next group of LEDs light and then another set of lights until the outer edge of the star lights up. The process then reverses itself. Operates from 9V battery. **C4432 \$10.95**



PHASOR GUN SOUND AND LIGHT KIT
 Here's a simple kit which makes an excellent first project. Uses special IC, darlington transistor and LED to produce "outer space phasor gun" sound and flashing red light. Operates from 9V battery. Size of board: 1" x 1.2".
C4484 \$4.00



SEQUENTIAL LED FLASHER KIT
 This kit combines IC circuitry and 10 jumbo red LEDs to produce a unique visual display. LEDs continuously light sequentially from right to left. Easy to build kit. Operates from 9V battery. Size of board: 5.25" x 1.5".
C4431 \$6.75



3CHANNEL COLOR ORGAN
 Very popular 3 channel color organ causes lights of your choice to flash to beat of music. Features level control and 3 separate AC outlets to connect Christmas lights, lamps, etc. Operates from 120VAC. Size of board: 3" x 5".
C4530 \$8.50



CIRCLE 93 ON FREE INFORMATION CARD

KNAPCO

G.E. MOV Spike Eliminators
 10/\$9.90 **\$1.29** 115V

2 1/2" Meters
 0-15 VDC
 0-20 VDC
 0-150 VAC
 30-0-30 DCA
 Any 1 **\$5.95**

Datapoint Disc Memory #8400
 COMPUTER CO. SPARES
\$89.50

Transformer
 Dual bobbin
 30V.
 +14V. 1.5 AMP
 3" Mount Centers 2" high **\$3.00**

Tri-Color LEDs
 Red/Green reverse volt.
 Yellow A.C. **2/\$1.50**

Voltage Regulators
 +5V. 7805
 -5V. 79M05
 +6V. 7806
 +12V. 7812
5/\$5.50 10/\$9.95

Chassis (H.D.)
 Fantastic!
 4" x 8" x 2 1/4"
79¢

Infrared Emitter and Photo Diode Detector
 XC880-A
 TIL413 short leads 1 pr. **\$2.00**

Jumbo LEDs
 Red, Green or Yellow
100/\$8.00
 per color

Deluxe Cowl Cabinet
 *Blue Top
 Grey Lower
\$2.49
 3" x 4" x 2 1/4" H.

Mura Cordless Telephone
 As is Complete with schematics
\$43.50

C & K Sub Mini
 N.O. Pushbutton
 Switch **10/\$3.00 #8631**

Power One Power Supply
 .5% Regulated
 5V. @ 6 AMPS
\$23.50
 Lucite Cube

General Instrument Varactor Tuners
 Your Choice VHF - UHF
\$22.50

Voltage Regulator Boards
 Just hook up to transformer
 12V. or 9V. 1.5A **\$1.29**

Tilt Switch
 - Ball Switch 3P3T
10/\$3.90 49¢

Mini Switches
 Micro Switch
 SPDT
 w/long blue paddle **79¢**

Solid State Buzzer
 12V.
98¢

TRANSFORMER
 36V.
 200 MA. **99¢**

Compu-Lite
 red push (illuminated)
 mom #849-1191 **69¢**

Popular Prime Transistors
 ECG 123 AP or ECG159
6/\$1.00 100/\$10.00

SEND FOR FREE 1982 CATALOG
 or call us at
(813) 392-0406

H.J. Knapp of Florida, Inc.
 4750 96th St. N. St. Petersburg, Florida 33708

Dip Tantalum Caps
 6.8, 10, 15, 22, 33, 47, @ 6.3V
 22, 68 @ 10V.
 1.5, 3.3, 4.7, 6.8 @ 16V.
 15 @ 20V.
 47, 68, 1.5, 2.2, 3.3, 4.7, 6.8 @ 35V.
 22, 68, 1 @ 50V. dipped and solid
25¢

add 10% for shipping and handling min charge \$2.50

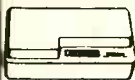


CIRCLE 89 ON FREE INFORMATION CARD

ETCO

CABLE TV CONVERTERS AND OTHER GOOD STUFF!

SMASHING ALL SALES RECORDS - OUR NEW 30 CHANNEL CABLE TV CONVERTER!



Converts mid & super band cable channels for viewing on your TV set!
No. 349AE047

39⁹⁵
\$34.95 ea./5

HOT NEW IMPORT! REMOTE CONTROL 30 CHANNEL CABLE TV CONVERTER!

89⁹⁵
\$79.95 ea./5
\$74.95 ea./10

Includes remote TV on/off switch and fine tuning control
No. 349VA275



ETCO MKII WIRELESS - THE ULTIMATE CABLE TV CONVERTER!



Set TV to channel 3 and the hand held remote control does it all!
No. 349ZA008

189⁰⁰

VIDCOR 2000 CONVERTER ELIMINATES PROBLEMS WHEN VIDEOTAPING FROM CABLE TV

89⁹⁵

Restores your VCR's capability for programming. Restores remote channel control. Enables videotaping of one cable program while watching another.
No. 349VA950



UNUSUAL FACTORY SURPLUS MID-BAND - SUPER-BAND CABLE TV TUNER



Converts cable channels to a common IF frequency. Experimenters - build cable converters, decoders, etc. With schematic. No. 349VA342

19⁹⁵
\$17.50 ea./10

FACTORY SURPLUS UHF TUNERS

4⁹⁵
\$3.95 ea./10

Brand new production surplus. All solid state. Ideal for experimental work building cable TV converters, etc. No. 349SU099



MINIATURE FM WIRELESS MICROPHONE



Hides in the palm of your hand. Reception on any standard FM radio or receiver.
No. 349VA482

29⁹⁵
\$27.50 ea./5
\$24.95 ea./10

QUARTER-MILE WIRELESS MICROPHONE & RECEIVER SYSTEM

69⁹⁵
\$49.95 ea./5

FCC approved crystal controlled wireless mike & receiver. All battery operated. Excellent wide-range response. VU meter.
No. 349VA093



FACTORY SURPLUS VHF / UHF "TWIN" VARACTOR TUNERS!



Admiral No. NC 3143 1. BRAND NEW! Ideal for building or repairing electronically tuned TV "FRONT ENDS". A hard to find item at a sensational price!
No. 349VC208

39⁹⁵
\$34.95 ea./5

DUMPING! NORELCO ENDLESS LOOP CASSETTES!

4⁹⁵
\$4.49 ea./10

Impossible to find at any price!
3 minutes - No. 349VA605
6 minutes - No. 349VA606



IN STOCK - THE MURA CORDLESS TELEPHONE SYSTEM!



Answer & originate calls with this wire less package!
400 ft. range! Re chargeable! Last number repeat! Paging feature! Use with "line" touch systems!
No. 349VA274

144⁸⁸
\$129.95 ea./5

SALE OF QUARTZ BATTERY-OPERATED CLOCK MOVEMENTS!

9⁹⁵
\$8.95 ea./5

Accuracy of 1 min./year; up to 4 years operation on 1 alkaline "C" cell. Imported from West Germany. No. 349VA561
349VA565 Matching hands - \$2.49/set. \$1.95/set/5



20 AMP REGULATED 12VDC POWER SUPPLY!



13.8 vdc no load, 12.5 vdc full load. Easily handles ham station, marine radio, SSB linears up to 400W P.E.P. Brand new, factory sealed. 110 VAC. No. 349VA394

69⁸⁸
\$59.88 ea./5

FREE

OUR LATEST 98 PAGE FASCINATING CATALOG - jam packed with unique items, electronic bargains and unusual offers. Write or circle the information card number below.



ETCO ELECTRONICS NORTH COUNTRY SHOPPING CENTER PLATTSBURGH, N.Y. 12901

Check with order, please. Visa & Mastercard OK. (Sorry, no C.O.D.'s. Add 15% for UPS & Handling (Excess refunded). N.Y. State residents add 7% sales tax. Dealer & Export inquiries invited. Our telephone order desk never closes. Call 1-518-561-8700.

ADVERTISING INDEX

RADIO-ELECTRONICS does not assume any responsibility for errors that may appear in the index below.

Free Information Number Page

—	Aaron Gavin	146
60	Abex	49
77	Active Electronics	127
71	Advance Computers	136-137
—	Advance Electronics	12-13,30,109,113,115
92	All Electronics	152
83	Altex	134
59	AMC Sales	118
38	American Antenna	15
87	Arizona Electronics	150
—	ATV	130
66	Bagnall Electronics	49
—	Karel Barta	128
39	B&K Precision Dynascan Corp.	120
—	B.G. Micro	151
13	Beckman Instruments Electro-Products Group	63
—	Bullet Electronics	129
36	Byte Books	72
93	Chaney Electronics	153
—	CIE, Cleveland Institute of Electronics	34-37
—	Clear-Vue Electronics	126
—	Command Productions	128
15	Communications Electronics	2
—	Components Express	152
96	Computer Peripherals, Unlimited	148
34	Compuserv	72
12	Computer Shopping Center	64
86	Concord Electronics	148
3	Cooper Group	62
50	Creative Electronics	121
—	Dage Scientific	126
28,37	Data Precision	111,117
—	Data Services Co.	130
—	Devtronix	126
88	Diamondback	129
74	Digi Key Corp.	139
48	Dilithium Press	94
57,58	Drake Company	101,103
51	Eico	102
49	Electronic Specialists, Inc.	94
52	Enterprise Development	101
—,90	Eto Electronics	138,154
56	Etronix	103
19	Fluke Mfg. Co. Inc.	9
—	Fordham Radio	26-27,40
72	Formula International	140-141
10	Fox	50
95	Gilco International, Inc.	146
67,55	Gladstone Electronics	29,103
14	Global Specialties Corp.	38
—	Godbout Electronics	52
—	Global TV Electronics	138
—	Grantham College of Engineering	101
—	Hal-Tronix	150
24	Hameg, Inc.	123
11	Hayes Microcomputer Products	96
2,103	Heath	69-71,95
42	Hickok Electrical Instruments	122
101	Hitech Electronics	150

61	Huntron Instruments	49
100	Information Unlimited	150
79	JDR, Microdevices	132-133
—	JS&A Group, Inc.	1
—	J&W Electronics	129
70	Jameco Electronics	144-145
62	Jensen	49
18	Kartes Production	11
21	Keithly	24
89	H.J. Knapp	
68	Lakeside Industries	49
78	MGM Audio, Inc.	131
—	McGee's Radio	129
—	McGraw-Hill Book Co.	104-107
46	Masco Electronics	123
35	Micro Managements Systems, Inc.	90
—	Microtenna Associates	126
82	Mikos	146
—	Monarchy Engineering, Inc.	151
30	Mosaic Electronics	68
98	Mountain West	152
—	NRI Schools	16-19
—	NTS Schools	86-89
—	Nabih's, Inc.	125
—	Nemal Electronics	138
26	Netronics	76
31	North American Soar	120
43	Pac-Tec Corp.	121
53,54	Paia Electronics	101,103
22,23	N.A. Philips	124,125
99	Poly Paks	152
17	Pomona Electronics	25
80	Priority One Electronics	149
44	Professional Aids	119
—,6	RCA	20,21,31
5,73	Radio Shack	59,135
75	Ramsey Electronics	143
64	RD Unlimited	49
47	Robotics Age	121
—	Sabadia Exports	126
102	SCR Electronics	150
65	SMP, Inc.	29
41	Shure Brothers Inc.	122
—	Simple Simon Electronics	128
26	Simpson Electric Co.	22
—	Sinclair Research	60-61
—	Sinewave	119
84	Sintec Co.	134
85	Solid State Sales	142
33	Soltec	118
—	Spacecoast Research	130
29	A.W. Sperry	28
16	Standard Communications	23
81	Suntronics Co., Inc.	138
76	Surplus Electronics	147
—	Symmetric Sound	49
7	TAB Books	33
97	Tayco Communications	148
—	Tektronix	7
—	Testek	153
40	Test Probes	117
8,9	Triplet	4
94	Tri-Tek	142
63	Ungar	49
—	Universal Interface	76
25	Vector Electronics Co.	100
—	Wersi Electronics	126
91	Westland	151
4	Zenith Radio Co.	64



Drop-proof



Overload-proof



Contamination-proof

Ooops proof.

Now there's a hand-held DMM tough enough to withstand accidental drops, destructive environments, and input overloads — and still give you superior Beckman performance.

The HD-100 from Beckman is drop-proof, sealed against contam-

ination, and packed with overload protection. You won't find a more rugged meter inside or out.

Drop-proof

Constructed of double-thick thermoplastics, the HD-100 resists damage even after repeated falls. All components are heavy duty and shock mounted.

Water- and contamination-proof

The HD-100 is designed to keep working even around dirt, heavy grime and moisture.

The special o-ring seals, ultrasonically-welded display window and sealed input jacks protect the internal electronics of the HD-100 from any source of contamination. The HD-100 is sealed so tightly, it's even waterproof.

Accidental overload protection

All voltage inputs are protected up to 1500 Vdc or 1000 Vrms. Current ranges are protected to 2A/250V with resistance ranges protected to 600 Vdc. Transient protection extends up to 6KV for 10 microseconds.

More meter for the money

For starters you get 2000 hours of continuous use off a common 9V transistor battery. You can run in-circuit diode tests and check continuity. You even get a one year warranty.

The 0.25% basic volt dc accuracy HD-100 serves you with 7 functions and 29 ranges. With one simple turn of the single selector switch, you can go directly to the function and range you need. There's less chance of error.

Feature for feature you can't find a more dependable meter priced at just \$169 (U.S. only).

To locate your nearest distributor write Beckman Instruments, Inc., Instrumentation Products, 2500 Harbor Boulevard, Fullerton, CA 92634 or call (714) 993-8803.



BECKMAN

CIRCLE 13 ON FREE INFORMATION CARD

Don't touch that connection!

New Zenith push-button VIDEO ORGANIZER permits switching from one program source to another without changing cable connectors. Lets you select up to six different program sources for viewing. Up to three different sources for recording. Even lets you view one program source while simultaneously recording another. All this without changing cable connections!



At last the nuisance of manually changing cable connections is a thing of the past!

With Zenith's new Video Organizer, separate input and output jacks enable you to make a complete connection of TV and VHF antenna or cable TV antenna, subscription TV decoder, video disc player, video cassette recorder, video game and home computer or other auxiliary video equipment.

So you switch from one program

source to another with pushbutton ease - without changing connections.

Equally important, the Video Organizer's advanced engineering design by Zenith results in low insertion loss and high isolation. Eliminates electromagnetic interference for maximum picture quality. And permits greater flexibility in use and ease of operation for more hours of uninterrupted home video enjoyment.

Write now for more information!

ZENITH
®

The quality goes in before the name goes on.®

Zenith Radio Corporation/Service, Parts & Accessories Division/11000 Seymour Avenue/Franklin Park, Illinois 60131

CIRCLE 3 ON FREE INFORMATION CARD