

MAY 1994

# Electronics

## NOW

Combined with  
**Radio Electronics**



## Programmable Logic Devices

Learn how to design with programmable logic devices and build this low-cost PLD PROGRAMMER



## Build this FM Antenna Booster

and improve the performance of any FM radio

You can identify more than 1000 colors with our

## Low-Cost Colorimeter

Build your own X-Y Plotter for your computer

**Plus:** Video News, Audio Update Hardware Hacker, & Lots More

GERSBACK PUBLICATION

\$3.50 U.S.  
\$3.95 CAN.



**There are copies and then there are originals.** Only Fluke meters – the original and most copied DMMs in the world – deliver the safety, quality and value they promise. They're built tough enough to achieve C.S.A. and U.L. listings, not to mention the considerable on-the-job punishment they endure. Each meter is loaded with features, of course. But those features are also designed to work together intelligently, so your job is easier. Faster. And safer.

If you're going to spend your hard-earned money on a multimeter, why buy an inferior copy when you can own an original? See Fluke's full line of handheld meters and accessories at your local distributor; or call 1-800-87 FLUKE for the name and number.

O R I G I N A L S



**FLUKE®**

© Copyright 1993 John Fluke Mfg. Co., Inc. P.O. Box 9090 M/S 250E Everett, WA 98206 U.S.: 206-356-5400  
Canada: 416-890-7600 Other Countries: 206-356-5500 All rights reserved. Ad no. 00381

CIRCLE 121 ON FREE INFORMATION CARD

[www.americanradiohistory.com](http://www.americanradiohistory.com)



# Mini-Spur™ 1.0

## turns your PC into a Spectrum Analyzer



**Spot Spurious Signals Easily...**  
 choose the best mixer for your design problems

**\$49.95**



Free... 740 page RF/IF  
 Designer's Handbook with  
 purchase of Mini-Spur® program  
 place order as *Designer's Special*, DS-1 finding new ways ...  
 setting higher standards

Introducing Mini-Spur™, the software simulation program for analysis of system spurious responses. Using actual data on Mini-Circuits mixers, spurious signal levels are calculated and then displayed.

Operation is simple. The user defines the input frequency and power level, the program then graphically displays the various outputs including all the spurs (up to  $10 \times LO \pm 10 \times RF$ ) falling within the user-defined IF filter bandwidth. As the user tunes the frequency, the output spectrum scrolls across the screen just like that of a sophisticated spectrum analyzer.

Required hardware; IBM AT or compatible with 640k memory, and EGA or VGA display. Optional, dot matrix, laser printer or plotter.  
 So maximize design efficiency... use Mini-Spur™ only from Mini-Circuits.

**Mini-Circuits®**

P.O. Box 350166 Brooklyn, New York 11235-0003 (718) 934-4500 Fax (718) 332-4661

Distribution Centers NORTH AMERICA 800-654-7949 • 417-335-5935 Fax 417-335-5945 EUROPE 44-252-835094 Fax 44-252-837010

For detailed specs on all Mini-Circuits products refer to • THOMAS REGISTER Vol. 23 • MICROWAVES PRODUCT DIRECTORY • EEM • MINI-CIRCUITS' 740-pg HANDBOOK.

CUSTOM PRODUCT NEEDS... Let Our Experience Work For You.

CIRCLE 180 ON FREE INFORMATION CARD

www.americanradiohistory.com

F167 REV. A

# Setting New Standards

## IN THE WORLD OF Communications, Test & Surveillance

**Further • Better • Faster**



**Model 3000A \$329.**

World's most highly advanced hand held counter.

- Digital Filter: Reduces false counts - no loss of sensitivity
- Digital Auto Capture - auto hold & store; works even near strong RF Fields
- Stores and recalls frequencies
- 5-6 hour battery operation
- Fast - 250 million counts per second for high resolution - 250 MHz direct count
- 10 Hz to 3 GHz
- Ultra sensitive bargraph w/ 16 segment display
- Multi-Function Counter with Frequency, Period, Ratio and Time Interval
- Optional  $\pm .2$  PPM TCXO- \$100.

**Model M1 \$229.**

Full Range Pocket Sized Counter

- Digital Filter
- Digital Auto Capture - Auto Hold
- Stores & Recalls Frequencies
- 4-5 hr. battery operation
- 10 Hz to 2.8 GHz
- 10 digit LCD with EL backlight

**Model 8040 \$679.**

Multi-Function Bench/Portable Counter Measures Frequency, Period, Ratio, Time Interval and Average.

- Digital Filtering to eliminate false counts
- Auto Capture/Auto Hold
- 16 Segment Signal Strength Bargraph
- Dual 50 OHm and 1 Meg OHm input amplifiers with AC/DC Coupling,  $\pm$  Polarity, Triggers Level Adj., Low Pass Filter and Attenuator
- .05PPM, 0-50°C Ovenized Time Base Option
- Internal/External Clock Input
- RS-232 Serial Computer Interface

**8 0 0 • 3 2 7 • 5 9 1 2**

(305) 771-2050 • FAX (305) 771-2052 • 5821 NE 14th Ave. Ft. Lauderdale FL 3333

CIRCLE 178 ON FREE INFORMATION CARD





## BUILD THIS

### 39 BUILD THIS PLD PROGRAMMER

Make your own affordable PLD programmer.

**Robert G. Brown**

### 45 LOW-COST COLORIMETER

It costs less than \$40 and can identify more than 1000 colors!

**Joseph Schnable, George Alessandro, and Robert Orr**

### 49 TUNABLE FM ANTENNA BOOSTER

Tune in distant stations with this FM booster!

**Clyde Smith**

### 57 X-Y PLOTTER

Plot curves, draw foil patterns, do letters, and get artistic with this X-Y plotter for your PC.

### 62 PRACTICAL TRANSISTOR CIRCUITS

Filter, amplifier, white-noise-generating, and metal-detecting circuits that you can build.


**Ray Marston**




PAGE 39



PAGE 45



PAGE 49



PAGE 57

## TECHNOLOGY

### 31 PROGRAMMABLE LOGIC DEVICES

Put PLD's to work in your logic circuits.

**Robert G. Brown**

### 69 ANALOG SIGNAL TROUBLESHOOTING

"Pass-fail" testing with a voltage source and an oscilloscope.

**Gregg A. Campbell**

## DEPARTMENTS

### 8 VIDEO NEWS

What's new in this fast-changing field.

**David Lachenbruch**

### 16 EQUIPMENT REPORTS

Compuvideo Vectorscope Converter

### 74 HARDWARE HACKER

RBDS services, and more.

**Don Lancaster**

### 82 AUDIO UPDATE

Crystal-balling the future.

**Larry Klein**

### 86 DRAWING BOARD

A closer look at our automotive power supply.

**Robert Grossblatt**

### 90 COMPUTER CONNECTIONS

General Magic has something up its sleeve.

**Jeff Holtzman**

## AND MORE

96 Advertising Sales Offices

96 Advertising Index

93 Buyer's Mart

12 Letters


26 New Lit

20 New Products

10 Q&A

6 What's News

## ON THE COVER



Every engineer and technician should be familiar with programmable logic devices, or PLD's. After reading our cover stories, even those who aren't doing component-level logic design on a daily basis will be able to experiment with programmable devices and see for themselves how PLD's can save PC-board space, reduce cost, and add design flexibility when compared to standard TTL. Turn to page 31 to get started with "Designing with Programmable Logic," a PLD refresher course complete with a look at how PLD's can simplify logic designs. Keep reading! On page 39 we show you how to build a very affordable PLD programmer.

## COMING NEXT MONTH

### THE JUNE ISSUE GOES ON SALE MAY 3.

**BUILD THE TUBE HEAD**  
Soften harsh-sounding CD's with this tube-based final amplifier stage for your CD player.

**AM POWER LOOP ANTENNA**  
Receive stations you never thought possible!

**RELAYS**  
The basics of standard electromagnetic and reed relays.

As a service to readers, ELECTRONICS NOW publishes available plans or information relating to newsworthy products, techniques and scientific and technological developments. Because of possible variances in the quality and condition of materials and workmanship used by readers, ELECTRONICS NOW disclaims any responsibility for the safe and proper functioning of reader-built projects based upon or from plans or information published in this magazine.

Since some of the equipment and circuitry described in ELECTRONICS NOW may relate to or be covered by U.S. patents, ELECTRONICS NOW disclaims any liability for the infringement of such patents by the making, using, or selling of any such equipment or circuitry, and suggests that anyone interested in such projects consult a patent attorney.

ELECTRONICS NOW (ISSN 1067-9294) May 1994. Published monthly by Gernsback Publications, Inc., 500-B Bi-County Boulevard, Farmingdale, NY 11735. Second-Class Postage paid at Farmingdale, NY and additional mailing offices. Canada Post IPM Agreement No. 334103, authorized at Mississauga, Canada. One-year subscription rate U.S.A. and possessions \$19.97, Canada \$27.79 (includes G.S.T. Canadian Goods and Services Tax, Registration No. R125166280), all other countries \$28.97. All subscription orders payable in U.S.A. funds only, via international postal money order or check drawn on a U.S.A. bank. Single copies \$3.50. © 1994 by Gernsback Publications, Inc. All rights reserved. Printed in U.S.A.

POSTMASTER: Please send address changes to ELECTRONICS NOW, Subscription Dept., Box 55115, Boulder, CO 80321-5115.

A stamped self-addressed envelope must accompany all submitted manuscripts and/or artwork or photographs if their return is desired should they be rejected. We disclaim any responsibility for the loss or damage of manuscripts and/or artwork or photographs while in our possession or otherwise.

# Electronics NOW<sup>®</sup>

Hugo Gernsback (1884-1967) founder

Larry Steckler, EHF, CET,  
editor-in-chief and publisher

#### EDITORIAL DEPARTMENT

Brian C. Fenton, editor  
Marc Spiwak, associate editor  
Neil Sclater, associate editor  
Teri Scaduto, assistant editor  
Jeffrey K. Holtzman  
computer editor  
Robert Grossblatt, circuits editor  
Larry Klein, audio editor  
David Lachenbruch  
contributing editor  
Don Lancaster  
contributing editor  
Evelyn Rose, editorial assistant

#### ART DEPARTMENT

Andre Duzant, art director  
Injae Lee, illustrator  
Russell C. Truelson, illustrator

#### PRODUCTION DEPARTMENT

Ruby M. Yee, production director  
Karen S. Brown  
advertising production  
Kathryn R. Campbell  
production assistant

#### CIRCULATION DEPARTMENT

Jacqueline P. Cheeseboro  
circulation director  
Wendy Alanko  
circulation analyst  
Theresa Lombardo  
circulation assistant  
Michele Torrillo  
reprint bookstore

Typography by Mates Graphics  
Cover by Loewy Design. Illustration by  
Hank Osuna

Electronics Now is indexed in  
*Applied Science & Technology Index*,  
*and Readers Guide to Periodical Literature*,  
*Academic Abstracts*, and  
*Magazine Article Summaries*.  
Microfilm & Microfiche editions are  
available. Contact circulation depart-  
ment for details.

Advertising Sales Offices listed  
on page 98.

Electronics Now Executive and  
Administrative Offices  
1-516-293-3000.

Subscriber Customer Service:  
1-800-288-0652.

Order Entry for New Subscribers:  
1-800-999-7139.



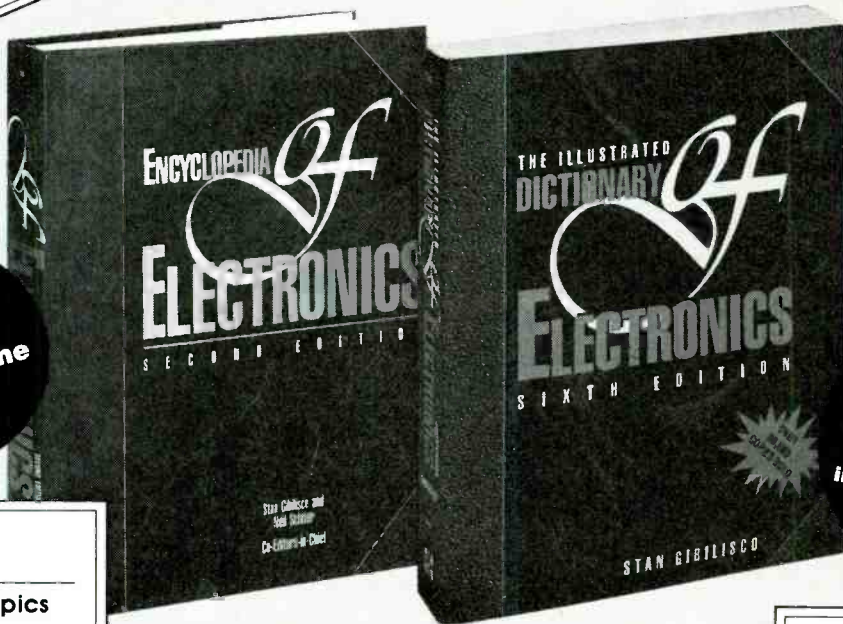
Audit Bureau  
of Circulations  
Member





**ALL NEW EDITIONS! MORE ENTRIES!  
COMPLETELY UPDATED! THE BIGGEST AND MOST  
COMPREHENSIVE REFERENCE BOOKS AVAILABLE.**

**Now, you can enhance your  
library . . . for a very special price . . .**



**Save \$20  
on this  
Two-Volume  
Set**

**Try this  
two-volume set—  
FREE—for 30 days  
and lock-in  
this special  
introductory price!**

**Encyclopedia of  
Electronics**

- Over 3,000 topics
- 1,000 pages
- 1,400 illustrations
- New information on digital electronics, computers and integrated circuits

*"... a fine one-volume source of detailed information for the whole breadth of electronics ... easy to follow ... without any sacrifice of thoroughness or technical accuracy."*

Now you can own the Ultimate Electronics Reference Set—packed with the latest in technological information and lavishly illustrated for quick and easy use.

These two huge volumes provide students, hobbyists, technicians and engineers with a single, authoritative source of information on all aspects of electricity, electronics and communications technology.

Save money when you order now at this very special introductory price. Get both volumes for just \$89.45—a \$20 savings. Just fill out and mail the attached coupon or call 1-800-822-8158.

**The Illustrated Dictionary  
of Electronics**

- Over 27,000 entries
- Generously illustrated
- Includes over 400 terms

*"... highly recommended for virtually any collection which deals with electronics ... very useful for day-to-day reference."*

# The Ultimate Electronics Reference Set

Send order to:  
**McGraw-Hill, Inc.**  
Blue Ridge Summit, PA 17294-0840

**YES!** Please send me the Ultimate Electronics Reference Set (#586703-6) for my FREE 30-day examination. Within the 30-day examination period, I will pay the special Introductory Offer Price of just \$89.45 for both volumes (plus \$6.50 s/h and appropriate sales tax) or return the book without further obligation.

- **More definitions, abbreviations and descriptions**
- **More diagrams, charts, photos and illustrations**
- **Completely updated with the latest information**
- **Hundreds of new entries**

Name \_\_\_\_\_  
 Signature \_\_\_\_\_  
(offer invalid without signature)  
 Phone (    ) \_\_\_\_\_  
 Address \_\_\_\_\_  
 City \_\_\_\_\_ State \_\_\_\_\_ Zip \_\_\_\_\_  
Professional books may be tax deductible. See your tax advisor. Offer expires July 31, 1994.

**Call 1-800-822-8158, 24 Hours a Day, 7 days a week in U.S. and Canada**

May 1994, Electronics Now

# WHAT'S NEWS

A review of the latest happenings in electronics.

## Digital micromirror device improved

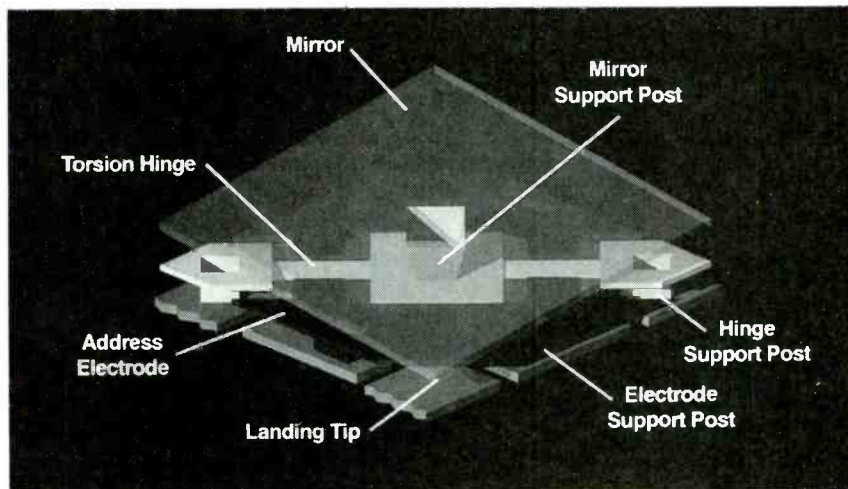
Texas Instruments has improved its previously announced digital micromirror device (DMD) that is intended to replace cathode ray tube (CRT) and liquid crystal light valve (LCLV) projectors in large-screen projection television receivers. The latest modification has increased the effective mirror area on each device.

The DMD, which measures less than  $\frac{5}{8}$  inch on each side, consists of an array of more than 400,000 movable microminiature mirrors formed on top of a driver device. Essentially a CMOS static read-only memory (SRAM), the driver contains the logic, memory and control circuitry.

Digital signals from a computer cause the mirrors to flip-flop back and forth between two contacts under the control of the substrate chip. The DMD reflects light directed on it, and the positions of the mirrors at any given time determine the image that can be projected. The DMD, like the LCLV, is classed as a spatial light modulator or SLM because its operation depends on its ability to reflect light from an external source.

The DMD is made by fabricating the base driver chip by standard CMOS fabrication techniques. Then layers of reflective aluminum alloy are deposited on that substrate and etched away to form the array of 17-micron square micromirrors supported by structures that permit all of them to move through  $\pm 10^\circ$  angles.

Each mirror is attached at two diagonally opposite corners to support pillars by flexible torsion bars. (see Fig. 1) The support pillars suspend each mirror about 2 microns above the surface of the driver, which provides the electrical signals and electrostatic forces that cause the mirrors to "see-saw" from one contact to another.



**DIGITAL MICROMIRROR DEVICE** from Texas Instruments responds to digital signals from a computer to form colored images that can be reflected onto a large screen. The supporting structures for the mirrors are hidden in this modification.

The micromirrors are arranged in an X-Y array and the driver device contains row drivers, column drivers, and timing circuitry. The addressing circuitry under each mirror pixel is a memory cell that drives two electrodes under the mirror with complementary voltages.

The electrodes are arrayed on opposite sides of the rotational axis that runs through the torsion bar attachments. The mirror is held at ground potential by an electrical connection from the support pillars and torsion bar.

When the electrode on one side of the rotational axis is driven to a logic high, the electrostatic attraction on that side of the axis rotates the mirror around the axis until the unattached mirror corner on that side contacts a metal pad on the chip.

TI has improved its original DMD by fabricating the pillars that support the mirrors so they are hidden under the mirrors. This has permitted an increase in the number of mirrors that can be formed atop the chip by making better use of the space formerly occupied by the support structures.

A working projection system con-

sists of an arc lamp that directs white light through a lens and motor-driven color wheel containing red, green and blue filters onto the mirrors of the DMD. Input signals from a computer control the positions of the mirrors so they reflect light to create the desired image. Zoom lenses project that image onto a 60-inch screen about 12 feet away.

Each DMD measures  $0.594 \times 0.501$  inch and is packaged in a 96-pin ceramic package with a window treated to minimize reflections. The 442,368 mirrors permit the device to support both the  $768 \times 576$  pixel PAL and  $640 \times 480$  pixel NTSC formats. The images stored in the memory cell beneath the mirror can be printed and displayed as well as projected.

## U.S. regains patent lead

The International Business Machines Corporation has lost market share in mainframe computers, let go 60,000 employees in downsizing, and recently changed its top management. Nevertheless, it remains a premier source of patentable ideas. IBM received 1099 U.S.

*Continued on page 88*



## Introducing a New Era In Technical Training.

World College, an affiliate of the Cleveland Institute of Electronics, was created to provide a four year, independent study, technical degree program to individuals seeking a higher education. The Bachelor of Electronics Engineering Technology Degree, offered by World College, prepares students for high-paying careers in electronics, telecommunications, electrical power, computer and control systems. World College's curriculum is taught in an effective, time-proven, independent study environment. With World College's flexible study schedule, students have the opportunity to work or spend time with their family without having to worry about rigid scheduling residential colleges offer.

## A Quality Education with a Flexible Schedule.

In a world heavily dependent on electronic equipment, people who understand electronics will have no problem putting their knowledge to work... in high-paying careers. The staff and faculty of World College have invested over ten years developing, what we believe to be, the finest independent-study, baccalaureate degree program available. World College's mission is to instill in each student the knowledge, education, and training that employers are seeking for the many technical positions available today. It's a program created to provide the best education and training possible with a flexible schedule to match your busy lifestyle.

World College is currently seeking approval to confer the Bachelor Degree from the Virginia Council of Higher Education.



# Earn A Bachelor of Electronic Engineering Technology Degree from



**WORLD COLLEGE**  
*Bringing Technology Home!*

Lake Shores Plaza  
5193 Shore Drive, Suite 113  
Virginia Beach, VA 23455-2500

## Send For Your Free Course Catalog.

Take the first step towards a new start in life. Send for World College's Free Independent Course Catalog today and discover how easy and affordable it is to get started on your Bachelor Degree.

World College is affiliated with



## Complete the Entire Degree Program Under One Roof. Yours!

Only World College offers an independent study, four year technical degree which can be completed through one school. All lab equipment\*, parts, and software are included in your tuition and the program's 300-plus laboratory experiments can be completed in your own home.

## You Pay Only For Time Actually Used.

World College not only provides a means to earn a Bachelor Degree while fulfilling current obligations, but there are no restrictions on how fast you can complete the program. At World College, you pay tuition only for the actual upper-level semesters it takes to graduate. The quicker you complete the program, the less you pay in tuition. It's an effective way to keep you motivated in order to complete the course and move on to a better paying position as quickly as possible.

Currently not available in Ohio.

\* Student must have access to a personal computer system.

**YES!** Please send me World College's Free Course Catalog detailing the full curriculum.

Name: \_\_\_\_\_

Address: \_\_\_\_\_

Apt: \_\_\_\_\_

City: \_\_\_\_\_

State: \_\_\_\_\_ Zip: \_\_\_\_\_

Phone: ( \_\_\_\_\_ ) \_\_\_\_\_

Age: \_\_\_\_\_

Return to:  
World College  
Lake Shores Plaza  
5193 Shore Drive, Suite 113  
Virginia Beach, VA 23455-2500

WAE09

# VIDEO NEWS

*What's new in the fast-changing video industry.*

**DAVID LACHENBRUCH**

## • **Nintendo versus Sega.**

Momentum has shifted in the video-game wars, with Sonic sharply gaining on Mario as both prepare for further competition in on-line game systems. For home-console systems, Sega plans to capitalize on its current advantage with its Saturn 32-bit system, which essentially will bring graphics workstation technology into a consumer game product. Parallel processing by nine microprocessors, including three graphics coprocessors and two 32-bit RISC chips, will permit the system to achieve a speed equivalent to a single chip at 800 MIPS. It has 36 megabits of RAM, including a RAM devoted exclusively to sound processing. The double-speed CD-ROM drive will allow faster access, a must for advanced video games. Introduction is scheduled for next fall in Japan, later in the U.S.

Project Reality, the competitor to Saturn being developed by Nintendo and its partner, Silicon Graphics, won't be based on CD-ROM but on a silicon cartridge jammed with memory, the two companies said in a surprise announcement. They said that the cartridge will provide the fastest access time currently available. "When it comes to speed, no other format approaches the silicon-based cartridge," said Peter Main, marketing vice president of Nintendo.

Nintendo said that its new cartridge-based format will have an access time "two-million times faster than that of current CD-ROM technology." As for CD-ROM, an engineering official of Nintendo said, "anything short of quad speed is too slow, and there is even a question there—quad might not be fast enough." Nintendo expects its Project Reality cartridges to be sold at prices under \$70. The system itself could be priced at less than \$250 when it arrives on retailers' shelves late next year.

• **Digital VCR soon.** Home digital VCR's could be on dealers' shelves as early as next January, according to a knowledgeable industry source. A committee of 10 major manufacturers is working to develop a single standard, and all major decisions could be completed this spring or early summer. It's still not clear whether—or when—the new digital format will replace the current VHS and 8mm standards in home VCR's and camcorders, but here's what you're likely to get when you switch your home recording to digital:

It will be a more compact machine that is capable of using two different size cassettes. The smaller one, measuring about the same as today's DAT cassette (which is smaller than an audio cassette) will be loaded with ¼-inch tape with evaporated metal coating. It will record (and play) for an hour in standard definition, or 30 minutes in high definition. The standard-speed tape can be played back through any NTSC, PAL, or SECAM television set. The high-definition version will be designed to be compatible with most HDTV systems, including the Japanese analog Hi Vision and the American Grand Alliance system. The small cassette will make possible camcorders more compact than today's 8mm. A larger size cassette—still smaller than today's VHS—will record for 4½ hours of programming in standard definition and one-half that in HDTV.

The standards are sufficiently advanced that Panasonic has developed a commercial and broadcast version of the VCR for electronic news gathering. Is compatible with the consumer machines.

• **Compatible widescreen TV.** Analog HDTV in Europe was delivered a death blow by the combination of the direct satellite broadcasters' refusal to adopt the MAC

standards and the development of a digital standard in the United States. While Europe ponders what to do about HDTV, several German state broadcasters are using an ingenious system to deliver wide-screen pictures in full definition while viewers with standard PAL sets watch a normal letterbox transmission.

The Germans are broadcasting in the PALPlus system, which has the approval of most European broadcast authorities. While a letterboxed movie transmission normally would lose resolution to send the full-width picture, PALPlus fills in the missing details for viewers with special widescreen sets. In normal PAL 625-line transmissions, 576 lines are visible in the picture (the remaining lines in the vertical blanking area between pictures). However, when a letterboxed widescreen picture is transmitted, there are only 432 lines of vertical resolution because the picture doesn't fill the entire screen vertically.

In PALPlus, the vertical information normally lost is filtered from the picture before transmission and then transmitted invisibly in the black area above and below the widescreen image. A separate signal is transmitted during the vertical blanking interval to tell the receiver PALPlus is being transmitted. A widescreen PALPlus receiver displays the widescreen picture in full fidelity, occupying the full screen, while a conventional 4:3 ratio set shows the standard letterbox image with black bands above and below. Separation of the brightness and color (Y and C) information further improves the quality of the picture.

Transmissions have now started, and European consumer-electronics product manufacturers had indicated their intentions to offer widescreen PALPlus receivers, VCR's, and adaptors this year.

*Continued on page 83*



# Countersurveillance

**Never before has so much professional information on the art of detecting and eliminating electronic snooping devices—and how to defend against experienced information thieves—been placed in one VHS video. If you are a Fortune 500 CEO, an executive in any hi-tech industry, or a novice seeking entry into an honorable, rewarding field of work in countersurveillance, you must view this video presentation again and again.**

*Wake up!* You may be the victim of stolen words—precious ideas that would have made you very wealthy! Yes, professionals, even rank amateurs, may be listening to your most private conversations.

*Wake up!* If you are not the victim, then you are surrounded by countless victims who need your help if you know how to discover telephone taps, locate bugs, or “sweep” a room clean.

There is a thriving professional service steeped in high-tech techniques that you can become a part of! But first, you must know and understand Countersurveillance Technology. Your very first insight into this highly rewarding field is made possible by a video VHS presentation that you cannot view on broadcast television, satellite, or cable. It presents an informative program prepared by professionals in the field who know their industry, its techniques, kinks and loopholes. Men who can tell you more in 45 minutes in a straightforward, exclusive talk than was ever attempted before.

## Foiling Information Thieves

Discover the targets professional snoopers seek out! The prey are stock brokers, arbitrage firms, manufacturers, high-tech companies, any competitive industry, or even small businesses in the same community. The valuable information they filch may be marketing strategies, customer lists, product formulas, manufacturing techniques, even advertising plans. Information thieves eavesdrop on court decisions, bidding information, financial data. The list is unlimited in the mind of man—especially if he is a thief!

You know that the Russians secretly installed countless microphones in the concrete work of the American Embassy building in Moscow. They converted



**CALL NOW!**

**1-516-293-3751**

**HAVE YOUR VISA or MC CARD AVAILABLE**

what was to be an embassy and private residence into the most sophisticated recording studio the world had ever known. The building had to be torn down in order to remove all the bugs.

## Stolen Information

The open taps from where the information pours out may be from FAX's, computer communications, telephone calls, and everyday business meetings and lunchtime encounters. Businessmen need counselling on how to eliminate this information drain. Basic telephone use coupled with the user's understanding that someone may be listening or recording vital data and information greatly reduces the opportunity for others to purloin meaningful information.

The professional discussions seen on the TV screen in your home reveals how to detect and disable wiretaps, midget radio-frequency transmitters, and other bugs, plus when to use disinformation to confuse the unwanted listener, and the technique of voice scrambling telephone communications. In fact, do you know how to look for a bug, where to look for a bug, and what to do when you find it?

Bugs of a very small size are easy to build and they can be placed quickly in a matter of seconds, in any object or room. Today you may have used a telephone handset that was bugged. It probably contained three bugs. One was a phony bug to fool you into believing you found a bug and secured the telephone. The second bug placates the investigator when he finds the real thing! And the third bug is found only by the professional, who continued to search just in case there were more bugs.

The professional is not without his tools. Special equipment has been designed so that the professional can sweep a room so that he can detect voice-activated (VOX) and remote-activated bugs. Some of this equipment can be operated by novices, others require a trained countersurveillance professional.

The professionals viewed on your television screen reveal information on the latest technological advances like laser-beam snoopers that are installed hundreds of feet away from the room they snoop on. The professionals disclose that computers yield information too easily.

This advertisement was not written by a countersurveillance professional, but by a beginner whose only experience came from viewing the video tape in the privacy of his home. After you review the video carefully and understand its contents, you have taken the first important step in either acquiring professional help with your surveillance problems, or you may very well consider a career as a countersurveillance professional.

## The Dollars You Save

To obtain the information contained in the video VHS cassette, you would attend a professional seminar costing \$350-750 and possibly pay hundreds of dollars more if you had to travel to a distant city to attend. Now, for only \$49.95 (plus \$4.00 P&H) you can view *Countersurveillance Techniques* at home and take refresher views often. To obtain your copy, complete the coupon or call.

**EN**

**CLAGGK INC.**  
**P.O. Box 4099 • Farmingdale, NY 11735**

Please rush my copy of the Countersurveillance Techniques Video VHS Cassette for a total cost of \$53.95 each (which includes \$4.00 postage and handling).

No. of Cassettes ordered \_\_\_\_\_  
 Amount of payment \$ \_\_\_\_\_  
 Sales tax (N.Y.S. only) \_\_\_\_\_  
 Total enclosed \_\_\_\_\_  
 Bill my  VISA  MasterCard  
 Card No \_\_\_\_\_  
 Expire Date \_\_\_\_ / \_\_\_\_  
 Signature \_\_\_\_\_  
 Name \_\_\_\_\_  
 Address \_\_\_\_\_  
 City \_\_\_\_\_ State \_\_\_\_\_ ZIP \_\_\_\_\_

All payments in U.S.A. funds. Canadians add \$4.00 per VHS cassette. No foreign orders.

Write to Q & A, *Electronics Now*, 500-B Bi-County Blvd., Farmingdale, NY 11735

### MOTOR SPEED CONTROLLER

I've been experimenting with small motors and would like to know if you have a simple circuit to control a motor's speed. I tried using a potentiometer to vary the voltage but the results were no good since I had almost no control at low motor speeds. Can you tell me why that didn't work and show me what to do?—**B. Debat, Hunter, NY**

Small hobby motors made a big comeback when people started messing around with robotics. They're great for trying out ideas before you go and drop bigger bucks for bigger motors. Unfortunately, the motors have fairly high hysteresis, so rheostat-type speed controls don't work very well.

There are two basic kinds of motors. The more popular (and cheaper) ones are controlled by voltage, but others (found in tape recorders, and turntables) are likely to be frequency controlled.

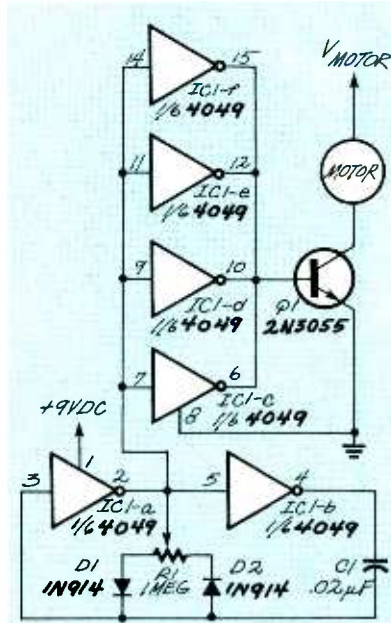
Most speed-control circuits for DC motors vary the voltage, but that's a terrible way to do the job because it causes motor hang up at slow speeds. This is the problem you encountered when you tried using a simple rheostat-type control. In order to start the motor, you have to get the voltage high enough to overcome the hysteresis of the motor as well as any sluggishness due to friction—don't forget that cheap motors are always, by definition, cheaply made.

The circuit in Fig. 1 varies the duty cycle rather than the voltage. The two diodes will provide individual control of the positive (D1) and negative (D2) halves of the capacitor's charging cycle even though the frequency stays the same.

The frequency can be approximated closely by:

$$f = 1/1.4RC$$

where R is the total resistance of the potentiometer. The remaining four inverters in the package are



**FIG. 1—THIS CIRCUIT VARIES the duty cycle rather than the voltage. The two diodes control of the positive and negative halves of the capacitor's charging cycle.**

paralleled to increase the drive of the circuit because a single CMOS inverter doesn't have much output power. Use a 4049 inverter because it can produce substantially more power than most other CMOS inverters can.

The circuit in Fig. 2 should be familiar since it's just a basic oscillator made from a 555. It's one of the easiest circuits to build, and is perfectly suited to controlling small motors. What makes this circuit ideal for your purposes is the tremendous amount of drive capability inherent in the chip. The 555 can sink or source several hundred milliamperes so it should be able to supply current to the motors that you are likely to find in small recorders and turntables.

The values shown in Fig. 2 will let you vary the output frequency from 10 Hz to 100 Hz. If you want to experiment with component values, all you have to do is plug numbers into this formula:

$$f = 1.44/(R1 + 2R2)C$$

and wire in the appropriate components. Note that the duty cycle will increase as the frequency increases. This helps when you're controlling motor speed because low-speed response is a lot smoother if the clock has a higher on time.

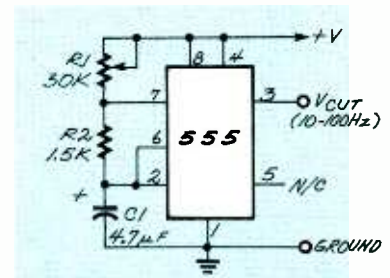
### TONER REFILL

I recently got a laser printer and, although it's a lot better than my old dot-matrix printer, I'm put off by the cost of a new toner cartridge. I've seen ads from suppliers that will sell me a refilled cartridge (with an exchange) for substantially less than the cost of a new cartridge. It's an attractive offer, but I'm concerned that the refill will damage my printer. Is it safe?—**D. Katz, Great Neck, NY**

This is a "When did you stop beating your wife?" type of question. No matter how I answer it, people are going to beat me up.

For the record, I don't believe in refilling toner cartridges since the savings are, as far as I'm concerned, nowhere near what you have referred to as "substantial." Life is tough enough, so if paying \$10 to \$15 extra can eliminate any single worry, I consider it money well spent. If you can afford the printer in the first place, you should be able to afford a new toner cartridge when you need one.

If toner cartridges had to be re-



**FIG. 2—THERE'S A TREMENDOUS amount of drive capability inherent in the 555; it can sink or source several hundred milliamperes.**



placed as often as the ribbons on your old printer, I'd be first in line to take a closer look at refilling them, but that's not the case. Unless you spend all your time printing high-resolution pictures of the night sky, a typical toner cartridge will last a long time. If you're using the printer as the main workhorse on a network, you should also look at alternatives to new toner cartridges, but the key word here is "look." See what the company offers as a guarantee before you sign up, because the cost of repairing a laser printer is substantially more than the savings you will get on the toner cartridge.

This whole business is similar to the issue of punching a hole in low-density floppy disks to save the cost of high-density ones. The people who do this swear there's no difference in the disks with a fervor equal to that of the people who swear that there is a difference. You can make up your own mind.

The bottom line here is that whatever you decide to do about toner cartridges, check the guarantee on your printer. I'm willing to bet that it contains a provision to void the guarantee if anything other than "authorized" cartridges are used.

#### IDENTIFYING CAPACITORS

**I'm just getting back into electronics after a few years absence, and I have a question about capacitors. Can you explain the identification system that uses numbers such as 104, 823, 103. I don't know where the system came from, but it sure is confusing. Any help you can give me will be appreciated.—J. Zyla, Raymond, MT**

I'm the first to admit that there are some things in electronics that were designed by people whose elevator doesn't go to the top floor, but I'm sorry to say that this isn't one of those things. Although you didn't indicate it in your letter, aside from the three numbers, a fourth one—a letter—is also part of the group. A typical number that you might see written on a capacitor would be something like "104M" which would indicate that the capacitor is a 0.1 $\mu$ F part with a 20% tolerance.

Here's how it works. The first grouping is made up of the first two

numbers. In the previous example that would be "10," which give you the integer portion of the value in picofarads. The second group is the third number and that is the multiplier's exponent. The "4" in this example would indicate that the multiplier factor is 10 to the fourth power. The last group (the letter) is the tolerance, and an "M" indicates that it would be 20%.

The value of the part is then  $10 \times 10^4$  picofarads, which can be written as 100,000 pF. Because the "pico" suffix means  $10^{-12}$ , it would actually be 0.0000001 Farad, or 0.1  $\mu$ F. The whole system is straightforward, and the only arbitrary assignments are for the tolerances. For the record, therefore, J = 5%, K = 10%, M = 20%, and Z = +80/-20%. We've taken care of the number system, but I'm still looking for someone who can tell me how to read or where to find a complete explanation of all the capacitor color codes. Now *there's* a mystery.  $\Omega$

## Earn Your B.S. Degree in ELECTRONICS or COMPUTERS



### By Studying at Home

Grantham College of Engineering, now in our 43rd year, is highly experienced in "distance education"—teaching by correspondence—through printed materials, computer materials, fax, and phone.

No commuting to class. Study at your own pace, while continuing on your present job. Learn from easy-to-understand but complete and thorough lesson materials, with additional help from our instructors.

Our Computer B.S. Degree Program includes courses in BASIC, PASCAL and C languages — as well as Assembly Language, MS DOS, CADD, Robotics, and much more.

Our Electronics B.S. Degree Program includes courses in Solid-State Circuit Analysis and Design, Control Systems, Analog/Digital Communications, Microwave Engr, and much more.

An important part of being prepared to *move up* is holding the right college degree, and the absolutely necessary part is knowing your field. Grantham can help you both ways—to learn more and to earn your degree in the process.

Write or phone for our free catalog. Toll free, 1-800-955-2527, or see mailing address below.

Accredited by  
the Accrediting Commission of the  
National Home Study Council

**GRANTHAM**  
**College of Engineering**  
Grantham College Road  
Slidell, LA 70460

## Be an FCC LICENSED ELECTRONIC TECHNICIAN!

No costly school. No commuting to class. The Original Home-Study course prepares you for the "FCC Commercial Radiotelephone License." This valuable license is your professional "ticket" to thousands of exciting jobs in Communications, Radio-TV, Microwave, Maritime, Radar, Avionics and more...even start your own business! You don't need a college degree to qualify, but you do need an FCC License.

**No Need to Quit Your Job or Go To School**  
This proven course is easy, fast and low cost! **GUARANTEED PASS**—You get your FCC License or money refunded. **Send for FREE facts now. MAIL COUPON TODAY!**

**COMMAND PRODUCTIONS**  
FCC LICENSE TRAINING, Dept. 90  
P.O. Box 2824, San Francisco, CA 94126  
Please rush **FREE** details immediately!

NAME \_\_\_\_\_  
ADDRESS \_\_\_\_\_  
CITY \_\_\_\_\_ STATE \_\_\_\_\_ ZIP \_\_\_\_\_





# Get a sample of reality.

Looking for analog confidence in a digital oscilloscope? Tektronix' TDS 350 sets the standard with Digital Real Time. ■ Its incredible *one gigasample/second* sampling delivers real-life capture like never before—



ONE POINT CAPTURED. SINGLE EVENT CAPTURE USING EQUIVALENT TIME SAMPLING. 20 MS/S, 100 MHz DSO.



REAL LIFE CAPTURE. SINGLE EVENT CAPTURE USING DIGITAL REAL TIME. 500 MS/S, 100 MHz DSO.

both for single shot or repetitive events. Select peak detect for slow events, or push the scope to its full 200 MHz bandwidth—with

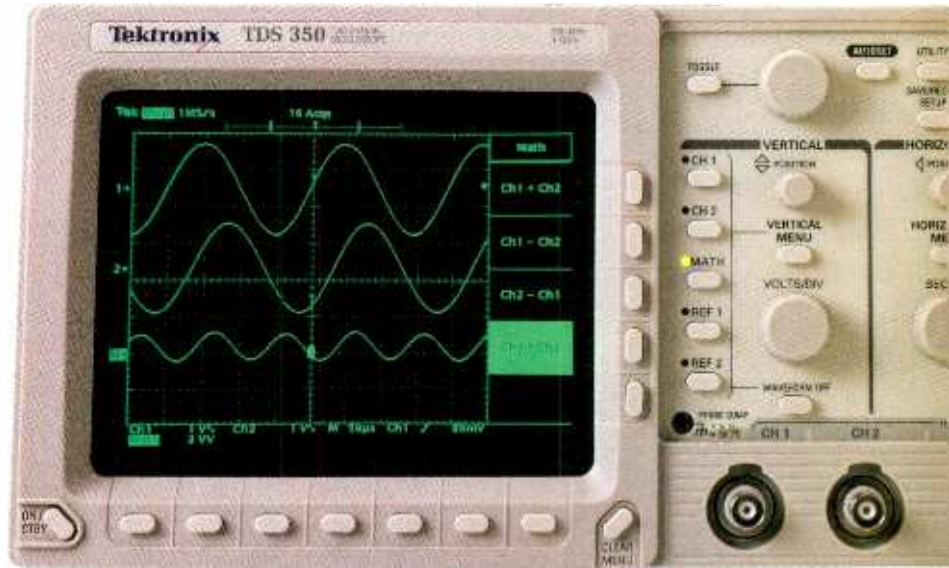
no aliasing. ■ And, like the entire TDS 300 family, the TDS 350 sets a new standard in price/perfor-

mance: under \$4000.

## Analog look and feel.

The TDS 300 family is simple and intuitive; just like your trusty analog scope. Even the digital interface is simplified with on-screen icons. You may never have to crack open the instruction manual!

**High-end digital features.** Each model features over 20 automatic measurements. Continuous update for hands-free opera-



tion. Four acquisition modes and video trigger—perfect for tailoring the display. And a communication option for hardcopy

to most printers, or to send/receive waveforms and setups.

**Get real.** For more real-time benefits of the TDS 300 family, call your authorized Tektronix distributor

today. Or call Tektronix at (800) 426-2200, ext. 212.

There's a TDS 300 Series scope for every application. And every budget.

FEATURES	TDS 310	TDS 320	TDS 350
Bandwidth	50 MHz	100 MHz	200 MHz
Max Sample Rate	200 MS/s/ch	500 MS/s/ch	1 GS/s/ch
Sweep Speeds	10 ns/div - 5 s/div	5 ns/div - 5 s/div	2.5 ns/div - 5 s/div
Channels	2	2	2
Vertical Sensitivity	2 mV - 10 V	2 mV - 10 V	2 mV - 10 V
Vertical Resolution	8 bits	8 bits	8 bits
Record Length	1K/channel	1K/channel	1K/channel
Standard Advanced Features	TV Line & Field Trigger, Roll Mode, Autoset, 21 Automatic Measurements, Peak Detect		
Comm. I/O (Option 14)	GPIB, RS-232, Centronics and VGA video output		
Price	\$2295	\$2895	\$3995

CIRCLE 92 ON FREE INFORMATION CARD

**Tektronix**

# For your Heart's sake get **PULSE STICK II**

**Y**our very own sophisticated pocket health monitor, PULSE STICK II, checks your pulse rate quickly and accurately anywhere. Regular monitoring of your pulse rate during exercise will enable you to plan an exercise regimen suitable for your stage of fitness. pulse stick II provides an early warning that you may be exceeding your own capabilities.

PULSE STICK II photoelectrically measures the changes

Only  
**\$39<sup>95</sup>**



Uses three AA dry cells  
supplied with PULSE STICK II

in the pulsed intensity of infrared radiation emitted by superficial blood vessels below the skin of the thumb. The time intervals between pulses are automatically measured and analogued by the micro-processor based circuitry and displayed in a liquid-crystal display (LCD).

Before attempting any exercise program, consult your doctor. Ask for guidance regarding the recommended safe pulse ranges for your exercise program. Follow your doctor's instructions carefully.



Ideal for running, walking and  
aerobic training programs!

Because of environmental pollution concerns, all chemical manufacturers have had to reformulate most of their aerosol sprays. In the past, Freon TF was the standard agent for cleaning PC boards, and it also served as the carrier solvent for tuner and contact cleaners—with or without lubricants.

Freon TF is an ideal solvent because it is not flammable, and it is compatible with plastics. The Environmental Protection Agency (EPA) has restricted the use of Freon. Unfortunately, all of the substitutes advanced so far have disadvantages. They are either flammable and evaporate slowly, or they attack and soften plastics.

The new EPA regulations have forced manufacturers to produce many different formulations that are application specific. In the past, only Freon TF could perform all those functions. Now there are from three to five choices, depending upon end-use application.

With specific reference to the quote from Q&A about "pushbuttons not working after applying a tuner cleaner," we can suggest a few possible reasons. First, the tuner cleaner might have contained a solvent that attacks plastics, causing swelling or tackiness.

Second, the formulation might have had a high alcohol content. (Alcohol is a conductive substance until it evaporates because it contains water.) On the other hand, the formulation might have contained a lubricant that is aggressive toward plastics. Silicone, a common lubricant in cleaners, is not a recommended lubricant because it will attack some plastics or elastomers it comes in contact with over an extended period of time.

Until the chemical industry produces a solvent whose characteristics match those of Freon TF, we suggest that you test all new cleaners before using them on any electronic hardware. Alternatively, you should contact the manufacturer for recommendations. Caig Laboratories (619-451-1799), for example, will be happy to answer your questions about its products. MARK K. LOHKEMPER  
CAIG LABORATORIES, INC.  
San Diego, CA

PSII-2

**YES!** Please send me \_\_\_\_\_ PULSE STICK II at \$39.95 each. Price includes shipping and handling charges.

Total amount of order \$ \_\_\_\_\_

Check or Money Order enclosed. Make check payable to **CLAGGK Inc. PULSE STICK II Offer**

Charge my  Visa  MasterCard

Account No. \_\_\_\_\_

Exp. Date \_\_\_\_ / \_\_\_\_

Credit Card

Signature \_\_\_\_\_

Print Name \_\_\_\_\_

Address \_\_\_\_\_

City \_\_\_\_\_ State \_\_\_\_ Zip \_\_\_\_\_

No telephone orders or C.O.D. Signature required on credit card orders. All prices include postage and handling. Payments in U.S.A. funds only. New York residents must include local applicable sales taxes. No foreign orders.

**Mail orders** to CLAGGK Inc. Pulse Stick II Offer, P.O. Box 4099, Farmingdale, NY 11735.

**FAX orders** to 1-516-293-3115.



## PRODUCT CORRECTIONS

Elantec was pleased to see our EL2210/2410/2211/2411 dual and quad video amplifiers mentioned in *New Products (Electronics Now, February 1994)*. I should appreciate your passing on two corrections to your readers:

- The video amplifiers are made with Elantec's complementary bipolar (not biCMOS) process.

- Dual versions are available in 8-pin small-outline IC (SO-8) surface-mount packages.

PATRICIA MAYER

ELANTEC, INC.

Milpitas, CA

## REMOVING ICs

*Electronics Now Magazine* often publishes article and reader letters describing various methods of removing IC's from printed circuit boards. However, I have come across a tool that takes the headache out of removing stubborn IC's from PC boards.

Ungar makes a "slotted bar desolder tip" (No. 6948) expressly for removing DIP IC's that heats all the IC's pins at once. Its threaded fitting screws onto typical soldering-iron elements.

The desolder tip is a metal block with two-slotted bars that make contact with the IC's pins. It will work with a 33 to 45-watt soldering-iron heating element. Avoid overheating the PC board because conductive traces are delicate. With the help of an IC puller or a flat-blade screwdriver, the IC can then be removed easily from the board.

When removing IC's from multi-layer boards with the tool, pull the IC out only when the solder has melted all the way to the top layer nearest to the IC body. Be sure to remove the IC quickly before the solder cools and freezes the pins halfway out of the board.

Desoldering braid can then be used to open any holes still closed with solder.

RICHARD L. ERHARDT

Sunnyvale, CA

## COMBUSTIBLE GAS ALARM WARNING

Dave Williams, in his article entitled "Combustible Gas Alarm" (*Electronics Now, July 1993*), de-

scribes how reducing gases, such as methane, butane, propane, and carbon monoxide, can be detected with a tin-dioxide sensor-based alarm.

In that article the reader is advised to position the alarm near the ceiling because methane is lighter than air, and would therefore collect near the ceiling. However, in giving that advice, Mr. Williams did not point out that many reducing gases are heavier than air. Carbon monoxide, propane, and butane, for example, can accumulate at floor level to reach dangerous concentrations well before a ceiling-mounted alarm would be triggered.

In the interests of personal safety and the prevention of fires and explosions, please advise your readers of this fact.

R.C.S.

Excelsior, MN

## LASER POINTER POINTERS

I own a slender, pen-type pointer with a solid-state laser for spot illumination during presentations and lectures. Its AAAA alkaline power cells expired, so I needed replacements. (They have diameters of about 5/16-inch.) However, I could not find them in my local stores.

However, I discovered a readily available source by opening up a 9-volt Eveready *Energizer* radio battery. I carefully cut into both end seams with diagonal cutters, and easily peeled back the battery's thin metal case. There are six AAAA-size, 1.5-volt cells inside.

The cells will fall out because they are held in position by the outer case. They can be used immediately, but you might want to polish their contact surfaces with a pencil eraser if they happen to be tarnished.

To the best of my knowledge, the *Energizer* brand 9-volt batteries are the only ones made this way. So don't try to take apart 9-volt batteries made by other companies. Moreover, I'd advise caution in using the *Energizer* cells because their cases might not be as rugged (and therefore as leak-proof) as those of the larger and more common AAA cells.

ALAN L. WOODMAN, W9RUV  
Mt. Prospect, IL

# SURVEILLANCE & SECURITY

## FM TRANSMITTERS MINIATURE (KITS)

- 3-VOLT FM XMTR, up to 300 ft. indoors, 1500 ft. outdoors
- PHONE XMTR, range to 500 ft., uses phone-line power
- Sound-Activated XMTR, range to 500 ft.
- 2-STAGE XMTR, 9-Volt, very powerful

All above require simple soldering at 2 to 4 places. Broadcast on std FM band. Assemble in less than 5 minutes. Any of the above **\$29.95\*\***

**TELE CALL FORWARDER.** Transfers incoming calls to any number you select. **\$99.00\***

**CALLER ID.** Registers incoming number and stores to 50 numbers. **\$99.00\***

**TEL REGISTER WITH PRINTER.** Records dialed number, duration, and prints record. 16-digit display with security lock control. Stores up to 40 calls. **\$149.00\***

**TEL REGISTER W/O PRINTER.** Records dialed number and time. 16-digit display. Holds up to 145 numbers in memory. **\$99.00\***

**12-HOUR LONG-PLAY RECORDER.** Modified Panasonic. Records 6 hrs. on each side of 120 tape (supplied). Compatible with VOX and Tel Rec Adapter. **\$119.00\***

**VOX VOICE-ACTIVATED SWITCH.** Makes recorder self-activating with voices or other sounds. Great for radios and scanners. Provisions for external mike and/or patch cord. **\$28.50\*\***

**TELEPHONE RECORDING ADAPTER.** Records incoming and outgoing calls. Use of handset controls recorder and records both sides of conversation. **\$28.50\***

**TELEPHONE SCRAMBLERS.** Over 51,000 separate codes; impossible to break code. Assures utmost privacy. **\$295.00\***

**VOICE CHANGER.** Changes man's voice to lady's and vice versa. 4 separate settings. Ideal for disguising voice. **\$29.95\***

## RF BUG DETECTORS, AND MUCH MORE

For Shipping and Handling add \$5.00 and \*\*\$2.00 per item. Colo. residents add sales tax. Mail Order. VISA, M/C, COD's o.k. Inquire for dealer prices. Free catalog.

**TOLL FREE 1-800-926-2488**

**A.M.C. SALES, INC.**

193 Vaquero Drive  
Boulder, CO 80303  
Tel: (303) 499-5405  
Fax: (303) 494-4924

Mon-Fri 8 a.m. - 5 p.m. Mtn. Time

CIRCLE 108 ON FREE INFORMATION CARD

# EQUIPMENT REPORTS

## Compuvideo Oscilloscope-to-Vectorscope Converter

Turn your oscilloscope into a vectorscope and waveform monitor.

CIRCLE 377 ON FREE INFORMATION CARD



From video-production facilities to camcorder service centers, vectorscopes and waveform monitors are essential test and troubleshooting tools. However, technicians who cannot justify the expense of such specialized equipment for occasional use might find an attractive alternative in the model SVR-2000 from Compuvideo Products (3861 Oceanview Avenue, Brooklyn, NY 11224.) The SVR-2000 is a converter than turns virtually any two-channel oscilloscope into a vectorscope and waveform monitor.

The converter is packaged in a cream-colored metal cabinet that measures about 1½ × 3¼ × 5½

inches. Its rear panel contains five BNC jacks labeled VIDEO, VIDEO, CH-1 SCOPE OUT, CH-2 SCOPE OUT, and EXT. SC INPUT. Its front panel has a rotary PHASE control, a rotary function selector, and a CIRCLE toggle switch. No power switch is included on the unit. A graticule, like that shown in Fig. 1, is supplied with the SV-2000. It is placed over the oscilloscope graticule.

The SVR-2000 accepts composite video (1 volt peak-to-peak) at one of its rear-panel VIDEO jacks. The second VIDEO jack can be fed to a monitor or terminated in some other 75-ohm load. To use the unit as a vectorscope converter, its function switch is set to the VECT position,

and its two outputs are fed to the channel 1 and channel 2 inputs of an oscilloscope. The oscilloscope should be set to its X-Y mode for proper operation, and the vertical amplifiers should be set for 0.2 volts per division. Although the converter is designed to operate at maximum accuracy with 6-foot connecting cables, they are not included with the unit.

The vectorscope display permits the color aspects of a video signal to be analyzed. In normal use, the unit is fed a video signal of color bars as defined by EIA standard RS189A.

Unlike a standard oscilloscope display, the vectorscope display is circular. That's because the vectorscope shows a polar plot of a video signal's 3.58 MHz chrominance subcarrier (which is actually two signals, modulated 90° out of phase on the same subcarrier). Amplitude increases outward from the center of the display, and the phase is measured around the circle.

In its vectorscope mode, the SVR-2000 displays chrominance amplitudes, aids in hue adjustments, and simplifies the matching of the burst phases of multiple signals. The latter is important in minimizing color shift when switching between video sources.

When the unit is fed a standard colorbar signal, the phase control must be adjusted so that the burst vector is at the 9 o'clock position. Each dot should fall on the cross hairs of the graticule's target boxes. (They represent the yellow, cyan, green, magenta, red, and blue bars in the colorbar signal.) Problems are indicated if they don't.

The vectorscope is valuable primarily as a setup tool. However, for monitoring live signals, a waveform monitor—which is basically an oscilloscope that has been tailored specifically to monitor composite video and sync signals—is far more

*Continued on page 83*

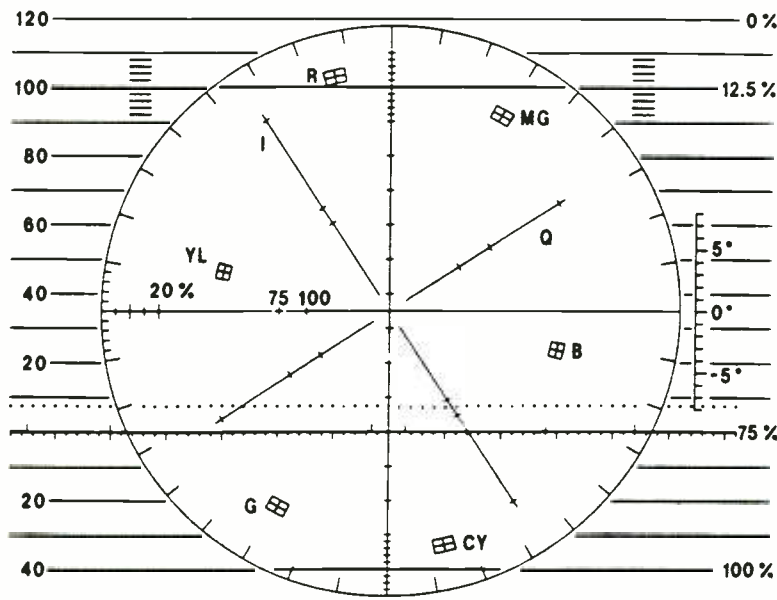


FIG 1—THE GRATICULE supplied with the SV-2000.



## Just like these Fully Trained Electronics Professionals



"Thanks to CIE I have tripled my previous salary, and I am now in a challenging and rewarding new field where only the sky is the limit."

Daniel Wade Reynolds  
Industrial Electrician  
Ore-Ida Foods



"CIE was recommended to me by my boss. It was appealing since I could study at my own pace at home and during business travel."

Dan Parks  
Marketing Manager/Consumer Products  
Analog Devices, Inc.



"I loved the flexibility CIE offered. It was the only way I could continue both school and my demanding job."

Britt A. Hanks  
Director of Engineering  
Petroleum Helicopters, Inc.



"I liked the way the school was set up with laboratory assignments to enforce conceptual learning. The thing which impressed me the most about CIE's curriculum is the way they show application for all the theory that is presented."


Daniel N. Parkman  
Missile Electro-Mechanical Technician  
U.S. Air Force



"Completing the course gave me the ability to efficiently troubleshoot modern microprocessor based audio and video systems and enjoy a sense of job security."

Tony Reynolds  
Service Manager/Technician  
Threshold Audio & Video

# Graduate with an Associate Degree from CIE!



CIE is the best educational value you can receive if you want to learn about electronics, and earn a good income with that knowledge. CIE's reputation as the world leader in home study electronics is based solely on the success of our graduates. And we've earned our reputation with an unconditional commitment to provide our students with the very best electronics training.

Just ask any of the 150,000-plus graduates of the Cleveland Institute of Electronics who are working in high-paying positions with aerospace, computer, medical, automotive and communications firms throughout the world. They'll tell you success didn't come easy...but it did come...thanks to their CIE training. And today, a career in electronics offers more rewards than ever before.

### CIE IS COMMITTED TO BEING THE BEST...IN ONE AREA...ELECTRONICS.

CIE isn't another be-everything-to-everyone school. CIE teaches only one subject and we believe we're the best at what we do. Also, CIE is accredited by the National Home Study Council. And with more than 1,000 graduates each year, we're the largest home study school specializing exclusively in electronics. CIE has been training career-minded students for nearly sixty years and we're the best at our subject...  
**ELECTRONICS... IT'S THE ONLY SUBJECT WE TEACH!**


### CIE PROVIDES A LEARNING METHOD SO GOOD IT'S PATENTED.

CIE's AUTO-PROGRAMMED® lessons are a proven learning method for building valuable electronics

career skills. Each lesson is designed to take you step-by-step and principle-by-principle. And while all of CIE's lessons are designed for independent study, CIE's instructors are personally available to assist you with just a toll free call. The result is practical training... the kind of experience you can put to work in today's marketplace.

### LEARN BY DOING...WITH STATE-OF-THE-ART EQUIPMENT AND TRAINING.

CIE pioneered the first Electronics Laboratory



Course and the first Microprocessor Course! Today, no other home study school can match CIE's state-of-the-art equipment and training. And all your laboratory equipment, books and lessons are included in your tuition. It's all yours to use while you study and for on-the-job after you graduate.

### PERSONALIZED TRAINING....TO MATCH YOUR BACKGROUND.

While some of our students have a working knowledge of electronics others are just starting out. That's why CIE has developed twelve career courses and an A.A.S. Degree program to choose from. So, even if you're not sure which electronics career is best for you, CIE can get you started with core lessons applicable to all areas in

electronics. And every CIE Course earns credit towards the completion of your Associate in Applied Science Degree. So you can work toward your degree in stages or as fast as you wish. In fact, CIE is the only school that actually rewards you for fast study, which can save you money.



**FREE CATALOG**

**YES!** I want to get started.

Send me my CIE course catalog including details about the Associate Degree Program. (For your convenience, CIE will have a representative contact you - there is no obligation.)

Please Print Clearly

Name \_\_\_\_\_ **AE62**

Address \_\_\_\_\_

City \_\_\_\_\_

State \_\_\_\_\_ Zip \_\_\_\_\_ Age \_\_\_\_\_

Phone No. \_\_\_\_\_

Check box for G.I. Bill Benefits.

- Veteran
- Active Duty

Cleveland Institute of Electronics, Inc.  
1776 East 17th Street  
Cleveland, OH 44114

A School of Thousands.  
A Class of One. Since 1934.

Send for CIE's FREE Course Catalog and See How We Can Help Your Career Too!

# NEW PRODUCTS


Use the Free Information Card for more details on these products.

## BATTERY-CHARGING IC.

The *Enstore ECS-II* (Electrode-Specific Charging System) is a CMOS LSI integrated circuit for controlling the recharging of rechargeable cells and batteries. It is recommended as a component in battery-charging equipment, and it can drive a switched power supply.

The IC is said to permit the full charging of some electrochemical systems in 10 minutes. It can be programmed for 1 to 20 cells with a capacity of 400 milli-ampere hours (mAh) and is said to be able to remove "memory" effects in rechargeable cells and restore them through trickle charging.

Charging current is selectable from 2 to more than 10 amperes. The LSI device includes short-circuit protection, and automatic battery insertion and polarity detection. Auto-



CIRCLE 20 ON FREE INFORMATION CARD

matic overcharge protection is achieved by monitoring the electrochemical status of the cell or battery.

The device contains a temperature and battery voltage-control circuit, and it can drive LEDs to indicate battery insertion, end of charge, and battery defects. It also includes automatic power supply failure detection circuitry.

A board for evaluating the device for use in bat-

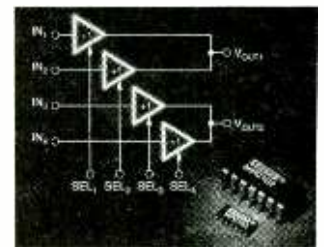
tery-charging systems is available. It includes an integrated circuit, provision for AC or DC input, and switch-programmable output for charging nickel-cadmium, nickel-metal hydride, and lead-acid batteries. The evaluation board is priced at \$350.

**EnChip, Inc.**

434 Ridgedale Avenue  
Suite 11-327  
East Hanover, NJ 07936  
Phone: 201-328-2049

er amplifiers. Two buffer outputs are each internally connected at the output. Its bipolar complementary buffers form a unidirectional transmission path that offers high output-to-input isolation.

The *MPC102* is primarily intended to route video signals for wide-bandwidth systems, including HDTV and broadcast equipment. However, it also has applications in radar, telecommunications, computer graphics, and data-acquisition systems



CIRCLE 22 ON FREE INFORMATION CARD

One of its two input signals can be connected to the corresponding output. The output of the multiplexer is in a high-impedance state when no channel is selected. When one channel is selected with a digital "1" at the corresponding SEL input, the component acts as a buffer with high input impedance and low output impedance.


Bandwidth is specified as 210 MHz (1.4 volts p-p), slew rate is 2 volts p-p and interchannel crosstalk is 68 dB (30 MHz). It can also serve as a 1 to 2 demultiplexer, a 2 to 1 multiplexer for ECL data, and a 2 to 1 multiplexer for differential analog signal processing applications.

The *MPC102* is available

## COAXIAL-CABLE TESTER.

The *Coax-Check* is an instrument designed to provide pass or fail analysis on RG-58, RG-59, and RG-62 coaxial cables. It tests the continuity of both the conductor and its braided shield. In addition, the tester identifies short-circuits resulting from contact between the conductor and the shield.

A "pass" diagnosis is indicated when a green LED lights up, and a "fail" diagnosis is indicated by the lighting of one or more of the red LEDs that indicate a reason for failure.



CIRCLE 21 ON FREE INFORMATION CARD

The tester is housed in a rugged instrument case and is supplied with a 9-volt battery that is installed.

The *Coax-Check 1560* is priced at \$35.67.

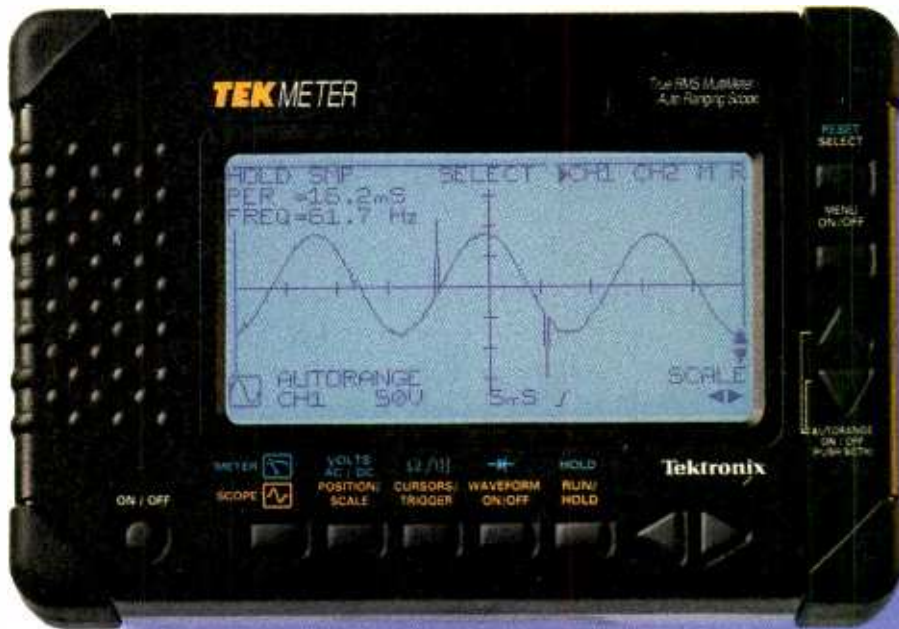
**Weidmuller Inc./Paladin Tools**

3543 Old Conejo Road,  
Suite 101  
Newbury Park, CA 91320  
Phone: 800-272-8665

**DUAL 2-1 VIDEO MULTIPLEXER.** The *MPC102* from *Burr-Brown* is a dual, wide-bandwidth, 2-to-1 channel video-signal multiplexer. It includes four identical, monolithic, open-loop buff-



# The newest tool of the trades.



## Introducing TekMeter.™ The easy-to-use combination DMM and autoranging scope.

If you're like most people in the electrical and electronic service business, when you've




got a job to do, you need to get it done fast, with a minimum of hassle. And preferably without juggling a bunch of tools on site.

To answer these concerns, Tektronix created TekMeter. Designed with input from customers, TekMeter is the only test and measurement tool that inte-

grates true RMS multimeter and autoranging oscilloscope capabilities in one powerful yet lightweight package.

Best of all, you don't have to learn scope skills.

TekMeter has a familiar DMM-like interface for every function. You just hook up the probes and toggle between DMM and waveform.



At the push of a button, you'll see exactly what you're measuring.

### Easy to afford, too.

At only 2.2 pounds, TekMeter won't weigh heavily on your belt, and it won't do much damage to your wallet, either. Starting at \$859,\* the TekMeter packages a remarkable set of capabilities that will enhance your productivity and will be easy to justify.

### Put one in your hands today.

Of course, the best way to take full measure of TekMeter is to try it for yourself. For the name of your nearest authorized Tektronix distributor, call 1-800-426-2200, ext. 800 and put one to the test.

Once you've seen everything TekMeter can do—and how easily it does it—we think you'll agree it's the one tool you won't want to trade for anything else.



Come test drive the TekMeter at your local distributor and judge for yourself.



Check out the entire TekTools™ line for all your measurement needs.

# Tektronix

\*Suggested retail price © Copyright 1993, Tektronix, Inc. 3MW-284273 Tekmeter, Tektools, and Tektronix are trademarks of Tektronix, Inc.

CIRCLE 184 ON FREE INFORMATION CARD

in 14-pin plastic DIPs, SOICs, and as dice. Pricing is from \$7.41 each in quantities of hundreds.

**Burr-Brown Corporation**  
P. O. Box 11400  
Tucson, AZ 85734  
Phone: 800-548-6132

**SOFT-SIDED TOOL BOX.** The *Tool Tote* from *Paktek* is a fabric tool carrier, an alternative to the metal tool box. Made from 1000-denier Cordura, it is intended to eliminate possible damage to furniture and equipment caused by metal tool boxes that are carried to the site for field maintenance.



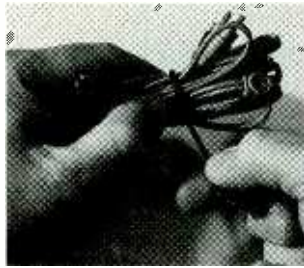
CIRCLE 23 ON FREE INFORMATION CARD

The tool carrier has an oversized opening that makes it easy to find and replace large tools, and it also has fourteen outside pockets for smaller tools. Styled in red-and-black, the tote bag measures 7.5 x 7 x 14 inches.

The *Tool Tote* is priced at \$24.97.

**Paktek Inc.**  
7307 82nd St. Ct. SW  
Tacoma, WA 98498  
Phone: 800-258-8458

**CABLE-BUNDLING TIE.** *Kurly-tie* cable wraps permit fast, neat storage for probe and test leads. Each tie wrap includes a locking tie to secure it to the cable. The rubberized plastic coil expands to bundle cables, but when removed it contracts to a small size to stay out of the user's way. The cable wraps are available in




CIRCLE 24 ON FREE INFORMATION CARD

16 colors. The wraps also can hook onto nearby hardware for convenient positioning of the cable.

A pack of *Kurly-tie* cable wraps containing one in each color is priced at \$10. Add \$2 S & H. A sample is priced at \$1.

**SuperVid Supply**  
3382 Border Drive  
Stone Mountain, GA 30087  
Phone: 404-413-8624

**POWER MONITOR.** *BMI's 120 PowerSpy* is a portable power monitor that detects wiring errors and power disturbances on line-to-neutral and neutral-to-ground voltage. The monitor is plugged between the sensitive load and the outlet. The monitor also detects sags, swells, impulses, waveshape faults, high-frequency noise, and power failures.




CIRCLE 25 ON FREE INFORMATION CARD

A display of LED lamps on the front panel of the handheld instrument indi-

cates power disturbances and a diagnosis. If a power disturbance occurs, a latching red LED lights and remains on until the reset button is pressed. Simultaneously, appropriate diagnostic LEDs light to suggest a remedial actions. If power fails, the monitor stores the last LED settings for 48 hours.

The *PowerSpy* power monitor is priced at \$545. **Basic Measuring Instruments (BMI)**  
3250 Jay Street  
Santa Clara, CA 95054  
Phone: 408-970-3700

**CUSTOM TOROIDAL POWER TRANSFORMERS.** Custom transformers that are made so they do not vibrate and generate humming or buzzing sounds are being offered by GFS manufacturing. The company says that its improved winding machines and a vacuum chamber make this feature possible.



CIRCLE 26 ON FREE INFORMATION CARD

In the vacuum impregnation process, varnish penetrates the windings, displacing air trapped under the insulating tape. This is said to prevent the coils from vibrating under the influence of the applied AC so that no noise is emitted. It also protects the windings from damage.

Transformers made with this method are recommended for applications where acoustic background noise must be eliminated: hi-fi audio power amplifiers or in laboratory

equipment for performing acoustic tests.

Custom toroidal power transformer from GFS range in price from \$20 to \$150 each, depending on size and rating.

**GFS Manufacturing, Inc.**  
140 Crosby Road  
Dover, NH 03820-4371  
Phone: 603-742-4375

**MONITOR/COMMUNICATIONS DEBUGGER SOFTWARE.** *Paladin Software* is offering its version 3.0 *MicroTAP* (formerly *DataScope*) asynchronous communications debugging, data-capture and analysis software. This capability makes it a cost effective alternative to expensive hardware line monitors, according to its publisher.



CIRCLE 27 ON FREE INFORMATION CARD

*MicroTAP* includes context-sensitive Hypertext, HyperAccess, user-alterable, multitasking window displays, and oscilloscope-like signal event tracing. All data and signal events are time-stamped to the nearest microsecond.

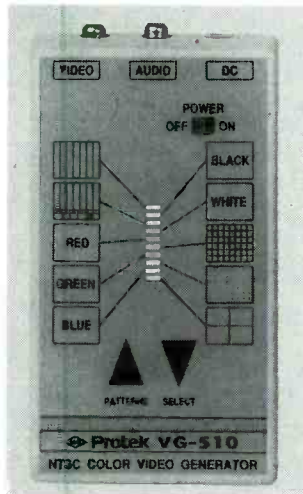
Version 3.0 adds EGA/VGA font maps with an integrated font-map editor, a Hypertext reader with direct links to program setup fields, expanded log capacity, and PostScript file exportation feature.

*MicroTAP* version 3.0, including cables, connectors, and manual, is priced at \$349.

**Paladin Software, Inc.**  
2945 Kenosha Avenue  
San Diego, CA 92117  
Phone: 619-490-0368



**HANDHELD VIDEO TEST GENERATOR.** The handheld Model VG-510 NTSC video and audio generator from Protek provides ten test patterns: SMPTE; black burst; full-field color bars; red, green, blue, and white fields; center pulse cross; dots; and cross hatch. It is for maintenance of video equipment and video editing.



CIRCLE 28 ON FREE INFORMATION CARD

The generator measures  $1\frac{1}{2} \times 3\frac{1}{4} \times 1\frac{1}{2}$  inches and weighs 7½ ounces without power cells. Audio output is 1 kHz with an adapter included for 120-volt studio use. Four AA cells will power the generator for more than 40 hours.

A VG-510 generator that does not offer SMPTE bars is priced at \$299; if it does, the price is \$399. A model that provides S-VHS output is priced at \$549. Options include RF output, rechargeable battery, and a PAL standard version.

**HC Protek**

154 Veterans Drive  
Northvale, NJ 07647  
Phone: 201-767-7242

**UNIVERSAL IC PROGRAMMER.** Xeltek's Superpro/EM universal IC programmer can program field-programmable memory and memory in some micro-



CIRCLE 29 ON FREE INFORMATION CARD

controllers and programmable logic devices (PLD).

The memories that can be programmed include EPROMs, EEPROMs, and

Flash EPROMs with capacities to 8 Mbits, microcontrollers from Intel, Motorola, Signetics/Philips, Zilog, AMD, Hitachi and National Semiconductor. It can also program some PLDs such as the 16V8 and the 20V8 PALs and GALs.

The included software is menu driven and said to be easy to use. It includes a comprehensive library for programmable ICs. Macro

and batch functions permit single-keystroke automated programming. As new devices are added to the library, software upgrades will be available free to customers through a 24-hour BBS service.

The Superpro/EM IC programmer is priced at \$399.

**Xeltek**

757 North Pastoria Avenue  
Sunnyvale, CA 94086  
Phone: 408-524-1932

**New Tool Kit™ Series  
THE MOST PRACTICAL, COMPACT,  
INEXPENSIVE DMMs AVAILABLE**

MODEL 2703A 2704A 2706 2707

DCV	●	●	●	●
RES	●	●	●	●
CAP	●	●	●	●
FREQ	●	●	●	●
LOGIC	●	●	●	●
PRICE	\$39	\$59	\$79	\$89



Measures voltage resistance and current, and lots more! 0.5% DC accuracy. Prices start at \$39.95!

New Tool Kit™ DMMs from B-K PRECISION are the industry's best values for performance, features and dependability. Compare these ruggedized testers against all comers — at up to twice the price. You'll be sold on Tool Kit.

All four Tool Kit™ DMMs measure DC current to 10 amps, have large 3½ digit LCD readouts

and a continuity beeper. The Model 2704A adds AC current, capacitance and transistor tests. The Model 2706 adds temperature measurement. The Model 2707 is similar to the 2704A with added frequency counter and logic probe functions.

See your local distributor for immediate delivery.



Domestic and International Sales  
6470 W. Cortland St., Chicago, IL 60635  
312-889-1418 • FAX: 312-794-9740

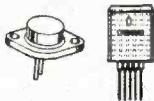
CIRCLE 77 ON FREE INFORMATION CARD

May 1994, Electronics Now

# QUALITY TV & VCR PARTS

## REPLACEMENT SEMICONDUCTORS

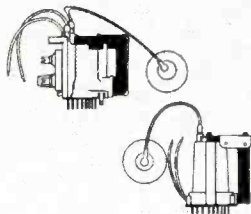
BU208A	10/up	\$2.50ea
25C1172B	10/up	\$2.50ea
25D870	10/up	\$2.50ea
25D1397	10/up	\$1.99ea
25D1426	10/up	\$1.99ea
25D1427	10/up	\$1.99ea



STR30120	\$4.95ea
STR30123	\$5.95ea
STR30130	\$2.95ea
STR4273	\$9.95ea
STK0080	\$14.95ea
STK5481	\$12.50ea

## REPLACEMENT FLYBACKS

154-040	GOLDSTAR	\$19.95ea
154-074E	GOLDSTAR	\$19.95ea
1-439-254-11	SONY	\$29.95ea
1-439-357-11	SONY	\$29.95ea
3214003	EMERSON	\$24.50ea
3220011	EMERSON	\$29.95ea
2434391	HITACHI	\$24.95ea
TLF14423F	PANASONIC	\$29.95ea
TLF14530F	PANASONIC	\$29.95ea
FCC1415AL	SAMSUNG	\$19.95ea



## VCR IDLERS

164113	ORIGINAL	\$3.25ea	10/up	\$2.99ea
VXP0521	ORIGINAL	\$3.25ea	10/up	\$2.99ea
143-0-4202-00400	REPLACEMENT	\$2.99ea	10/up	\$2.75ea
NPLY0107GEZZ	REPLACEMENT			\$8.95ea
NIDL0006	REPLACEMENT	\$2.50ea	10/up	\$1.99ea
433-015A	REPLACEMENT	\$2.50ea	10/up	\$1.99ea




## POPULAR CAPACITORS

100M/63V	20/up	\$ .50ea
100M/100V	10/for	\$10.00
100M/160V	10/for	\$10.00
100M/200V	10/for	\$10.00
100M/250V	10/for	\$12.50
4.7M/250V	10/for	\$5.50
10M/350V	10/for	\$7.50



**MAT ELECTRONICS**  
975 JAYMOR ROAD  
SOUTHAMPTON, PA 18966

CALL TOLL FREE  
1-800-628-1118  
FAX# 1-800-628-1118



CIRCLE 89 ON FREE INFORMATION CARD

**MAGNETIC-FIELD DETECTOR.** The *MFD-1* low-level magnetic-field detector can detect both the strength and the direction of many low-level electromagnetic fields. Its manufacturer, *Environmental Electronics, Inc.* says it is suitable for performing the tests that seek to correlate the effects of electrical fields on human health.



CIRCLE 31 ON FREE INFORMATION CARD

measurements on high-voltage power lines. This multimeter is said to eliminate "ghost images"—voltages that contain no real power. They occur when voltage from a powered line magnetically induces voltage into non-powered lines.

The low input impedance (low Z) of the HD165 eliminates ghost voltage readings. The transient limit in the HD165 is 10 kilovolts. Limiting the DMM to AC voltage measurement eliminates the possibility of measuring voltage with the leads in current input jacks. Readings are indicated on a 10,000-count (0.1 to 999 volt) display for the best resolution at higher voltages.

The rugged and contamination-proof DMM is intended for use by persons doing field maintenance for public utilities, industrial power plant maintenance, and at power-generation and distribution stations.

A protective holster protects the meter from drops and a tilt stand gives two viewing angles.

The HD165 DMM with battery, test leads terminated by alligator clips, protective holster, tilt stand, and operator's manual is priced at \$279.

**Wavetek Corporation**  
9145 Balboa Avenue  
San Diego, CA 92123  
Phone: 619-279-2200



CIRCLE 30 ON FREE INFORMATION CARD

The detector measures field strengths from 0.25 to 57 milliGauss. As a result of its 20 Hz to 10 kHz bandwidth, it can measure extremely low frequency (ELF) and very low frequency (VLF) fields. The display of the handheld instrument is a ten-segment LED bargraph with two ranges, and it has a power on/off switch state indicator.

The detector is in a case that measures 1 x 2 5/8 x 6 1/16 inches, and it weighs 7 ounces with the battery.

The *MFD-1* magnetic-field detector with a 9-volt battery and instructions is priced at \$39.95.

**Environmental Electronics, Inc.**

P. O. Box 980  
Goshen, IN 46527  
Phone: 616-641-7645

**UTILITY SERVICE DIGITAL MULTIMETER.** The *HD165* digital multimeter from *Wavetek* is intended for low-impedance AC voltage

**GREAT NEW PRICE!**  
**GLOBAL SPECIALTIES**  
**PROTOLAB™**

Build and Test Actual Circuits  
On Your PC Using This Complete  
Electronics Laboratory!

**NOW ONLY \$49.95!**  
was \$129.95

OPTIONAL  
**PROTOWARE™**  
\$19.95

System Requirements:  
IBM/PC  
512K RAM  
EGA/VGA Video  
& mouse

**PROTOLAB™**  
A state of the art electronics lab perfect for the hobbyist, student, or engineer. Build and experiment with actual circuits, using a variety of components, including resistors, capacitors, inductors, general impedance, AC voltage sources, batteries, and AC/DC current sources. Then, analyze your circuits with built-in high tech instruments. Expand your lab with the optional **PROTOWARE™** modules.

**GLOBAL SPECIALTIES®**

70 Fulton Terrace, New Haven, CT 06512  
(203) 466-6103 • Fax: (203) 468-0060  
**(800) 572-1028**

CIRCLE 185 ON FREE INFORMATION CARD

**an Interplex Industries company**



# What Do These Prestigious Companies Have In Common?

**Aerovox®**  
DC Film and RFI Suppression Capacitors.  
AC Oil Capacitors, EMI Filters

**AMP**  
Electrical/Electronic Connectors.  
IC Sockets, PCB Switches

**AVAX CORPORATION**  
A KYOCERA GROUP COMPANY  
MLC, Tantalum and Thin Film  
Capacitors, Resistors,  
Networks, Trimmers,  
Oscillators, Resonators, Filters  
and Piezo Devices

**BERG**  
ELECTRONICS  
High Density and Industry Standard  
Connectors/Subsystems

**BURNDY**  
an FCI Company  
Electronic Connectors

**CAROL**  
CAROL CABLE COMPANY INC.  
Electronic and Electrical Wire and Cable  
and Power Supply Cords

**COLE FLEX**  
Tubing, Conduits, Hose, Sleevings, Splices,  
Insulation and Cable Harness Products

**Communications Instruments, Inc.**  
Relays and Solenoid Relays

**COOPER**  
Belden  
Multi Conductor, Paired, Coaxial, Flat,  
Fiber Optic, Instrumentation/Process  
Control, LAN, Special Application Cables,  
Power Supply Cords & Molded Cable  
Assemblies

**COOPER**  
**Bussmann**  
Fuses, Fuseholders, Fuse Blocks,  
and Fuse Accessories

**CORNELL DUBILIER**  
Capacitors-Aluminum  
Electrolytics, Mica, AC Oil, Film,  
MICA Paper and Relays

A COMPANY OF  
**DALE**  
**Dale Electronics, Inc.**  
Resistors, Networks, Oscillators, Displays,  
Inductors & Thermistors

**DI DANTONIA INDUSTRIES, INC.**  
BATTERIES: Computer, Cordless  
Phone, Scanner & R/C  
ANTENNAS: Cordless Phone (metal &  
rubber), Scanner Bumpers,  
Grommets and Stick-On Feet

**DEARBORN WIRE AND CABLE L.P.**

**EATON**  
Eaton Corporation, Commercial  
& Military Controls Operation  
Switches, Relays, Displays and Keyboards

A  
**GERNSBACK PUBLICATION**  
Electronics Now Magazine

**KOA SPEER ELECTRONICS, INC.**  
Resistors, SMT Tantalum Capacitors Inductors,  
Resistor Networks, SMT Thermistors

**MALLORY**  
North American Capacitor Company  
Tantalums, Aluminums, Sonalerts®  
Ceramics, Films and AC's

**M-tron**  
Quartz Crystal Clock Oscillators  
and Special Hybrid Products

**murata ERIE®**  
MURATA ERIE NORTH AMERICA  
Monolithics, Discs, Variable Capacitors,  
Oscillators, Potentiometers, RFI/EMI Filters,  
Microwave, Surface Mount Capacitors

**NTE ELECTRONICS, INC.**  
A WORLDWIDE REPUTATION FOR QUALITY SERVICE AND VALUE  
Semiconductors, Resistors,  
Capacitors, Relays

**Philips ECG**  
A North American Philips Company  
Semiconductors, Test Equipment,  
Relays, A/V Parts and  
Chemicals

**Quam**  
Loudspeakers and Commercial Sound  
Products

**ROHM**  
Rohm Electronics Division  
Resistors, Ceramic Capacitors,  
Transistors/Diodes,  
Opto Components and IC's

**SELECTA**  
Electrical Electronic Products  
Switches, Relays, Terminals,  
Indicator/Pilot Lights, LED Indicators,  
Test Clips, Test Leads, Cable Ties and  
Heat Shrinkable Tubing

A COMPANY OF  
**SPRAGUE**  
Tantalum Capacitors, Wet & Foil  
Capacitors, Resistor Networks,  
Resistor Capacitors Networks, Filters

**Switchcraft**  
A Raytheon Company  
Switches, Connectors, Jacks, Plugs,  
Jackfields & Audio Accessories

**TECH SPRAY**  
Non-CFC Cleaners/Degreasers,  
UV Cured Compounds, Swabs, Wipes,  
Brushes, Wick, Cleanroom Supplies, and  
Static Control Products.

They sell through distributors.  
They belong to the E.I.A.  
They belong on your vendor list.

Leadership in electronics is not just a matter of designing products better and manufacturing them better, but also of marketing them better. And the sponsors of this message understand that better service to customers *requires* effectively involving distributors as part of their marketing teams.

Distributor involvement means lower prices, quicker deliveries, better service over-all. The Buyer wins... the Seller wins.

Distributors help achieve marketing leadership. So does the manufacturer's involvement in the Components Group of the Electronic Industries Association. EIA fosters better industry relations, coherent industry standards, and the sharing of ideas, which helps one another *and* serves customers better.

In choosing your component supplier, look for the marks of leadership —

availability through distribution  
membership in the E.I.A.



Electronic Industries  
Association/Components Group  
2001 Pennsylvania Avenue, N.W. 11th Floor  
Washington, D.C. 20006  
Phone: (202) 457-4930 Fax: (202) 457-4985

Committed to the competitiveness of the  
American electronics producer

# NEW LITERATURE


Use The Free Information Card for fast response.

**McGraw-Hill Electronics Dictionary, Fifth Edition;** by John Markus and Neil Sclater. McGraw-Hill, Inc., 1221 Avenue of the Americas, New York, NY 10020; Phone: 800-2-MCGRAW; \$49.50.

The language of electronics is changing almost as fast as the technology. New words, phrases, and acronyms are being coined continuously, even as older terms change in meaning while others fall into disuse. It is difficult even for professionals to keep up to date in the language of electronics because of its many specialties—computer, telecommunications, consumer entertainment, and military/aerospace, to mention but a few. While sharing a common vocabulary, each has its own set of specialized terms.

The McGraw-Hill Electronics Dictionary provides clear, precise definitions of thousands of words and phrases as well as the derivations of many acronyms and abbreviations. It defines the latest terms as well as those classic terms that remain the hard core of the language of electronics. Many obsolete terms have been retained because of their historical significance. The dictionary will help you to understand the latest technical articles, books and advertising copy.

This is the Fifth edition of a dictionary that has served as the definitive reference on electronics language since it was first published almost 50 years ago. The



CIRCLE 317 ON FREE INFORMATION CARD


first four editions were prepared by the well known author of electronics books, John Markus. This fifth edition has now been completely revised and updated by **Electronics Now** Associate Editor, Neil Sclater.

The addition of 1200 new entries and 150 new illustrations, reflect the changes that have occurred in the industry since the fourth edition was published 20 years ago. It now contains more than 14,000 terms and 1100 drawings. The additions include definitions of such terms as CD-ROM, fiber optics, fuzzy logic, laser printer, multimedia, and neural network. Many earlier definitions have been thoroughly revised and expanded to reflect the many changes that have occurred as a result of technological advancements and new applications.

All of the entries are arranged alphabetically, with abbreviations, acronyms, and phrases treated as single words. Cross-referencing makes it easy for the user to quickly find synonyms and related topics. The dictionary also presents the SI units of measure with exact definitions and abbreviations.

**High-Tech Electronic Kits Catalog No. 301;** from LNS Technologies, 20993 Foothill Blvd., Suite 307, Hayward, CA 94541; \$1.00 (refundable with order).

This 18-page catalog is filled with listings of easy-to-build electronics kits that have been designed both for the enjoyment of building them and their educational value. The wide assortment of kits listed in the catalog include those for building lasers, solid-state recorders, voice changers, gas sensors, motion detectors, and the application of microprocessors.



CIRCLE 318 ON FREE INFORMATION CARD

Each kit is rated with a skill level from beginner to advanced. Accompanying each kit is a detailed, illustrated assembly manual that helps the builder identify each part, provides a schematic diagram, and explains how the finished project works.

**1994 Catalog No. 15;** from Small Parts Inc, 13980 N.W. 58th Court, P. O. Box 4650, Miami Lakes, FL 33014-8650; Phone: 305-558-1038; Fax: 800-423-9009; free.

This is a 320-page cata-

log of hard-to-get mechanical parts and materials in small or large quantities from Small Parts Inc. It is sure to appeal to hobbyists and students as well as professionals who have trouble purchasing high-tech specialty items and materials in small quantities



CIRCLE 319 ON FREE INFORMATION CARD

Small Parts Inc. is one of the sponsors of the U.S. FIRST robotic competition; last year's winner is shown on the catalog's cover, and a special section within the catalog describes the exciting competition.

The products listed include stainless-steel tubing, wire, and fittings, gas springs, linear-motion slides, fiberglass structural shapes, spring-release hinges, and vibration and noise isolation components. The company offers free priority shipping on a minimum orders of \$15


**POWER UP! How to Make Battery Adapters for Portable & Military Radios & Other Military & Non-Military Electronics;** by Dave Strom. CRB Research Books, Inc., P. O. Box 56, Commack, NY 11725; Phone: 800-656-0056 or 516-543-9169 outside the



continental U.S.; Fax: 516-543-7486; \$13.95 plus \$4 shipping and handling (\$5 in Canada, NY state residents add \$1.53 tax).

This book tells you how you can power surplus military radios and other field-portable equipment with readily available commercial batteries that will replace the hard, if not impossible, to get military spec batteries that were designed in. Inability to find battery replacements has discouraged many people from purchasing this durable, versatile, and easily operated equipment.

In Strom's book you'll learn how to assemble alternative power sources by making your own battery adapters for consumer aftermarket cells and batteries. Detailed instructions and clear wiring diagrams show how the adapters are loaded with batteries from Eveready, Duracell, Radio Shack, or other suppliers.



CIRCLE 320 ON FREE INFORMATION CARD

Included are plans for adapters that, with batteries, will power portable and mobile radios, night-vision scopes, radiac sets, detection/intrusion sets, and field telephones. Appendixes include battery replacement charts, specifications, and a listing of leading military-surplus equipment sources.

Timing Solutions Data Book (BR1333/D); from Motorola Literature Distribution Center, P. O. Box 20924, Phoe-

Heathkit® Heathkit® Heathkit® Heathkit® Heathkit®

## Camcorder Servicing

Now, a Quality, Affordable, and Value-Packed Course

The best course of its kind, it teaches you how to service the hottest new consumer electronics product—the camcorder. You also get one of the best, feature-packed camcorders available today.



### What You'll Learn:

Obviously this course teaches how to fix dirty video heads, jammed tapes, worn rubber belts or rollers, dirty contacts, etc. But unlike others, Heathkit's course goes far beyond the routine, into the theories of light, optics, color, electronic shutters, image transducers, plus how electronic signals are recorded onto magnetic media and played back again.

You will delve into, test, and troubleshoot the sophisticated electronic circuitry of one of the most technically advanced camcorders ever. With Heathkit behind you, you can't fail. Beyond maintenance and repair, this course will empower you with the knowledge to get the most out of your own camcorder.

Compare this course with any others. You'll find that Heathkit offers you 2 to 3 times more value and better quality. Among the many additional courses available are TV, VCR, PC Servicing, Electronics, and more.


•Heathkit Educational Systems •455 Riverview Drive •Benton Harbor, MI 49023-1288

For a Full-Line Catalog of Electronics and Computer Courses, call 1-800-44-HEATH  
When calling, please mention this code: 020-022

CIRCLE 86 ON FREE INFORMATION CARD

## New 200MHz Probe

The New Generation of TPI Probes



- Flatter response
- Sharper leading edges
- Faster risetime
- New slimline design
- Replaceable cable, probe head, tip and ground lead
- Performance guaranteed - 10 day return privilege

Model P200B

\$42

SP200B  
1x-10x  
Switchable  
\$49

NEW free 16-page catalog lists active probes, differential probes, DMM leads and coax adapters

TEST PROBES, INC.



9178 Brown Deer Road • San Diego, CA 92121


Tel: 619-552-2090 • Fax: 619-535-1260

Toll Free: 1-800-368-5719

CIRCLE 123 ON FREE INFORMATION CARD

nix, AZ 85063; Phone: 800-441-2447 or 602-944-6561 outside the U.S.; Fax: 602-994-6430; free.

This 190-page book from Motorola discusses electronic devices for the distribution of clock signals. This edition has been expanded to include the latest information on Motorola's low-voltage PLL clock drivers, 5-volt PLL clock drivers, low-voltage/low-skew fanout buffers, and general-purpose clock-generation circuits.



CIRCLE 321 ON FREE INFORMATION CARD

Included in the book are data sheets and applications notes on system design, clock-distribution techniques, and design with high-speed PECL logic. Motorola says it offers the industry's broadest selection of clock-distribution circuits with timing solutions for all of its logic technologies.

**Voodoo Mac: Tips & Tricks with an Attitude;** by Kay Yarborough Nelson. Ventana Press, P. O. Box 2468, Chapel Hill, NC 27515; Phone: 919-942-0220; Fax: 919-942-1140; \$21.95.

This book takes a humorous, slightly irreverent approach to Macintosh computers. It sets out to demystify and enlighten Mac users at all experience levels so that they can have some fun while becoming more proficient and productive with their own Mac computers.

Ms. Nelson provides guidance on just about every subject of interest to



CIRCLE 322 ON FREE INFORMATION CARD

Mac users: startup, networking, customizing the keyboard, dialog boxes, and menus. You'll also find information on storing, erasing, and changing hard disks, printing and fonts, and increasing memory capacity. Diagnostic tips will help the Mac user avoid INIT/extension conflicts, use 32-bit addressing, recover lost files, understand error messages, and recover from a crash.

**The Alarm, Sensor & Security Circuit Cookbook;** by Thomas Petruzzellis. Tab Books Inc., Blue Ridge Summit, PA 17294-0850; Phone: 800-233-1128; \$17.95.

This cookbook is a reference source of information on alarms and security circuits for everyone from professionals to students and hobbyists. It contains circuit diagrams and building instructions for a wide range of projects relating to home, office, and automotive protection.



CIRCLE 323 ON FREE INFORMATION CARD

The projects include a multi-purpose, high-gain antenna, pressure sensors, vibration and heat sensors, smoke and toxic gas detectors, door and window alarms, motion and

impact sensors, and a complete remote audio/video security and surveillance system. The author has built and tested all of the circuits, and they have proven effective in practical alarms, sensors, and security systems.

**Electronic Parts & Components Catalog No. 32;** from MCM Electronics, 650 Congress Park Drive, Centerville, OH 45459-4072; Phone: 800-543-4330; free.



CIRCLE 324 ON FREE INFORMATION CARD

This latest edition of MCM's parts catalog contains 1000 new listings of electronic parts and components for a total of over 20,000. Among the product categories included are semiconductors, power supplies, home-security alarms, parts for TV sets, VCRs and telephones, connectors, tools, batteries, speakers, and test equipment.

**1994 World Satellite Yearly;** by Dr. Frank Baylin. Baylin Publications, 1905 Mariposa, Boulder, CO 80302; Phone: 303-449-4551; Fax: 303-939-8720; \$90 plus \$5 shipping and handling.

This book provides the kind of up-to-date information on satellite reception that fans need to determine satellite programming available at various receive sites. It also gives useful information on the equipment needed to receive that programming.

A technical section includes a detailed back-




CIRCLE 325 ON FREE INFORMATION CARD

ground on satellite broadcasting, the components for a home satellite system, and the methods for aiming a parabolic-dish receiving antenna. Also covered are broadcast methods and standards, complete tables of broadcast formats, compressed digital video and audio methods, and scrambling and encryption techniques.

The programming section lists polarity, frequency, and language for video programming available on broadcast satellites. A 400-page satellites section presents the characteristics and footprints of every operational broadcast satellite, and a vendor's section gives a complete directory of satellite programmers and manufacturers.

**Handbook of Power Signatures, Second Edition;** from Basic Measuring Instruments (BMI), 3250 Jay Street, Santa Clara, CA 95054; Phone: 408-970-3700; Fax: 408-970-3720; \$35.

This is a 290-page informative book on the identifying features, cause, symptoms, and solutions for the most common power disturbances. The



CIRCLE 326 ON FREE INFORMATION CARD




signatures were printed by the 4800 PowerScope, 8800 PowerScope, and 8010 PQNode power monitors.

This second edition includes updated and expanded information on simultaneous voltage and current monitoring, harmonics analysis, power quality surveying, safety practices, and report writing. It includes new tables, frequently-used equations, a glossary, and a recommended reading list.

**Master Frequency File; by James E. Tunnell and Robert Kelty. Tab Books Inc., Blue Ridge Summit, PA 17294-0850; 1-800-233-1128; \$29.95.**

If you're interested in listening to shortwave radio broadcasts or monitoring the communications within and between government agencies—law enforcement or military—this book is for you. A scanner's delight, it identifies the services, frequencies, call signs, and user IDs on the VHF and UHF (25 MHz to 2.11 GHz) radio bands.



CIRCLE 327 ON FREE INFORMATION CARD

The listing contains the information you'll need to tune in and listen to conversations between such government agencies as the FBI, DEA, Secret Service, IRS, the Border Patrol. You will also be able to listen in on the Marshal Service, the Bureau of Prisons and the National Park Service. However, the regular broadcasts from

NOAA will prove more helpful if you are planning trips by auto, airplane or boat.

Tunnell and Kelty's book contains a useful list of publications, organizations, institutions, and facilities that can provide you with further assistance in locating broadcast frequencies from sources of interest to you.

**McGraw-Hill Circuit Encyclopedia and Troubleshooting Guide, Volume 1; by John D. Lenk. McGraw-Hill Book Company, 11 West 19th Street, New York, NY 10011; Phone: 1-800-2-MCGRAW; \$59.50.**

Lenk's guide contains a collection of more than 7000 of the latest, most widely used integrated and discrete component circuits. The schematics are accompanied by a step-by-step troubleshooting guide for solving problems related to applying those electronic circuits.




CIRCLE 328 ON FREE INFORMATION CARD

The circuits in this book have been tested and are known to work. Nevertheless, the reader with a knowledge of circuitry will be able to change certain component values to tailor the circuits to his specific needs.


Lenk explains how the circuits work and where you will find them in existing electronic products and systems. Included in the book are circuits intended for ultrasonic, intermedi-

*Continued on page 68*



**CRYSTAL-CONTROLLED! 5 MINUTE ASSEMBLY! MONEYBACK GUARANTEE!** Attach 3 wires and hear every whisper up to 2 miles away on any programmable scanner or VHF surveillance receiver. Pre-tested surface mount module uses standard 9V battery for 100mW output! Includes battery box and crystal for 140MHZ. Custom frequencies available for Law Enforcement. Model VX-100 only \$79.95 + 2.00 S&H. VISA, MC, MO. COD add \$5.00. DECO INDUSTRIES, BOX 607, BEDFORD HILLS, NY 10507. 914-232-3878.

CIRCLE 127 ON FREE INFORMATION CARD



**6004 LOGIC SCOPE PROBE KIT** converts analog oscilloscope into 8-channel real-time logic analyzer, trigger-probe or MUX-mode tool for digital analysis of newest circuits and ICs. Memory switch saves 3 readings. Daisy-chain up to 3 units for 24 channel system. Board powered (5V). Kit includes MX9100 probe assembly, Micrograbber® lead, comb BNC and phone jack/plug interface cabling. **ITT POMONA ELECTRONICS, 1500 E. Ninth Street, Pomona, CA 91766-3835 (909) 469-2900, FAX (909) 629-3317.**

CIRCLE 101 ON FREE INFORMATION CARD

## CALL NOW AND RESERVE YOUR SPACE


- 6 x rate \$940.00 per each insertion.
- Fast reader service cycle.
- Short lead time for the placement of ads.
- We typeset and layout the ad at no additional charge.

Call 516-293-3000 to reserve space. Ask for Arline Fishman. Limited number of pages available. Mail materials to: mini-ADS, ELECTRONICS NOW, 500-B Bi-County Blvd., Farmingdale, NY 11735.


FAX: 516-293-3115

# Electronic Paperbacks at Special Prices


**BP325—A CONCISE USER'S GUIDE TO WINDOWS 3.1 . . . \$7.95.** Come to grips with Windows 3.1 in the shortest and most effective way. Learn how to manipulate Windows screens and DOS by Windows graphics interface. Master its word processor, Paintbrush and data base along with Notepad, Macro Recorder, PIF Editor, and Calculator.



**BP311—AN INTRODUCTION TO SCANNERS AND SCANNING . . . \$7.95.** Radio scanners have opened a realm of exciting radio listening. Understand radio wave propagation, types of transmissions, antennas, band assignments—the straight dope on what to hear and where to hear it! Comes complete with index, glossary of important terminology.



**BP287—A REFERENCE GUIDE TO PRACTICAL ELECTRONICS TERMS . . . \$8.95.** More than just a dictionary of practical electronics terms, the book goes a step further in getting down to fundamentals. A reference volume that can be read casually by a reader seeking knowledge.



**BP248—TEST EQUIPMENT CONSTRUCTION . . . \$5.95.** Details construction of simple, inexpensive, but extremely useful test equipment. AF Gen. Test Bench Ampl. Audio Millivoltmeter, Transistor Tester and six more.



**BP267—HOW TO USE OSCILLOSCOPES AND OTHER TEST EQUIPMENT . . . \$6.95.** Mastering the oscilloscope is not really too difficult. This book explains all the standard controls and functions. Other equipment is also described.



**BP265—MORE ADVANCED USES OF THE MULTI-METER . . . \$5.95.** Use these techniques to test and analyze the performance of a variety of components. Also see how to build add-ons to extend multi-meter capabilities.



**BP256—INTRO TO LOUDSPEAKERS AND ENCLOSURE DESIGN . . . \$5.95.** We explore the variety of enclosure and speaker designs in use today, so the reader can understand the principles involved.

**BP298—A CONCISE INTRODUCTION TO THE MACINTOSH SYSTEM AND FINDER. . . \$6.25.** If you have one of the popular Macintosh range of computers, this book is designed to help you get the most from it. Although the Mac's WIMP user interface is designed to be easy to use, much of it only becomes clear when it is explained in simple terms. All Macintosh computers are covered including the new "Classic" range.



**BP299—PRACTICAL ELECTRONIC FILTERS . . . \$6.95.** Presents a dozen filter-based practical projects with applications in and around the home or in the constructor's workshop. Complete construction details are included.



**BP249—MORE ADVANCED TEST EQUIPMENT CONSTRUCTION . . . \$6.95.** Eleven more test equipment construction projects. They include a digital voltmeter, capacitance meter, current tracer, etc.




**BP245—DIGITAL AUDIO PROJECTS . . . \$5.95.** Practical circuits to build and experiment with. Includes A/D converter, input amplifier, digital delay line, compander, echo effect and more.



**BP247—MORE ADVANCED MIDI PROJECTS . . . \$5.95.** Circuits included are a MIDI indicator, THRU box, merge unit, code generator, pedal, programmer, channelizer, and analyzer.



**BP257—INTRO TO AMATEUR RADIO . . . \$6.95.** Amateur Radio is a unique and fascinating hobby. This book gives the newcomer a comprehensive and easy to understand guide to the subject.



**BP309—PREAMPLIFIER AND FILTER CIRCUITS . . . \$6.95.** Provides circuits and background info for a range of pre-amplifiers, plus tone controls, filters, mixers and more. All are high-performance circuits that can be built at a reasonable cost.

**BP303—UNDERSTANDING PC SOFTWARE . . . \$6.95.** This book will help you understand the basics of various types of business software in common use. Types of software covered include word processors, spelling checkers, graphics programs, desktop publishing, databases, spreadsheets and utilities.



**BP251—COMPUTER HOBBYISTS HANDBOOK . . . \$8.95.** A wrap-up of everything the computer hobbyist needs to know in one easy to use volume. Provides a range of useful reference material in a single source.



**PCP115—ELECTRONIC PROJECTS FOR HOME SECURITY . . . \$10.00.** 25 projects ranging from a single-door protection circuit that can be completed in an hour or two, to a sophisticated multi-channel security system. Each project is described in detail with circuit diagrams, explanations of how it works, instructions for building and testing, and how to adapt circuits to meet special requirements.



**BP190—ADVANCED ELECTRONIC SECURITY PROJECTS . . . \$5.95.** Includes a passive infra-red detector, a fiber-optic loop alarm, computer-based alarms and an unusual form of ultrasonic intruder detector.

**BP235—POWER SELECTOR GUIDE . . . \$10.00** Complete guide to semiconductor power devices. More than 1000 power handling devices are included. They are tabulated in alpha-numeric sequence, by technical specs Includes power diodes, Thyristors, Triacs, Power Transistors and FET's.

**BP234—TRANSISTOR SELECTOR GUIDE . . . \$10.00.** Companion volume to BP235. Book covers more than 1400 JEDEC, JIS, and brand-specific devices. Also contains listing by case type, and electronic parameters. Includes Darlingtons transistors, high-voltage devices, high-current devices, high power devices.

**BP117—PRACTICAL ELECTRONIC BUILDING BLOCKS—Book 1 . . . \$5.75.** Oscillators, Timers, Noise Generators, Rectifiers, Comparators, Triggers and more.

**BP195—INTRODUCTION TO SATELLITE TV . . . \$9.95.** A definitive introduction to the subject written for the professional engineer, electronics enthusiast, or others who want to know more before they buy. 8 x 10 in.

**BP179—ELECTRONIC CIRCUITS FOR THE COMPUTER CONTROL OF ROBOTS . . . \$7.50.** Data and circuits for interfacing the computer to the robot's motors and sensors.

**BP239—GETTING THE MOST FROM YOUR MULTIMETER . . . \$5.95.** Covers basics of analog and digital meters. Methods of component testing includes transistors, thyristors, resistors, capacitors and other active and passive devices.

**BP97—IC PROJECTS FOR BEGINNERS . . . \$5.50.** Power supplies, radio and audio circuits, oscillators, timers, switches, and more. If you can use a soldering iron you can build these devices.

**RADIO—100 RADIO HOOKUPS . . . \$3.00.** Reprint of 1924 booklet presents radio circuits of the era including regenerative, neutrodyne, reflex & more.

**BP42—SIMPLE LED CIRCUITS . . . \$5.50.** A large selection of simple applications for this simple electronic component.

**BP122—AUDIO AMPLIFIER CONSTRUCTION . . . \$5.75.** Construction details for preamps and power amplifiers up through a 100-watt DC-coupled FET amplifier.

**BP92—CRYSTAL SET CONSTRUCTION . . . \$5.50.** Everything you need to know about building crystal radio receivers.

**BP255—INTERNATIONAL RADIO STATIONS GUIDE . . . \$7.95.** Provides the casual listener, amateur radio DXer and the professional radio monitor with an essential reference work designed to guide him or her around the more than ever complex radio bands.

## CHECK OFF THE BOOKS YOU WANT

**ELECTRONIC TECHNOLOGY TODAY INC.**  
P.O. Box 240, Massapequa Park, NY 11762-0240

**SHIPPING CHARGES IN USA AND CANADA**

**SORRY No orders accepted outside of USA & Canada**

Number of books ordered

Name \_\_\_\_\_  
Address \_\_\_\_\_  
City \_\_\_\_\_ State \_\_\_\_\_ Zip \_\_\_\_\_

\$0.01 to \$5.00 . . . . \$1.50  
\$5.01 to \$10.00 . . . . \$2.50  
\$10.01 to 20.00 . . . . \$3.50  
\$20.01 to 30.00 . . . . \$4.50  
\$30.01 to 40.00 . . . . \$5.50  
\$40.01 to 50.00 . . . . \$6.50  
\$50.01 and above . . . \$8.00

Total price of merchandise . . . \$ \_\_\_\_\_  
Shipping (see chart at left) . . . \$ \_\_\_\_\_  
Subtotal . . . . \$ \_\_\_\_\_  
Sales Tax (NY State only) . . . \$ \_\_\_\_\_  
Total Enclosed . . . . \$ \_\_\_\_\_

**All payments must be in U.S. funds**



# Programmable Logic Devices

*Make designing logic circuits easy with programmable logic.*

ROBERT G. BROWN

A PROGRAMMABLE LOGIC DEVICE, or PLD, is an unstructured array of AND and OR logic gates that can be organized to perform dedicated functions by selectively opening or otherwise altering the interconnections between the gates. In some PLDs, this is done by "burning out" fusible links, and in others it is done by reducing the conductivity of their interconnections by selectively applying overvoltage. PLDs can be considered as semi-custom logic devices because they stand between standard logic gates that cannot be altered and full custom-designed circuits. They are an extension of the technology first developed for field-programmable read-only memory (PROM).

The term PLD is a generic term that can be used by anybody, but terms such as PAL, FPLA, and GAL are better known. Those terms are proprietary designations that were given to the products by the manufacturer that developed them. For example, the programmable logic array (PAL) was developed by Monolithic Memories Inc., now a part of Advanced Micro Devices (AMD) and the field-programmable logic array (FPLA) or programmable array (PLA) was developed by Signetics, which is now part of Philips N.V.

The first PLDs were introduced as replacements for simple standard ICs with 4 to 100 gates. Today low-cost medium scale PLDs can replace four or more logic ICs.

The introduction of PLDs was a great boon to the field of digital hardware design. The second-generation PLD, the GAL (which stands for Generic Array Logic, a trademark of Lattice Semiconductor), is particularly



suitable for the small-scale hardware designer. GALs offer the following benefits to the hardware designer:

- Flexibility—GALs are very flexible devices; they can implement both combinatorial logic functions (AND, OR, NAND, etc.) and registered logic functions (counters, shift registers, etc.) on the same chip.
- PAL replacement—The GAL16V8 and GAL20V8 each can directly replace over 20 of

the common PAL types. This means you need to stock only two types of GALs to handle all your PLD needs.

- Space savings—Each GAL typically replaces between two and four standard TTL chips, saving a large amount of board space.
- Speed—GALs are fast devices with propagation delay down as low as 7 nanoseconds. Typical GALs have a propagation delay of only 15 nanoseconds—faster

than standard 7400 or 74LS series logic.

- Reprogrammability—Not only are GALs programmable, giving the ability to correct design errors and make board layout easier, they can be reprogrammed up to 100 times. Erasing and programming takes only a few seconds.
- Cost—In addition to the savings in PC board real estate, standard speed GAL16V8s and GAL20V8s (25 and 15 ns) cost only a few dollars apiece, even in small quantities.

There are several varieties of GALs, but this article is limited to the GAL16V8 and GAL20V8. They are easy to design with and are the least expensive and most readily available GAL devices. Rather than get bogged down with the internal details of the devices, the article describes what's needed to use these PLDs in your designs and then looks at a practical design example.

### Device architecture

The GAL16V8 is commonly packaged in a standard 20-pin DIP, and the GAL20V8 is commonly packaged in a 24-pin skinny DIP (0.3 inches wide—half the width of a standard 24 pin DIP). The pinout for both devices is shown in Fig. 1. For the GAL16V8, pin 10 is the

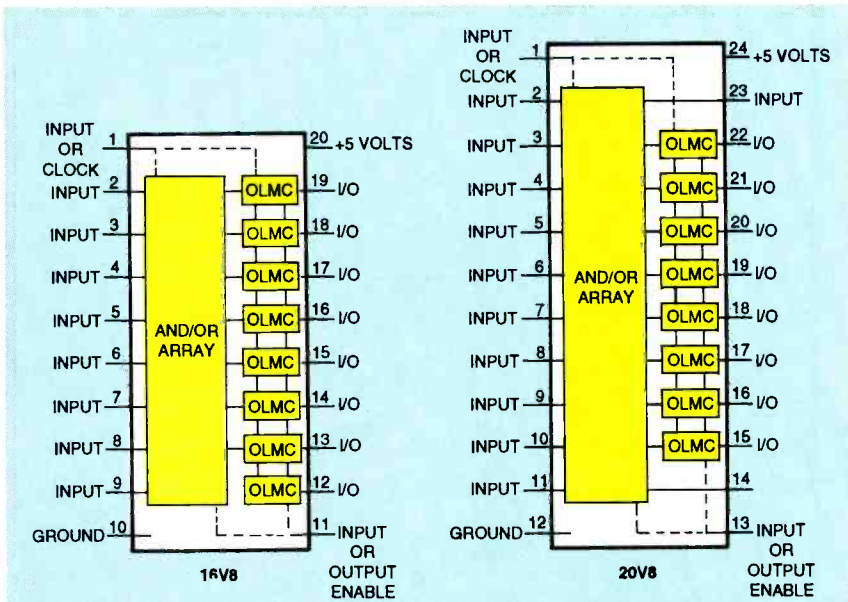


FIG. 1—THE GAL16V8 is commonly packaged in a standard 20-pin DIP, and the GAL20V8 is commonly packaged in a 24-pin skinny DIP.

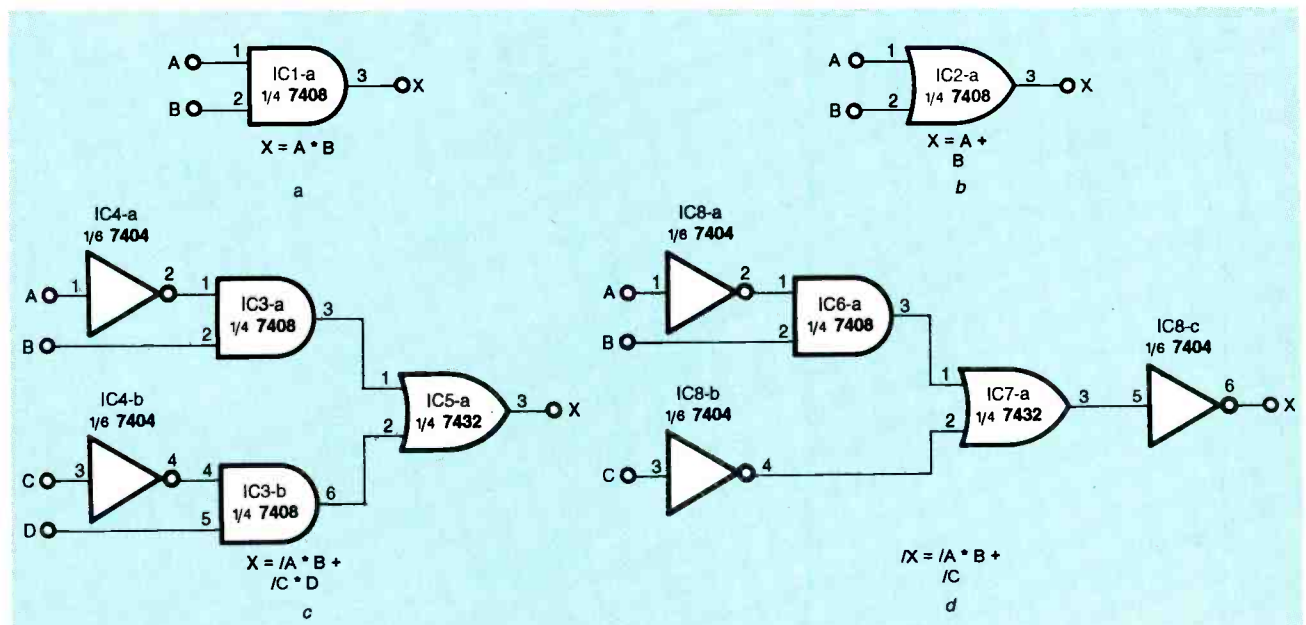


FIG. 2—THE EQUATION represented by an AND gate is shown in a, a 2-input OR gate is shown in b, and a more complicated array of logic is represented in c. Inversion can also occur on the output as shown in d.



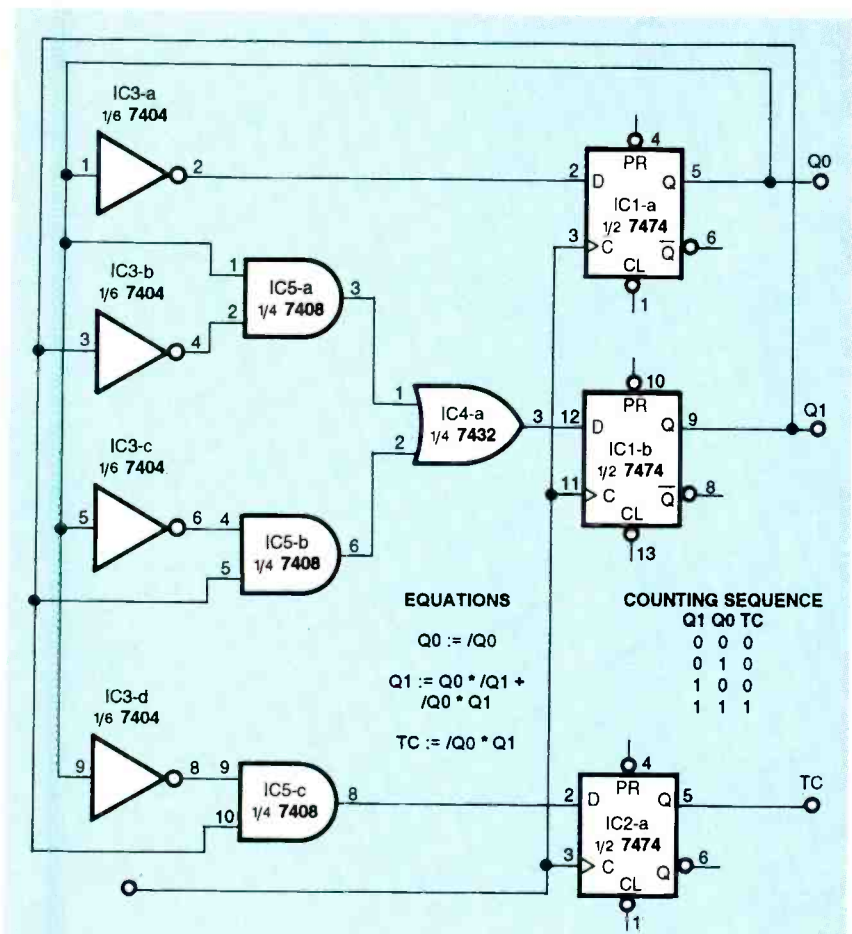


FIG. 3—TWO OR MORE OUTPUTS can be combined to form counters and shift registers; here is a 2-bit counter with a terminal count.

ground and pin 20 is  $V_{CC}$ . Pins 12–19 are each connected to Output Logic Macro Cells (OLMC). The OLMC allows these pins to act as inputs, combinatorial outputs, registered outputs, and input/output pins. Pins 2–9 are general-purpose input pins. If any of the OLMC are configured as registered outputs, then pin 1 is a CLOCK input and pin 11 is the OUTPUT ENABLE for the registered outputs. If none of the OLMC are registered, then pins 1 and 11 are general-purpose inputs. Internal to the chip is an array of AND/OR gates that's configured with each OLMC when the chip is programmed. The 20V8 has a similar design; the main difference between it and the 16V8 is that the 20V8 has four additional input pins.

### Design tools

In addition to your PC, you will need only three tools to do design work with PLDs: a text

editor, a logic compiler, and a device programmer. The construction of a suitable PC-based GAL programmer is covered elsewhere in this issue. A logic compiler is a program that translates a high-level design file in which the relationship between inputs and outputs is expressed in the form of equations to a low-level device-specific file for the programmer. The low-level file used by the programmer is called a JEDEC file, and is sometimes referred to as a "fuse map." (Earlier PLDs were programmed by literally blowing fuses inside the device, leaving only the desired connections. Of course they could not be reprogrammed; you simply threw away your mistakes.)

A logic compiler called Opal Jr. is available free from National Semiconductor. It's a no-frills version of its Opal logic compiler. It supports the 16V8 and 20V8 as well as other PLDs that National produces. The high-

level design file for Opal Jr. is called an equation file and uses the extension .EQN. The output JEDEC file uses the extension .JED. Since Opal Jr. is available to everyone, it is used in the examples presented here. The concepts, however, are universal, and not specific to Opal Jr. The equation file is a standard ASCII text file and can be produced using any text editor.

### Designing with equations

If you normally design with standard TTL devices, shifting to a design process using GALs might take a slight adjustment. However, the underlying concepts are the same. In the equations, a plus sign (+) is used to represent the OR function, a multiplication sign ( $\times$ ) to represent the AND function, and a bar

```

;CLOCK.EQN
; Low cost LOGIC ANALYZER clock selection GAL
;
CHIP clock 16V8

clk nc ext self s2 s1 s0 dir wr gnd
/oe sysclk1 wrdat sysclk0 q4 q3 q2 q1 q0 vcc

EQUATIONS

q0 := /q0

q1 := q0 * /q1 +
/q0 * q1

q2 := q0 * q1 * /q2 +
q2 * /q0 +
q2 * /q1

q3 := q0 * q1 * q2 * /q3 +
q3 * /q0 +
q3 * /q1 +
q3 * /q2

q4 := q0 * q1 * q2 * q3 * /q4 +
q4 * /q0 +
q4 * /q1 +
q4 * /q2 +
q4 * /q3

sysclk0 = /s0 * /s1 * /s2 * self +
s0 * /s1 * /s2 * ext +
s0 * s1 * /s2 * q4 +
/s0 * /s1 * s2 * q3 +
s0 * /s1 * s2 * q2 +
/s0 * s1 * s2 * q1 +
s0 * s1 * s2 * q0

sysclk1 = /s0 * /s1 * /s2 * self +
s0 * /s1 * /s2 * ext +
s0 * s1 * /s2 * q4 +
/s0 * /s1 * s2 * q3 +
s0 * /s1 * s2 * q2 +
/s0 * s1 * s2 * q1 +
s0 * s1 * s2 * q0

wrdat = wr +
dir

```

FIG. 4—EQUATION FILE CLOCK.EQN. The lines that start with a ";" are comment lines; they are ignored by the compiler but are used for documentation.

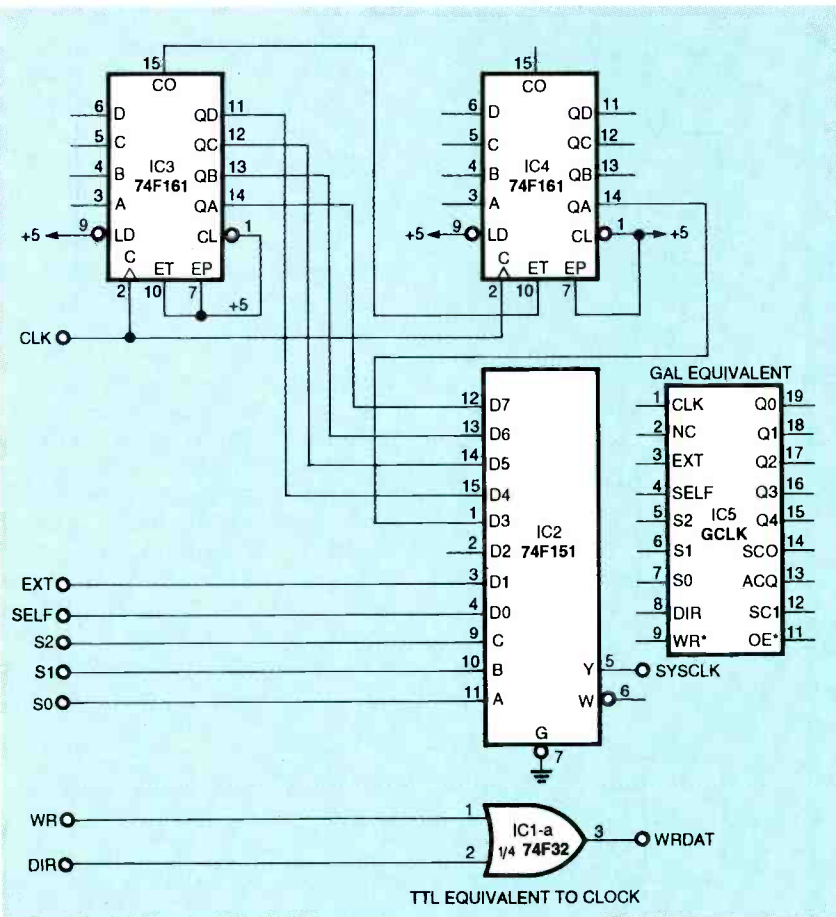


FIG. 5—EQUIVALENT CIRCUIT TO THE GAL. Notice the savings in device count.

over a character is for inversion ( $\overline{\text{NOT}}$ ). Figure 2-a shows the equation and symbol for an AND gate. Each group of signals ANDed together is referred to as a product term. Figure 2-b shows the equation and symbol for a 2-input OR gate. In Fig. 2-c, a more

complicated logic array is represented. The equations are written in a sum of products format. It is a useful convention to list each product term on a separate line. The inversion can also occur on the output as shown is in Fig. 2-d. In the 16V8 and 20V8, up to eight outputs can be defined in this way (each of the eight OLMC). The inputs for the equations can come from any of the input or output pins, either normal or inverted. A maximum of seven or eight product terms is allowed for each OLMC, depending on the exact configuration of the OLMC.

So far, all the examples have involved combinatorial logic. GALs can also handle sequential logic such as is performed by shift registers and counters. To do this, the OLMC is configured as a register (a D-type flip-flop). If any of the OLMC are configured as registered, then pin 1 is the clock input to the register.

For example, an "=" sign shows a combinatorial output

in an equation, a ":" shows a registered equation output. For example:

$$Q := D$$

The ":" indicates that the Q output is registered. This means that Q will take on the value of D following the rising edge of the clock pulse on pin 1. Two or more outputs can be combined to form counters and shift registers, as shown in Fig. 3. In this case it shows a 2-bit counter with a terminal count. Outputs Q0 and Q1 will count from 0 to 3 continuously, and the terminal count indication will be active when the count is at its maximum value of 3.

The registered outputs have a common OUTPUT ENABLE at pin 11 on a 16V8 and pin 13 on a 20V8. When OUTPUT ENABLE is low, the registered outputs are all enabled. If output enable goes high, all the registered outputs will be disabled. Even when the outputs are disabled, the register outputs are still available internally as feedbacks, so the counter will continue to work even if the outputs were disabled. Combinatorial outputs can each have an output enable defined. This is limited to a single product term. For example:

$$X.OE = B \times C$$

That would indicate that output X should be enabled when B and C are high.

### Design example

To illustrate the use of GALs in a practical design, the main board from a high-speed, low-cost 16-channel logic analyzer will serve as an example. The logic analyzer main board has a total of 17 ICs: of those, 2 are static RAMs, 4 are octal latches, 4 are octal buffers, and the remaining 7 are programmed GAL16V8s. All standard logic was performed by the 7 GALs. They replace about 20 high-speed TTL ICs and make the logic analyzer buildable.

Central to the logic analyzer is the clock-selection GAL, which allows the analyzer clock to be selected from five different internal clocks, an external clock, or a software-controlled clock. The Opal Jr. equation file,

### RESOURCES

**Lattice Semiconductor Corporation**  
P.O. Box 2500  
Portland, Oregon 97208  
(503) 681-0118  
(800) FAST GAL

**National Semiconductor Corp.**  
2900 Semiconductor Drive  
P.O. Box 58090  
Santa Clara, CA 95052-8090  
(408) 721-5000

**SGS-Thomson Microelectronics**  
1000 East Bell Road  
Phoenix, AZ 85022-2699  
1 (602) 867-6340

**Robert G. Brown**  
30 Wicks Road  
E. Northport N.Y. 11731  
GENIE R.BROWN67  
CompuServe 72477,2616



**Be a computer service technician...**

# 5 sure steps to a successful future

## 1. Choose a complete training program for a secure tomorrow

Jobs for computer service technicians will almost double in the next 10 years according to the latest Department of Labor projections. For you, that means unlimited opportunities for advancement, a new career, or even a



computer service business of your own. But to succeed in computer service today, you need training — complete, practical training that gives you the confidence to service any brand of computer. You need NRI training.

Only NRI — the leader in career-building, at-home electronics training for 80 years — gives you useful knowledge, hands-on skill, and real-world experience with a powerful 486sx computer you keep. NRI is all you need to succeed in this growing, profitable field.

Good pay, too! 2004

computer service business of your own. But to succeed in computer service today, you need training — complete, practical training that gives you the confidence to service any brand of computer. You need NRI training.

## 2. Move beyond "book learning" to try things for yourself

NRI knows that you learn better by doing. That's why we developed the highly effective NRI Discovery Learning Method. You first read about the subject, studying diagrams, schematics, and photos that make the subject even clearer. Then you reinforce each important concept with exciting hands-on projects and experiments. You build, examine, remove, test, repair, replace. So you discover for yourself the feel of the real thing and enjoy a confidence gained only through experience.



## 3. Get inside a 486sx computer

If you really want to get ahead in computer service, you have to get inside a state-of-the-art computer system. That's why NRI now includes a high-speed 486sx mini-tower computer as the centerpiece of your hands-on training.

**NEW!**  
Color monitor,  
CD-ROM drive,  
and 200 meg  
hard drive!



As you build this system from the keyboard up, you actually see for yourself how each section of your computer works, especially the powerful, reliable 80486sx Intel CPU. You assemble and test your computer's keyboard, power supply, and 3.5 inch floppy disk drive with your professional multimeter and digital logic probe. But that's not all.



You go on to install a 200 meg hard disk drive, Super VGA color monitor, and CD-ROM drive with sound card — today's most wanted computer peripherals. Now not only will you dramatically increase your computer's storage capacity, but you'll also get first-hand experience with today's exciting new multimedia components.

What's more, you train with and keep professional software including MS-DOS 6.2, QBasic, and Microsoft Works. And, using state-of-the-art diagnostic tools from Ultra-X, you learn to quickly identify and service virtually any computer problem on IBM-compatible machines.

## 4. Make sure you've always got someone to turn to for help

Throughout your NRI training, you've got the full support of your personal NRI instructor and the entire NRI technical staff. Always ready to answer your questions and help you if you should hit a snag, your instructors will make you feel as if you're in a classroom of one, giving you as much time and personal attention as you need.



## 5. Take a step in the right direction by sending for your FREE catalog today!

Discover for yourself how easy it is to succeed in computer servicing — with the right training. Return the coupon to get a big, full-color catalog describing NRI's incomparable computer training in microcomputer servicing and other high-tech career fields.

If the coupon is missing, write to: NRI Schools, McGraw-Hill Continuing Education Center, 4401 Connecticut Avenue, NW, Washington, DC 20008.



**NRI Schools**



For career courses approved under GI Bill  
 check for details.

McGraw-Hill Continuing Education Center  
4401 Connecticut Avenue, NW, Washington, DC 20008

- CHECK ONE CATALOG ONLY
- Microcomputer Servicing
- TV/Video/Audio Servicing
- Telecommunications
- Industrial Electronics/Robotics
- Basic Electronics
- Computer Programming
- PC Applications Specialist
- Multimedia Specialist
- Programming in C++ with Windows
- Bookkeeping & Accounting

Name \_\_\_\_\_ Age \_\_\_\_\_

Address \_\_\_\_\_

City/State/Zip \_\_\_\_\_

Accredited Member, National Home Study Council

3-0594

May 1994, Electronics Now

37






ROBERT G. BROWN

THERE ARE MANY GOOD REASONS why you would want to include programmable logic devices (PLDs) in your designs. Programmable logic devices save PC board space, reduce cost, and add design flexibility when compared to standard TTL logic devices. The main reason for avoiding design with programmable logic until now has been the high cost of PLD (programmable logic device) programmers. But now you can build a programmer from a kit for only \$150.00—far below the price of commercial programmers.

This programmer can program the GAL16V8A, GAL16V8B, GAL20V8A, and GAL20V8B PLDs from Lattice Semiconductor Corp., SGS-Thomson Microelectronics, and National Semiconductor. The ability to program only 16V8 and 20V8 devices might seem to be restrictive, but it really is not. The GAL is a second-generation PLD, and it is more flexible than the first generation PAL. Table 1 shows which PALs can be directly replaced with the 16V8 and 20V8 devices.

In addition to being able to replace those PAL devices, GALs can perform logic functions that cannot be performed by any of the standard PALs. GALs

# BUILD THIS PLD PROGRAMMER



**Build a programmable logic device (PLD) programmer at a very affordable price.**

can also be reprogrammed in seconds, while PALs are one-time only (OTO) programmable, so GALs are ideal for use by the experimenter.

### Theory of operation

The programmer is composed of two separate modules: an interface board that plugs into a slot in your personal computer and a main programmer module that is external to the PC. The modules are connected by a ribbon cable terminated by a 50-pin connector.

The interface board is a standard two-device parallel interface (see Fig. 1). The 8255 programmable peripheral interface (IC6) has three 8-bit parallel ports that can be organized by software as a flexible interface. In the normal operation of the programmer, Ports A and B are configured as outputs, and Port C is configured with bits

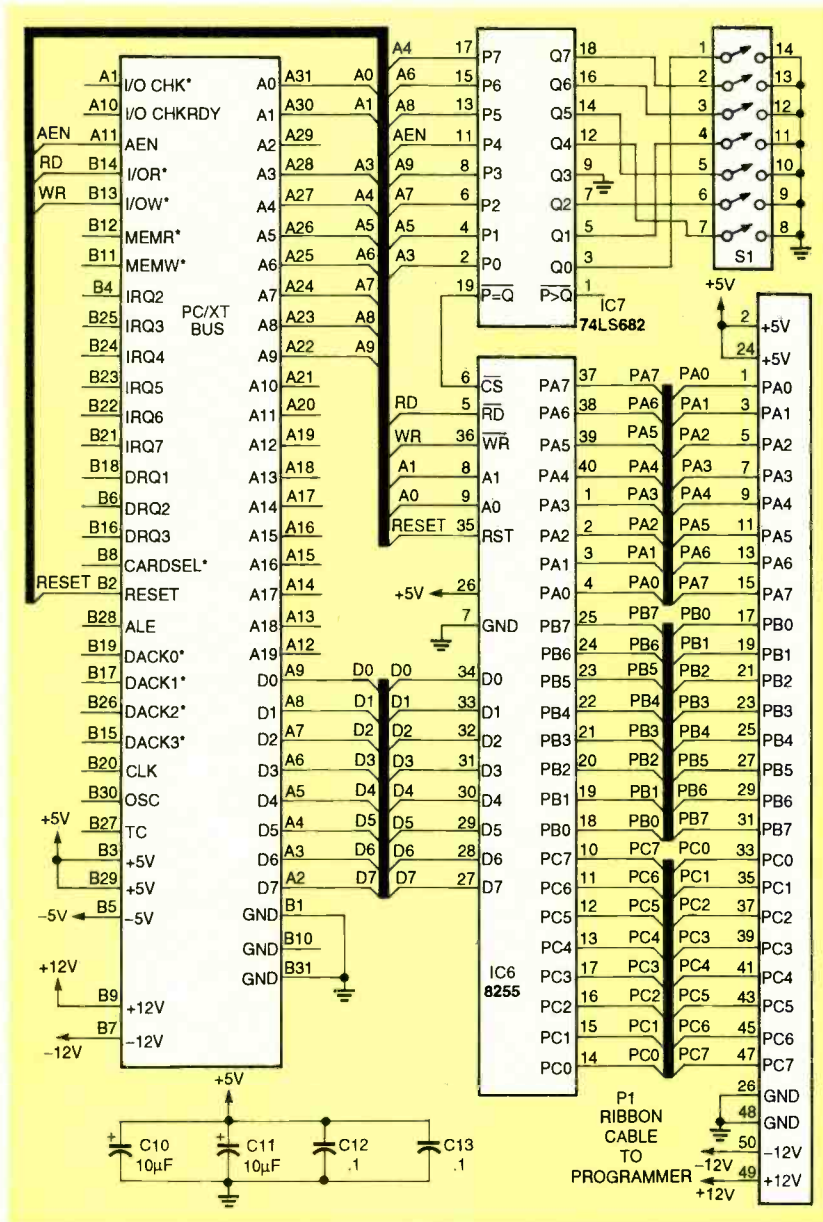
0–3 as outputs and bits 4–7 as inputs.

The second chip is a 74LS682 8-bit totem-pole comparator (IC7) that decodes addresses for the 8255. The 74LS682 pulls pin 19 low when its  $\bar{P}$  inputs equal its  $\bar{Q}$  inputs. The eight  $\bar{Q}$  inputs have internal 10K pull-up resistors so they remain high unless forced low. The 8255 address is selected by DIP switch S1; each switch pulls the corresponding  $\bar{Q}$  input low. When the address on the PC bus (the  $\bar{P}$  inputs) matches the address selected by S1 (the  $\bar{Q}$  inputs), a CHIP SELECT is generated for the 8255. If it is an I/O cycle, then either  $\bar{IOR}$  or  $\bar{IOW}$  will also be asserted, and data will be read from or written to the 8255 register selected by  $A_0$  and  $A_1$ . The 8255 base address is specified for the software in the configuration file.

Fifty-pin connector P1 is the

TABLE 1—GAL COMPATIBILITY

16V8	20V8
16R6	20R6
16R4	20R4
6RP8	20RP8
6RP6	20RP6
6RP4	20RP4
16L8	20L8
16H8	20H8
16P8	20P8
10L8	14L8
16L6	16L6
14L4	18L4
16L2	20L2
10H8	14H8
16H6	16H6
14H4	18H4
16H2	20H2
10P8	14P8
12P6	16P6
14P4	18P4
16P2	20P2



**FIG. 1—THE INTERFACE BOARD** is a standard two-device parallel interface. The 8255 programmable peripheral interface has three 8-bit parallel ports that can be configured by software.

bridge to the main programmer board. Each of the three 8-bit ports from the 8255 are connected to P1. Of the remaining 26 lines, 12 are connected to PC ground, 12 to the PC +5-volt supply, 1 to the PC +12 volt supply, and 1 to the -12-volt supply.

The main programmer board is shown in Fig. 2. Its single 24-pin zero insertion force (ZIF) test socket, SO1, accepts both the 24-pin 20V8 and the 20-pin 16V8. The 16V8 is inserted in the ZIF socket so that pins 1, 2, 23, and 24 of the socket are not used. Note that the programmer

circuitry uses one 16V8 GAL (IC3) in its design. It is set up to perform specific functions for the programmer. The equation file for IC3 is shown in Listing 1.

During programming, the GAL pins take on special functions. The programming pinout of the both the 16V8 (in the 24-pin ZIF socket) and 20V8 are shown in Fig. 3. To prepare the GALs for their programming mode, a voltage above the normal operational range of the device must be applied to pin 2. The programming voltage must be switchable between 0.0,

12.0, 14.5, and 16.5 volts. The remaining signals are standard TTL (0 to 5-volt) levels that are controlled from the interface.

The programming voltage is generated by IC2 in combination with C1, C2, D1, and D2 to form a voltage-doubler circuit that takes 12 volts from the interface and converts it to about 22.6 volts ( $12 \times 2$  minus the two diode drops). The 22.6-volt output from IC2 is fed into adjustable voltage regulator IC1, whose output voltage is controlled by the resistance between pin 1 and ground. Transistors Q1 and Q2 permit that resistance to be controlled, thereby selecting different voltages at the regulator output. When signals VSELO and VSEL1 are low, Q1 and Q2 are shut off, and the resistance to ground is simply the series resistance of R9 and R8. The output of IC1 is set by R8 to 16.5 volts.

When VSELO is high and VSEL1

#### LISTING 1—IC3 EQUATIONS

CHIP pld1 16V8

nc ps14 ps15 pa5 pa4 pa3 pa2 pa1 pa0 gnd  
nc vsel0 vsel1 led vcc24 vcc22 data do14 do15 vcc

EQUATIONS

vsel0 = pa0

vsel1 = pa1

vcc22 = pa2

vcc24 = pa3

do14 = pa4

do15 = pa5

data = pa4 \* ps14 +  
/pa4 \* ps15

led = pa2 \* pa3

#### INTERFACE BOARD PARTS LIST

- IC6—8255A-5 programmable peripheral interface (Intel or equivalent)
- IC7—74LS682 8-bit comparator (Motorola or equivalent)
- S1—14-pin DIP switch
- P1—50-pin right-angle IDC male header
- C1, C2—10  $\mu$ F, 6 volts, tantalum electrolytic
- C3, C4—0.1  $\mu$ F, ceramic
- Interface cable—50-conductor ribbon cable terminated with IDC sockets at both ends
- PC board, solder



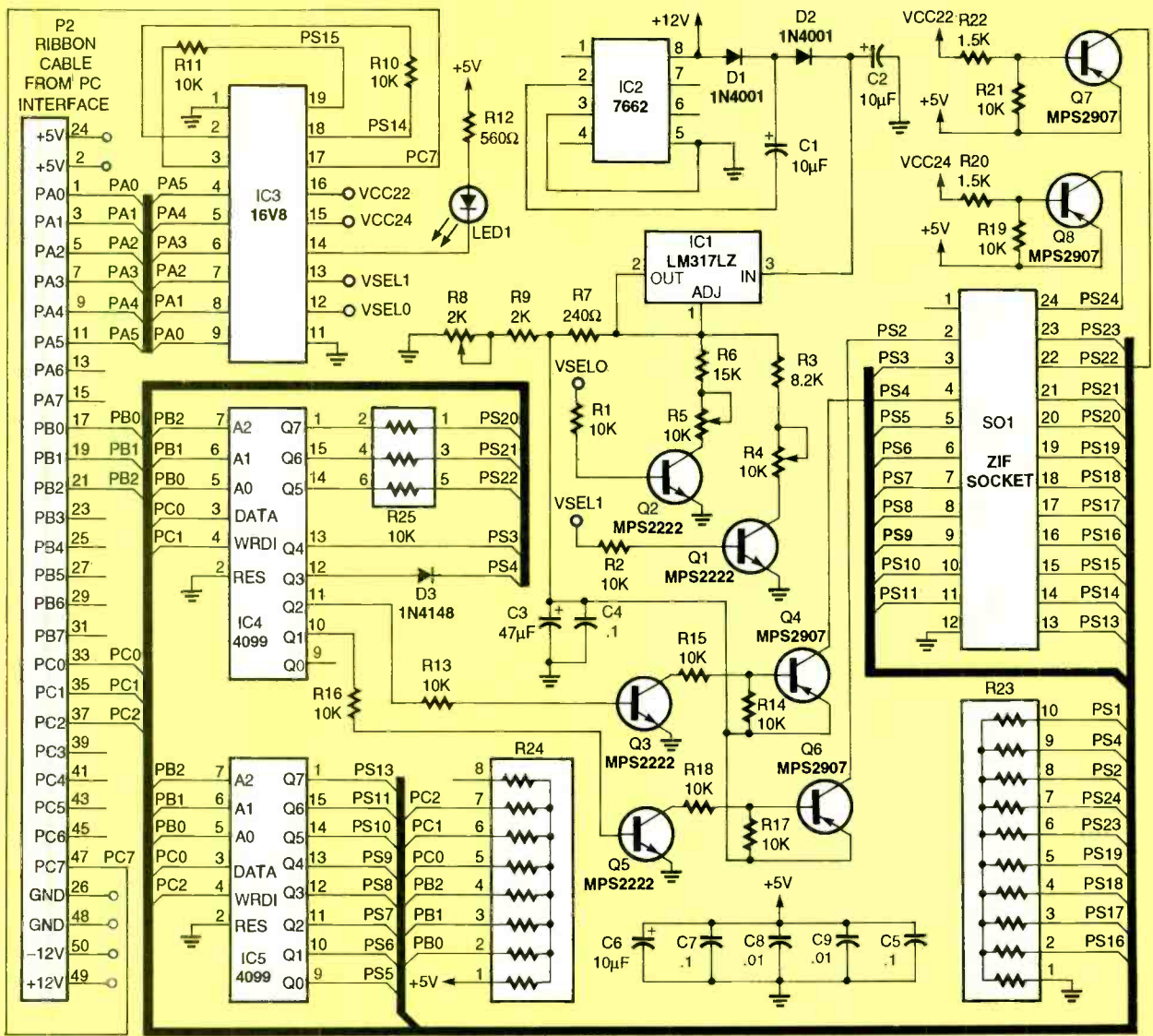


FIG. 2—THE MAIN PROGRAMMER BOARD has a single 24-pin ZIF socket to accommodate both the 24-pin 20V8 and the 20-pin 16V8 PLDs.

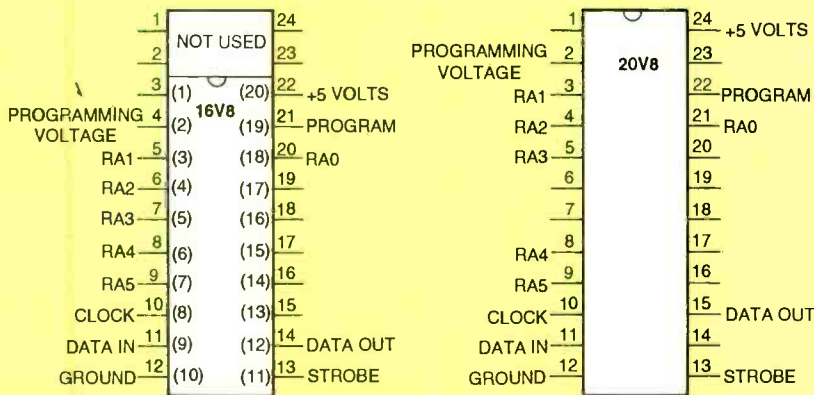


FIG. 3—THE PROGRAMMING PINOUT for both the 16V8 and 20V8 PLDs.

is low, Q2 is turned on, and the resistance to ground is reduced by placing R5 and R6 in parallel

with R8 and R9; R5 is adjusted to give an output of 14.5 volts. When both vSELO and vSEL1 are

high, Q2 and Q1 are turned on. That places R3 and R4 in parallel with R5, R6, R8, and R9, which again decreases the resistance, again lowering the output voltage. The output voltage is adjusted by R4 to 12.0 volts. In this way, the programming voltage can be selected from two control signals originating at the interface.

Programming voltage must be applied to either pin 2 or pin 4 of the ZIF socket. Transistor pairs Q3 and Q4 form a switch that controls the application of the programming voltage to pin 2 of the ZIF socket. When the signal to the base of Q3 is high, Q3 turns on, pulling the base of Q4 low. That response turns Q4 on and applies the programming voltage to pin 2 of the ZIF

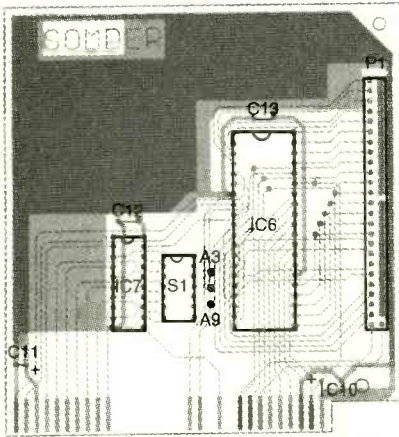


FIG. 4—INTERFACE BOARD parts-placement diagram.

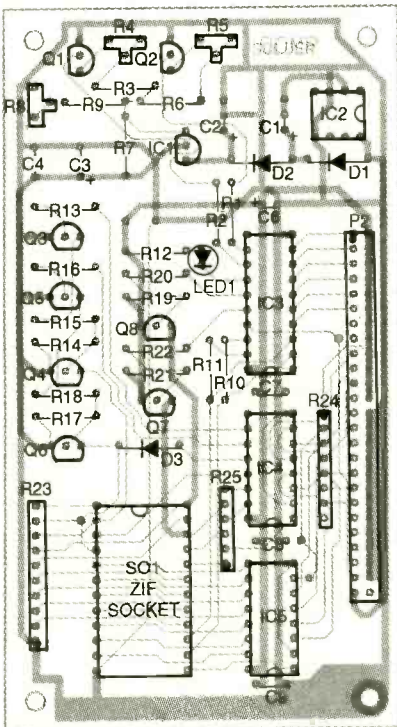


FIG. 5—PROGRAMMER BOARD parts-placement diagram. Make sure the LED lens is positioned high enough off the board to project through the case.

socket. When the signal into the base of Q3 is low, Q3 turns off. That turns Q4 off and removes the programming voltage from pin 2. In the same way, Q5 and Q6 control the programming voltage for pin 4 of the ZIF test socket.

The +5-volt power to the chip being programmed in the ZIF socket is switched by signals vcc22 and vcc24 from IC3. When either vcc22 or vcc24 are low, the respective transistor (Q7 or Q8) is turned on and the 5-volt power from the interface

### PROGRAMMER BOARD PARTS LIST

All resistors are ¼-watt, 5%, unless otherwise noted.

- R1, R2, R10, R11, R13–R19, R21—10,000 ohms, ½-watt
- R3—8200 ohms
- R4, R5—10,000 ohms, vertical-mount trimmer
- R6—15,000 ohms
- R7—240 ohms
- R8—2000 ohms, vertical-mount trimmer
- R9—2000 ohms
- R12—560 ohms
- R20, R22—1500 ohms, ½-watt
- R23—10,000 ohms × 9, 10-pin SIP, pin-1 common
- R24—10,000 ohms × 7, 8-pin SIP, pin-1 common
- R25—10,000 ohms × 3, 6-pin SIP, isolated resistors

#### Capacitors

- C1, C2—10 µF, 25 volts, electrolytic
- C3—47 µF, 25 volts, electrolytic
- C4, C5, C7—0.1 µF, ceramic
- C6—10 µF, 6 volts, tantalum electrolytic
- C8, C9—0.01 µF, ceramic

#### Capacitors

- IC1—LM317LZ voltage regulator
- IC2—ICL7662 voltage converter
- IC3—programmed 16V8
- IC4, IC5—4099 addressable 8-bit latch
- D1, D2—1N4001 diode
- D3—1N4148 or 1N914 diode
- Q1–Q3, Q5—PN2222 NPN transistor
- Q4, Q6–Q8—PN2907 PNP transistor
- LED1—red light-emitting diode

#### Other components

- P2—50-pin right-angle IDC male header
- SO1—24 pin ZIF socket
- Miscellaneous: PC board, project case, solder

Note: The following items are available from R.G. Brown, 30 Wicks Road, E. Northport, NY 11731:

- Interface PC board only—\$40.00
  - Complete interface kit (includes PCB and all parts)—\$75.00
  - Programmer PC board and programmed GAL (IC3)—\$40.00
  - Complete programmer board kit (includes PC board and all parts)—\$85.00
  - PLD programmer kit (complete kit for both boards)—\$150.00
  - Floppy disk containing all software—\$10.00
- Include \$5.00 for shipping and handling. Check or money order only. Allow 2–4 weeks for delivery.

is connected to the ZIF socket. When either vcc22 or vcc24 are high, the logic in IC3 pulls pin 14 low so that it turns on LED1, indicating that the programmer is active.

As mentioned before, the equation file for IC3 is shown in Listing 1. Outputs VSELO, VSEL1,

VCC22, VCC24, DO14 and DO15 of IC3 are buffered versions of signals received directly from the interface cable. Buffering is necessary to ensure signal integrity. The LED output (pin 14) is the or'ed combination of VCC22 (PA2) and VCC24 (PA3). That combination turns LED1 on when power is applied to either pin 22 or pin 24 of the ZIF test socket.

The logic for the data output is slightly more complex. When PA4 is high, the state of the output data is the same as PS14 (pin 14 of the ZIF socket). When PA4 is low, the state of data is the same as PS15 (pin 15 of the ZIF socket). That forms a simple switch for selecting the data in-




FIG. 6—COMPLETED INTERFACE BOARD. This fits in an empty IBM PC/XT expansion slot.



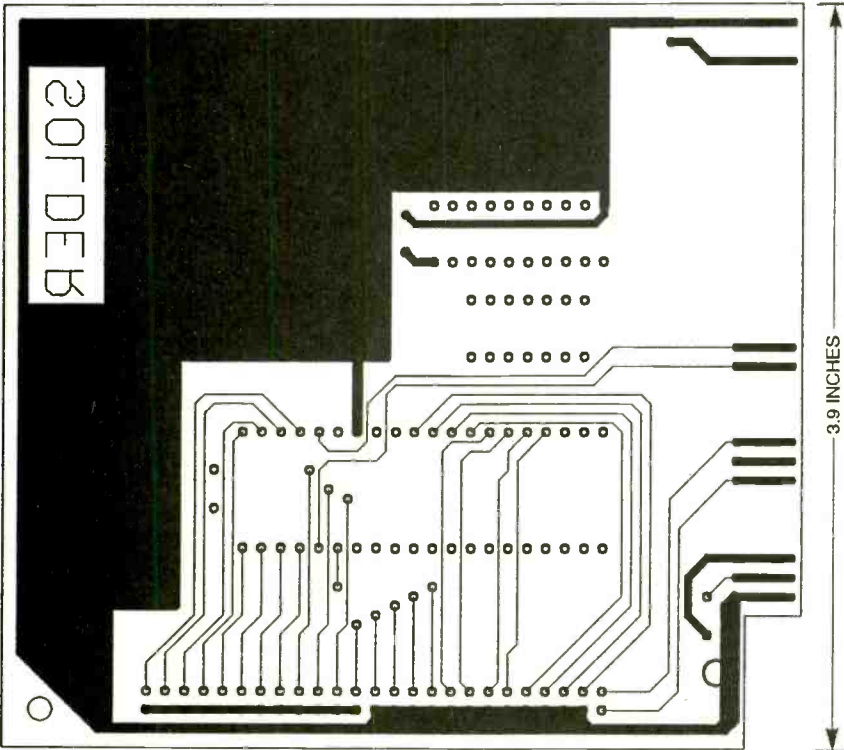


FIG. 7—COMPLETED PROGRAMMER BOARD. The ZIF socket height above the circuit board can be adjusted by mounting it on a stack of 24-pin sockets.





INTERFACE BOARD, component side.



INTERFACE BOARD, solder side.

put source. While this logic is simple, its replacement with standard TTL devices would require several 14 or 16 pin packages. This logic circuit fits in a single 20-pin GAL16V8 package, saving PC board space and

making PC board layout much simpler.

Data is read in from the chip being programmed through either PS14 (16V8) or PS15 (20V8). The GAL output is open-drain during programming so it is

pulled up through either R10 or R11. The input signal appears at the interface on PC7.

The remaining pins are driven by IC4 and IC5. These are 8-bit addressable latches. The bit address is placed on A0, A1, and A2 (pins 5, 6, and 7). The data to be latched is put on pin 3. When pin 4 is high, the data from pin 3 is placed on the addressed output pin (if A0=0, A1=0, A2=0, and DATA=1, then Q0=1). When pin 4 is returned to low, the data is latched.

### Building the programmer

Before building the programmer, you should obtain a copy of the software (RGBPLD.ZIP) from the *Electronics Now* BBS (516-293-2283, V.32, V.42bis) or from the source given in the Parts List. The software will be needed for testing the completed programmer.

Build both the interface board and the programmer board on double-sided PC boards. Foil patterns for the boards are provided here if you want to make your own. Alternatively, you can purchase them from the source given in the Parts List. Figure 4 is the parts-placement diagram for the interface board. If you elect to point-to-point wire the circuit on a PC/XT prototype board,

```
RGB PLD PROGRAMMER SETUP and TEST Rev 1.0
(C) COPYRIGHT 1992 Robert G. Brown
All Rights Reserved
```

- F1 - programming voltage setup
- F2 - VCC pin 22 check
- F3 - VCC pin 24 check
- F4 - data input test
- F5 - pin drivers check
- F10 - exit

FIG. 8—SETUP MENU. Run through each of these tests during initial setup.

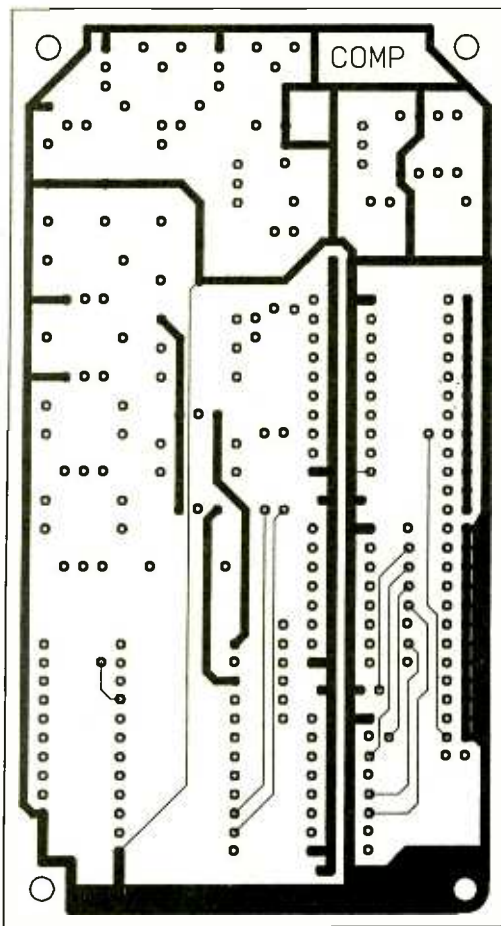
```
RGB PLD PROGRAMMER Rev 1.0
(C) COPYRIGHT 1992 Robert G. Brown
All Rights Reserved
```

```
PRIMARY BUFFER USES:
VERIFY BUFFER USES:
```

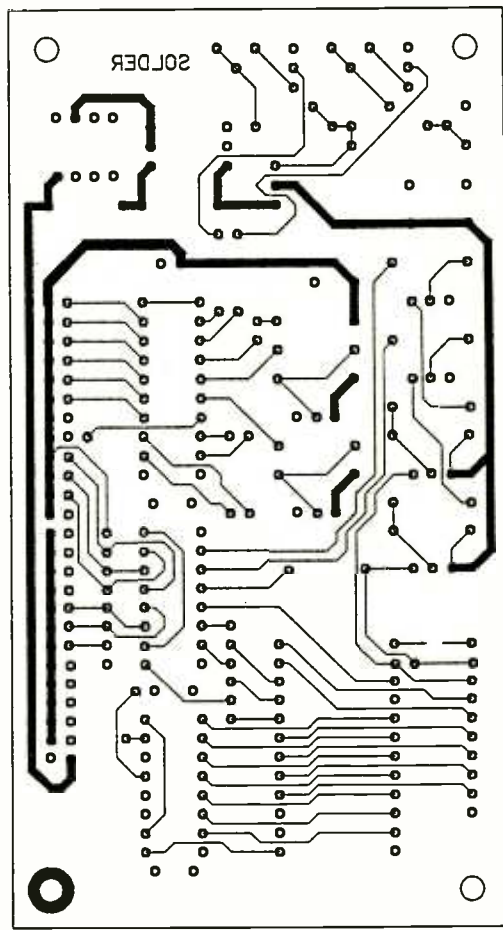
- F1 - device 16V8A
- F2 - read jedec file
- F3 - program
- F4 - verify
- F5 - secure
- F6 - load device
- F7 - write jedec file

```
F10 - exit
```

FIG. 9—MAIN MENU. Before placing a chip in the ZIF socket, select the correct device type with F1; incorrect selection could destroy the PLD.



2.6 INCHES  
PROGRAMMER BOARD, component side.



2.6 INCHES  
PROGRAMMER BOARD, solder side.

make the +5 volt and ground connections from the PC bus to P1 with 14 to 16 AWG wire.

Figure 5 is the parts-placement diagram for the programmer board. If you want to mount the board in a case, be sure the LED is positioned high enough above the board so that its lens will project through a hole in the case. The height of the ZIF test

socket can be adjusted by mounting it on a stack of 24-pin sockets, if necessary. Use sockets for mounting all ICs. Figures 6 and 7 show the completed prototype boards.

Test the interface board before connecting the programmer board. Before plugging the interface board into a PC expansion slot, carefully check it for short circuits and other errors. Set the I/O address with the DIP switch. When the switch is on, or closed, it corresponds to a low because it grounds the input. Figure 4 shows the correspondence of the DIP switches to the address lines. Address 390H is usually free. It corresponds to A9 off, A8 off, A7 off, A6 on, A5 on, A4 off, and A3 on.

When the address is set, plug in the board and power up the PC; if the PC does not boot up properly, power down and look for mistakes or omissions. Edit the configuration file

RGBPLD.CFG to match the address selected. RGBPLD.CFG is a two-line ASCII text file. The first line contains the base I/O address in hex (i.e., 390), and the second line should always have 1. Ignore any characters after the numeric value on each line. Edit the file to match your configuration.

Check the voltages at the end of the 50-conductor ribbon cable connector for proper power voltages and ground, and then start the interface test program RGBINT. The interface test lets you read and write to the 8255 registers. Writing an 80 (all values expressed in hex) to the CNTRL register will program ports A, B, and C as outputs. Check each bit of the three ports at the end of the cable. Different values can be written to the ports from the diagnostic program. If the interface fails to respond, be sure the configura-

*Continued on page 84*

#### RESOURCE LIST

- Lattice Semiconductor Corporation  
P.O. Box 2500  
Portland, Oregon 97208  
(503) 681-0118  
(800) FAST GAL
- National Semiconductor Corporation  
2900 Semiconductor Drive  
P.O. Box 58090  
Santa Clara, CA 95052-8090  
(800) 272-9959
- SGS-Thomson Microelectronics  
1000 East Bell Road  
Phoenix, AZ 85022-2699  
(602) 867-6340



# LOW-COST COLORIMETER

**Identify more than 1000 colors with this \$39 circuit.**

JOSEPH SCHNABLE, GEORGE ALESSANDRO, AND ROBERT ORR\*

COMMERCIALY AVAILABLE color-formulation systems, colorimeters, and spectrophotometers are suitable for identifying the visible color of a surface. These instruments typically scan a surface with 400–700 nanometer (nm) visible light, compare the sample with color references, and determine the best color match based on a set of built-in standards. Most commercial instruments depend on expensive optics and cost \$1000 or more. This article describes a \$39 color-identifier circuit that can easily identify 1000 or more colors with 100% accuracy. For \$39 it's impossible to build a very intelligent device. However, most of us own personal computers; why not use it as the brain? That's what we did here.

A hardware/software combination activates, in turn, one of several LEDs; each emits a portion of the visible spectrum. A phototransistor measures the light reflected by the surface being measured, and an 8-bit analog-to-digital converter (ADC) translates the phototransistor's output into a digital format that the computer can interpret. Seven LEDs (blue, aqua, green, yellow, orange, crimson, and red) provide a range of readings across the visible spectrum. Lack of spectral

continuity among adjacent LED colors could skew results, so the circuit provides built-in compensation for this error.

Two simple BASIC programs control the circuit's operation. One allows you to define a set of standards by measuring known color samples and recording the values with an associated name. The other program measures unknown samples and provides the best match with the defined standards, as well as a relative error factor.

## Circuit description

Figure 1 shows the complete circuit. Three ICs do the work. First is IC1, a 74HCT688 8-bit comparator that provides a low-going signal on pin 19 when the values on IC1's P and Q inputs are equal. That happens when there is no direct-memory access (DMA) occurring (i.e., AEN is low), when address line A9 is high, and when address lines A3–A8 are low. If you work out the math, you'll see that this occurs whenever any I/O port in the range 512–519 is accessed. If those port addresses are used on your system, you can easily change the values by connecting different Q inputs to ground and +5-volts DC. You will also need to change the value of ADR as defined in line 2 of both BASIC programs.

Every time pin 19 of IC1 goes low, IC3 latches the current contents of the 8-bit data bus. These latched values in turn drive the seven LEDs. (LED2 is a dual unit containing both red and yellow LEDs, so there are only six actual devices.) Pin 19 of IC1 also drives the  $\overline{RD}$  input of IC2, an 8-bit ADC. That causes IC2 to sample the voltage appearing at its input pin 6.

That voltage depends primarily on the amount of light shining on Q1, a general-purpose phototransistor. The authors used a PNI68PA-ND sold by Digi-Key Corp. The phototransistor must be mounted so that when a measurement is taken, it will only detect light from the LED array. The input voltage to the ADC also depends on the state of pin 19 of IC3. When that pin is low, resistor R3 is effectively in parallel with R2, thus changing the bias on the phototransistor, hence the voltage at pin 6 of the ADC. The ADC's clock frequency depends on the values of R1 and C1, which gives a frequency of about 400 kHz.

Note that an A/D conversion occurs whenever the system accesses I/O port 512–19. But other events happen as well, depending on whether an I/O read ( $\overline{IOR}$ ) or an I/O write ( $\overline{IOW}$ ) has occurred.

If CPU signal  $\overline{IOR}$  goes low, pin 3 of the ADC in turn goes low,

\*Delaware Valley College Chemistry Department, Doylestown, PA

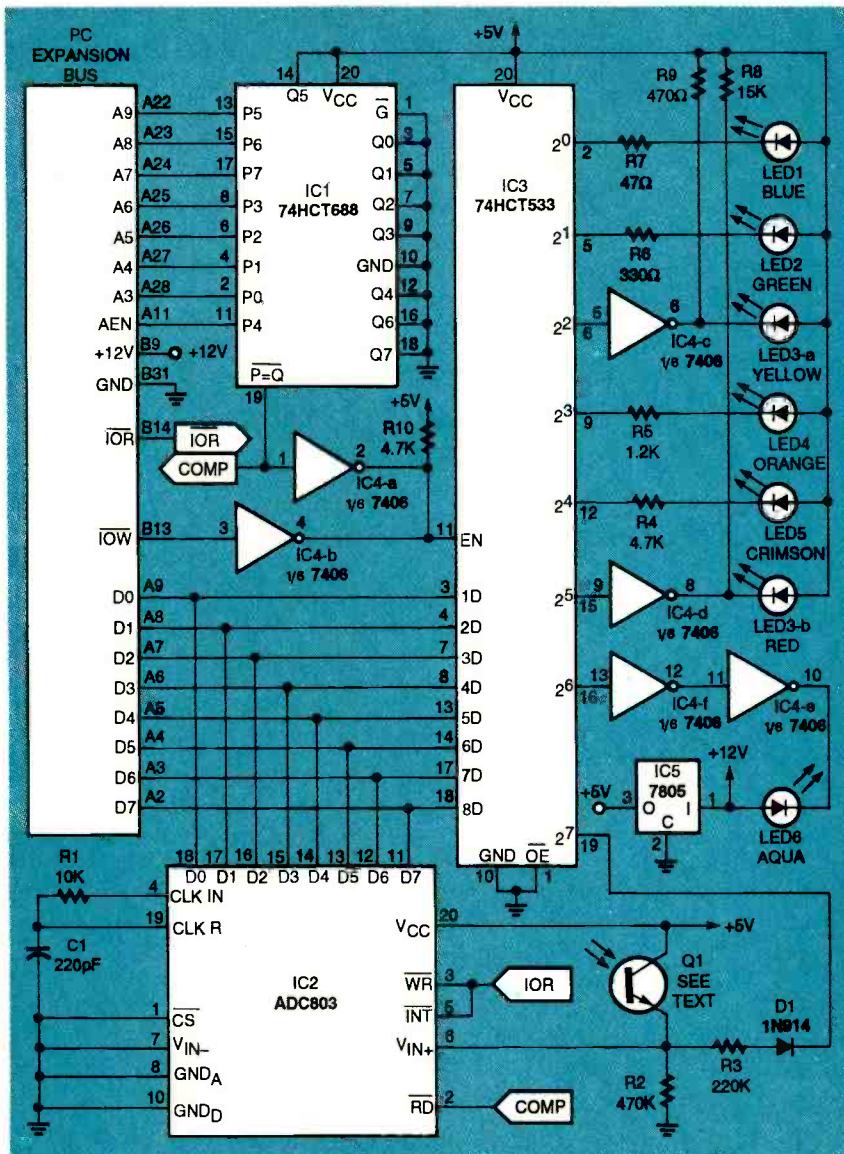


FIG. 1—COMPLETE SCHEMATIC. IC1 is an address decoder hard-wired to respond to I/O ports 512–519. IC2 is an A-to-D converter that measures the voltage across R2, which depends on the amount of light shining on Q1. IC3 is an 8-bit inverting latch that the software drives to successively light each LED during a scan.

forcing the ADC to present its most recently collected value to the data bus. On the other hand, if CPU signal  $\overline{I/O}$  goes low, pin 11 of IC3 goes high, thereby latching the values on the data bus into IC3. Each register in IC3 provides a latched, inverted output capable of sinking 35 milliamperes.

### LEDs

Table 1 summarizes important information about the LEDs. The activation code is the value that must be set into the assigned I/O port to activate or deactivate a given LED. Values can, of course, be summed to

enable or disable several LEDs at once.

Note that LED6, the aqua emitter, requires direct connection to +12V. At \$12.50, it was rather expensive when first introduced, but the price has dropped slightly. (The LED is available, as part 48-6E for \$10.26 plus shipping from Parts 1, 1995 County Rd. B2, Roseville, MN 55113; 800-424-6204.)

Both LED3 and LED4 are dual units. The circuit includes both the yellow and red units in LED3, but it uses only the orange unit in LED4.

The values of R4–R9 were se-

lected to provide an ADC response range from approximately 5 (for a black surface) to 200 (for a white surface) for each LED. That will provide a maximum response range for most colors. Higher ADC values might cause the phototransistor to saturate, thereby preventing the circuit from reliably distinguishing different colors.

Although there is some overlap between the two, there is a large spectral gap between the aqua (LED6, 482 nm) and green (LED2, 560 nm) LEDs. We solved the problem by energizing both LEDs simultaneously and decreasing ADC sensitivity. By keying a value of 194 (128 + 64 + 2), both LEDs are turned on and R3 is enabled via diode D1. This increases the number of colors that can be identified from a few hundred to more than 1000.

The authors used a separate 7805 voltage regulator, driven by the host computer's +12-volt supply, to power the other ICs in the circuit. This minimized inconsistent results obtained by running the circuit in different computers with slightly different +5-volt supplies. Thus calibration is generally much machine independent.

### Software considerations

Listings 1 and 2 present the calibration and identification programs, respectively. (These files are available on the *Electronics Now BBS*, 516-293-2283, 9600 baud, as file 1KCOLOR.ZIP.) The calibration program uses two external files, CAL1 and CAL2, to store information. CAL1 stores standard values, and CAL2 stores corresponding names.

TABLE 1—LED COLORS AND CODES

LED	Wave-length	Color	Activation Value
LED1	470 nm	Blue	2 <sup>0</sup> =1
LED2	560 nm	Green	2 <sup>1</sup> =2
LED3-a	590 nm	Yellow	2 <sup>2</sup> =4
LED3-b	700 nm	Red	2 <sup>3</sup> =8
LED4	630 nm	Orange	2 <sup>4</sup> =16
LED5	665 nm	Crimson	2 <sup>5</sup> =32
LED6	482 nm	Aqua	2 <sup>6</sup> =64



## LISTING 1—CALIBRATION PROGRAM

```

10 'CALIBRAT.BAS calibration program
20 CLS:KEY OFF:N=0:ADR=512:OPEN"R",1,"CAL1",16:OPEN"r",2,"cal2",24
30 FIELD 1,2AS B$,2AS G$,2AS Y$,2AS O$,2AS C$,2AS R$,2AS A$,2AS AG$
40 FIELD 2,24AS ID$
50 PRINT "reference number",N+1:OUT ADR,255:BEEP:INPUT "Enter Name of Standard
or 'E' To End":TEMPID$
60 IF TEMPID$="E" OR TEMPID$="e" THEN N=0: GOTO 200
70 IF TEMPID$="n" THEN INPUT"enter n to redo ",N:N=N-1:GOTO 50
80 N=N+1:FOR H=0 TO 7:K=0:IF H<7 THEN Z=2^H ELSE Z=194
90 OUT ADR,Z:FOR I=1 TO 500:NEXT I
100 FOR J=1 TO 50:K=K+INP(ADR):NEXT J
110 IF H=0 THEN LSET B$=MKI$(K)
120 IF H=1 THEN LSET G$=MKI$(K)
130 IF H=2 THEN LSET Y$=MKI$(K)
140 IF H=3 THEN LSET O$=MKI$(K)
150 IF H=4 THEN LSET C$=MKI$(K)
160 IF H=5 THEN LSET R$=MKI$(K)
170 IF H=6 THEN LSET A$=MKI$(K)
180 IF H=7 THEN LSET AG$=MKI$(K)
190 NEXT H:LSET ID$=TEMPID$:PUT 1,N:PUT 2,N:CLS:GOTO 50
200 N=N+1:GET #1,N:GET #2,N:IF N>(LOF(1)/16) THEN END
210 B=CVI(B$):G=CVI(G$):Y=CVI(Y$):O=CVI(O$):C=CVI(C$):R=CVI(R$):A=CVI(A$):
AG=CVI(AG$)
220 PRINT N,ID$:GOTO 200

```

## LISTING 2—IDENTIFICATION PROGRAM

```

1 'IDENTIFY.BAS identification program
10 ADR=512:OUT ADR,255:PRINT:INPUT "Hit Enter To Scan/Identify Unknown
Color":A
20 IF A=9 THEN RUN"cal1"
30 ERP=1E+20:OPEN"R",1,"CAL1",16
40 FOR H=0 TO 7:K=0:IF H<7 THEN Z=2^H ELSE Z=194
50 OUT ADR,Z: FOR I=1 TO 500:NEXT I
60 FOR J=1 TO 50:K=K+INP(ADR):NEXT J
70 IF H=0 THEN BU=K ELSE IF H=1 THEN GU=K ELSE IF H=2 THEN YU=K
80 IF H=3 THEN OU=K ELSE IF H=4 THEN CU=K ELSE IF H=5 THEN RU=K
90 IF H=6 THEN AU=K ELSE IF H=7 THEN AGU=K
100 NEXT H:BEEP
110 OUT 512,255:OPEN"r",2,"cal2",24:FIELD 1,2AS B$,2AS G$,2AS Y$,2AS O$,2AS
C$,2 AS R$,2AS A$,2AS AG$:B=LOF(1)/16
120 FOR N=1 TO B:GET #1,N:IF ABS( CVI(B$)-BU)>400 THEN 140
130 ER=(CVI(B$)-BU)^2+(CVI(G$)-GU)^2+(CVI(Y$)-YU)^2+(CVI(O$)-OU)^2+(CVI(C$)-
CU)^2+(CVI(R$)-RU)^2+1*((CVI(A$)-AU)^2)+2*((CVI(AG$)-AGU)^2):IF ER<ERP
THEN ERP=ER:NN=N
140 NEXT N
150 FIELD 2, 24AS ID$: GET #2,NN
160 CLS:PRINT "Best Color Match",ID$:PRINT"Relative Error",ERP:PRINT"reference
number",NN:RUN

```

To create the calibration files, run CALIBRAT.BAS. The program will ask you to enter the name of a standard, or press "e" to end calibration. If you enter "e," the program will end, displaying a list of currently calibrated color standards. Otherwise, it will create a new standard using the name you entered. It creates the standard values by enabling each LED (or the LED2/LED6 combination) in turn, then reading 50 times in succession the value sensed by Q1. Each color value (which is summed in variable K) is plugged back into the appropriate field of the data file in lines 110–180, then written to disk in line 190. If you want to re-do a standard value, enter "n" at the prompt. The program will ask you the numerical value of the standard you want to re-do, and then update the appropriate numerical values.

To identify an unknown color, run IDENTIFY.BAS. As in the calibration program, IDENTIFY

samples each LED (or combination) 50 times and sums the results. The program then compares the sum against the values stored in the standard file and finds the closest match. The program calculates error as the sum of the squares of the differences, with double weighting given to the dual (aqua/green) LEDs. On a 20-MHz 286-based PC, it takes less than three seconds to determine the closest match from a list of 1000 values.

### Construction

The authors built the prototype on two cards. One is an interface card that can be inserted in any standard 8-bit PC expansion slot. This card contains everything except the LEDs and phototransistor. They are located in a separate box called the reflectance probe; it connects to the interface card via a 12-conductor ribbon cable.

To save money, the authors built the interface card on a

\$4.99 72-pin prototype card. If you use the specified interface card (see the Parts List), carefully file exactly 1/2" from the edge connector to make it fit the 62-pin PC slot. The complete board should appear as shown in Fig. 2. (Note that the authors split the cable in two, attaching the separate sections with a pair of 25-pin, D-style, I/O connectors.)

Figure 3 illustrates the reflectance probe.

## PARTS LIST

All resistors are 1/4-watt, 5%, unless otherwise noted.

- R1—10,000 ohms
- R2—470,000 ohms
- R3—220,000 ohms
- R4, R10—4700 ohms
- R5—1200 ohms
- R6—330 ohms
- R7—47 ohms
- R8—15,000 ohms
- R9—470 ohms

### Capacitors

- C1—220 pF disk capacitor
- C2—0.1 µF disk capacitor

### Semiconductors

- D1—1N4148 diode
- IC4—7406A hex inverter with open collector outputs
- IC1—74HCT688E octal comparator
- IC3—74LS533E octal latch with inverted outputs
- IC2—ADC803LCN analog-to-digital converter (Burr-Brown)
- IC5—7805 5-volt regulator
- LED1—470 nm blue LED (DigiKey 103CR-ND or equiv.)
- LED2—560 nm green LED (DigiKey P312 or equiv.)
- LED3—590/700 nm yellow/red LED (DigiKey P394 or equiv.)
- LED4—565/630 nm green/orange LED (DigiKey P509 or equiv.)
- LED5—665 nm crimson LED (DigiKey P405 or equiv.)
- LED6—482 nm aqua LED (Ledtronics, Torrance, CA, L200CWGB6 or equiv.)
- Q1—phototransistor (Digi-Key PN168PA-ND or equiv.)

**Miscellaneous:** 14-pin DIP socket (1), 20-pin DIP sockets (3), 5-foot length of 14-conductor ribbon cable, box (Radio Shack 270-230 or equiv.), plug-in PC board (Radio Shack 276-192 or equiv.), hook-up wire, wire cutters, soldering iron, solder, drill, 1/2" drill bit, small drill bit, file, glue gun, and black plastic electrical tape.






FIG. 2—THE PC INTERFACE CARD requires just enough space for five ICs, ten resistors, a couple of capacitors, and a diode. The reflectance probe contains six LEDs and the phototransistor cemented together with hot-melt glue and sealed in a light-tight box.

tance probe, which contains the six LEDs arranged in a circle around the phototransistor. All components are mounted on perforated construction board, which could be removed from the top of the interface card. Each LED must be tilted so that the brightest emission from each LED illuminates the sample and reflects back into the phototransistor. Tilt angle is particularly critical for the blue LED.

Glue a 6-centimeter (cm) piece of perforated construction board into the bottom of the box with the solder pads up. Then drill a small pilot hole, followed by a larger 1/2 inch hole, through both the board and the box, in the approximate center of the box. Cut the shorter leads of the LEDs and phototransistor to about a 1 centimeter length, and the longer leads to about 1.5 cm. Spread the phototransistor leads 180° and solder the phototransistor so that it points straight out the center of the hole. Now solder in the LEDs. All devices should be almost flush with, but not protrude through, the bottom of the box.

Connect all the common LED leads and the collector of the phototransistor to a common +5-volt line. Connect the remaining LED and phototran-

sistor leads to the individual wires of the ribbon cable.

#### Testing and final assembly

Test the unit before gluing the optics in place. First check all wiring carefully. An inadvertent wiring error or short circuit could cause your PC to crash, or even damage it. Turn off PC power, install the circuit card, turn the power back on, and start BASIC. By typing a series of statements in the following form, you should see each LED light up in turn.

out (512,n)

where 512 is the address at which you wired IC1 to respond (default = 512), and N is 1, 2, 4, 8, 16, 32, or 64, which should in turn illuminate the blue, green, yellow, orange, crimson, red, or aqua LED.

Now run the calibration program (Listing 1) and calibrate a few values. Next run the IDENTIFY program (Listing 2) and verify that the unit works. Read the usage notes before concluding that it doesn't work.

When you're satisfied that it works correctly, seal the LEDs and phototransistor in the box with hot-melt glue. Attach the cover on the box with screws, and seal the box with electrician's black vinyl tape to prevent stray light from leaking in and corrupting the results.

#### Usage notes

Thermal stability is an issue with this circuit. You should always turn it on several minutes before using it. The larger the number of standard colors you have defined, the longer you should let the tester warm up. The authors found that with a 1000-sample standard file, a warm-up time of one hour was required for accurate results. The authors also found that the best thermal stability was achieved by leaving the LEDs on. This is the reason for the OUT ADR,255 instructions in the initialization sections of both programs. Of course, during a scan, the software turns on only one LED at a time.

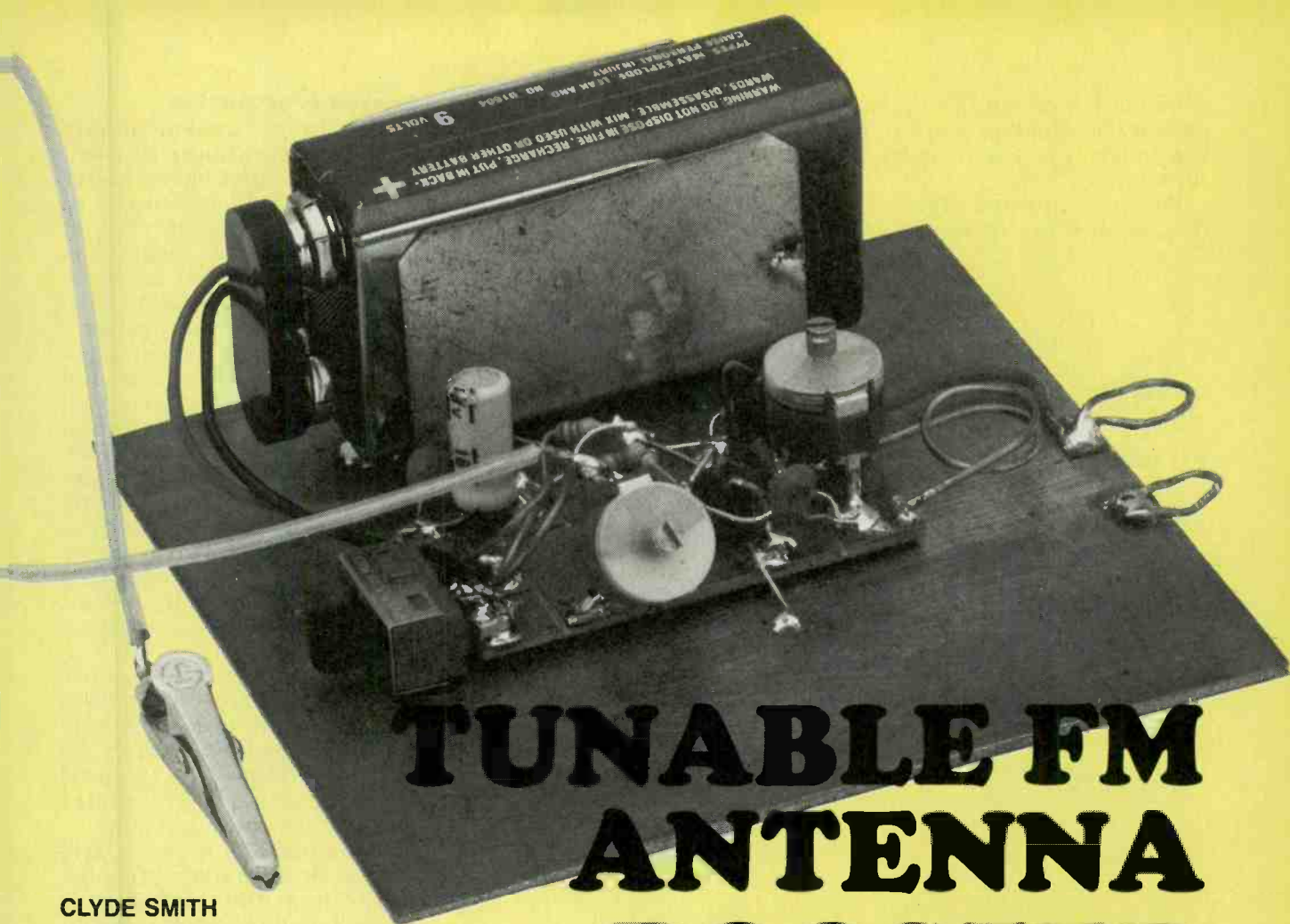
The methodology paid off. After it was calibrated, the authors' prototype was able to identify 900 shades of Sears' standard paint colors, plus an additional 100 "Weatherbeater Premium" paint sample colors. In addition, the circuit gives reasonable matches for typical random color samples. For example, the best match to the blue background on page 37 of the September 1992 issue of *Radio-Electronics* was identified as "Oriental Blue."

Magazines typically print colors as discrete dots of a specific color, not as continuous tones. Under normal circumstances, the dots shouldn't affect the color-matching process. If the dots are very large, or if for any other reason you have trouble getting consistent results, try covering your sample with a thin sheet of clear plastic.

"Gloss" and texture are, however, subjects of concern. Samples with slight texture or gloss can usually be matched fairly well, but don't use textured, glossy, or plastic-covered samples for calibration.

Identifying 1000 colors with 100% accuracy is an impressive feat for so simple a device. We hope that someone will develop the idea further by improving the statistics, writing the software in a language more powerful than BASIC, developing a serial (RS-232) version for laptop computers, and even a pocket-size EPROM version. Ω





# TUNABLE FM ANTENNA BOOSTER

CLYDE SMITH

HAVE YOU EVER HAD DIFFICULTIES in picking up or holding on to distant FM stations that were broadcasting programs you wanted to hear? Or maybe you know there are more distant stations out there that are beyond the range of your receiver. You could, of course, buy or build a better FM tuner. However, by building a tunable FM booster you will both save money and dramatically expand your FM listening reach.

It's true that factory-made FM boosters are available from electronics stores and mail-order houses, but they can cost as much as \$50. By contrast, the parts for our FM booster cost less than half that amount. The project should take only a few hours to complete, and you have many options for packaging the two-stage amplifier circuit.

You'll be amazed at the gain of this little circuit. The prototype has picked up stations more than 150 miles from the receiver! You'll need an indoor rabbit-ear antenna as shown in

***Build this FM booster and enjoy broadcasts from distant FM stations that you've never been able to receive.***

Fig. 1. The antenna is connected to the input side of the booster, and the boosted signal is sent via a single wire to the retracted antenna of the FM radio. Some simple adjustment procedures will be required after you hook up the circuit.

This FM booster improves selectivity when it is precisely tuned to a desired station that is close to others in frequency—a feature not found in broadband units. This selectivity is especially important for battery-powered, portable, Walkman-type receivers or low-performance FM receivers. This circuit also boosts weak signals to

a stereo lock-on level. However, when you are listening to strong local stations, you'll want to switch the booster off to prevent audio "swamping."

## Circuit description

The booster circuit, whose schematic is shown in Fig. 2, is a two-stage radio-frequency amplifier. It includes two 2N3904 NPN transistors, Q1 and Q2, capable of 250-MHz operation. The signal from the rabbit-ears is fed to the first stage at the base of Q1, which is biased for optimum gain by R1. The circuit is tuned to the incoming signal frequency by the

combination of coil L1 and capacitor C1, which is coupled to the collector of the transistor through C3.

The preamplified signal is then applied to the base of Q2

through C4. The components in the second stage are identical to those in the first stage, and its frequency is determined by L2-C2 in the collector circuit. The fully amplified RF signal is then fed to the antenna of the FM receiver from the junction of L2-C2 with an insulated wire about 8 inches long terminated with an alligator clip. If the FM receiver has a telescoping antenna, collapse it to its retracted position.

The tunable FM booster is powered by a standard 9-volt transistor battery through switch S1. Capacitors C6 and C7 across the battery input perform filtering and stabilization on the power supply.

### Booster construction

The circuit components are mounted on a copper foil-clad, 0.040-inch thick, glass-epoxy circuit board, as shown in parts-placement diagram Fig. 3. It is cut  $1\frac{1}{2} \times \frac{3}{4}$ -inches. Six electrically isolated areas or pads are formed on the board for component mounting by removing thin strips of copper down to the substrate around the pads.

This construction method permits the components to be soldered securely to the copper foil of the board without drilling any holes in the board. A finished circuit board can be obtained from the source listed in the Parts List, but if you want to make your own, a foil pattern is included here.

Two hand-wound, air-core coils, L1 and L2, are included in the circuit. To form each coil, wind a  $2\frac{1}{2}$ -inch length of No. 20 AWG bare copper wire  $1\frac{1}{2}$  turns around a  $\frac{3}{8}$ -inch diameter dowel or drill bit.

If you make your own board, remove the thin strips of copper foil to form the isolated pads with a handheld power tool with either a fine abrasive disk or circular saw in the tool chuck. You can also remove the copper manually by making parallel scores around the outlines of each pad with a sharp razor knife and carefully lifting out the thin strips between the scored lines.

Regardless of the method you use, inspect the fine channels with a magnifying glass and, with an ohmmeter, verify that there are no copper burrs between the isolated pads that could form an unwanted electrical path between them.

Position the leaded components as shown in parts placement diagram Fig. 3. The numbers on the diagram match the numbered pads on the circuit board. The "X" marks on the diagram indicate where lead terminations are to be soldered directly to the copper-foil pads, and the three stars indicate where lead terminations are to be soldered above the board, without making any contact with it.

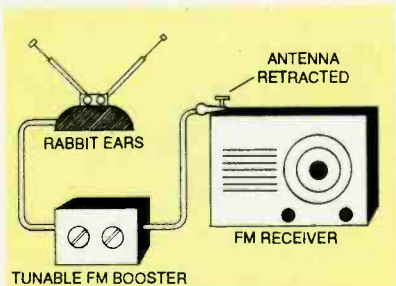
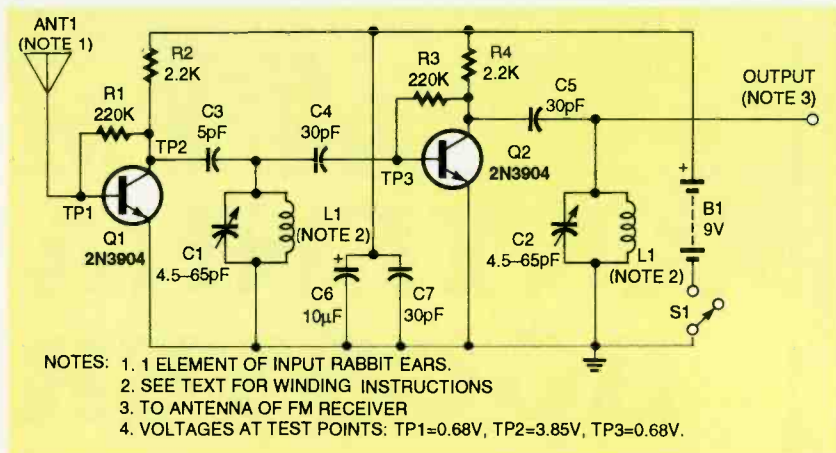
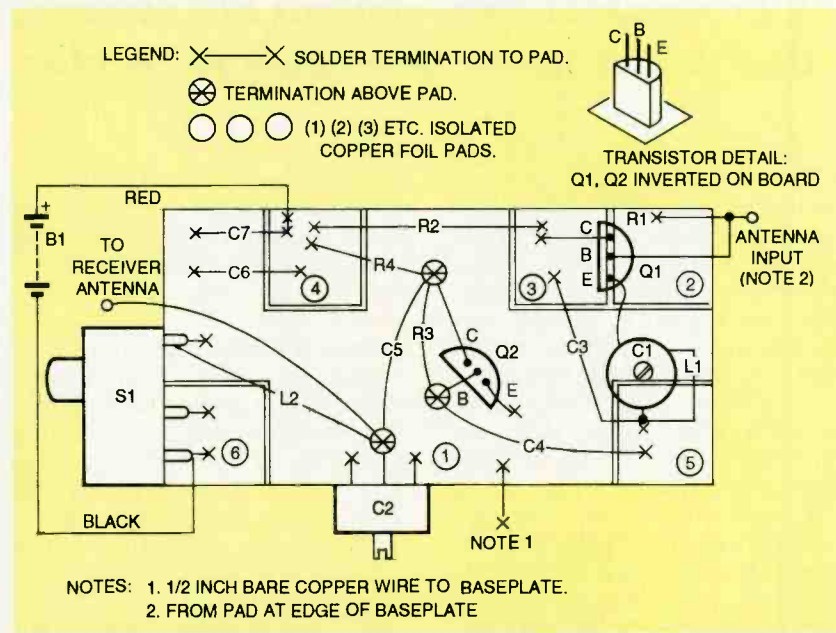


FIG. 1—TUNABLE FM BOOSTER is connected between rabbit ears and retracted antenna of FM receiver.



- NOTES: 1. 1 ELEMENT OF INPUT RABBIT EARS.  
 2. SEE TEXT FOR WINDING INSTRUCTIONS  
 3. TO ANTENNA OF FM RECEIVER  
 4. VOLTAGES AT TEST POINTS: TP1=0.68V, TP2=3.85V, TP3=0.68V.

FIG. 2—TWO-TRANSISTOR AMPLIFIER CIRCUIT with tunable tank circuits boosts the distant FM signals.



- NOTES: 1. 1/2 INCH BARE COPPER WIRE TO BASEPLATE.  
 2. FROM PAD AT EDGE OF BASEPLATE

FIG. 3—PARTS PLACEMENT DIAGRAM. Components are soldered to pads on copper-clad board. Notice that the transistors are inverted.



## PARTS LIST

All resistors are 1/2-watt, 5% carbon film

R1, R3—220,000 ohm

R2, R4—2200 ohm

### Capacitors

C1, C2—4.5 to 65 pF variable trimmer, Sprague-Goodman or equivalent.

C3—5 pF disc

C4, C5, C7—30 pF

C6—10μF, aluminum electrolytic

### Semiconductors

Q1, Q2—2N2904 NPN transistor (TO-92 package)

### Other components

L1, L2—air core RF coils (see text)

S1—miniature slide switch, SPDT

**Miscellaneous:** Rabbit-ear antenna with telescoping conductors, 1½ × 3-inch PC board (see text), 3 × 3-inch ground plane (see text), 3 miniature alligator clips, 9-volt battery clip assembly, insulated No. 22 AWG wire, bare No. 20 bare copper wire, 9-volt transistor battery, optional case, solder.

**Note:** The following items are available from Smith Kits, Route 2, Box 756, Salem MO 65560

- Kit of all components and finished PC board except antenna, ground plane, and case—\$19.95

- Finished PC board—\$3.00

Add \$1.50 for shipping and handling. Missouri residents add local sales tax to all orders.

Notice that both transistors Q1 and Q2 are soldered in inverted positions. Solder the black and red leads from a 9-volt battery clip to the locations shown in Fig. 3. Cut an 8-inch length of insulated, stranded wire, trim the insulation from both ends, and solder one end to the junction of the leads from C2, C5, and L2.

After completing all soldering on the circuit assembly, check carefully at the points marked with the star to verify that no bare leads entering or leaving those junctions are in contact with any copper pads. Increase the spacing of the junctions above the board with a thin tool if they are too close to any copper pads.

Make a bracket for the 9-volt battery by cutting a 2½ × 1½-inch piece of tin-coated steel

from a flattened can. File the edges to remove any sharp burrs, and file a slight radius on each sharp corner to round it off. Then bend up the ends of the metal up 90° along the dotted line to form a "U-" shaped

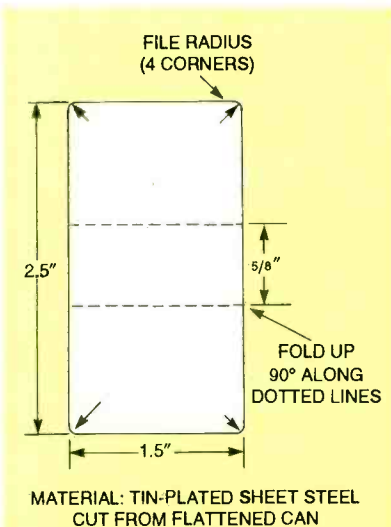


FIG. 4—PATTERN FOR BATTERY bracket cut from can metal.

channel. Leave a 5/8-inch spacing between the side pieces for inserting the battery.

Cut a second 3-inch square piece of copper foil-clad board for a ground plane, as shown in Fig. 5. Form an isolated 1/4-inch copper foil pad with the method previously used along one edge of the board, as shown. Position the amplifier circuit assembly in a central position on the ground plane, and mark it with a pencil or felt-tip pen.

Solder the battery-mounting bracket to the 3 × 3-inch board adjacent to the circuit board "footprint" with solder beads at each end of the bracket channel. Then position the circuit assembly on the ground plane and solder a bare copper wire jumper from pad No. 1 on the circuit assembly to the plane, as shown in Fig. 5.

Form two loops from about 1-inch lengths of bare copper wire. Then solder a 1½-inch length of insulated, tinned cop-

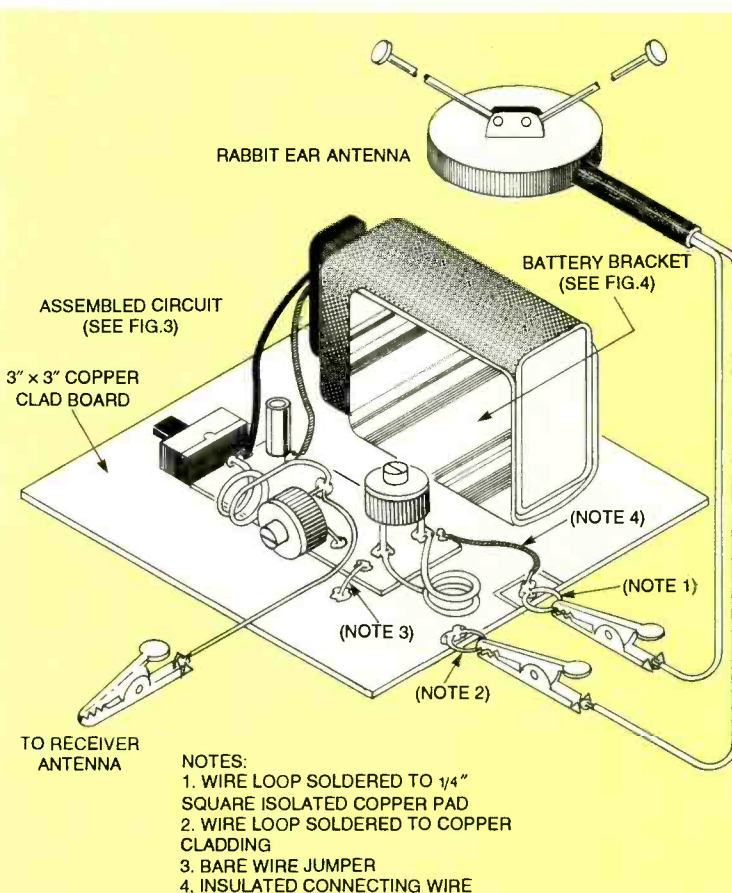

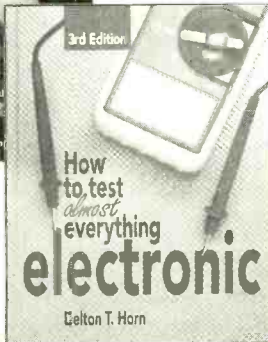




FIG. 5—BOOSTER ASSEMBLY DIAGRAM: 3 × 3-inch copper-clad ground-plane board holds a second board on which all components are mounted.



4089P \$18.95  
Softcover




4227P \$14.95  
Softcover



037603H-XXX \$59.50  
Counts as 3



3922P \$16.95  
Softcover




586446H-XX \$29.95  
Counts as 2




3715H \$36.95




3438H-XX \$39.95  
Counts as 2




2800P \$17.95  
Softcover



4209P \$19.95  
Softcover




4055H \$34.95




4112H \$29.95




585107H-XX \$24.95  
Counts as 2



2724P \$17.95  
Softcover




3677H-XX \$34.95  
Counts as 2




1938H-XXX \$60.00  
Counts as 3



4110H \$27.95




3044P \$13.95  
Softcover




3795P \$19.95  
Softcover



2790P \$17.95  
Softcover



3700H-XX \$36.95  
Counts as 2



3550H \$34.95




586354H-XX \$30.00  
Counts as 2



3765P \$19.95  
Softcover



3457P \$19.95  
Softcover



4436P \$17.95  
Softcover



3887H \$26.95

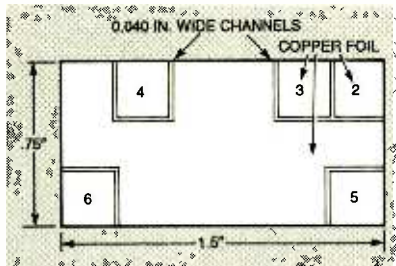




per wire from pad No. 2 on the circuit board to the pad on the edge of the ground plane while simultaneously soldering one of the copper loops to the pad. Then solder the second copper loop to a location adjacent to the pad, as shown in Fig. 5.

Solder miniature alligator clips to the terminations of the twin-lead from the rabbit-ear antenna, and solder an alligator clip to the end of the wire to the FM receiver antenna.

You might want to house the completed miniature circuit in a protective plastic case. Suitable project cases can be purchased from electronics stores or mail-order distributors that advertise in this magazine. If you put the circuit in a case, drill the holes for all external connecting wires and two access holes to tuning capacitors C1 and C2 before you position the assembly in the case.



**CIRCUIT-BOARD FOIL PATTERN.** Slits in the copper foil expose the insulating substrate.

The board can be fastened inside the case with beads of RTV silicone adhesive on the corners of the underside of the ground plane. You might also want to substitute small wire binding nuts and bolts for the wire loops on the ground plane for making the rabbit-ear antenna lead connections.

Be aware that the tunable feature of the booster increases gain, but it can also cause oscillation because the circuit is not neutralized. This drawback can be surmounted by placing and soldering circuit components precisely according to the parts placement diagram in Fig. 3 and closely following the adjustment procedures and any other suggestions that are given here.

### Adjustment procedures

Perform the following adjustments:

1. Extend the rabbit ears to their limits, and position them with a separation angle of about 90°.
2. Connect the antenna leads to the 3×3-inch ground plane as shown in Fig. 5.
3. Switch the booster switch S1 OFF and the FM receiver's switch ON with its volume control set at a middle position.
4. Clip the alligator clip to the tip of the retracted antenna on

the FM receiver, and tune to a station near midband that is barely audible. Avoid loud, overpowering local stations that will make the adjustment procedures more difficult than is necessary.

5. Adjust capacitors C1 and C2, and then orient the rabbit ears until you obtain maximum output from the selected station. If the station is broadcasting in stereo, the stereo indicator should indicate when signal strength is at its maximum.

6. Turn switch S1 ON, and if the booster is working properly, you should hear an increase in signal strength. If the circuit is not working properly, measure the voltage at the points shown on schematic Fig. 1 with a voltmeter, and compare the readings with those shown on the schematic.

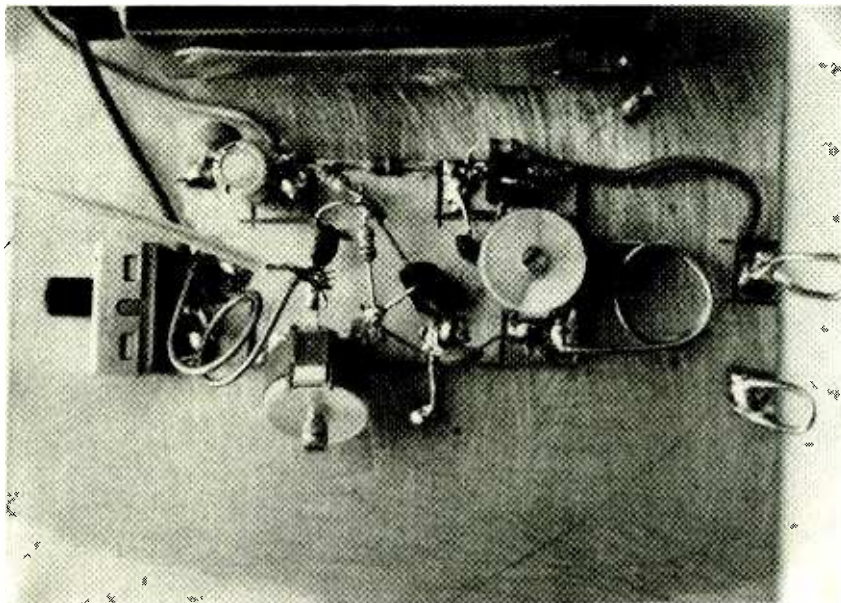
7. If signal strength decreases, the amplifier might be oscillating or it might be mistuned. Adjust C1 and C2 very slowly to obtain the clearest signal; repositioning the antenna while observing the stereo indicator might also prove helpful in obtaining the most optimum signal possible.

8. Repeat the preceding steps for each FM station of interest. Once you adjust the booster for one position of the band, others within 10 to 20 MHz should be received as well. Some tweaking of C1 and C2 might be necessary to achieve this result. Be patient until you get the knack of maximizing gain—after some experimentation, you should get it right.

### Adjustment suggestions


The receiver must be tuned exactly to the station frequency. However, if the desired results are not obtained, alternately shorten one rabbit ear dipole or the other while changing the orientation or angle between the elements.

If you use the booster with a portable receiver in a fixed location, clip the booster output lead to the earphone wire insulation near the jack. Be patient and this circuit will reward you with many hours of listening enjoyment. Ω



**COMPLETED CIRCUIT ASSEMBLY** mounted on the ground plane. The battery is at the top of the picture.





**Build this X-Y plotter for your PC and plot curves, draw circuit-board patterns, create artistic designs, and even do lettering!**

JIM BROWN

HAVE YOU EVER WANTED AN X-Y plotter for your personal computer but been discouraged by the high price of a factory-made unit? Here is your chance to build your own plotter, learn the fundamentals of computer-based plotters, and save money.

This plotter can draw lines, curves, complex patterns, and alphanumeric characters with a pen on paper. It can also plot mathematical functions and even draw printed-circuit board foil patterns. If a cutter is installed in the tool holder in place of the pen, the plotter can cut adhesive-backed sheet vinyl to form uniform letters, numbers, or patterns.

The simplified diagram of the plotter mechanism shown in Fig. 1 shows how it translates the rotary motions of two stepper motor shafts into linear motions under computer control.

The plotter assembly consists of X and Y stepper motors and sliding X and Y motion translation arms mounted on the rigid wooden board that is the plotting surface.

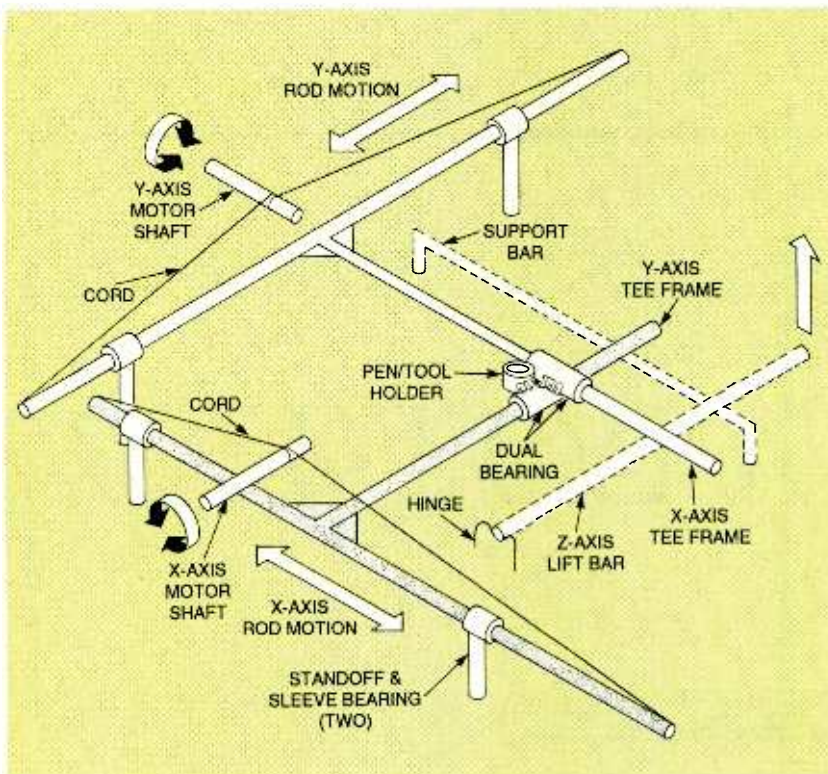
The X motor moves the tool left and right on the board along the X axis, and the Y motor moves the tool up or down on the board along the Y-axis. A sliding component that consists of two bearings and a tool holder resolves the simultaneous motions of the X and Y axes and moves the pen or cutting tool in two degrees of freedom to trace the resulting pattern.

A third or Z-axis stepper motor shown in the more detailed drawing, Fig. 2, lifts the tool holder from the plotting surface under computer control. A crank arm on the motor

shaft hauls up on a cord attached to a "drawbridge" mechanism that lifts a hinged arm supporting the X and Y mechanical elements. Z-axis motion occurs when the motor shaft is stepped through a partial revolution.

This simple motion-translation mechanism is suitable only for light-duty plotting or cutting. It avoids expensive gears, drive chains or lead screws. As can be seen in Fig. 2, the mechanism includes tee-shaped X-axis and Y-axis arms or frames. Each frame consists of a base rod with a translation arm rigidly fastened perpendicular to it. Each base rod is supported at both ends by a combined standoff and sleeve bearing.

The sleeve bearings permit the base members to move only in one degree of freedom—parallel to the X or Y axes. As a re-



**FIG. 1—CONCEPT OF X-Y PLOTTER.** A pen in the holder coupled to two overlapping X and Y tee frames is driven in two degrees of freedom. The holder resolves the simultaneous winching actions of the X and Y stepper motors.

sult, the perpendicular X-axis and Y-axis motion translation arms follow the motions of the base members.

The base rods for both the X and Y axes are moved in their respective directions by cord wrapped around the stepper motor shafts and terminated at the ends of the base members. In effect, the shafts "winch" each tee frame back and forth over precise linear distances under computer control.

The overlapping translation arms on each tee frame are constrained by a part consisting of two sleeve bearings with an attached tool holder. The two sleeve bearings are joined, one over the other, with their axes 90° apart and the tool holder is fastened at right angles to both bearings.

Precise construction details have been deliberately omitted from these drawings to give the reader the opportunity to experiment and build an assembly that is within his or her capabilities. It is important that all of the mechanical parts be as light and strong as possible,

and that all bearings permit the supported parts to move freely.

### Stepper motors

A stepper motor is classified as a DC motor, but it is actually an AC motor driven by a train of pulses. The rotors of these motors move or are indexed through a carefully controlled fraction of a revolution each time they receive an input step pulse. This permits shaft movement to be controlled precisely, which in turn permits precise and repeatable pen or cutting tool movement.

Electronically counted input pulses provide this controlled motion without the need for an error correcting closed-loop feedback circuit. The shafts of the light-duty stepper motors selected for this project will turn through a complete revolution with the application of either 50 or 100 pulses. Each pulse to the 50-pulse motor moves the shaft in 7.5° increments. However, each pulse to a 100-pulse motor moves the shaft in 3.6° increments, providing much greater precision.

### Buying the motors

Suitable stepper motors for this project are available from many *Electronics Now* advertisers. The three stepping motors for the author's prototype plotter were salvaged from obsolete floppy-disk drives. The 100 step per revolution (3.6°) motors draw 0.16 amperes when driven from the 12-volt supply available within a personal computer. They have an impedance of 75 ohms and five external wires.

The drives were obtained from All Electronics, P.O. Box 567, Van Nuys, CA91408-0567, Phone 800-826-5432. It was necessary to disassemble the salvaged disk drives to obtain the motors.

However, the same source offers 12-volt, 50-step per revolution (7.5°) stepper motors which do not have to be removed from a salvaged drive, but at a slightly higher price. They are six-wire, 35-ohm motors. If these six-wire models are purchased, tie the two common wires (typically back and white) together to form a common power connection.

The first stepper motors in 360-Kbyte floppy-disk drives had five wires: one is the ground or common wire and four are pulse wires. The functions of the pulse wires can be verified with a 9-volt battery with leads attached. Connect the negative lead to the black wire, and in a 1, 2, 3, 4 sequence, touch each of the other four wire ends with the wire from the battery's positive terminal.

Whenever you connect the positive lead to one of the four wires, the shaft of the stepper motor will move incrementally. These stepping motors step 3.6° with each input pulse. However, some motors must be energized in a 1, 3, 2, 4 order. To reverse the shaft direction, the motor is stepped in reverse order: 4, 3, 2, 1 or 4, 2, 3, 1, depending on how the motor is wound.

### Building the plotter

The recommended size for the square plotting board based on the torque limitations of the stepper motors is about one foot



on a side. The prototype board was made from 1/2-inch thick

## PARTS LIST

### Semiconductors

IC1—8255A-5 programmable peripheral interface, Intel or equiv.

IC2—74LS138 1 of 8 line decoder/demultiplexer, Motorola or equiv.

IC3, IC4—ULN2803 high-voltage, high-current Darlington array, Allegro Microsystems or equivalent

### Other Components

MOT1, 2, and 3—stepper motor, 100 pulse per revolution, 3.6° (See text)

**Miscellaneous:** IBM PC/XT 8-bit plug-in prototype board (see text), No. 22 AWG insulated wire in a variety of colors, plywood (1 ft x 1 ft, 1/2-inch thick), appropriate materials for constructing stand-offs, bearings and moving tee arms and other mechanical parts, 15-pin connector, heavy-duty nylon cord, plug and socket, epoxy, solder.

plywood, but any rigid, smooth base would be suitable.

Cut the X-Y plotting board to that size, and sand its edges and corners to prevent splintering. Draw the "footprints" of the three stepper motors in the positions and with the orientations shown in Fig. 2. This will permit you to estimate the size of the available plotting area. (An area of 8 1/2 x 8 1/2 inches should be satisfactory.)

Fasten both the X and Y-axis stepper motors at the edges of plotting board at their mid points as shown in Fig. 2. One simple way to mount the motors securely on the plotting board is as follows:

Form two inverted "U"-shaped sheet-metal straps with bent tabs at each end. Drill holes in the tabs to accept wood screws, and fasten the motors to the boards with their shafts parallel to the board, as shown in Fig. 2.

Form an "L"-shaped crank

arm from a piece of thin-walled copper or brass tubing about 3 inches long. Drill a hole in one end for fastening the Z-axis "drawbridge" cord. Fasten the arm to the shaft of the Z-axis motor by soldering or epoxy. Drill holes in the plotting board to align with holes in the mounting bracket of the Z-axis motor so that it can be mounted in a vertical position. With suitable screws, fasten the motor, as shown in Fig. 2, with the crank arm of the motor directed as shown.

With the X, Y and Z motors mounted, determine the dimensions of the X and Y tee frames or arms. The base rods should be approximately twice the length of the available plotting surface. The tee frames in the author's prototype were made from hardwood dowels that were hot-glued perpendicular to each other. However, thin-walled brass tubing that can be soft-soldered will work just as

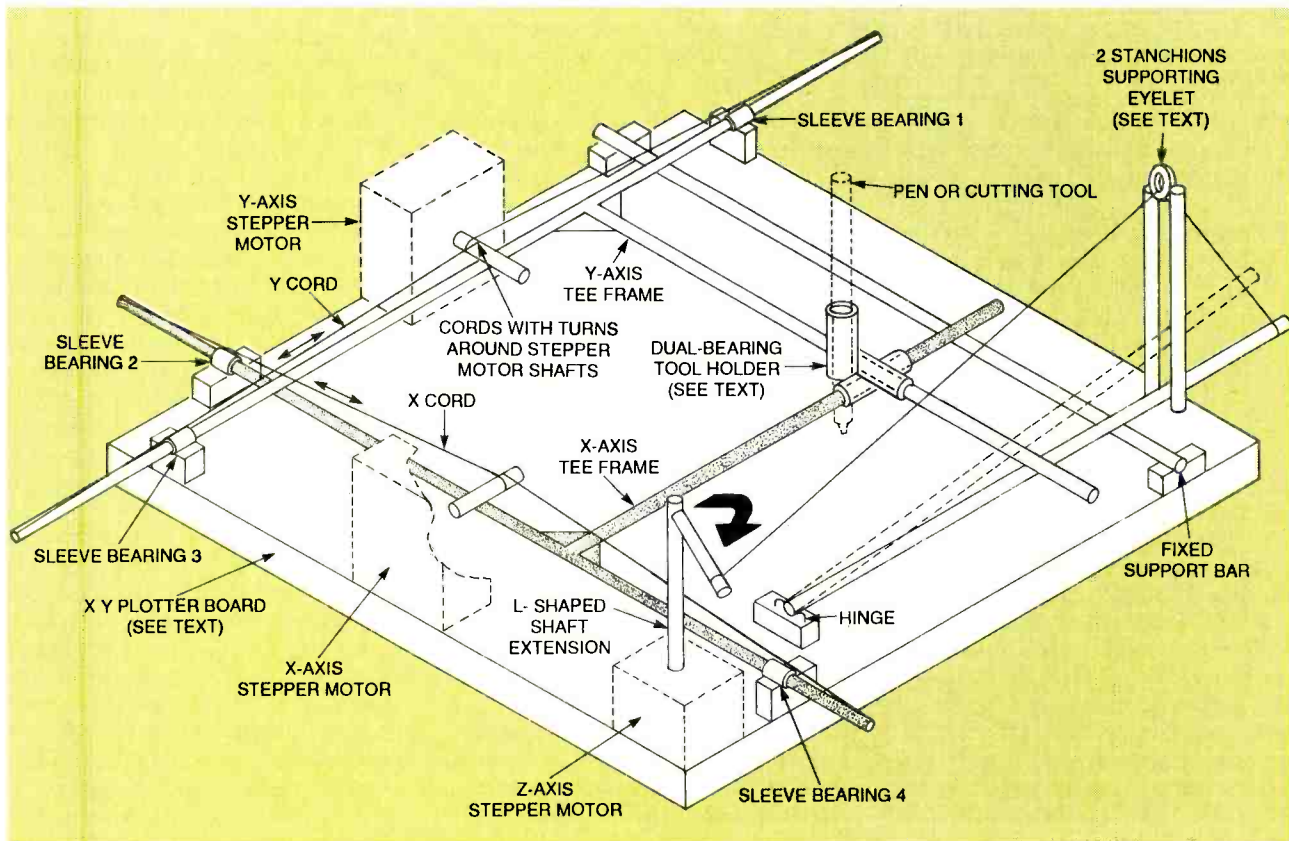


FIG. 2—CONSTRUCTION DETAILS OF X-Y PLOTTER. The tee frames can be made from different kinds of light, strong materials, but they must slide easily in their sleeve-bearing supports without binding. The vertically mounted Z-axis motor lifts the X and Y arms and tool holder when a crank arm pulls on the cord attached to the side rail.

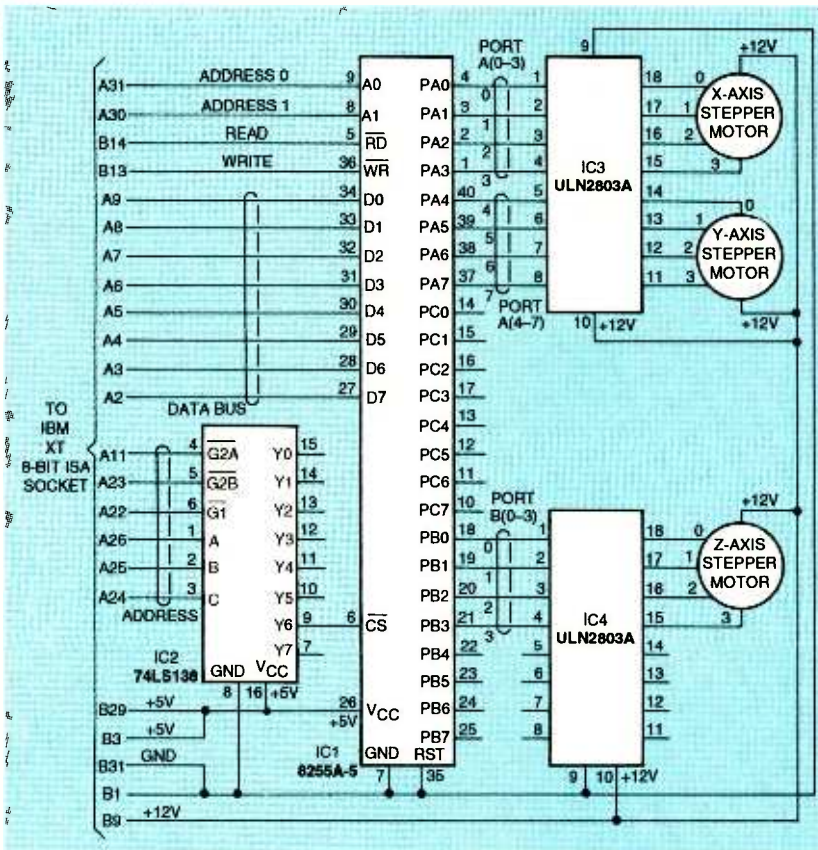


FIG. 3—I/O BOARD SCHEMATIC: IC1, an 8255A, is a programmable peripheral interface, IC2, a 74LS138 is a line decoder, and IC3 and 4, two ULN2803s drive the stepper motors.

well. Another possibility is glass fiber-epoxy rods cemented with epoxy. Triangular webbing will help to reinforce the joint.

The sleeve bearings can be made from sections of plastic tubing. These can be cemented to wooden stand-off blocks glued or attached by screws to the board. Alternatively, holes can be drilled in taller wood standoff blocks and plastic sleeves, such as sections of large-diameter soda straws can be inserted as bearings.

Notice that the tee frames are mounted so that they lie in planes parallel to the surface of the plotting board. The height of the sleeve bearings above the plotting board will depend on the available clearance distance between the X and Y stepper motor shafts and the plotting board. A vertical separation of at least 1/4-inch between frames is recommended to prevent mechanical interference throughout the frame's complete range of motion.

The part with the two bear-

ings and attached tool holder can be made by cementing together three plastic tubes as shown in Fig. 2. The tool holder, which could be made of plastic or aluminum, should have an inside diameter large enough to accommodate a thin, light, felt-tipped pen. A set screw in the sidewall of the holder could clamp the pen or tool, but a folded leaf spring or wedge would also work.

Assemble all the mechanical parts of the plotter as shown in Fig. 2, and attach and secure all the cords that move their respective mechanical elements. Then manually move the tee frames to their full extent to be sure there is no mechanical interference between parts or bearing misalignment. Make any repairs necessary to assure that all mechanical parts move smoothly without binding.

#### Motor drive board.

The four integrated circuits in the motor drive circuit are readily available from many

electronics stores and the mail-order electronics distributors advertised in this magazine. All are alternate-sourced by at least two semiconductor manufacturers. A suitable 8-bit IBM PC-XT plug-in prototyping board for use as the circuit board is also available as a stock item from many of the same sources.

The four integrated circuits on the circuit board are a 8255A-5 programmable peripheral interface or equivalent (8255A, 8255-5, or 82C55-5) (IC1), a 74LS138 1-of-8 decoder/demultiplexer for address decoding or CMOS equivalent (IC2), and two ULN2803 high-voltage, high-current Darlington arrays (IC3 and IC4).

The 8255A has 24 output pins but only twelve are used in this project—four for each stepper motor. All eight channels of one ULN2803 (IC1) are used to drive the coils of the X-axis and Y-axis stepper motors. Each coil of the stepper sinks 500 milliamperes when it is turned on by the digital logic.

The ULN2803 consists of eight parallel driver channels, each with load current ratings to 500 milliamperes. Each channel consists of a Darlington buffer/inverter and a flyback diode suitable for interfacing between low-level logic and a peripheral power load such as a stepper motor coil. The software turns on only one coil at a time. The ULN2803 is an inverter, so when the 8255 line goes low, the stepper is switched on; when the line goes high, the coil current falls to zero.

Figure 4 is a suggested parts placement diagram for the circuit board. Component placement on this card is not critical, but lead lengths should be kept to a minimum. Sockets are recommended for all ICs. Integrated circuits IC1 and IC2 can be either bipolar TTL or CMOS that is particularly sensitive to damage from electrostatic discharge (ESD). However, observe proper handling precautions when handling either kind.

Notice that the components are located on the side of the



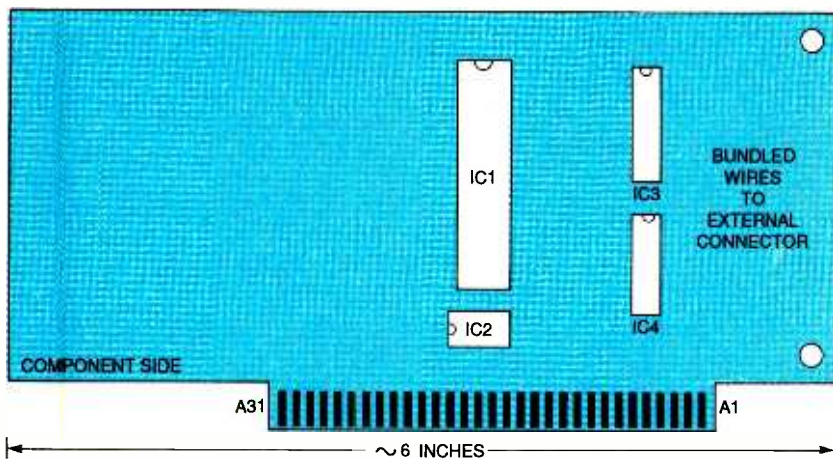


FIG. 4—CIRCUIT BOARD IS AN IBM-XT compatible 8-bit prototype plug-in card. Component placement is not critical, but wiring should be kept as short as possible. The component side is shown.

board with the A1 to A31 terminal "fingers." The board is inserted in the computer card-edge connector with the drilled holes on the right side of the board, as shown in Fig. 4, closest to the back of the computer. The B1 to B31 terminations are on the solder side of the board.

The wires from output pins 11 to 18 on IC3 and 15 to 18 on IC4 connect the drivers to the three stepper motors as shown in the schematic, Fig. 3. An additional wire connects the 12-volt source from B9 to the common +12-volt wires on the stepper motors. All wires should be cut at least 12 inches long so they can be soldered to the IC pins and +12-volt terminal and clamped securely to the circuit board.

Drill a 1/4-inch hole in the "L" bracket that is bolted to the end of the circuit board for covering the slot in the computer card cage. Insert a protective rubber grommet in the hole, bundle the 12 drive wires and +12-volt wire, and insert them through the grommet. It is recommended that all 13 wires be terminated with a circular connector socket having at least 15 contacts.

The five wires (four coil wires and +12-volt wire) from each motor can be cut to a length of about four feet. They should be bundled or inserted in a vinyl protective sleeve and terminated in a mating connector plug. The three +12-volt wires can be jumpered together with-

in the plug so that they mate with the +12-volt wire in the socket. This arrangement permits the X-Y plotter to be disconnected and stored conveniently when not in use.

#### Drive software

The software written for this plotter will give the builder ample opportunities for programming. The objective of the program is to apply pulses to the stepper motor coils so that the drive shafts respond as directed. Sample software source code is available as file PLOTTER.C on the *Electronics Now* bulletin board 516-293-2283, V.32, V.42bis).

#### Programming

The card can be set up for eight different beginning port addresses depending on the chip select (CS) pin from IC2 74LS138 selected:

PIN	ADDRESS (HEX)	ADDRESS (DECIMAL)
15	200	512
14	220	544
13	240	576
12	260	608
11	280	640
10	2A0	672
9	2C0	704
7	2E0	736

If you connect the CS line to pin 9, then the beginning port address will be 704 (hex 2C0). The 8255A-5 IC has four ports. Port A is at address 0, port B is at address +1, port C is at ad-

dress +2 and the configuration port is at address +3. The common configuration for the port is all outputs (control word 128 (hex 80)). The 8255A-5 can be configured for inputs as well as outputs. (For example, control word 133 (hex 85) converts ports A and B to outputs and port C as inputs if sensors were used).

To make the motors step sequentially, pulse each binary line: 1, 2, 4, 8. For the high-order nibble pulse: 16, 32, 64, 128. Be sure the delay is long enough for the pulse to drive the motor through the next step. If all the circuitry is correct and the motor shaft does not rotate, the delay is probably too short.

#### Programming example

The first step is to send the configuration data to the integrated circuit. That can be done with the BASIC statement:

```
10 OUT 707.128
```

Next, the stepper motor is sequenced and a delay is added between each step:

```
20 FOR I=0 TO 100
30 OUT 704.1
40 FOR DELAY=0 TO 100:
  NEXT DELAY
50 OUT 704.2
60 FOR DELAY=0 TO 100:NEXT
  DELAY
70 OUT 704.4
80 FOR DELAY=0 TO 100:NEXT
  DELAY
90 OUT 704.8
100 FOR DELAY=0 TO 100:
  NEXT DELAY
110 NEXT I
```

Then turn off the motor:

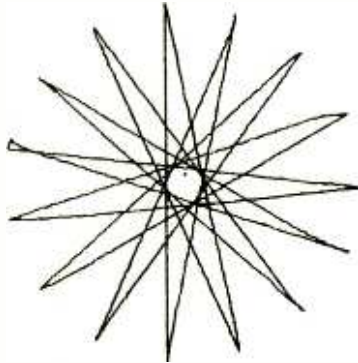
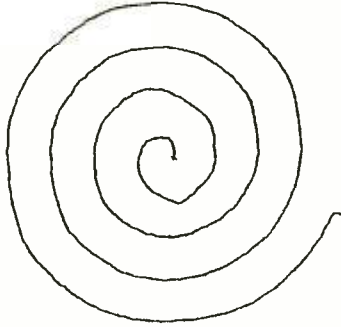
```
120 OUT 704.0
```

By sequencing the motors, X lines or Y lines, or a combination of them, diagonal lines can be drawn. With additional programming, arcs and circles can be developed.

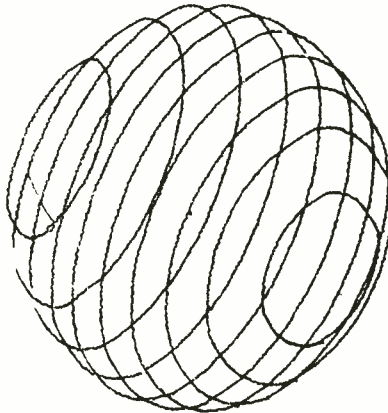
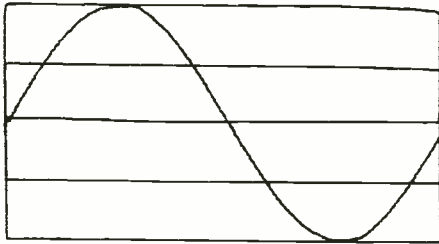
#### Banner program

The file posted on the *Electronics Now* BBS contains a banner program that accepts a text message for printing and plots each letter of the message. The sample program given here

# ELECTRONICS NOW



## SINE WAVE



HERE ARE SEVERAL EXAMPLES OF output from the author's prototype plotter, shown below.

will help you to learn plotter programming. It defines each of the 26 capital letters. All letters are defined by 10 pulses. Each pulse step can be either be a line, a quarter arc, a pen lift and a move command. Each step is given X and Y directions to move the pen.

For example, the letter B is defined by:


- 1,0,60**, Draw a line 60 steps up.
- 1,15,0**, Draw a line to the right 15 steps.
- 2,15,-15**, Draw an arc down and to the right, 15 by 15 steps.
- 2,-15,-15**, Draw an arc down and to the left, 15 by 15 steps.
- 1,-15,0**, Draw a line to the left 15 steps.
- 1,15,0**, Draw a line to the right 15 steps.
- 2,15,-15**, Draw an arc down and to the right, 15 by 15 steps.
- 2,-15,15**, Draw an arc down to the left 15 by 15 steps.
- 1,-15,0**, Draw a line to the left 15 steps.
- 3,35,0**, Move to the right 35 steps for the next letter.

The main loop looks up each character in the message and moves the pen the number of steps defined for each character until all of the characters are drawn.

The line and arc subroutines listed will move the pen in the direction desired. To enlarge the characters, increase the scale factor. This will multiply the number of steps required to draw each line.

The delay subroutine allows the stepper motor to dwell long enough for the voltage to reach the value that will step the motor. *Note:* This program was developed on an IBM personal computer with an Intel 80286 microprocessor. Adjustments in delay-time might have to be made for reliable motor stepping if the programming is done on a different computer.

Other computers might speed up the plotter by decreasing the delay time until movement becomes unreliable. If this occurs, additional time can be added to increase motor reliability. With the subroutines included here and innovative programming, almost any kind of line artwork can be drawn.  $\Omega$



AUTHOR'S PROTOTYPE PLOTTER, although simple in construction, was able to produce impressive results.



## RAY MARSTON

THIS LAST ARTICLE ON BIPOLAR junction transistors (BJT) is a potpourri of circuits. Some are practical and some are not so practical, but they can be great fun for experiments. With these circuits you can amplify signals, filter high and low frequencies, generate white noise, and flash lamps. You can also boost DC voltage levels, locate hidden metal objects, and detect rising water. One circuit will even demonstrate the fundamentals of lie detection!

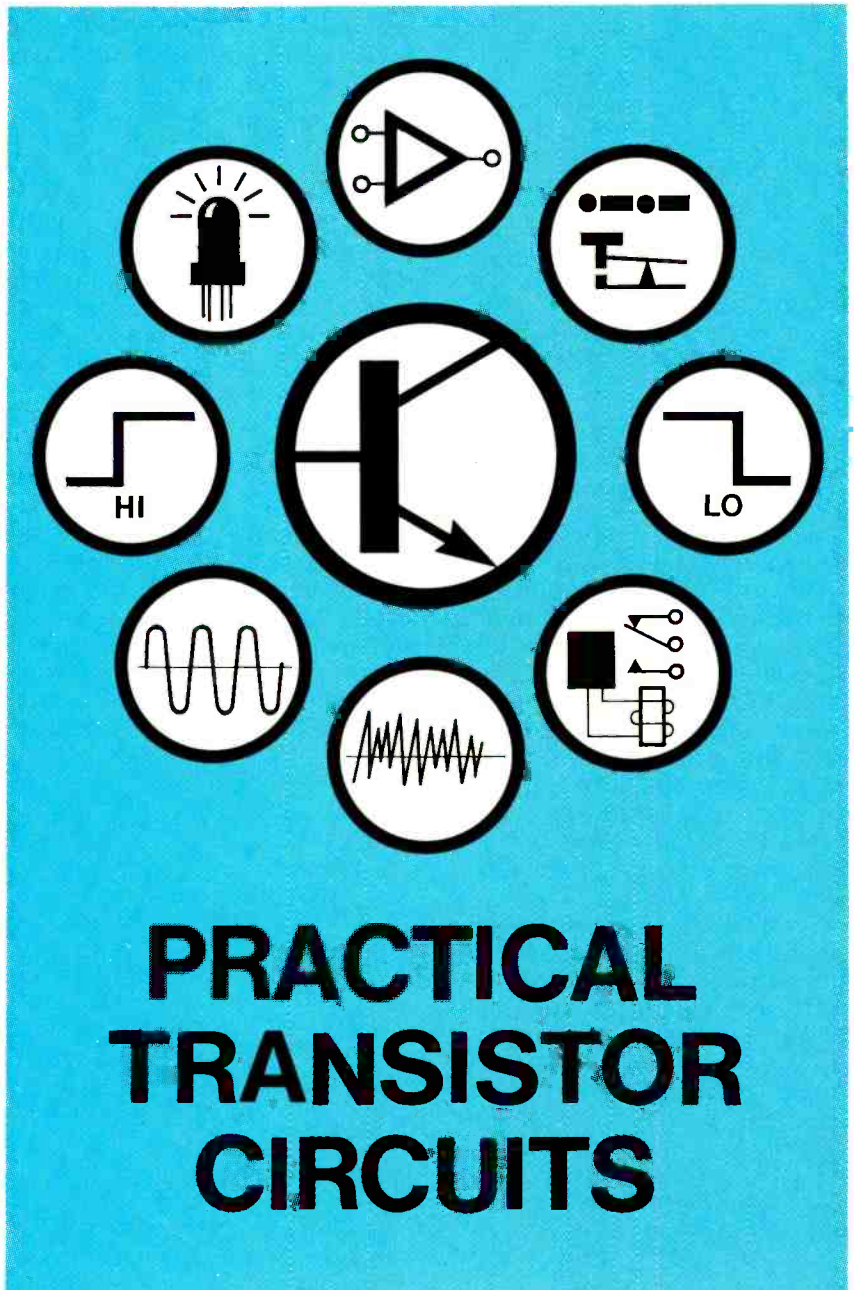
Last month's article concentrated on the operating principles and design options for audio power amplifiers. Earlier topics in this series have included descriptions and schematics for low-power amplifiers, preamplifiers, tone-control circuits, multivibrators, and various oscillators.

### More power amplifiers

Today the easiest way to build a low- to medium-power audio amplifier is to pick an integrated circuit amplifier from a manufacturer's data book and supplement it with additional components recommended in the applications notes in the data book. However, if you just want to learn amplifier principles by experimentation or you have a simple application in mind, you should build the amplifier with discrete transistors.

Figure 1 is a schematic for a general-purpose, low-power, high-gain amplifier based on discrete transistors. A Class A amplifier, it can drive a load such as a speaker or headset with an impedance greater than 65 ohms. The amplifier draws a quiescent current of about 20 milliamperes. However, this drain can be reduced by increasing the value of R3.

Transistors Q1 and Q2 are configured as common-emitter amplifiers; the output of Q1 is directly coupled to the input of Q2. This circuit has an overall voltage gain of about 80 dB. Notice that resistor R3, the emitter load of Q2, is decoupled by capacitor C3 so that the Q2 emitter follows the average col-



# PRACTICAL TRANSISTOR CIRCUITS

**Build these circuits that can amplify, filter, generate white noise, flash lamps, locate hidden metal—and perhaps even detect lies.**

lector voltage of Q1.

The base bias for Q1 is derived from Q2's emitter through R2. With this configuration, the bias is stabilized by negative DC feedback. Input potentiometer R4 serves as the circuit's volume control.

Figure 2 is the schematic for a simple, three-transistor, Class

AB complementary amplifier which can drive about 1 Watt into a 3-ohm speaker load. Transistor Q1, which is configured as a common-emitter amplifier, drives a load that is the sum of speaker SPKR1, resistor R1 and potentiometer R5. Its output voltage is followed and boosted in power by the comple-

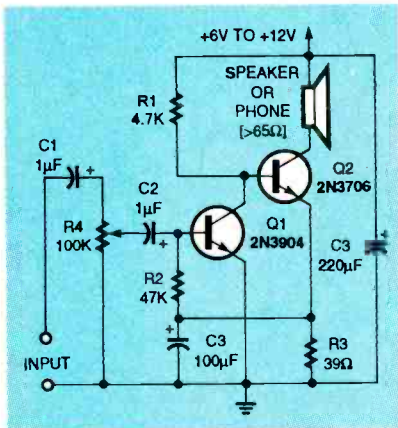


FIG. 1—AUDIO AMPLIFIER with two transistors offers high gain.

mentary emitter-follower stage made up of Q2 and Q3.

The output of the amplifier is fed through capacitor C2 to the junction of SPKR1 and R1 where it provides a low-impedance drive for SPKR1. It simultaneously bootstraps the value of R1 so that the circuit has high-voltage gain. The output is also fed back to Q1's base through R4 so that it produces a base bias through a negative feedback loop.

Carefully adjust trimmer potentiometer R5 to minimize audible signal crossover distortion so that it is consistent with lowest quiescent current consumption that can be measured. To obtain a reasonable value, set the quiescent current from 10 to 15 milliamperes.

Figure 3 shows a more complex audio power amplifier that can deliver about 10 watts into an 8-ohm load when powered from a 30-volt supply. This circuit includes four, high-gain, quasi-complementary output stages (Q3 to Q6). Transistor Q1 functions as an adjustable amplified diode output biasing device in this circuit.

The main load resistor R2 of the Q2 common-emitter amplifier stage is bootstrapped by C2 and DC biased by R3. This network should set the quiescent output voltage at about half the power supply value. If it does not, alter the value of R3. The upper frequency response of the amplifier is restricted by C3, which enhances circuit stability. In addition, capacitor C5 is wired in series with R8 across

the output of the amplifier to increase circuit stability. The amplifier should be set up initially as was described for the circuit in Fig. 2.

### Scratch/rumble filters.

Today, with the widespread acceptance of compact discs (CDs), 33 $\frac{1}{3}$  rpm long-playing (LP) and 45 rpm records are considered to be obsolete. Nevertheless, many people still own large collections of these records, and when played on quality record players, they can still provide many hours of listening pleasure.

Back when those records were popular, unless the record player amplifiers were properly filtered, scratch and rumble noises could interfere with reception. This interference was even more evident in the playing of older 78 rpm discs. While

scratch and rumble are no longer universal problems, the techniques for eliminating them are still interesting.

Scratch noise is essentially sound at a frequency greater than 10 kHz picked up from the disc's surface, while rumble is sound at a frequency typically less than 50 Hz caused by variations in turntable drive motor speed. Each of these noises can be effectively eliminated or attenuated by passing the audio output from the record player through a filter that rejects the annoying parts of the audio spectrum.

The rumble filter in Fig. 4 is a high-pass filter that provides unity voltage gain for all frequencies greater than 50 Hz. However, it provides 12 dB per octave rejection to all frequencies below 50 Hz. For example, attenuation is 40 dB at 5 Hz. Transistor Q1 is configured as an emitter-follower biased at about half the supply value from the low-impedance junction formed by resistors R1 and R2 in parallel with capacitor C3.

However, negative feedback applied through the filter network of R3, C2, C1, and R4 causes an active filter response. The rolloff frequency of the circuit can be altered, if desired, by changing the values of capacitors C1 and C2—provided that they are kept equal. For example, if the values of C1 and C2 are reduced 50% from 0.220 to 0.110 microfarads, the rolloff frequency will be doubled to 100 Hz.

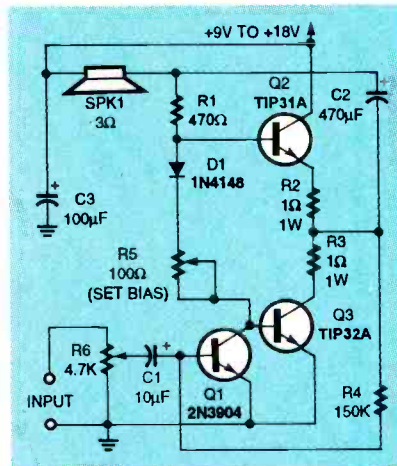


FIG. 2—AUDIO POWER AMPLIFIER with three transistors has a 1-watt output.

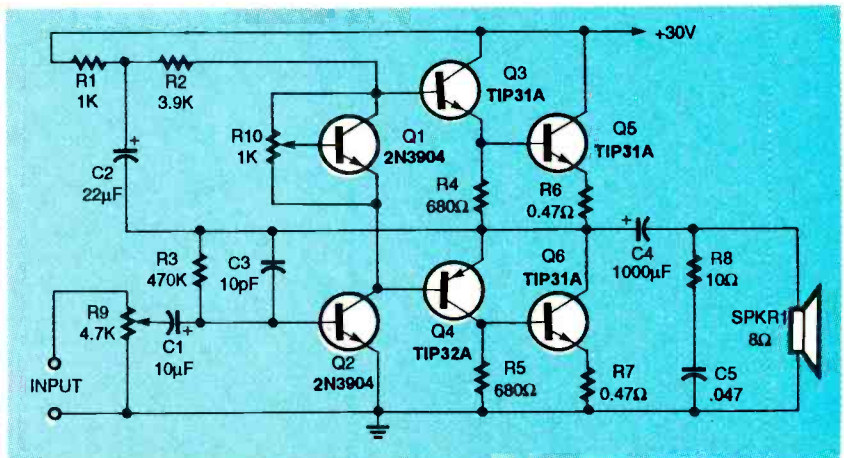


FIG. 3—AUDIO POWER AMPLIFIER WITH SIX TRANSISTORS has a 10-watt output.



The scratch filter circuit of Fig. 5 acts as a low-pass filter that provides unity voltage gain to all frequencies below 10 kHz, but it rejects all frequencies above 10 kHz at 12 dB per octave. This circuit resembles Fig. 4 except that the positions of the resistors and capacitors are transposed in the network consisting of C2, R4, C4, and R5.

The rolloff frequency of that circuit can be altered, if desired, by changing the values of C2 and C4. For example, if both are increased from 0.0022 to 0.0033 microfarads, the rolloff frequency is reduced from 10 kHz to 7.5 kHz.

The circuits of Figs. 4 and 5 can be combined to make a composite scratch and rumble filter. The output of the high-pass filter is connected to the input of the low-pass filter. If desired, bypass switches can be installed in the individual filter

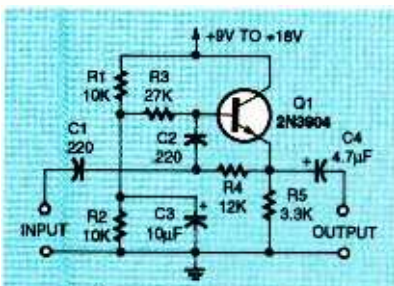


FIG. 4—HIGH-PASS FILTER eliminates 50-Hz record player "rumble".

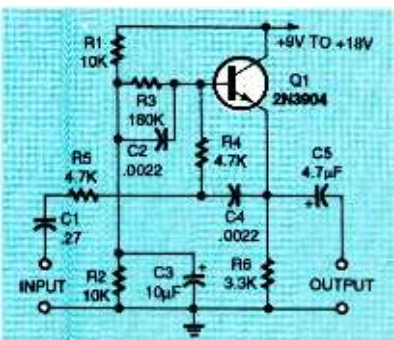


FIG. 5—LOW-PASS FILTER eliminates 10-kHz record player scratch noise.

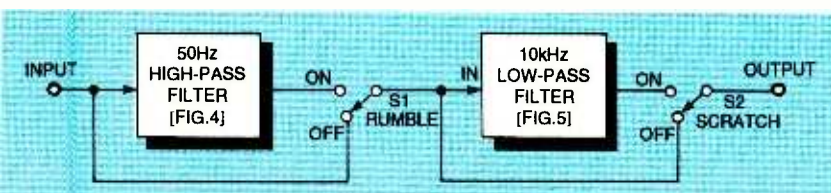


FIG. 6—COMPOSITE SWITCHABLE SCRATCH AND RUMBLE filter circuit.

sections so that the filters can easily be switched in and out of circuit. This change is illustrated schematically in Fig. 6.

It's worth noting that if the circuits of Figs. 4 and 5 are built on a single board, three components can be saved by making the biasing network composed of resistors R1 and R2 and capacitor C3 common to both filter circuits.

### Noise circuits

White noise is a steady hissing sound obtained by mixing a full spectrum of randomly generated audio frequencies, each having equal sound power when averaged over time. White noise can be heard by tuning an FM radio receiver to that part of the band where no nearby stations can be heard. It is intentionally generated for testing audio- and radio-frequency amplifiers. It can also be an effective sleep aid because it masks random background noises from voices, passing vehicles, car horns, closing doors, and other sources.

Figure 7-a is the schematic for a simple but useful white noise generator based on the inherent white-noise generation capability of a reverse-biased Zener diode. In this circuit, resistor R2 and Zener diode D1 form a negative-feedback loop between the collector and base of common-emitter amplifier Q1.

This loop stabilizes the DC working levels of the circuit, and capacitor C1 decouples the AC. As a result, D1 becomes a white-noise source in series with the base of the Q1, which amplifies that noise to a useful level of about 1 volt, peak-to-peak.

The base-emitter junction of any silicon transistor can function as a noise-generating Zener diode if its junction is re-

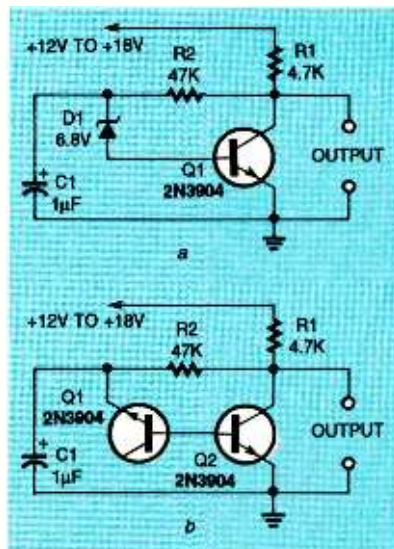


FIG. 7—WHITE NOISE GENERATORS with a transistor and Zener diode (a), and one with two transistors (b).

verse-biased to its breakdown level. This breakdown typically occurs in a 2N3904 small-signal BJT at about 6 volts. Figure 7-b shows the schematic of a two-transistor, white-noise generator. In this circuit Q1 acts as a Zener diode.

Audio noise can be annoying, especially if you are trying to listen to a very weak broadcast station. You might find that the peaks of unwanted background noise completely swamp the broadcast signal, making it unintelligible. It is possible to overcome this problem with the noise limiter circuit shown in Fig. 8.

In this circuit, both the signal and the noise are fed to amplifier Q1 through potentiometer R3. Transistor Q1 amplifies both waveforms equally, but diodes D1 and D2 automatically limit the peak-to-peak output swing of Q1 to about 1.2 volts. If R3 is adjusted so that the signal output is amplified to this peak level, the noise peaks will not exceed signal output. Therefore, the received signal will be far more intelligible.

### Astable multivibrators

The astable multivibrator or square-wave generator circuit is versatile. Figure 9, for example, shows how it can flash two light-emitting diodes (LED) about once per second. Its flash rate is controlled by the time-

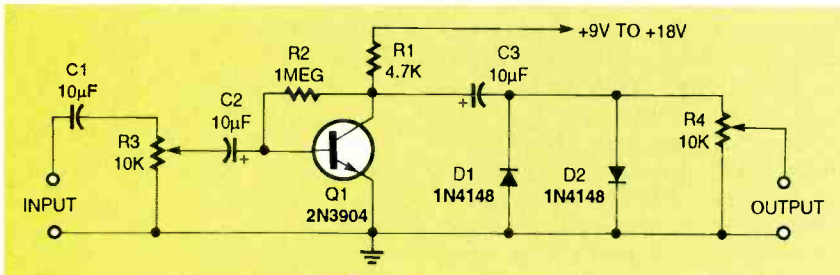


FIG. 8—NOISE LIMITER CIRCUIT improves the reception of weak broadcast stations.

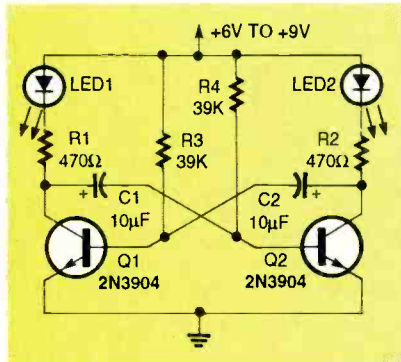


FIG. 9—TWO-LED FLASHER circuit can attract attention.

constant values of resistive-capacitive combinations of R4 and C1 and R3 and C2.

The LEDs are in series with the collectors of transistors Q1 and Q2, and they flash on and off symmetrically out-of-phase with each other. The flash rate can be changed by altering the values of either R4 and C1 or R3 and C2. You can also replace one of the LEDs with a short circuit to make the circuit a one-LED flasher.

Figure 10 is a simple variation of the Fig. 9 astable multivibrator. This circuit generates an asymmetrical waveform at about 800 Hz, which is fed to speaker SPKR1 and limiting resistor  $R_X$  in the collector circuit of Q2. A monotone audio signal is generated when switch S1 is closed.

This circuit becomes a simple sound generator if S1 is a simple on-off switch, or it can be a Morse-code practice oscillator if a telegrapher's key is substituted for S1. The frequency of the generated tone can be changed by altering the values of either or both capacitors C1 and C2.

Figure 11 shows how an astable multivibrator can act as a signal injector-tracer for testing radio receivers. When S1 is in the INJECT position 1, tran-

sistors Q1 and Q2 are configured as a 1-kHz astable multivibrator. With that setting, a sharp squarewave signal is sent to the PROBE terminal through R1 and C1.

That waveform, which is rich in harmonics, will produce an audible output through a radio's loudspeaker if it is injected into any audio- or radio-frequency stage of an amplitude-modulated radio. By selecting a suitable injection point, the injector can help in troubleshooting a defective radio.

When S1 is switched to TRACE

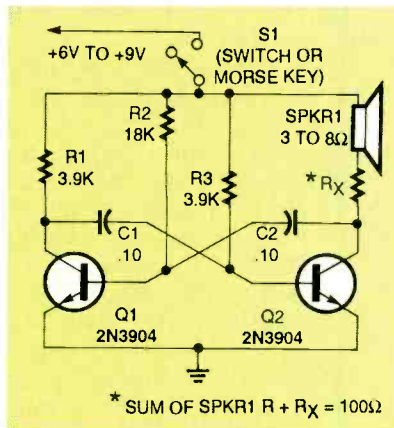


FIG. 10—MORSE-CODE PRACTICE oscillator is a multivibrator with a telegrapher's key.

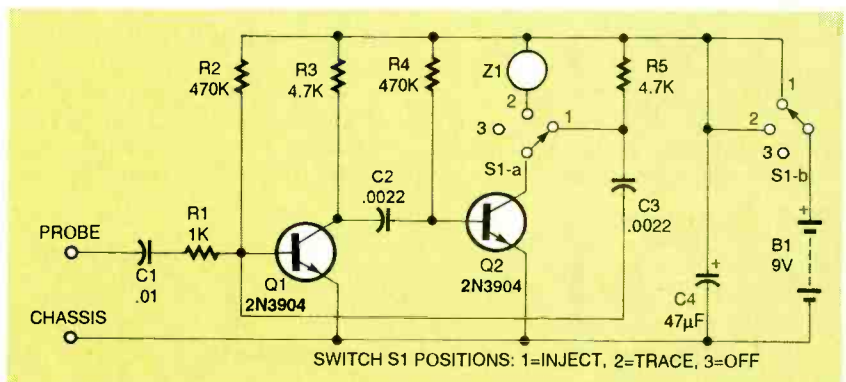


FIG. 11—AUDIO-RADIO SIGNAL INJECTOR and tracer will help in troubleshooting ailing radios.

position 2, the circuit is configured as a cascaded pair of common-emitter amplifiers. The PROBE input feeds the base of Q1 and Q2's output driving headphone Z1. Consequently, any weak audio signal fed to the PROBE will be amplified directly and heard in the headphone.

Similarly, any amplitude-modulated radio-frequency signals that are fed to the PROBE will be demodulated by the non-linear response of transistor Q1, and the resulting audio signal will be amplified and heard in the earphone. If the PROBE is connected at suitable test points in a radio, the tracer can troubleshoot faults.

### LC oscillators.

Many applications can be found for inductance-capacitance (LC) oscillators in test equipment and practical circuits. Figure 12 is a *local oscillator* or *beat-frequency oscillator (BFO)*. Transistor Q1 is configured as a conventional Hartley oscillator with a modified 465 kHz intermediate frequency transformer as its collector load.

If the internal tuning capacitor of the transformer is removed, variable capacitor C1 becomes the tuning control of a variable-frequency oscillator. The output frequency can be varied from well below 465 kHz to well above 1.7 MHz.

Any radio capable of receiving broadcast band frequencies will detect the oscillation frequency if it is placed near the signal generator circuit. If the signal generator is tuned to the inter-



mediate frequency of a radio, a beat note can be heard. This will permit continuous-wave or single-sideband transmissions to be detected.

Figure 13 is a modification of Fig. 12 without a transformer secondary. When the circuit is functioning with a nearby radio receiver acting as a detector and amplifier, it becomes a simple metal object locator. Oscillator coil L1 is made by winding 30 turns of wire tightly on a 3- to 4-inch diameter plastic core or

bobbin about 1 inch long. It becomes a *search head* or *sensing coil* when it is connected to the circuit with a 3-wire cable.

The search head or sensor can be mounted at the end of a long wooden or plastic handle if you want to use the circuit as a classic ground-sweeping metal detector. Similar circuits can detect buried treasure or military mines that include at least some metal parts. However, the complete circuit can be housed in a handheld case if you want to locate metal pipes or wiring that are hidden behind walls that are made of brick, wood, or plasterboard.

The operation of the object locator circuit in Fig. 13 depends on the presence of a metal object that will interfere with coil L1's electromagnetic field. The interfering object changes both the inductance value of L1 and the frequency of the field. The presence of the metal object can be detected by a battery-portable broadcast band radio held close to the locator circuit. It senses the frequency shift and gives out an audible screech.

To detect a hidden metal object, first tune the radio to a local station, and then adjust C1 so that a low-frequency *beat* or chirp is heard from the radio's speaker. This beat note will change significantly if the locator circuit is placed near the hidden metal object.

Figure 14 shows the Hartley oscillator used as a DC-to-DC converter. It is capable of converting the output of a 9-volt battery to 300-volts DC. Transformer T1 is a 9-0-9-volt to 250-volt transformer. Its pri-

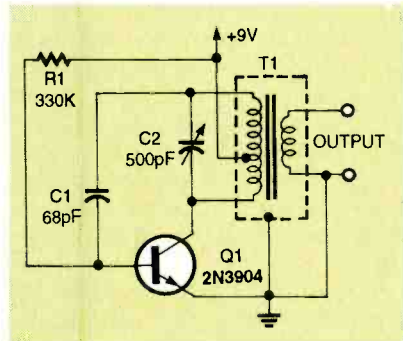


FIG. 12—BROADCAST BAND SIGNAL generator/beat-frequency oscillator.

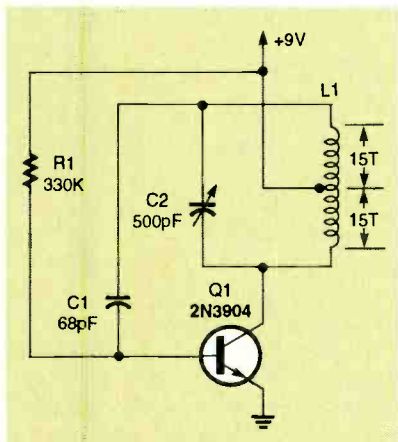


FIG. 13—METAL OBJECT locator can hunt for hidden metal pipes or wires.

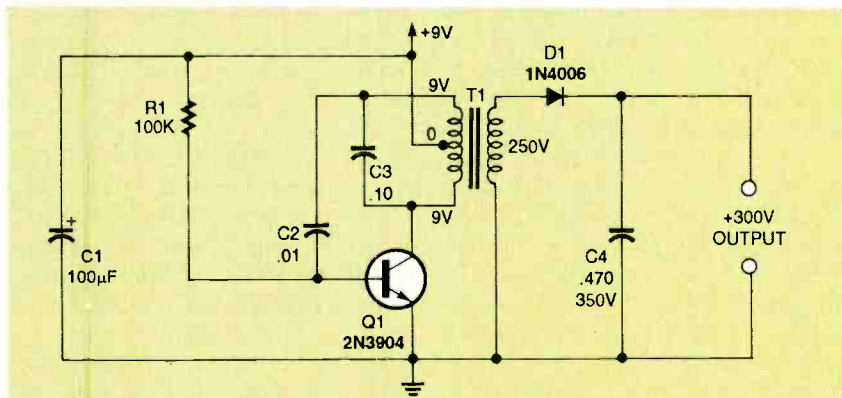


FIG. 14—DC-to-DC CONVERTER CIRCUIT BOOSTS 9 volts to 300 volts.

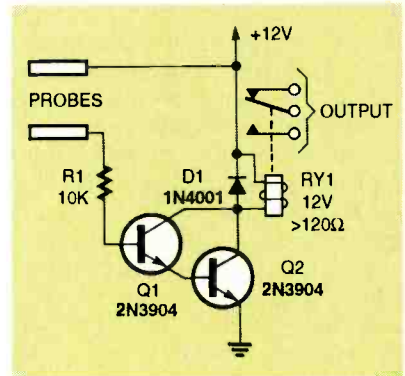


FIG. 15—RELAY CIRCUIT IS activated when probes are immersed in water.

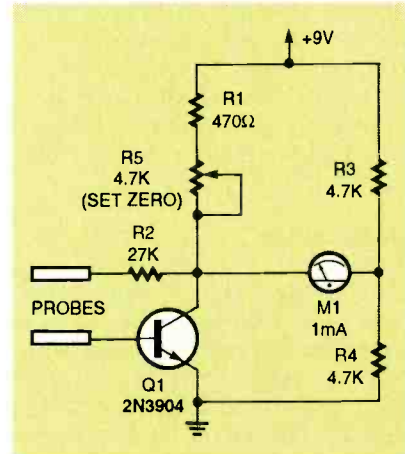


FIG. 16—SIMPLE "LIE DETECTOR" circuit is suitable for experiments and fun.

mary forms the inductance (L) part of the oscillator.

The supply voltage is stepped up to a peak of about 350 volts at T1's secondary. This wave-form is rectified by half-wave rectifier diode D1, and it charges capacitor C4. With a permanent load, the output falls to about 300 volts at a load current of a few milliamperes. *Caution:* Without a permanent load across C4, the capacitor can deliver a powerful but non-lethal shock to the unwary.

### Conductive water switch

A relay switch in a circuit that can be activated when a pair of probes come in contact with water can be very useful around the home or on a boat. It might, for example, indicate flooding of a basement, or water in the bilges of a boat. Figure 15 is a conductive-water-operated relay. Transistors Q1 and Q2 are a Darlington pair configured as a common-emitter, and relay coil RY1 is the collector load.

The circuit relay is normally open (NO), but it is activated when the probes are placed across a resistance path that has a value generally less than several megohms. Most potable tap water has a bulk resistance below this value, so this circuit will work as a water-level relay switch. Relay RY1 can activate a pump or alarm. However, the presence of salt in the water (or sea water) has higher conductivity, and it can enhance the effectiveness of the detection circuit.

Because the conductivity of human skin has about the same resistance range as ordinary tap water, placing the probes in contact with human skin can also serve to activate the relay.

### Lie detector

Figure 16 is a simple Wheatstone bridge "lie detector." However, because of the possible errors in the output of this circuit, its use should be confined to games or informal experiments. The circuit's operation

is based on the knowledge that the resistance of human skin changes as a result of changes in the emotional state of the subject.

The bridge of this detector circuit is formed by resistor R1 and potentiometer R5 in one arm, R3 in a second arm, R4 in a third arm, and transistor Q1 (with a probe in its base circuit) in the fourth arm.

A milliammeter with its zero point at the center of the scale is connected across the bridge. It serves as a bridge-imbalance detector. Resistor R2 in series with the second probe is attached to the junction between Q1's collector and the low side of potentiometer R5. Large bare copper bars or silver spoons can be used to make suitable probes.

The probes should be taped or strapped directly to the skin on the subject's hand or arm, separated by at least several inches. When the subject is relaxed and his or her skin resistance reaches a stable value, adjust potentiometer R5 to obtain a

null on milliammeter M1. The subject can then be questioned about the truth or falsity of emotionally loaded or embarrassing subject—in fun, of course.

The subject's skin resistance will change in response to questions of that kind if they are phrased correctly. The bridge should be unbalanced if the subject reacts emotionally to the questions. Experiments of this kind are often performed by students taking college-level experimental psychology lab courses, but the equipment that they use is usually more sophisticated and sensitive than this circuit.

Professional lie detectors typically factor in changes in the subject's respiration and pulse rate measured by other sensors to supplement the skin-resistance changes. The output of the machine is in the form of pen traces on a moving paper strip. Nevertheless, you might be surprised with the results you get experimenting with this simple circuit.  $\Omega$

## NEW LITERATURE

*continued from page 29*


ate, audio, video, and radio frequencies. You will also find linear and switching power supplies, digital, and optoelectronic circuits. Moreover, amplifiers, regulators, oscillators, and signal waveform generators are covered. And you'll find information on voltage-to-frequency, analog-to-digital and digital-to-analog conversion, temperature sensing, and machine control.

All the circuits are grouped by function, and a specific troubleshooting approach is outlined for each circuit category. The book also lists proven component values the circuits, and includes suppliers of those components and their mailing addresses.

**1000 AutoCAD Tips and Tricks: Third Edition; by George O. Head and Jan Doster Head. Ventana Press, P. O. Box 2468, Chapel Hill, NC 27515; Phone: 919-942-0220; Fax: 919-942-1140; \$27.95.**

This tips and tricks book is based on the authors' years of accumulated trial and error experience in working with AutoCAD. The book is organized into a compendium of practical techniques and shortcuts covering AutoCAD versions through Release 12. Arranged by skill level in "Beginning," "Intermediate," and "Advanced" sections, it offers useful advice on all the newest AutoCAD features.

For example, you'll learn how to use state-of-the-art dialog boxes for functions ranging from plotting to programming and how to



**CIRCLE 329 ON FREE INFORMATION CARD**

manipulate new drafting tools such as grips and instant "hot" keys. The text explains how to pass information directly from AutoCAD to a database with Automatic Sequel Extension, and how to take advantage of the user-friendly features of the Windows version of AutoCAD. The book illustrates the creative use of AutoShade renderings and PostScript images inside the AutoCAD drawing and outputting to a variety of reader formats. Drawing and editing tips are included, and

you'll learn about AutoLISP programs that speed up work, and 3D shortcuts and enhancements.

This third edition contains three new chapters that discuss AutoCAD release 12. They include hundreds of never-before published tips, and a new section filled with hints and tips for working with AutoCAD Windows. Purchasers of the book are eligible to receive two free newsletters that keep users informed on AutoCAD updates.

**WordPerfect 6.0 for IBM PC Quick Reference Guide; by Deborah J. Miller. DDC Publishing, 14 East 38th Street, New York, NY 10016; Phone: 800-528-3897; \$8.95.**

This spiral-bound, pocket-size reference book on WordPerfect 6.0 is

*Continued on page 74*



GREGG A. CAMPBELL

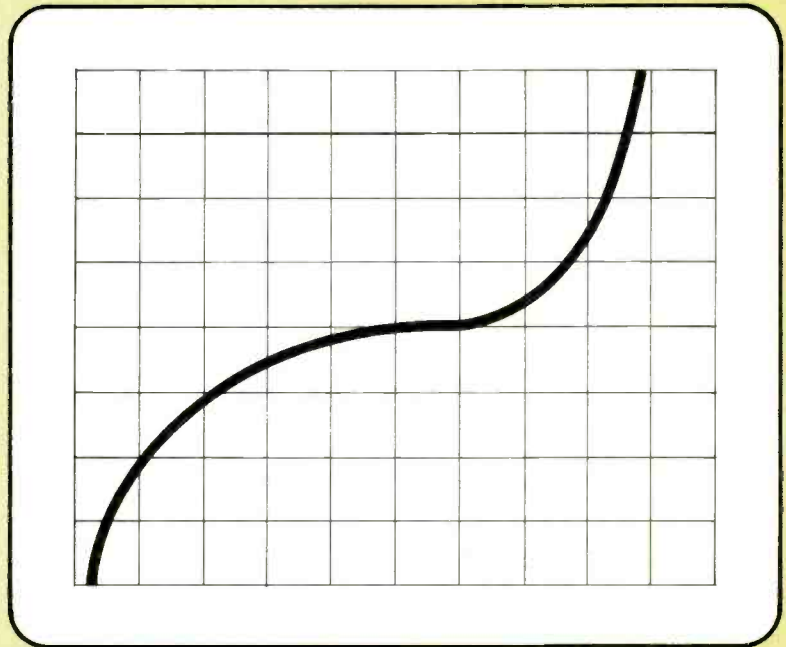
ANALOG SIGNAL ANALYSIS IS A useful troubleshooting "tool" that permits you to find faulty components in unpowered circuits. The method has been known for years, but with the introduction of specialized test instruments, its use has declined. Nevertheless, it is still a valid method, and it might prove to be better than more conventional alternatives in troubleshooting situations.

To perform analog signal analysis you will need a voltage source with a standard resistor and an oscilloscope. This test method can prove effective in situations where more specialized test equipment is unavailable or inconvenient to use. Under certain circumstances, it might even save you the time taken to replace suspected parts, and it could save you the cost of buying specialized test instruments that you seldom use.

This article explains how to build a simple test fixture consisting of an AC voltage source and a standard resistor for performing the test method. To get started, you will want to determine the oscilloscope, pattern "signatures" or voltage vs. current plots obtained from a wide variety of satisfactory passive and active components to serve as references.

If you apply a voltage source across a resistor, capacitor, transformer, diode, transistor, or other component known to be good, you will obtain a distinctive oscilloscope pattern. If the components are faulty, the oscilloscope patterns obtained

# ANALOG SIGNATURE TROUBLESHOOTING



**Learn to troubleshoot components and circuits with a voltage source, oscilloscope, and "signatures" that provide "pass-fail" information.**

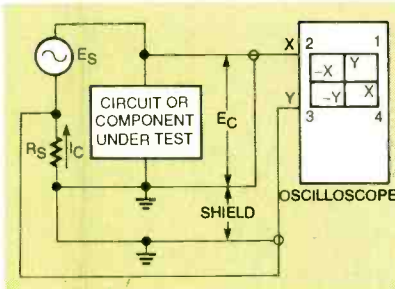


FIG. 1—AN ANALOG SIGNAL-ANALYSIS SETUP contains a voltage source ( $E_S$ ) and a current-sense resistor ( $R_S$ ) in series with the component or circuit under test.

will differ from those taken from known good parts, indicating a fault. It is also possible to discriminate between a weak and a failed component.

Refer to the analog signal analysis test setup shown in Fig. 1. It contains an alternating current voltage source ( $E_S$ ) and a current-sensing resistor ( $R_S$ ) in series with the component or circuit under test. The current through  $R_S$  must be equal to the current through the component

under test ( $I_C$ ).

If  $I_C$  increases or decreases, the voltage across  $R_S$  can be sampled and applied to the Y-axis input of an oscilloscope to deflect the beam vertically. This deflection is directly related to the current flow in the component or circuit under test. To obtain horizontal deflection, sample the voltage drop across the component under test ( $E_C$ ) and apply it to the X-axis input of the oscilloscope.

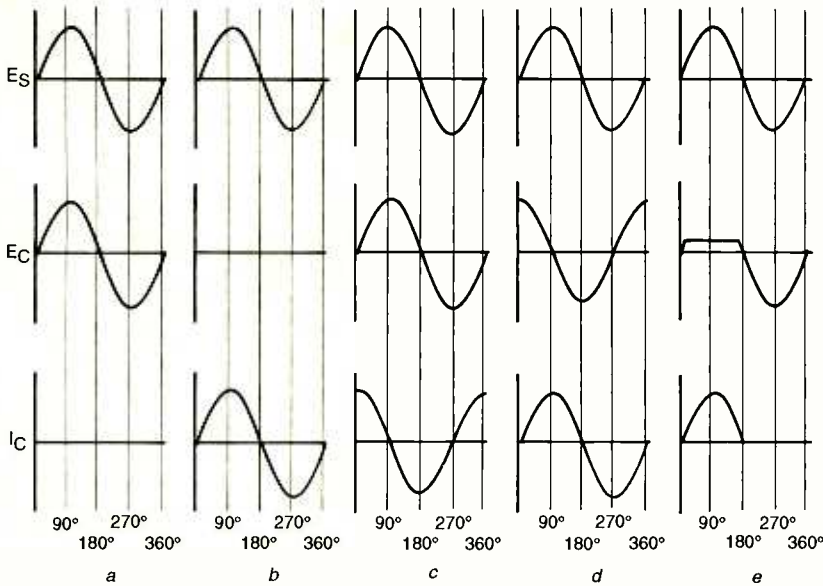


FIG. 2— $E_C$  AND  $I_C$  PLOTTED AGAINST THE PHASE ANGLE OF  $E_S$  for an open circuit (a), a short circuit (b), a capacitor (c), an inductor (d), and a diode (e).

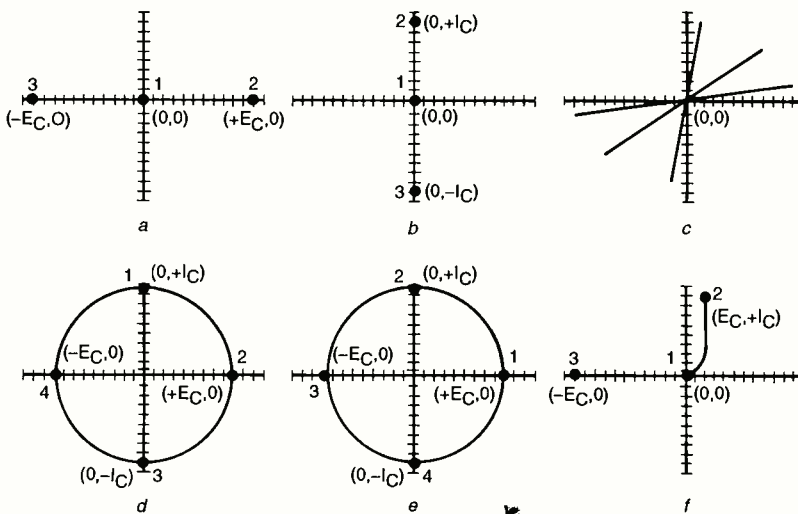


FIG. 3—THESE CARTESIAN COORDINATE GRAPHS provide accurate representations of the signatures of each component. The signature of an open circuit is a horizontal line (a), a short circuit is a vertical line (b), a resistor is a diagonal line (c), both capacitor and inductor show a circle (d and e, respectively), and a diode, leg-shaped trace (f).

Preliminary analog signatures taken on sample components and circuits will provide the necessary reference information to make analog "signatures" useful. If  $E_C$  is applied to the X input to determine X-axis deviation, and the equivalent of  $I_C$  is applied to the Y input to determine Y-axis deviation, this will give coordinates in the form of  $E_C$  vs.  $I_C$ .

After testing typical components you will be able to compile a collection of "signatures" or oscilloscope patterns of voltage

vs. current for future reference.

Analog signal analysis is not a new method. Although it was well known to many engineers and technicians years ago, it fell into disfavor with the introduction of many new and sophisticated test instruments. This is unfortunate because, in addition to eliminating the need for specialized testers in places where they might not be readily available, it will permit you to analyze circuits in situations where it is advisable to perform tests with the power off.

Figure 2 (a–e) shows the amplitudes of  $E_C$  and  $I_C$  plotted against the phase angle of  $E_S$  for various components. In Fig. 3 these values have been transferred at  $0^\circ$ ,  $90^\circ$ ,  $180^\circ$ ,  $270^\circ$ , and  $360^\circ$  to Cartesian coordinate graphs to give accurate representations of the signature of each component.

The values shown for  $E_C$  and  $I_C$  in Fig. 2-a apply to an open circuit. With an open circuit there is no path for current flow, so  $I_C$  is equal to 0. At  $0^\circ$ ,  $E_C$  and  $I_C$  are equal to zero, indicated as point 1 in Fig. 3-a. At the  $90^\circ$  mark,  $E_C$  is at its maximum positive value while  $I_C$  remains at zero (point 2 in 3-a). At  $180^\circ$  the plot is back at point 1, with  $E_C$  returning to zero and  $I_C$  unchanged. The  $270^\circ$  mark shows  $E_C$  at its maximum negative value while  $I_C$  again remains at zero, point 3 in 3-a. The  $360^\circ$  mark brings the plot back to the starting point 1. By connecting the points together as shown in 3-a, it can be seen that an open-circuit signature is a simple horizontal trace.

In Fig. 2-b, the values of  $E_C$  and  $I_C$  are shown for a short circuit.  $E_C$  is equal to 0 because  $E_C = (I_C R_C)$ , which is equal to  $(I_C 0)$ . Figure 3-b shows the short-circuit values of  $E_C$  and  $I_C$  plotted for the same five phase angles used in the first example. Connecting the points together shows a vertical line centered on the Y axis, which is the signature of a short circuit.

Figures 3-a and -b can be considered to be the signatures for two resistors. The first of these resistors would have infinite resistance, while the second resistor would have a value of zero ohms. If the resistance were to be decreased from infinity toward zero, the signature line would rotate counterclockwise into quadrants 1 and 3, with coordinate (0,0) being the pivot point; Figure 3-c is the signature of a resistor.

The signatures for an open circuit, a short circuit, and a resistor have been given. Now consider the signatures obtained from reactive components. Figure 2-c shows the values of  $E_C$  and  $I_C$  for a capaci-



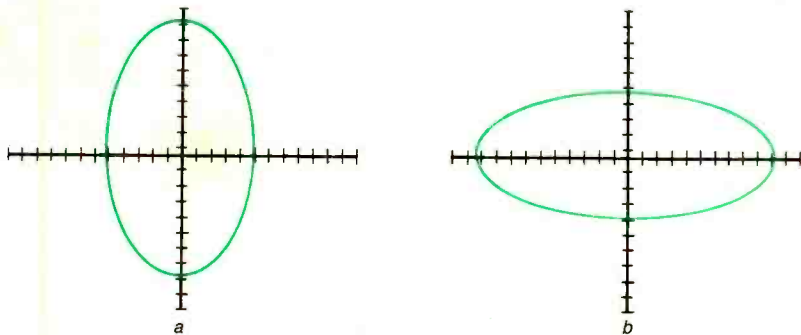


FIG. 4—IF FREQUENCY OR CAPACITANCE INCREASES, the impedance will decrease and there will be a decrease in voltage dropped across the capacitor ( $E_C$ ) and an increase in current ( $I_C$ ). That generates an ellipse centered on the Y axis (a). If either or both values decrease, the ellipse will be centered on the X axis (b).

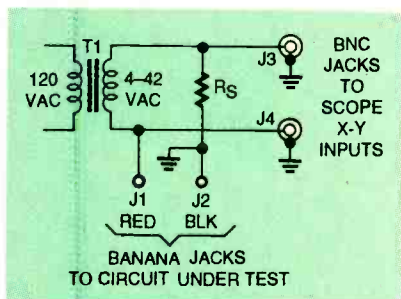


FIG. 5—TEST-FIXTURE SCHEMATIC. You must select test circuit components depending on the components that you intend to test (see text).

$E_S$ (RMS)	$I_{C\text{MAX}}$
4 - 7V	135 mA
7.1 - 10.6V	9 mA
10.7 - 42V	.6 mA

tor. Notice that  $E_C$  lags  $I_C$  by  $90^\circ$  and has a value of zero at  $0^\circ$  while  $I_C$  is already at its maximum positive value; Figure 3-d shows this as point 1. The  $90^\circ$  mark of Fig. 2-c is indicated as point 2 in 3-c where  $E_C$  increases to its maximum positive

value and  $I_C$  decreases to zero. Plotting the values from Fig. 2-c for  $180^\circ$ ,  $270^\circ$ , and  $360^\circ$  gives points 3, 4, and back to 1 in Fig. 3-d. By connecting the points together you will have plotted a circle, the signature for a capacitor.

The values of  $E_C$  and  $I_C$  for an inductor are shown in Fig. 2-d; notice how  $E_C$  leads  $I_C$  by  $90^\circ$ . At  $0^\circ$ ,  $E_C$  is already at its maximum positive value while  $I_C$  is at zero (point 1 in Fig. 3-e. At the  $90^\circ$  mark in Fig. 2-d,  $E_C$  is equal to zero, and  $I_C$  is at its maximum positive value. That is shown as point 2 in Fig. 3-e. The values shown in Fig. 2-d can be transferred at  $180^\circ$ ,  $270^\circ$ , and  $360^\circ$  to complete the graph of Fig. 3-e giving points 3 and 4, and then returning to point 1.

Connecting those points shows that an inductor also has a circle signature. Note that the inductor's circle is developed in the opposite direction from that of a capacitor. However this opposite rotation cannot be seen

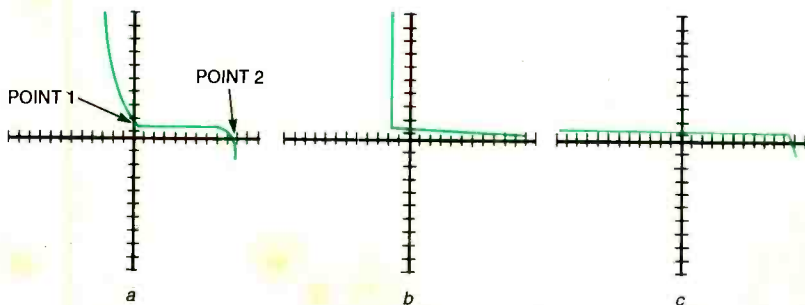


FIG. 6—WITH A SMALL-SIGNAL TRANSISTOR mounted on a breadboard and the test probes connected across the base-emitter junction, you should see a pattern similar to the trace in (a), where point 1 is the forward-biased diode junction and point 2 is the reverse-biased breakover of the diode junction. The base-collector junction is shown in (b). By connecting the test probes between the collector and emitter you should see a trace like (c).

when comparing the two signatures on your oscilloscope.

There are several important factors to keep in mind when working with reactive components. For instance, the CRT display will be a perfect circle only if the capacitor's impedance is equal to  $R_S$  at the test signal frequency.

For a capacitor,  $X_C = \frac{1}{2\pi fC}$ , where  $X_C$  is the capacitive reactance (impedance),  $f$  is the test-signal frequency, and  $C$  is the capacitance. By using that formula, it can be seen that if either frequency or capacitance increases, impedance will decrease. With a decrease in impedance, there will be a decrease in voltage dropped across the capacitor ( $E_C$ ) and an increase in current ( $I_C$ ). That affects the signature by generating an ellipse centered on the Y axis. If either or both values decrease, the ellipse will be centered on the X axis. This is shown in Figs. 4-a and 4-b, respectively.

The formula for inductive reactance is  $X_L = 2\pi fL$ , where  $X_L$  is the inductive reactance (the impedance),  $L$  is the inductance, and  $f$  is the test-signal frequency. An increase in either frequency or inductance causes an increase in impedance, which causes an increase in  $E_C$  and a decrease in  $I_C$ . The result is an ellipse centered on the X axis as shown in Fig. 4-b. A decrease of inductance or frequency produces a decrease in impedance, which decreases  $E_C$  and increases  $I_C$ , producing an ellipse centered on the Y axis as shown in Fig. 4-a.

The signatures shown so far are those generated by passive components. The next step is to develop the signature of an active component. An ordinary diode will be used as the example because, in general, active devices are composed of diode junctions.

$E_C$  and  $I_C$  for a diode are shown in Fig. 2-e. Note that  $E_C$  increases in a positive direction until the diode becomes forward-biased. At that point  $E_C$  will not exceed the forward voltage drop of the diode. Simultaneously,  $I_C$  increases and con-

tinues increasing as  $E_S$  increases. When  $E_S$  falls below the diode's forward bias voltage,  $E_C$  follows  $E_S$ , and  $I_C$  decreases to zero (see Fig. 3-f).

The exact value of the forward voltage drop is not critical here. When checking active components, it is important that you see a sharp junction break-over. That's where any weaknesses in semiconductor devices can be detected.

### Test fixture

It's easy to build a power-source test fixture that will let you perform analog signal analysis on circuits and components. The test circuit is generic in that the selection of components depends on what you intend to test with it. Figure 5 shows the test circuit.

Most step-down transformers will work well as voltage sources. Table 1 lists voltage ranges and specifies the maximum short-circuit current. The current ratings will ensure that no active device being tested can be damaged by the test signal. All voltages and currents are in root mean square values.

To find the value for  $R_S$ , look up the transformer's output voltage in Table 1 and use the formula:

$$R_S = E_C / I_{C\text{MAX}}$$

If that formula gives you a resistance value that's not readily available, choose the closest higher value you can find. For example, if you calculate a value of 833 ohms for  $R_S$ , a resistor of 910 or 1000 ohms will work well.

The enclosure size is determined by the size of the transformer you have chosen. After selecting an enclosure, drill holes in the front panel for mounting banana jacks J1 and J2, and in the rear for BNC jacks J3 and J4, and mount them all in place. Be sure to isolate the BNC jacks from the chassis if you use a metal enclosure.

Determine the BNC jack that is to be connected to the X-axis and the one that is to be connected to the Y-axis, and mark them at this time. Mount the transformer in the enclosure

and point-to-point wire the components together as shown in Fig. 5.

To check out the test fixture, set your scope in the X-Y mode and connect the X and Y outputs to the scope inputs. Also connect a set of test leads to J1 and J2. After power is applied to both the scope and the test fixture, you should see a horizontal trace on the CRT. Adjust the scope's horizontal input amplifier and position its controls to obtain a centered trace with full-scale deflection. By short-circuiting the test leads together you should see a vertical trace. Adjust the scope's vertical input amplifier for full-scale deflection with its probes short-circuited.

### Operation

Mount a small-signal transistor on a breadboard and connect the test probes across the base-emitter junction. You should see a trace similar to the one in Fig. 6-a, where point 1 is the forward-biased diode junction and point 2 is the reverse-biased breakover of the diode junction. The actual point of the reverse break-over will depend on the source voltage and the junction's ratings. The results in Fig. 6 are normal and do not indicate device failure.


Figure 6-b shows the plot of a base-collector junction. Notice there is no reverse breakover here because transistors have a much higher reverse-voltage rating on their base-collector junctions than they do on their base-emitter junctions. By connecting the test probes between the collector and emitter you should see a pattern similar to that shown in Fig. 6-c.

The best way to gain experience with this test circuit is by using it. Select some known good circuits and components and determine their signatures. You'll then know what signatures to expect from various components and then be able to use that information to track down all kinds of circuit problems. You'll also have another troubleshooting aid to add to your collection of test methods and equipment.  $\Omega$

## NEW LITERATURE

continued from page 68

the latest in a series of user guides for personal computer software. Illustrated instructions identify the keys and keystrokes necessary to carry out steps. The books minimize the wording and are in a "press this-type that-format.



CIRCLE 330 ON FREE INFORMATION CARD

The "Find it faster because you read less" format will be of most value to the computer user who has read—or tried to read—the guidance publication included with the software and who is familiar with his computer's keyboard layout and characteristics. It offers a time-saving refresher or reminder of steps to get into and out of a procedure.

Short, clear, easy to read instructions in this Quick Reference Guide explain how to get the most out of WordPerfect and take shortcuts whenever they are possible. For most procedures, the book provides up to three different ways to carry them out.

These DDC reference books are small enough to carry around or leave next to your computer. The 56 books in the series cover a wide range of word processing and spread-sheet programs as well as guides to the operating systems for both IBM and compatible PCs and Macs.  $\Omega$



# HARDWARE HACKER

**RBDS services, human-powered vehicles, pinball-machine resources, understanding bus switches, and programmable interconnects.**

**DON LANCASTER**

**H**ere are several updates on previous columns: Fluxgate magnetometer construction information appeared in the January 1994 issue of *RF Design* on pages 24-32. All that's needed are two low-cost ferrite sleeves.

Concerning the Radio Broadcast Data Service (RBDS) information presented in March: The data format is *not* directly compatible with standard serial communications. Instead, RBDS data consists of synchronous blocks that are sent as a burst message of 64 characters. Yes, these can be read by any microcontroller but you cannot just shove the data stream through a plain old serial port.

About 150 FM stations offer RBDS at this time. Las Vegas and Chicago (the sites of the Consumer Electronics Shows) provide the widest variety of coverage.

It is time for a reminder that I have a no-charge helpline that permits me to give you a quick answer to any technical question or a suitable referral. Spending restraints limit this service to U.S. calls only. Reprints of all these columns are available via *GENie* PSRT for about 21 cents each.

Let's look at a new development of great hacker importance...

## Programmable interconnects

One of the main reasons that we've come so far so fast with computers is *programmability*. Custom circuitry is no longer required for all projects. Instead, computers are a "one size fits all" high-volume product that can be "taught" to do many different things.

There are scads of programmable ICs available today: PROMS, which are programmed by blowing internal fuses; PAL, GAL, and PLA logic circuits that have programmable links; flash memory that can take non-vol-

atile "snapshots" of their data contents; and, of course, microcontrollers with built in EEPROM memory.

Wouldn't it be handy if you could *software* program an *entire* circuit as well? No matter how many chips were involved? Being able to do so would dramatically reduce circuit development time. It would greatly simplify all testing and debugging. Later modifications or field upgrades would also be much easier.

Hobby electronic labs for beginners provide full programmability, as did my older CMOS *Microlab* and *Digital Logic Microlab* projects published way back in *Popular Electronics*. Electronic prototype breadboards also deliver programmability, and the whole idea behind wire wrapping is to accommodate changes in an existing circuit.

But those all have flaws. The connector systems are expensive and demand many hours of work for manual and mistake-prone hookups. Factors such as stray capacitance and crosstalk cause problems, speeds are severely limited, and testing lots of points can be a chore. Thousands of connections would be needed for even a medium-sized project these days. And

for every copy of your job, you would have to repeat the entire process.

Instead, there are some brand new concepts that involve *programmable interconnects*. Those are methods for connecting or changing the wires conducting signals *between* dozens or more IC packages.

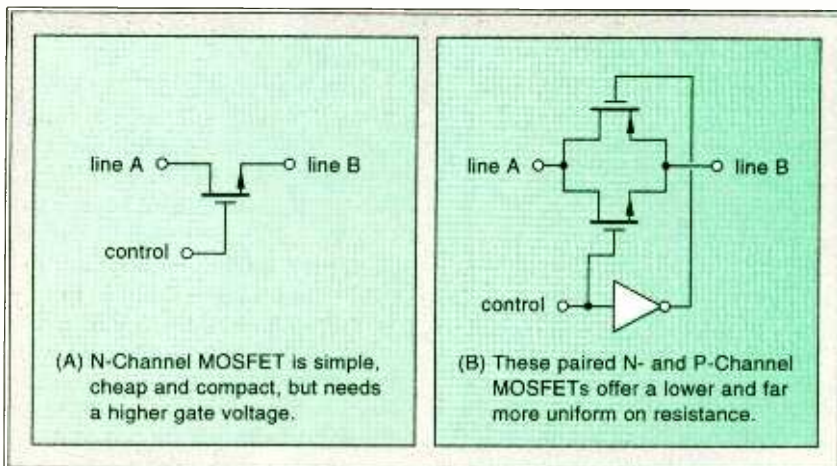
Let's look at a pair of solutions to the problem of programmable interconnect. One is high-end, the other one is cheap and eminently hackable. But before we look at those, let's quickly check into...

## Transmission gates

For a programmable interconnect, what you'll need is a great heaping bunch of simple, ultra-cheap switches. Ideally, the switches will provide a perfect open or a perfect short circuit.

A few compromises are needed. First, we'll forget about programming all the supply and ground leads. They have to be short and have low-impedance, and there are not all that many of them anyhow. We'll also forget about any programmable interconnects for high-power or extremely high-speed circuits.

Figure 1 shows two *transmission*



**FIG. 1—TRANSMISSION GATES act as bidirectional switches.**

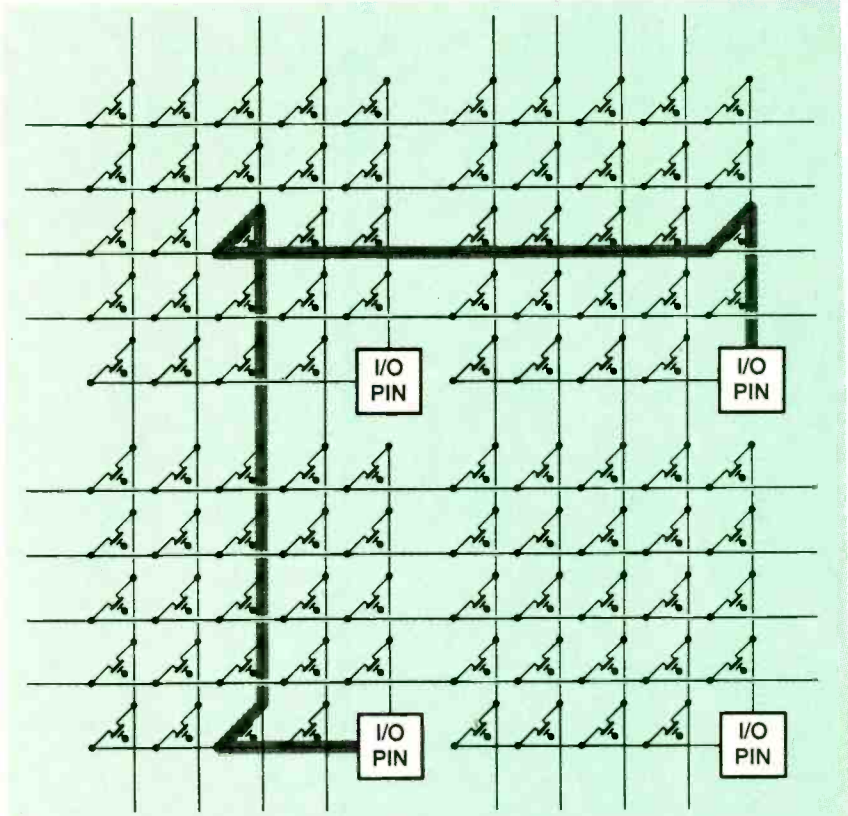
gate circuits that either isolate two lines or connect them together with a low-value resistance.

Figure 1-a is simply an N-channel MOSFET transistor. If the gate is a few volts higher than either line, the transistor turns on and looks like an ordinary resistor. Digital or analog signals can be routed through the transistor *in either direction* when it is turned on. There are no saturation effects or direction restrictions. Nor is there any difference between input and output. The resistance values measured here would be 50 ohms when the transistor is on and tens of megohms when it's off.

A single transistor switch can be cheap and compact, and that's just what we'll need if we want to get serious about putting 25,000 of them (!) inside one programmable interconnect chip.

A disadvantage is that the gate needs a higher voltage supply than the rest of the circuit. Because currents are low, a charge pump can supply that voltage.

A classic CMOS transmission gate is shown in 1-b. Here we place an N-channel transistor in parallel with a P-channel one. The on resis-



**FIG. 2—AN APTIX FIELD PROGRAMMABLE INTERCONNECT can be considered a magic box that lets you instantly connect any of a thousand wires together in any manner you like. Here's how the "three hop" internals are arranged.**

tance is then lower and more uniform. We can also eliminate the need for any higher gate voltages because the N-channel device works best when near ground and the P-channel device works best near the positive supply.

Typical CMOS transmission gates are the 4016 and 4066. Those have 15 to 60 ohms of on resistance. More details on transmission gate fundamentals are shown in my *CMOS Cookbook*.

### Godzilla

*Aptix* has introduced a stunning system of programmable interconnect circuits and breadboards. Its key device is the FPIC APX1024D. You can think of it as a package that contains 1000 wires that can be connected together in any combination. Pins on the bottom of the device provide access to 936 of the wires, which can be connected to the other chips in your circuit any way you like. A ribbon connector at the top of the device provides access to the other 64 wires, which are normally used for testing and

debugging. They can be connected to *any* of the other wires on the fly.

At first glance, the obvious way to connect a thousand things together in any combination is to build an array that is 500 wide by 500 high. But that would mean that a total of 250,000 gates would be needed. It is unlikely that you would ever need that many connections.

Instead, the interconnect system of Fig. 2 is used. Each I/O or test pin has a short vertical stub that can be connected to up to four horizontal routing lines. Each I/O also has a short horizontal stub which can go to four vertical routing lines. Between each I/O pad, four horizontal routing lines can be connected to any of four vertical routing lines. This scheme needs only 24 transmission gates per I/O pad, for a total of 24,000.

Some of the routing lines are long distance "express" lines, while others are "local" lines that short hop across only a few pads. Typically, you'll need *three* series transmission gates for any connection: The first one connects the pad to a

## NEW FROM DON LANCASTER

### HARDWARE HACKING

Incredible Secret Money Machine II	18.50
Hardware Hacker Reprints II or III	24.50
Blatant Opportunist Reprints	24.50
Resource Bin Reprints	24.50
The Case Against Patents	24.50
Ask The Guru Reprints I, II or III	24.50
CMOS Cookbook	24.50
TTL Cookbook	24.50
Active Filter Cookbook	24.50
Micro Cookbook I	19.50
Lancaster Classics Library	119.50

### POSTSCRIPT STUFF

PostScript Secrets (Ile/Mac/PC)	39.50
Book-on-demand resource kit	39.50
Intro to PostScript VHS Video	39.50
PostScript Beginner Stuff	39.50
PostScript Show & Tell	39.50
PostScript Cookbook (Adobe)	19.50
PostScript Ref. Manual II (Adobe)	31.50
PostScript Program Design (Adobe)	24.50
Type I Font Format (Adobe)	15.50
Acrobat Reference (Adobe)	24.50
LaserWriter Reference (Apple)	19.50
PostScript by Example (McGilton)	29.50
Pgm. Display PostScript with X	29.50
PostScript Visual Approach (Smith)	22.50
Thinking in PostScript (Reid)	22.50
Undst PS Pgrmmg (Holtzgang)	29.50
The Whole Works (all PostScript)	349.50

FREE VOICE HELPLINE

VISA/MC

## SYNERGETICS

Box 809-RE  
Thatcher, AZ 85552  
(602) 428-4073

CIRCLE 205 ON FREE INFORMATION CARD



## PINBALL RESOURCES

### American Coin Machine Dist.

700 SE Clay  
Portland, OR 97214  
(503) 233-7000

### Am Fed of Pinball Collectors

13150 SW Falcon Rise Drive  
Tigard, OR 97223  
(503) 524-0726

### Coin Slot

4401 Zephyr Street  
Wheat Ridge, CO 80033  
(303) 420-2222

### Fabulous Fantasies

12602 Ventura Blvd.  
Studio City, CA 91604  
(818) 761-2255

### The Flipside

Pinball Magazine  
81 Carrar Drive  
Watchung, NJ 07060

### For Amusement Only

315 Belltown Road  
Owings Mills, MD 21117  
(410) 581-8626

### Funtiques

PO Box 825  
Tucker, GA 30085  
(404) 564-1775

### Gameroom

1014 Mt. Tabor Road  
New Albany, IN 47150  
(812) 945-7971

### Marco Specialties

2401 Sunset Blvd.  
West Columbia, SC 29169  
(803) 796-0265

### Mayfair Amusement

60-41 Woodbine Street  
Ridgewood, NY 11385  
(718) 417-5050

### Pinball Lizard

3270 East Fifth Street  
Tucson, AZ 85716  
(602) 323-7496

### Pinball Resource

37 Velie Road  
La Grangeville, NY 12540  
(914) 223-5613

### Pinball Trader Newsletter

PO Box 1795  
Campbell, CA 95009  
(408) 554-8737

### PinGame Journal

31937 Olde Franklin Drive  
Farmington Hills, MI 48334  
(313) 626-5203

### Pinhead Replay

13150 SW Falcon Rise Dr  
Tigard, OR 97223  
(503) 524-0726

### Pintronics

501 Randolph Street  
Canton, MA 02021  
(617) 961-3012

### Play Meter

PO Box 24970  
New Orleans, LA 70184  
(504) 488-7003

### RePlay

PO Box 2550  
Woodland Hills, CA 91365  
(818) 347-3820

### Silverball Express

PO Box 442  
Muskego, WI 53150  
(414) 422-0600

### Steve Campbells Pinball Pages

24309 4th Place West  
Bothell, WA 98021  
(206) 483-1249

horizontal routing line. The second connects the horizontal routing to a vertical one. And the third connects the vertical line to the second pad.

Each transmission gate is a simple NPN transistor that is driven from either ground (when off) or the +7.5-volt supply (when on). The average three-hop connection should end up around 150 ohms with 25 picofarads of stray capacitance. Analog crosstalk will be less than one percent, or 40 decibels down. The pins themselves can handle any signal analog or digital within a 0 to +5-volt range.

Although these transmission gates are all bidirectional, there are routing advantages to defining certain pins as input only or output only. There are also methods for the *critical routing* of speed-sensitive runs.

A portion of the circuitry is a serial-to-parallel converter. As many as a third of a million bits are received to initialize the device. Once programmed, the on-off patterns are stored in static RAM.

The memory is volatile, meaning that it forgets what it has been taught when power is shut off. Initialization can be performed by a host computer or with a special stand-alone module.

It is possible to run out of routing lines. But that problem might be solved with careful layout. A similar problem is encountered with gate arrays and other large programmable ICs.

There are many other programmable-interconnect devices and systems in the line. The Aptix AX1024R is essentially the same device in a cheaper package with-

# Learn VCR repair at home!

MAKE GOOD MONEY IN YOUR OWN FULL- OR PART-TIME JOB



Professional-level home study course. You will master easy-to-learn, high-profit repairs *without* investing in high-tech instruments or a costly workshop. Want more independence and higher income? Send or call today!

Free career literature:  
**800-223-4542**

Name \_\_\_\_\_ Age \_\_\_\_\_  
Address \_\_\_\_\_ Phone (\_\_\_\_) \_\_\_\_\_  
City \_\_\_\_\_ State \_\_\_\_\_ Zip \_\_\_\_\_

**The School of VCR Repair**  
6065 Roswell Road  
Dept. VF342, Atlanta, Georgia 30328

CIRCLE 177 ON FREE INFORMATION CARD

## 46 Ways to Help You Qualify for the Job You Want

### Free Facts about Career Diplomas and Degrees

Now, at home in your spare time, without any previous experience, you can train for a money-making career...even get a Specialized Associate Degree. Call or send for free information on the career field that interests you most and how to train for it.



**CALL TOLL FREE** **1-800-595-5505 Ext. 3717**  
CALL ANYTIME—24 hours a day, 7 days a week.  
**OR MAIL COUPON TODAY!**

### ICS International Correspondence Schools

SINCE 1890 Dept. ADES44S, 925 Oak Street, Scranton, PA 18515

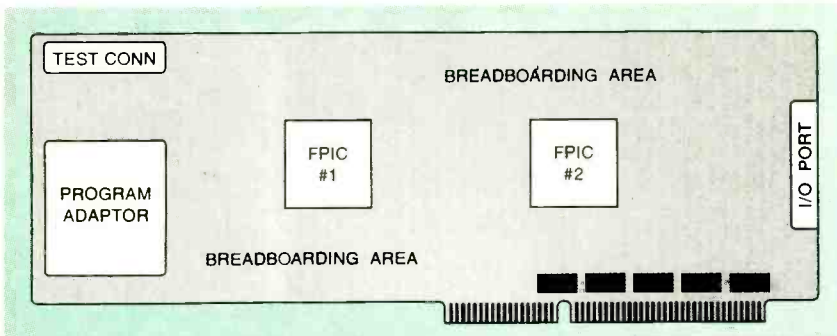
Send free facts on how I can study at home for the career I have chosen. No obligation. No salesman will visit. **Check One Box Only!**

<b>ASSOCIATE IN SPECIALIZED BUSINESS DEGREE PROGRAMS</b>	<b>ASSOCIATE IN SPECIALIZED TECHNOLOGY DEGREE PROGRAMS</b>
<input type="checkbox"/> Business Management	<input type="checkbox"/> Civil Engineering Technology
<input type="checkbox"/> Accounting	<input type="checkbox"/> Mechanical Engineering Technology
<input type="checkbox"/> Bus. Mgmt.—Finance Option	<input type="checkbox"/> Electronics Technology
<input type="checkbox"/> Bus. Mgmt.—Marketing Option	<input type="checkbox"/> Electrical Engineering Technology
<input type="checkbox"/> Applied Computer Science	<input type="checkbox"/> Electronics Technology

### CAREER DIPLOMA PROGRAMS

<input type="checkbox"/> High School	<input type="checkbox"/> Hotel/Restaurant Management
<input type="checkbox"/> Auto Mechanics	<input type="checkbox"/> Catering/Gourmet Cooking
<input type="checkbox"/> Surveying & Mapping	<input type="checkbox"/> Computer Programming
<input type="checkbox"/> Drafting	<input type="checkbox"/> Personal Computer Specialist
<input type="checkbox"/> Air Conditioning & Refrigeration	<input type="checkbox"/> PC Repair
<input type="checkbox"/> Wildlife/Forestry Conservation	<input type="checkbox"/> Desktop Publishing & Design
<input type="checkbox"/> Police Sciences	<input type="checkbox"/> Fitness & Nutrition
<input type="checkbox"/> Diesel Mechanics	<input type="checkbox"/> TV/VCR Repair
<input type="checkbox"/> Electrical	<input type="checkbox"/> Photography
<input type="checkbox"/> Small Business Management	<input type="checkbox"/> Animal Care Specialist
<input type="checkbox"/> Gun Repair	<input type="checkbox"/> Journalism/Short Story Writing
<input type="checkbox"/> Electronics	<input type="checkbox"/> Interior Decorating
<input type="checkbox"/> Bookkeeping	<input type="checkbox"/> Florist
<input type="checkbox"/> Child Day Care	<input type="checkbox"/> Secretary
<input type="checkbox"/> Medical Office Assistant	<input type="checkbox"/> Teacher Aide
<input type="checkbox"/> Legal Assistant	<input type="checkbox"/> Home Inspector
<input type="checkbox"/> Art	<input type="checkbox"/> Medical Transcriptionist
<input type="checkbox"/> Motorcycle Repair	<input type="checkbox"/> Real Estate Appraiser
	<input type="checkbox"/> Professional Locksmithing

Name \_\_\_\_\_ Age \_\_\_\_\_  
Address \_\_\_\_\_ Apt. # \_\_\_\_\_  
City/State \_\_\_\_\_ Zip \_\_\_\_\_  
Phone (\_\_\_\_) \_\_\_\_\_



**FIG. 3—THE APTIX FPCB AXB-AT2 is a plug-in card for an IBM PC that lets you quickly connect and debug up to 1700 interconnections on 37 square inches of digital or analog circuitry. Dozens of chips can be accommodated.**

out the breadboarding connector. Several cards are offered with one or two programmable interconnect chips and lots of breadboarding areas. One of these is the FPCB AXB-AT2, an IBM PC-compatible plug-in card with programmable interconnects. It can make a total of 1700 connections. Included are breadboarding areas, a test and debug connector, and the usual bus driver ICs. Dozens to hundreds of ICs can be used for the main circuit.

Lots of additional solder pads are provided for supply and ground connections. With some adapters, the layout pattern could accommodate just about any shape or size of IC. A special area piggybacks a startup device. Figure 3 shows a pictorial of this plug-in card.

At first glance, the Aptix system seems horribly expensive. The ICs are in the \$700 range and the breadboards are even higher. But the potential time and dollar savings of programmable interconnects makes this initial cost of the system seem trivial.

We might soon expect some major improvements. Costs might be driven lower because of competitive devices and higher sales volume. Other improvements include lower on resistances and stray capacitance. And, of course, nonvolatility in the form of internal EEPROM or flash memory is a must. High-voltage units for analog design would also be a nice addition.

It should eventually dawn on Aptix that smaller hacker offerings without all the bells and whistles and gold plating could be a real big seller. Aptix has a free video, a data book, and other technical information available.

### A low-end solution

*Pioneer Semiconductor* has some programmable interconnects that are cheaper and much more hacker friendly—albeit at much lower package densities. Costs are as little as \$2.40 each.

Each chip typically offers eight to twenty transmission gates in various arrangements. The gates themselves give a much higher performance with an on resistance of 5 ohms and stray capacitance of 6 picofarads.

One model in particular that has attracted me is the PI5C3383. This one holds five double-pole, double-throw bus switches. It would be useful for data switches, especially for those related to SCSI communication. Another use for programmable interconnects is as an intelligent serial cable setup that can be made instantly configurable on the fly. Details are in Fig. 4.

In use, the *bus select* line picks A to C outputs when it is low and A to D outputs when high. The *bus enable* line floats the outputs when high and activates them when low. As before, the bus switches are bipolar and can allow digital or analog signals to go either way inside a 0 to +5-volt DC range. Switching times are six nanoseconds or so.

A *zero* propagation delay has been claimed because no amplifying or switching devices are involved. You will, of course, still have the delay caused by all the circuit strays. Many package options are offered, from a 24 pin DIP down to a quarter size surface mount QSOP.

Now, if we could only convince Pioneer to make much larger chips or Aptix to build much cheaper ones, we would be all set.

## NAMES AND NUMBERS

### Aptix

2890 N First Street  
San Jose, CA 95134  
(408) 428-6200

### Atheneum/MacMillan

866 Third Avenue  
New York, NY 10022  
(212) 702-2000

### Martin Carbone

2519 Bath Street  
Santa Barbara, CA 93105  
(805) 682-0465

### Check the Oil

Antique Newsletter  
PO Box 1000  
Westerville, OH 43081

### Crystal Semiconductor

PO Box 17847  
Austin, TX 78760  
(512) 445-7222

### Marcel Dekker

270 Madison Avenue  
New York, NY 10016  
(800) 228-1160

### DynaArt Designs

3535 Stillmeadow Lane  
Lancaster, CA 93536  
(805) 943-4746

### Eraser Company

PO Box 4961, Oliva Drive  
Syracuse, NY 13221  
(315) 454-3237

### GENie

401 N Washington St  
Rockville, MD 20850  
(800) 638-9636

### Grapevine Group

3 Chestnut Street  
Suffern, NY 10901  
(914) 368-4242

### Human Powered Vehicle Assn

PO Box 51255  
Indianapolis, IN 46251  
(317) 876-9478

### In Vivo Metric

PO Box 249  
Healdsburg, CA 95448  
(707) 433-4819

### Medical Equipment Designer

29100 Aurora Road #200  
Solon, OH 44139  
(216) 248-1125

### Pioneer Semiconductor

2343 Bering Drive  
San Jose, CA 95131  
(408) 435-0800

### RF Design

6300 S Syracuse Way #650  
Englewood, CO 80111  
(303) 220-0600

### Sensym

1804 McCarthy Blvd  
Milpitas, CA 95035  
(408) 954-1100



## A contest

Let's make a contest out of this. Just tell me about some new programmable interconnect uses. Assume that cheaper and mid-sized circuits will shortly be available.

There will be the usual *Incredible Secret Money Machine II* books going to the dozen best entries. An all-expense-paid (FOB Thatcher, AZ) *tinaja quest* for two will go to the very best of all.

As always, send all of your written entries to me here at *Synergetics* and not to the *Electronics Now* editorial offices.

## Pinball resources

There's a lot of interest in pinball machines these days. As this month's resource sidebar I gathered together the names of a few sources of more pinball information.

If you are primarily interested in machines as an income source, check into *Play Meter* and *RePlay*.

There is a surprising number of labor-of-love newsletters and magazines in the field. These include *Gameroom*, *The Flipside*, *Pingame Journal*, *Pinball Trader Newsletter*, *Pinhead Replay*, and the *Silverball Express*.

As with any specialized field, there are dozens of viable suppliers. I've shown a random sampling here, but the one with the neatest name has to be *Pinball Lizard*. *Steve Campbell's Pinball Pages* is a good place to go for schematics, manuals, and instructions.

*Silverball Express* also has a more extensive resource directory than I've shown here. Included are the leading manufacturers and, in my view, the best books.

Thanks to Marc Mandeltort of *Marco Specialties* who put me on to many of these resources. Marc is one of our *tinaja quest* winners.

## New tech lit

A free tutorial note on MIDI and wavetable music synthesis is offered by *Crystal Semiconductor*.

*Steve Jobs and the NeXT Big Thing* is a new book by Randall Stross published by *Atheneum*. While it is somewhat harsh, the book explains what happens when far too much money and far too much ego are thrown at a non-solu-

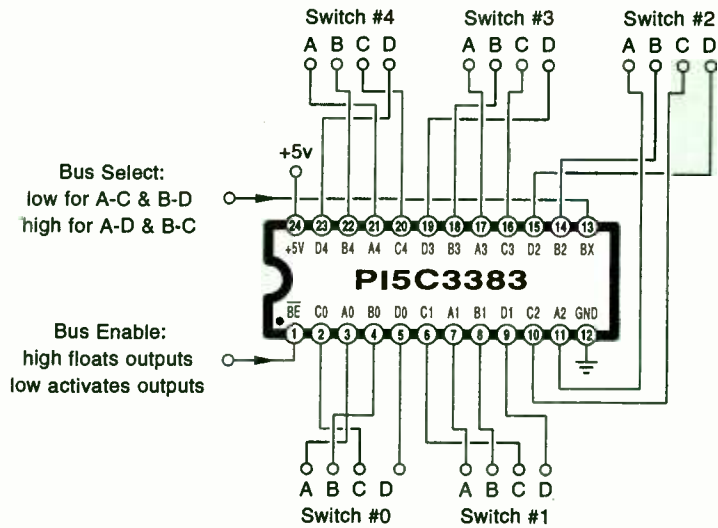


FIG. 4—THE PIONEER PI5C3383 BUS SWITCH holds five double-pole, double-throw bidirectional switches. This one is ideal for SCSI switching.

tion to a non-problem.

You can now make custom printed circuit boards in minutes for pennies. Frank Miller of *DynaArt Designs* has just expanded his line of direct-toner printed circuit products. He now offers special toner

cartridges, his new hot lamination transfer system, and a new gentle wave etcher. More on these if I get a chance to test them out.

*Sensym* offers free samples of its SDX pressure transducers to qualified potential quantity buyers.



ADMIT ONE

Your Ticket To

# SUCCESS

Over 28,000 technicians have gained admittance worldwide as certified professionals. Let your ticket start opening doors for you.

ISCET offers Journeyman certification in Consumer Electronics, Industrial, Medical, Communications, Radar, Computer and Video. For more information, contact the International Society of Certified Electronics Technicians, 2708 West Berry Street, Fort Worth, TX 76109; (817) 921-9101.

Name \_\_\_\_\_

Address \_\_\_\_\_

City \_\_\_\_\_

State \_\_\_\_\_ Zip \_\_\_\_\_

Send material about ISCET and becoming certified.

Send one "Study Guide for the Associate Level CET Test." Enclosed is \$10 (inc. postage).

## CABLE TV

### DESCRAMBLERS

Best Prices in the U.S.A!  
Guaranteed to Work!

### QUANTITY DISCOUNTS



JERROLD PANASONIC  
SCIENTIFIC ATLANTA PIONEER

The Newest & the Latest

DMTB-A - all Jerrold Impulse & Starcom series

SA3-DFA - all Scientific Atlantas including 8536, 8536+, 8580, Drop-field

PN-3A - all Pioneer systems

ALSO

FTB3, SA3, TZPC145G

FAST SHIPMENTS  
30 DAY MONEY BACK GUARANTEE  
FREE CATALOG & INFORMATION

## 1-800-772-6244

M-F 9-6 EST  
U.S. Cable TV, Inc. Dept: KEN054  
4100 N. Powerline Rd. Bldg. F-4 Pompano Beach FL 33073  
NO FLORIDA SALES!

May 1994, Electronics Now

CIRCLE 186 ON FREE INFORMATION CARD



**From the Lab  
to your  
Living Room!**

## Does your VCR have a "Head Cold?"

Probably not! However, through constant playing and using of degrading dry or wet cleaners, the output of your video tapes has slowly diminished to an unacceptable level and the VCR plays as if it has a head cold! The culprit is most likely clogged and dirty video and/or audio heads.

The **3M Black Watch™ Head Cleaner Videocassette** uses a patented magnetic tape-based cleaning formation to remove head clogging debris. No foreign substances such as cloth, plastics or messy liquids and no harsh abrasive materials are present. The cleaner's usable life is 400 cleanings or more! It's easy to use. Place the **3M Black Watch™ Head Cleaner Videocassette** in the VCR and press the Play button. A pre-recorded message appears clearly on your screen and an audible tone is heard, telling you that the cleaning process is now completed. No guess work, you never over clean!

**3M Black Watch™ Head Cleaner Videocassette** **VHS** **VHS**.....\$19.95

Once your VCR's head cold is cured, and the unit plays like new, consider using the finest videocassette you can buy—the **3M Black Watch™ T120 Hi Pro VHS 4410 Videocassette**. The 4410 is the highest performing videocassette available today for use with all standard format VHS recording hardware!

Here's what you hear and see....A sharp, clear picture—brightest colors—freedom from streaks, flashes and snow—outstanding high-fidelity audio reproduction—optimum camcorder performance—maintains recording integrity. **3M Black Watch™** video tape is 100% laser inspected to guarantee surface smoothness and drop-out free performance.

**3M Black Watch™ T120 Hi Pro VHS 4410 Videocassette** **VHS**.....\$8.00

**CLAGGK INC. — 3M VHS Special Offer**  
P.O. Box 4099, Farmingdale, New York 11735

Yes, I like your offer and here is my order for 3M Black Watch™ products!

\_\_\_ 3M Black Watch™ Head Cleaner Videocassette (\$19.95 each) \_\_\_ \$  
\_\_\_ 3M Black Watch™ T120 Hi Pro VHS 4410 Videocassette (\$8.00 each) \$ \_\_\_  
Shipping and handling per order \$ **4.00**  
Total Amount in U.S. Funds only \$ \_\_\_

New York State residents add local sales tax. Canadians add \$6.00 per order. No foreign orders. Do not send cash.

Bill my  VISA  MasterCard Expire Date \_\_\_/\_\_\_/\_\_\_

Card No. \_\_\_\_\_

Signature \_\_\_\_\_

Name (Please print) \_\_\_\_\_

Address \_\_\_\_\_

City \_\_\_\_\_ State \_\_\_\_\_ ZIP \_\_\_\_\_

Pressure ranges go down to 0–1 psi. Its 0–5 psi model looks real useful for measuring water levels to twelve feet.

Free *Fybrglass* brush samples are available from the *Eraser Company*. They are ideal for cleaning PC boards before soldering.

The *Grapevine Group* offers hard to find *Commodore* and *Amiga* parts.

A new low-cost scoring system that is ideal for making your own boxes, cardstock models, and book covers is offered by *Martin Carbone*.

*Check the Oil* is a newsletter for all collectors of antique gas pumps. The *Human Powered Vehicle Association* publishes both a *Human Power* technical journal and a *HPV News* newsletter. The letter covers the surprisingly sophisticated engineering of bicycles, recumbents, boats, kinetic art, aircraft and even submarines. No spacecraft yet.

*Electro- and Magnetobiology* is a pricey journal from the *International Society for Bioelectricity*. This one is published by *Marcel Dekker*.

Skin electrodes for brainwave and EKG research are available from *In Vivo Metric*. Competing ads are in *Medical Equipment Designer*.

I also have a brand new catalog with a much larger insider secrets section. You can write, call, or E-mail me at [SYNERGETICS] on *GENie* or SYNERGETICS@GENIE.GEIS.COM on the Internet for your free copy. Or download it directly as SYNCA11.PS from *GENie* PSRT.

Speaking of *GENie*, I have newly posted several cute PostScript hacks there. No. 843 on custom filters, No. 861 on sneaky server modifications, and No. 868 on my new picojustification scheme. ☺

### NEED HELP?

Phone or write your **Hardware Hacker** questions to:

Don Lancaster  
**Synergetics**  
Box 809-EN  
Thatcher, AZ 85552  
(602) 428-4073

For fast **PSRT** access, modem (800) 638-8369, then an HHH. Then **TXH99005.SCRIPT**.



# GET THE LATEST ADVANCES IN ELECTRONICS

SUBSCRIBE TO—

# Electronics NOW



## ENJOY THE WORLD OF ELECTRONICS EACH MONTH!

Subscribe to the best informed electronics magazine—the one that brings you the latest high-tech construction projects, feature articles on new technology, practical troubleshooting techniques, circuit design fundamentals, and much more.

**Electronics Now** looks to the future and shows you what new video, audio and computer products are on the horizon. You'll find helpful, monthly departments such as Video News, Equipment Reports, Hardware Hacker, Audio Update, Drawing Board, Computer Connections, New Products, and more. All designed to give you instruction, tips, and fun.

### Electronics Now gives you exciting articles like:

- Buyer's Guide to Digital Oscilloscopes
- Build A Scanner Converter
- Single-Chip Voice Recorder
- Build A MIDI Interface for your PC
- Troubleshoot Microprocessor Circuits
- Build A High-Power Amplifier for your Car
- Add Music On Hold to your Phone
- All About Binaural Recording
- VGA-to-NTSC Converter



FOR FAST SERVICE CALL OUR TOLL-FREE NUMBER!

# 1-800-999-7139

## DON'T DELAY — SUBSCRIBE TODAY!

If you prefer, just fill out the order card in this magazine and mail it in today.

7RE41

# AUDIO UPDATE

## Crystal Balling the Future

LARRY KLEIN

Anyone who writes a column is faced with an ongoing temptation. As the information pours in, the urge to pontificate and prognosticate becomes almost uncontrollable. The illusion of special insight that afflicts pundits such as myself results in a plethora of magazine articles and books all predicting tomorrow's events. There's even a term for such modern-day Nostradamuses—they're called Futurists.

I usually confine myself to forecasts of the success or failure of new types of products, and my batting average over the years has been pretty good. For example, a 1970 preview of the Dolby-B cassette noise-reduction system provoked me to predict that it could/would make the difference in the future of cassettes as a music medium. (It happened, but I didn't understand at the time how little the major manufacturers of pre-recorded tape cared about recording quality. The adoption of Dolby-B as a recording standard did cut the noise in home taping, but it didn't do much for commercial recording. That's another story, however.)

I could list my predictive hits and misses on product viability over the years, but I've done that elsewhere. What I'd like to look at is the broader question of technology trends. In 1977, in celebration of the one-hundredth anniversary of Edison's invention of recording, I wrote my first (and only) science fiction story to be published in a magazine. It was an imaginary look backwards from the year 2077 chronicling the evolution of recording from 1977 on.

### Technology chronology

Rereading my piece 17 years later, I'm struck not by my calls and miscalls, but by the items that I thought were pure fantasy but that nevertheless came to pass. For example:

The turn of the century saw LSI chips with million-bit memories—and the eruption of two controversies, one major and one minor. The major controversy would have been familiar to our ancestors who were involved in the cable-versus-broadcast TV hassles during the 1970's and later. The big question in the year 2000 was the advantage of "time-sharing" compared with "resident" computers for program storage.

Since the 1950's, the need for fast output and large memory-storage capacity has driven designers into ever more sophisticated devices, most of them derived from fundamental research in solid-state physics. The late 1970's, a period of rapid advances, saw the primitive beginnings of numerous different technologies, including the charge-transfer device (CTD), the surface acoustic-wave device (SAW), and the charge-coupled device (CCD), each of which had special attributes and ultimately was pressed into the service of sound-reproduction processing and memory. The development of the technique of molecular-beam epitaxy (which enabled chips to be fabricated by building up layers of molecules with molecular beams) eventually led to superconductor (rather than semiconductor) LSI's and molecular-tag memory (MTM) devices. Super-fast and with a fantastically large storage capacity, the MTM chips functioned as the heart of the pocket-size ROM cartridge (or "cart," as it was known) that contained the equivalent of hundreds of primitive LP discs.

The read-only memory of the MTM carts could provide only music that had been "hard-programmed" into them. That was fine for the classical-music buff, since it was possible to buy the complete works of, say, Bach, Beethoven, and Carter in a variety of performances all in one MTM cart and still

have molecules left over for the complete works of Stravinsky, Copland, Smythe, and Kuzo. However, anyone concerned with keeping his music library up to date with the latest Ramarock releases or Martian crystal-tone productions obviously needed a programmable memory. But how would the new program get to the resident and in what format?

By this time, every home naturally had a direct cable to a master time-sharing computer whose memory banks were constantly being updated with the latest compositions and performances. That was just one of its minor facilities, of course, but music listeners who subscribed to the service needed only request a desired selection and it would be fed to and stored in their RAM memory units. Those audiophiles who derived no ego gratification from owning an enormous library of MTM carts could simply use the main computer feed directly and avoid the redundancy of storing program material at home. Everyone was wired anyway, directly or indirectly, to the National Computer by ultra-wide-bandwidth light-guide cable. The cable normally handled multi-channel audio-video transmissions in addition to personal communication, bill paying, voting, etc.—and, of course, the Transfax printout that you are now reading.

I didn't anticipate CD-ROM's, but my description of the ROM cartridge was pretty close.

After the article appeared, two phone calls came into my office. One was from a woman who identified herself as being from a government agency whose name I didn't recognize. She wanted further information on the molecular-tag memory devices. I told her that there was no further information since I made them up. Yes, she said, but what were they based on? My imagination, I replied. Yes, but what ..., etc.,



## RAIN FOREST RESCUE: TO HELP SAVE HALF OF THE PLANTS AND ANIMALS ON EARTH

In the rain forest, the sounds of fires and bulldozers are replacing the sounds of nature.

Recent studies show that the destruction of the rain forests wipes out 17,000 plant and animal species each year. That's about 48 extinctions per day, two per hour. These are plants and animals that will simply cease to exist, gone forever from the planet. And the toll mounts every day.

Join The National Arbor Day Foundation and support Rain Forest Rescue to help put a stop to the destruction. When you join, the Foundation will preserve threatened rain forest in your name.

An area of rain forest the size of 10 city blocks is burned every minute. Help stop the destruction. Before the sounds of nature are replaced by the sounds of silence

To contribute to  
Rain Forest Rescue, call  
**1-800-222-5312**

 **The National  
Arbor Day Foundation**



etc. At the point our conversation terminated, I'm sure she felt I was holding something back, but I heard nothing more from her.

The second phone call was from a senior editor at *Science News*, an authoritative science newsletter. He also wanted my reference sources for the MTM devices. When I told him that I had invented them myself, he expressed surprise. Since they were introduced in my article as the end result of a series of existing semiconductor developments, what was the source of that information? *Science News*, I replied—thus closing the circle and our conversation.

About a year ago, I read somewhere about the experimental use of single molecules as digital switches. And my local fiber-optic cable system (TCI) now has available a programmable digital music setup. I'll let you know how well it works if I can persuade them to give me a trial run. It seems that things are moving faster than I thought!

If you would like a photocopy of my original article, send a stamped, self-addressed No. 10 business envelope to me at **Electronics Now**, 500-B Bi-County Blvd., Farmingdale, NY 11735.  $\Omega$

### VIDEO NEWS

*continued from page 8*

• **Movie sound for TV.** The same digital sound system that is advertised as "DSD" (for Dolby Stereo Digital) in major movie palaces has been chosen as the sound channel for the Grand Alliance all-industry HDTV system, under the name AC-3.

Dolby Laboratories and Pioneer are currently working to make AC-3 the audio standard for laser discs. Those plans must be ratified by the Laser Disc Association. The system would supplement existing soundtracks on laser discs to maintain compatibility. The Dolby Digital AC-3 system spreads five audio channels around the room and adds an extra channel for subwoofer enhancement. AC-3 encoding squeezes the audio data into a bitstream running at the rate of 384 kilobits per second (kbps).  $\Omega$

### EQUIPMENT REPORTS

*continued from page 16*

useful.

The SVR-2000 can also convert an oscilloscope into a waveform monitor. Its display shows waveforms as a voltage vs. time graph. The graticule can be read out in IRE units (along its left edge) and in percent modulation (along its right edge).

In its IRE filter mode, most of the color subcarrier is stripped out of the video signal so that the luminance (brightness) signal can be viewed alone (and therefore more accurately). A chroma filter is also provided so that the chrominance signal can be viewed alone.

The purchase of an SVR-2000 is an ideal way for a technician who doesn't specialize in the repair and testing of video circuits to acquire specialized video-testing equipment. Its \$699 price should be especially attractive to anyone who has recently priced specialized stand-alone instruments.  $\Omega$

## Be a computer repair expert!

CAREER-LEVEL HOME STUDY



Learn PC repairs, troubleshooting, servicing, upgrading, installation. Increase your value as an employee or open your own business.

No expensive instruments, no high-tech electronics.

Over 90% of PC repairs and service involve easy mechanical procedures or parts replacements. **Send or call for free literature.**

# 800-223-4542

Name \_\_\_\_\_ Age \_\_\_\_\_

Address \_\_\_\_\_ Phone ( ) \_\_\_\_\_

City \_\_\_\_\_ State \_\_\_\_\_ Zip \_\_\_\_\_

### The School of PC Repair

6065 Roswell Road  
Dept. JF342 Atlanta, Georgia 30328

CIRCLE 176 ON FREE INFORMATION CARD

## PLD PROGRAMMER

*continued from page 44*

tion file and DIP-switch settings match—if they do, check the interface board for errors.

### Programmer board set up

Double check the programmer board for shorts and other errors. Connect the 50-conductor ribbon cable connector to the programmer board and turn on the PC. If the PC does not boot up properly, the power supply is probably short circuited; shut off the PC and correct the problem. If the PC operates satisfactorily, run program RGBSETUP. Run through each of the tests in the setup menu (see Fig. 8).

The F1 key lets you adjust the programming voltages. If the voltages are not present, check the section of the board with IC1, IC2, and Q1 to Q6. F2 and F3 let you check the +5-volt power to the ZIF test socket. The voltage at each of the power pins should be 4.75 volts or greater. If the power to the ZIF socket is unsatisfactory, check the power to the board, control signals VCC22 and VCC24, and the respective transistors. Pull-up resistors R10 and R11 and the ability to read data from the ZIF socket pins 14 and 15 are checked by F4. The functioning of each active pin on the ZIF socket can be checked by F5. Each active pin should toggle between a high level of 3.5 volts or more and a low level of 0.5 volt or less, relative to ground. If all tests are passed, the programmer is ready to be used.

### Using the programmer

Start the program RGBPLD; the main menu is shown in Fig. 9. Selection F1 selects the device type to be programmed, either a 16V8A/B or 20V8A/B. Before placing a PLD in the ZIF socket, select the correct device type with F1. (*Caution: incorrect device selection could destroy the PLD.*) Selection F2 allows you to read a JEDEC file, the standard file format for transferring programming information. It contains all the programming

information for the chip. Selection F3 performs a program and verify operation on the device in the ZIF socket. Selection F4 verifies operation. Selection F5 locks the security cell of the PLD. When the security cell is locked, the programming information in the PLD can't be read back. Selection F6 loads the device data into the memory that is used to make copies of the PLD. Selection F7 will write the JEDEC format file for the data loaded in memory. Key F10 to exit the program. The user electronic signature (UES) for both the main and verify buffer is always displayed at the top of the menu in ASCII format. During the program, verify, or load-device functions, LED illumination indicates that the ZIF test socket is active.

### Programming process

Normal programming operations can be performed in one of two ways. First, always select the proper device type with menu option F1. If you are programming from a file, select option F2 to read a JEDEC file. When prompted, enter the appropriate file name.

For example, PLD1.JED is the JEDEC file for the GAL in the programmer. After the file is read, insert the GAL into the proper position in the ZIF socket and clamp the socket closed. To program the GAL, select F3.

The activity LED lights for a few seconds during the programming cycle, then extinguishes for about a second, and then lights again for a few seconds during the verify cycle. When the LED goes off for the second time, you can remove the GAL from the ZIF socket.

To make copies of a programmed GAL, select the device type, insert the GAL to be copied into the ZIF socket, select option F6 to copy the programmed GAL into memory, replace the programmed GAL with the GAL to be programmed, and select option F3.

National Semiconductor Corp. offers a free Logic Compiler called OPAL Jr. Send for a copy and you can start to design your programmable logic. □

## PROGRAMMABLE LOGIC DEVICES

*continued from page 38*

counter used before). This counter provides several reference frequencies at the outputs;  $q_1$  is half of  $q_0$ ,  $q_2$  is half of  $q_1$ , etc. With a 40-MHz crystal oscillator connected to pin 1,  $q_0$  provides a 20-MHz clock,  $q_1$  a 10-MHz clock,  $q_2$  a 5-MHz clock,  $q_3$  a 2.5-MHz clock, and  $q_4$  a 1.25-MHz clock. The outputs SYSCLK0 and SYSCLK1 have identical equations, so they are together referred to as SYSCLK.

The SYSCLK outputs are combinatorial; they allow the system clock to be selected from  $q_0$ ,  $q_1$ ,  $q_2$ ,  $q_3$ ,  $q_4$ , or the inputs SELF or EXT. The inputs  $s_0$ ,  $s_1$ , and  $s_2$  select which clock is output to SYSCLK. From the equations it can be seen that if  $s_0$ ,  $s_1$ , and  $s_2$  are all 0, then SYSCLK is the same as the input SELF. If  $s_0$ ,  $s_1$ , and  $s_2$  are all 1, then the last product term will apply and SYSCLK will follow  $q_0$ . The final output defined in the equations is WRDAT, which is just a simple two-input OR function. The equivalent circuit to this GAL is shown in the schematic in Fig. 5; notice the savings in chip count and cost that is typical of circuits implemented with programmable logic.

The equation file is compiled with the command line:  
EQN2JED -N CLOCK

EQN2JED is the Opal Jr. program that produces the JEDEC file. It will check the CLOCK.EQN file for errors, and if it's error-free, it will produce the JEDEC file CLOCK.JED. The "-N" in the command line tells the program to produce a new log file rather than appending one to the existing log file. The log file produced is CLOCK.LOG. The log file contains a lot of interesting information about the programmed device, the use of each device pin, the product term usage, and the device pinout. CLOCK.LOG is shown in Fig. 6.

The CLOCK.JED file can be used by the programmer to configure the chip. The JEDEC file is shown in Fig. 7. □



Enter A World Of Excitement with a Subscription to

# Popular Electronics®

Get the latest electronic technology and information monthly!

Now you can subscribe to the magazine that plugs you into the exciting world of electronics. With every issue of **Popular Electronics** you'll find a wide variety of electronics projects you can build and enjoy.

**Popular Electronics** brings you informative new product and literature listings, feature articles on test equipment and tools—all designed to keep you tuned in to the latest developments in electronics. So if you love to build fascinating electronics, just fill out the subscription form below to subscribe to **Popular Electronics**... It's a power-house of fun for the electronics enthusiast.

## EXCITING MONTHLY FEATURES LIKE:

- CONSTRUCTION**—Building projects from crystal sets to electronic roulette
- FEATURES**—Educational training on digital electronics, Ohm's Law, Antennas, Communications, Antique Radio, Simplified Theory
- HANDS-ON-REPORTS**—User test comments on new and unusual consumer products
- SPECIAL COLUMNS**—Think Tank, Circuit Circus, Computer Bits, DX Listening, Antique Radio, Scanner Scene, Amateur Radio

## PLUS: ALL OUR GREAT DEPARTMENTS!

You'll get 12 exciting and informative issues of **Popular Electronics** for only \$18.95. That's a savings of \$23.05 off the regular single copy price. Subscribe to **Popular Electronics** today! Just fill out the subscription order form below.



FOR FASTER SERVICE CALL TODAY

**1-800-827-0383**

(7:30AM-8:30PM) EASTERN STANDARD TIME

## Popular Electronics® SUBSCRIPTION ORDER FORM

AREA 4

P.O. Box 338, Mt. Morris IL. 61054

**YES!** I want to subscribe to **Popular Electronics** for 1 Full year (12 Issues) for only \$18.95. That's a savings of \$23.05 off the newstand price.

(Basic Subscription Rate—1 yr/\$21.95)

Payment Enclosed  Bill me later

Please charge my:  Visa  Mastercard

Acct. #

Signature \_\_\_\_\_

Exp. Date \_\_\_\_\_

PLEASE PRINT BELOW:

NAME \_\_\_\_\_

ADDRESS \_\_\_\_\_

CITY \_\_\_\_\_

STATE \_\_\_\_\_

ZIP \_\_\_\_\_

Allow 6 to 8 weeks for delivery of first issue. U.S. Funds only.

In Canada add \$6.98 Postage (Includes G.S.T.) All Other Foreign add \$7.50 Postage.

# DRAWING BOARD

## A closer look at our automotive power supply.

BOB GROSSBLATT

I've been writing this column for a long time and occasionally I forget that there really are people out there who read it. In the last month or so I've been reminded about this because of the response to my request for information about the error codes generated by car computers. I now have a bunch of information about this subject, and I realize that there's no way I can fit it all into a column—there's just not enough room.

I'm going to wait another month or so for other mail to come in, put it all together in a coherent form, and then either present it in the magazine or post it on the bulletin board—actually I'll probably do both. I'd like to extend a particular thank you as well as a tip of the hat (who remembers where that came from?), to K. Caldwell and Tim Granger for the massive amount of paperwork they sent me.

At the moment I have complete information for 1980–1987 Ford, Chrysler, and GM cars, as well as the code list for 1990 Chrysler Plymouths (I suspect that it's good for all the 1990 Chrysler products). If you have data for other years or cars, I'd like to hear from you.

It's a good thing I'm not a vegetarian because I also have to eat a bit of crow since I made a major mistake with regard to power-supply isolation. I don't know what was going through my mind when I wrote that column, but it's completely wrong. Not only was the math incorrect ( $13.5/.5 = 27$ , not 270), but the basic concepts that I used to explain the protection of the power supply were really more suited to an environment that is less hostile than the one found under the hood of your car.

While power-supply isolation is always a good idea in general, the particulars of it have to be tailored to

the application. I have to admit that the material that appeared a few months ago was lifted from circuitry I designed for something else. Before I take this any further, a lot of you pointed out the mistake to me (some more kindly than others), but I'd like to extend particular thanks to Michael Crawford for suggesting some alternative schemes as well as hitting me on the head, and Rene Putinier for an interesting letter, a terrific application note, and several ideas that I should have thought of all by myself.

So let's take another look at power-supply protection.

There are several electrical nightmares that can show up in a car's electrical system, and each one has to be handled separately.

1. Low-voltage spikes—With an amplitude less than the 13.5-volt operating voltage, these spikes usually show up when you turn on or off

some of the standard electrical devices in your car such as the fan, lights, or horn.

2. High-voltage spikes—these transients can be either positive or negative and often are as high as 500 volts! Needless to say, the higher the voltage, the shorter the duration, but even a few microseconds of a 400-volt blast can do an extraordinary amount of damage. These spikes are generated by arcing at the battery, jump starting the car, turning the car ignition off, and corrosion at the field connections on the alternator.

3. RF interference—this usually is not a big problem because the output of CB radios and cellular phones is pretty weak, and its effect can generally be eliminated by putting your circuitry in a well-grounded metal box.

4. Human error—people sometimes put new batteries in back-

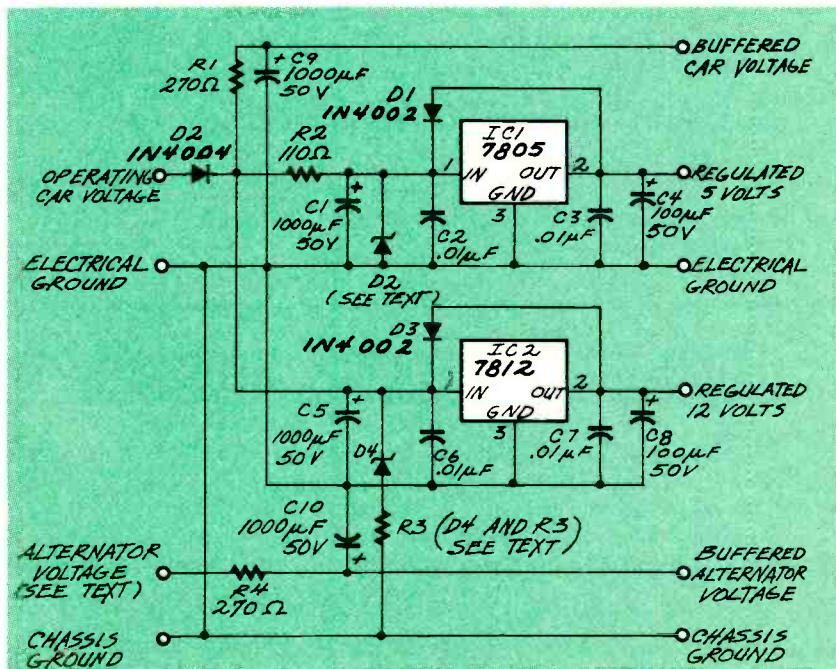


FIG. 1—A WELL REGULATED and protected power supply is necessary for semiconductor-based circuits.



wards (tell me why there's no standard polarized connector for car batteries). They also like to check whether or not jumper cables are well connected to a battery by briefly touching the ends of the cables together to get a spark. Last but not least, tow trucks frequently put two 12-volt batteries in series to get 24 volts and then use that to jump start your car. Their attitude is, as René noted, "If 12 volts is good, then 24 volts must be twice as good!"

A simple way to guard against low-voltage spikes is with a basic RC filter arrangement but, as was pointed out by all of you who wrote me letters, this scheme limits the amount of current and is good only for low-power circuits. This is all well and good for CMOS-based control and measurement designs, but as soon as you start adding relays, LEDs, and other things, you're going to be in fuse-popping country.

One of the basic rules in life is that there's no such thing as having too much power available. You might start the circuit off needing only a few milliamperes, but you can bet your new pair of white tennis shoes that overall current requirements are going to increase later on.

After some thought on the subject, it strikes me that before you design the supply, recognize that not all components require the same kind of power. Semiconductor-based circuits need all the protection they can get from the incredible amount of electronic noise that's present in a car, but relays, solenoids, and LEDs really need protection only from spikes and other gross anomalies.

A well regulated and protected power supply is shown in Fig. 1. Because I was somewhat cavalier with myself last time around, I'll take each component in turn and see exactly what it does.

Since the voltage supplied by this part of the supply is going to be so well isolated from the fluctuations in the car, it should be used for the circuitry that's most sensitive and, as you undoubtedly know, it is the CMOS section. Given that, you can safely assume that having an outside limit of 100 milliamperes is going to be fine. Remember that a

second supply can always be added if necessary.

The resistor calculation, which I screwed up last time, is going to be the car voltage (13.5) less the voltage drop across the regulator (about 2.5 volts) divided by the maximum amount of current you want. Doing the arithmetic (using a calculator this time), you get an answer of  $(13.5 - 2.5)/100\text{mA}$ , or about 110 ohms. If you try to draw more than 100 milliamperes from the regulated supply, the voltage across the regulator is going to drop, and thus the 5-volt supply is going to drop out of regulation.

The people who wrote in with comments about the 12-volt supply were correct in that the use of an isolation resistor with the regulator wouldn't leave enough voltage for the regulator to operate. Although the 7812 spec sheet calls for an input voltage that's 2.5 to 3 volts higher than 12 volts, I've used them successfully with as little as a 1.5-volt difference. Because I assume that the car will be running at 13.5 volts, the 1.5-volt difference should be fine.

That is cutting it a bit close though, so you might think about changing the regulator from a 7812 to a 7809; this 9-volt part will operate perfectly in a car. Moreover, the only reason you would need a super-protected 12-volt supply would be for powering specialized semiconductor devices such as sensors, reference voltages, and other low-power devices.

Because there's only a 1.5-volt difference between the absolute minimum voltage required by the 7812 and the car's voltage, an isolation resistor can't be used. You will, however, still protect the regulator against spikes and polarity reversal. If you need isolation on the 12-volt line, you can use (as René pointed out) other regulators that have a lower dropout voltage such as the LM2931 that needs only 0.6 volts to operate.

Protection against power reversal can be accomplished by adding the diode (D2) as shown in Fig. 1. That adds a 0.6-volt drop to each input leg of the supply, but the advantages outweigh the consequences. There's enough headroom on the 5-

volt leg to handle the diode's voltage drop, but using it on the 12-volt leg means you'll definitely have to use a low-dropout regulator or a part like the 7809. Again, it depends on what you plan to power with the higher voltage.

If you definitely need a 12-volt supply and insist on having it both isolated and regulated, it's always possible to build a DC-to-DC converter to raise the regulator's input voltage. The down side of this is that these schemes won't produce much in the way of usable current and can often generate some really dirty DC so you'll have to do some work if you want to increase the current output at 12 volts.

Overvoltage protection for the inputs is assured by the RC combination on the 5-volt leg, but it's really nonexistent on the 12-volt supply. The capacitor can soak up spikes, but a series of repetitive high-voltage spikes or an overvoltage condition that lasts longer than the RC time can still destroy the regulator as well as the rest of the supply. You can guard against this with a Zener diode (D2) as shown since it will start conducting if the voltage at the regulator input ever exceeds the Zener's breakdown voltage.

The value of the Zener diode depends what you want to protect, but a 15-volt Zener is usually a good choice. Just about the only time I would expect a protracted period of high voltage would be if 24 volts were used to jump start your car. Since that voltage would make the Zener conduct and shunt all power from the regulator, anything powered by the supply wouldn't be operating during the jump start. If you think about it, that's really not such a bad idea.

There are other schemes you can use to protect the power supply, but you're the one who has to decide if they're really needed. The use of a small coil on the main input leg will keep the current down for a short time, but the price paid for having it in the circuit is that you'll need a much larger capacitor to absorb the pulse generated by the coil. As I said, you have to figure out what's needed for your applications. Standard instruments, such as a tachometer, will probably be happy to

# Invest a stamp



## Save a bundle

For the price of a stamp, you can get the latest edition of the federal government's free **Consumer Information Catalog** listing more than 200 free or low-cost government publications on topics such as federal benefits, jobs, health, housing, education, cars, and much more. Our booklets will help you save money, make money, and spend it a little more wisely.

So stamp out ignorance, and write today for the latest free **Catalog**. Send your name and address to:

**Consumer Information Center  
Department SB  
Pueblo, Colorado 81009**

**A public service of this publication  
and the Consumer Information  
Center of the U.S. General Services  
Administration.**

be fed power by the circuit shown in Fig. 1.

The last consideration when designing the power supply is to remember that not all cars are the same. My old Jaguar is the greatest car ever made, but it's the electrical equivalent of the world's cheapest hair dryer. The ignition system regularly emits two spikes for each plug firing. The first is at least 20 volts and the second is about 5 volts. This is due to the design of the ignition system, and there's no easy way to fix it.

More modern cars are a lot quieter. Just as an aside, you wouldn't believe the extent of the work I had to do to keep alternator noise out of the radio!

When we get together next time we'll do some fun stuff and continue working on the tachometer. Again I apologize for the mistakes I made but I have to tell you... crow isn't half bad if you bake it in a slow oven at 350 degrees.  $\Omega$

### WHAT'S NEWS

*continued from page 6*

patents in 1993, giving it the distinction of being the first American company to lead the world in the number of U.S. patents granted since 1985.

According to Marshall Phelps, an IBM vice president, most of the patents related to information processing. However, he noted that among the patents granted that were not related to software were those for a high-repetition laser, an environmentally safe solvent, and a folding computer keyboard. IBM was granted 27% more patents in 1993 than it was granted in 1992, when it ranked No. 7 on the list of U.S. patent recipients.

Japanese companies still held seven out of the ten top positions in patents granted—just as they did in 1992. Toshiba and Canon were in second and third places, respectively, behind IBM. Eastman Kodak, the camera and film company, showed up in fourth place with 1008 patents.

### Multimedia patent granted

Compton's New Media, Carlsbad, CA, was granted United States Patent Number 5,241,671 for a multimedia database search system that uses a database consisting of text, picture, audio and animated data. The issuance of the patent is expected to have far-reaching implications for the fast-growing multimedia industry.

Compton's NewMedia applied for the patent just after the 1989 release of "Compton's MultiMedia Encyclopedia," the first electronic encyclopedia to integrate pictures, sound, motion, and multiple entry paths. Unlike other CD-ROM-based products of that time, Compton's product provided the ability to explore databases of text or graphics that can be interrelated yet searched independently of each other. The concept is not limited to CD-ROM's on personal computers; other multimedia platforms include the Macintosh, Philips' CD-I, and Tandy's VIS.

Comptons is seeking licensees for its multimedia technology. The licensing program will provide several options for developers. They could enter a strategic joint venture relationship with Compton's NewMedia, enter into a distribution arrangement with the Affiliated Label Program, develop a product using Compton's SmarTrieve technology, or pay royalties.

### A new bachelors degree in electronics.

The Cleveland Institute of Electronics (CIE), a correspondence school, has opened World College in Virginia Beach, VA, to offer a Bachelor's Degree in Electronics Engineering Technology (BEET).

The new college has been authorized by the Virginia Council of Higher Education to enroll students in the BEET program, and the college is seeking approval from the Council to confer the BEET degree.

World College is accredited by the Accrediting Commission of the National Home Study Council, a non-profit, voluntary association of accredited home-study schools.

For information concerning World College and the BEET program, call 800-243-6446.  $\Omega$






Plans for the world's zaniest playing—  
September 1989



Put together your own Macintosh computer—  
September 1991



Build the Tesla Coil that went square!—  
August 1989



Take a chance on our Dice-Roulette project—  
April 1989

Get the one you missed!

# Popular Electronics®

Popular Electronics back issues are available although quantities of some issues are nearly exhausted. Here's an opportunity to complete your collection, or obtain a selected back issue you cannot find elsewhere. This offer is valid only when using the coupon on this page or a photo copy.

## Special Back Issue Offer!

Please circle the issue(s) ordered!

	Jan.	Feb.	Mar.	Apr.	May	June	July	Aug.	Sep.	Oct.	Nov.	Dec.	
1987	1	2	3	4	5	6	7	8	9	10	11	12	
1988	1	<b>1987-1988 back issues not available</b>								23	24		
1989	25	26	27	28	29	30	31	32	33	34	35	36	
1990	37	38	39	40	41	42	43	44	45	46	47	48	
1991	—	49	—	50	51	52	53	54	55	56	57	58	
1992	59	60	61	62	63	64	65	66	67	68	69	70	
1993	71	72	73										

Note: Issues prior to November 1988 are "Hands-on Electronics"—the predecessor of Popular Electronics.

## How to determine cost!

Quantity	Price per copy		
	United States	Canada	Foreign *
1-5	\$6.50 US	\$6.50 US	
6-11	5.50	5.75	\$8.00 US
12-23	5.00	5.25	7.50
24 and more	4.50	4.75	7.00

Prices include handling and shipping. Prices subject to change. All orders payable in U.S.A. funds only, via international money order, check drawn on a U.S.A. bank, or acceptable credit card (Visa, MasterCard) in U.S.A. funds. Allow 6-8 weeks delivery. Foreign orders may take longer. \*Minimum foreign order—6 issues.

Visa       MasterCard       USA Bank Check       US or Int. Money Order

[Note: Credit Card minimum order is \$15.00.]

Credit Card Number \_\_\_\_\_ Exp. Date \_\_\_\_\_ / \_\_\_\_\_

Signature \_\_\_\_\_

Name \_\_\_\_\_

Address \_\_\_\_\_

City \_\_\_\_\_ State \_\_\_\_\_ ZIP \_\_\_\_\_

Send Orders To: CLAGGK, Inc., P.O. Box 4099, Farmingdale, NY 11735. Sorry, no telephone orders.

# COMPUTER CONNECTIONS

General Magic has something up its sleeve.

JEFF HOLTZMAN

**Y**ou might wish for an easy way to find the things you need: electronic components, stock prices, entertainment software, travel information, high-tech goods and services, antique car parts, or technical and business information. You might also wish for an easy way and stay in touch with people such as your political representatives, medical experts, legal experts, and technical experts. Or perhaps you want an easy way to advertise your own goods and services, making sure that the right people receive your message. You might be addicted to exploring on-line services such as CompuServe, America Online, Prodigy, the Internet, and legions of electronic bulletin-board systems. Or you might even have a strategic interest in where the information revolution is leading us, and how we're going to get there.

If any of those statements apply to you, you're going to be interested in a group of technologies developed by a company called General Magic.

General Magic is a spin-off of Apple Computer; two key technical managers were members of the original Macintosh design team, and another was involved in development of the the X.400 and X.500 network/E-mail standards. General Magic's boards of directors and advisors reads like a global "Who's Who" of visionaries in graphics, telecommunications, and consumer electronics.

General Magic has formed an alliance of companies, each of which licensed its technologies and plans to introduce products based on them. Neither Microsoft nor IBM is involved. But Apple, AT&T, Matsushita, Motorola, Philips, and Sony are. General Magic has also enlisted a cadre of leading-edge com-

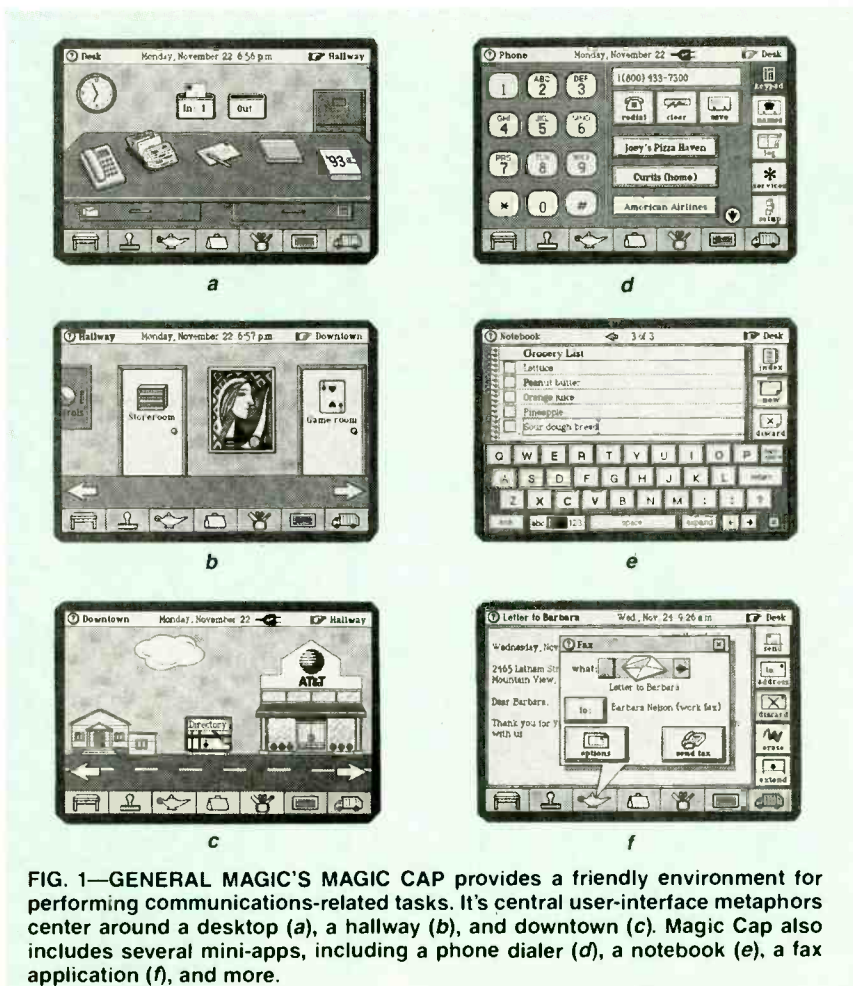
puter-industry software developers including America Online, Intuit, Mead Data Central (known for its Lexis and Nexis on-line databases), Official Airline Guides (OAG), Oracle, PenWare, SkyTel, RadioMail, Sony Electronic Publishing, and numerous others.

## What does it do?

The General Magic technologies include both hardware and software. The hardware is a handheld communicator, much like Apple's Newton MessagePad. The software enables a communicator, as well as

a standard PC or Macintosh, to communicate with ease. The series of screen shots in Fig. 1 were taken from a prototype communicator, and they illustrate the friendly nature of General Magic's software environment.

The environment provides three "places:" a desktop (a), a hallway (b), and downtown (c). By tapping a given object—e.g., the telephone, the in-box, or the planner—in one of those places, a new screen pops up. For example, you might display a telephone database/dialer (d), a notebook (e), or a fax application (f).





# EN Computer Admart

Rates: Ads are 2¼" × 2½". One insertion \$995 each. Six insertions \$950 each. Twelve insertions \$925 each. Closing date same as regular rate card. Send order with remittance to Computer Admart, Electronics Now Magazine, 500-B Bi-County Blvd., Farmingdale, NY 11735. Direct telephone inquiries to Arline Fishman, area code-1-516-293-3000. FAX 1-516-293-3115. Only 100% Computer ads are accepted for this Admart.

## GET THE MOST FROM YOUR PC'S HARD DISK




If you are disorganized and use your hard disk inefficiently, you need this book to help you organize your files, use batch files, and use backup and security procedures. To get your copy (BP280) send \$6.95 plus \$2.50 for shipping in the U.S. only to Electronics Technology Today Inc., P.O. Box 240, Massapequa Park, NY 11762-0240.

## Get Started in Lotus 1-2-3 The Easy Way



If you are getting started in Lotus 1-2-3 at any release level, you'll want these power-packed duo publications designed for first-time users and those who need refresher orientation. To get both (BP261 and BP302) send \$12.20 plus \$2.50 for shipping in the U.S. only to Electronics Technology Today Inc., P.O. Box 240, Massapequa Park, NY 11762-0240.

## HiWIRE II Schematic and PCB Software



With support for expanded and extended memory, HiWIRE II can handle your most demanding schematic and PCB designs. The unique HiWIRE II editor allows you to display and edit schematics and PCBs simultaneously, using the same commands for each. HiWIRE II is \$995 and is guaranteed.



Wintek Corporation  
1801 South Street  
Lafayette, IN 47904

(800) 742-6809 or (317) 448-1903

CIRCLE 181 ON FREE INFORMATION CARD

Built-in applications include a sketching package, a word processor, and a file manager.

### Hardware and software

General Magic is not a hardware manufacturer. Nonetheless, it has defined a "minimum functionality specification" (MFS), shown in Table 1, that any certified compatible device must meet. General Magic partners and consumer-electronics giants Matsushita, Motorola, Philips, and Sony are building compatible communicators, which should be released in the second half of 1994.

The software comprises two components: Magic Cap and Telescript. Magic Cap is an operating environment and a user interface, not a complete operating system. By analogy, it is more like Windows 3.x—without DOS—than OS/2 or Macintosh System 7. General Magic states that Magic Cap "provides powerful building blocks that enable independent software developers to create new applications and services," and further describes it as "an object-oriented, communication-centered platform for development." Magic Cap does not provide handwriting recognition. Magic Cap runs on personal communicators; it also runs like any other application under Windows and System 7.

Telescript is a behind-the-scenes technology with no user interface. Like PostScript, it is a programming language. PostScript specializes in representing graphical and font information in a device-independent manner. Telescript specializes in performing communication-oriented tasks in a network-independent manner. Like PostScript, Telescript is interpreted at run time from strings of ASCII text.

Every PostScript printer or video windowing system (e.g., NextStep, now known as OpenStep) contains a PostScript interpreter, a software "engine" that reads the ASCII-based programming instructions and makes and erases marks on the host output device accordingly. Every PostScript *interpreter* is different, depending on the nature of the output device (resolution, color depth, page rate, etc.). But the PostScript *language* is always the same. In most cases, an application can write the same page-description code—i.e., the same PostScript program—with no knowledge of the output device, whether it is a \$1000 laser printer, a \$50,000 imagesetting machine, a video screen, a sign cutter, or something altogether different.

In like fashion, applications that use Telescript can deliver the same communications code to various

network connections, regardless of the underlying link technology (e.g., Ethernet, Token Ring, or asynchronous modem). Hiding the gory details of network programming is a brilliant concept. I hope that General Magic does not try to keep it locked under veils of proprietary secrecy as Adobe originally did with PostScript.

In any case, General Magic has applied these technologies to a simple yet compelling vision of the next step in the information revolution: information "agents" that travel the information superhighways searching for the goods, services, and information that we want. As users, we interact with these agents on handheld communicators and standard desktop computers. Of course, the concept of agents did not originate with General Magic. What is unique is the way the company has encapsulated messy network transports and protocols so that they can be dealt with in a conceptually clear and unified manner.

What's the relationship between Magic Cap and Telescript? Just as every PostScript printer must run a PostScript engine to interpret PostScript code, every "place" on a network must run a Telescript engine to interpret Telescript code. This means that every Magic Cap communicator runs a Telescript en-

gine, as must every node to which it could connect. For example, America Online has committed to running a Telescript engine. Therefore, any Magic Cap communicator will be able to interact with America Online, as would any PC or Macintosh running Magic Cap.

America Online already has a user interface—and a pretty good one at that. What do Magic Cap and Telescript do that America Online can't do by itself? From a user's viewpoint, General Magic technology could provide a unified front end not only to America Online, but also (conceivably) to CompuServe, a corporate database, and perhaps even the Library of Congress.

From a software developer's viewpoint, the uniform programming interface provided by Telescript can drastically simplify the job of developing applications. That in turn allows developers to focus more on defining and meeting user requirements, and less on the intricacies of communicating data via this or that network protocol.

In essence, an agent is a Telescript program that is sent to do a job. Once an agent arrives at a destination, it typically interacts with another agent, perhaps a supervisor or manager of local resources, or a tour guide, or an authenticator. *How* an agent arrives at a destination is moot, and that's the beauty of Telescript.

### Silver lining?

General Magic's literature focuses heavily on commercial applications of its technology. Primarily, the company is promoting the idea of shopping malls—*electronic* shopping malls. In this view, the primary purpose of agents is to seek out goods, services, and information, and to return them to the requester. By itself, this commercial focus is neither good nor bad. But if Telescript technology ends up being used exclusively for commercial purposes, it might, at best, achieve limited appeal.

The reason for its limited appeal is that there is a lot of information in the public-domain available from educational and research institutions, primarily through the Internet. Will these institutions have to pay a sig-

**TABLE 1  
MINIMUM FUNCTIONALITY  
SPECIFICATION**

Magic Cap software  
Data/fax modem  
IR communications  
PCMCIA card expansion  
Microphone  
Speaker  
Motorola 68349 CPU  
480 × 320 × 4 pixel LCD touch screen  
3 MB of ROM  
1 MB of RAM

nificant licensing fee to run a Telescript server? The U.S. Government also has reams of data that is, by definition, public domain—but it's expensive or impossible to get. Can we envision the Library of Congress, the Department of Commerce, and the Advanced Research Projects Agency (ARPA) running Telescript servers? Who will pay for them? Could the commercial users, the "Magic Cap Home-Shopping Network," subsidize the effort, much as business telephone use has long supported private use?

There are other potential difficulties, not the least of which is the problem of bootstrapping a new industry into existence. Without paying users, service providers might be reluctant to commit dollars toward developing creative new services. And without compelling new or at least cost-effective old information services, users might be reluctant to buy into the technology.

There are technical problems with the communicators as well. Screen resolution is limited; color might or might not be available; and the lack of a keyboard will surely push many mobile users toward traditional portable computers. It is possible to do everything with them that a Magic Cap communicator can do, although the user must do more work. The Magic Cap's HyperCard-like user interface is certainly compelling at first glance. But its two-dimensional navigational structure may prove limiting as users' needs increase.

The technical difficulties might be overcome by the time real products are introduced later this year. But the larger issues remain.

The concepts behind Telescript are brilliant. Telescript, or something like it, is destined to become for the telecommunications industry what PostScript has become for the publishing industry: a standard, something simply taken for granted. Magic Cap, on the other hand, is just another operating environment, although one with some compelling features.

### Happy birthday

This past January 24th marked the 10th anniversary of the birth of the Macintosh computer. On that date in 1984, Apple introduced the original Macintosh, which was based on an 8-MHz 68000 with 128K of RAM. It also introduced the concept of the graphical user interface (GUI) to a skeptical business world. It took six more years and the release of Windows 3.0 for Apple's vision to be vindicated.

Apple's original marketing concept was severely flawed: It proclaimed the Mac as "the computer for the rest of us." Yet for most of that ten-year history Apple priced it considerably higher than an equivalent IBM-compatible PC. The company also hid both the hardware and the software under a proprietary shroud that only now is it beginning to lift.

Apple tried to sue both Microsoft and Hewlett-Packard for copying elements of the Macintosh interface; over the course of many years and millions of dollars, the suit was gradually dismantled. Anyone with a knowledge of the history of the computer industry knew that most GUI concepts did not originate with Apple, but rather with Xerox half a decade before. Ironically, beta versions of the upcoming release of Windows 4 provide an even more Mac-like interface that is complete with nested folders, exploding windows, and loss of the distinction between Windows' Program Manager and File Manager.

Nonetheless, throughout it all, Apple has exhibited a sense of persistence and dedication to a vision that was initially derided, but is now taken for granted. Don't forget history. Give credit where it is due. May Apple's next decade prove as visionary as its first. □



# BUYER'S MART

## FOR SALE

**TUBES:** "oldest", "latest". Parts and schematics. SASE for lists. **STEINMETZ**, 7519 Maplewood Ave. RE, Hammond, IN 46324.

**TUBES**, new, up to 90% off, SASE, **KIRBY**, 298 West Carmel Drive, Carmel, IN 46032.

**DESCRAMBLE** cable. Add simple circuit to Radio Shack RF modulator. Instructions \$8.00. **TELCOM**, Box 832E4, Brusly, LA 70719.

**DESCRAMBLERS**, Cable TV converters, **lowest prices**, guaranteed, best quality, all types available. **CNC CONCEPTS INC.**, Box 49503, Minneapolis, MN 55449.

**CABLE Converters, accessories below wholesale!** Immediate delivery from giant stock! COD orders only. 1 (800) 995-1749.

**RESTRICTED** information: surveillance & schematics, locks, cable, hacking, more. Details: **MENTOR**, Box 1549-Z, Asbury, NJ 07712.

## CLASSIFIED AD ORDER FORM

To run your own classified ad, put one word on each of the lines below and send this form along with your check to:

**Electronics Now Classified Ads**, 500-B Bi-County Boulevard, Farmingdale, NY 11735

**PLEASE INDICATE** in which category of classified advertising you wish your ad to appear. For special headings, there is a surcharge of **\$25.00**.

Plans/Kits     Business Opportunities     For Sale  
 Education/Instruction     Wanted     Satellite Television

Special Category: \$25.00

### PLEASE PRINT EACH WORD SEPARATELY, IN BLOCK LETTERS.

(No refunds or credits for typesetting errors can be made unless you clearly print or type your copy.) Rates indicated are for standard style classified ads only. See below for additional charges for special ads. **Minimum: 15 words.**

1	2	3	4	5
6	7	8	9	10
11	12	13	14	15 (\$46.50)
16 (\$49.60)	17 (\$52.70)	18 (\$55.80)	19 (\$58.90)	20 (\$62.00)
21 (\$65.10)	22 (\$68.20)	23 (\$71.30)	24 (\$74.40)	25 (\$77.50)
26 (\$80.60)	27 (\$83.70)	28 (\$86.80)	29 (\$89.90)	30 (\$93.00)
31 (\$96.10)	32 (\$99.20)	33 (\$102.30)	34 (\$105.40)	35 (\$108.50)

We accept MasterCard and Visa for payment of orders. If you wish to use your credit card to pay for your ad fill in the following additional information (Sorry, no telephone orders can be accepted):

Card Number

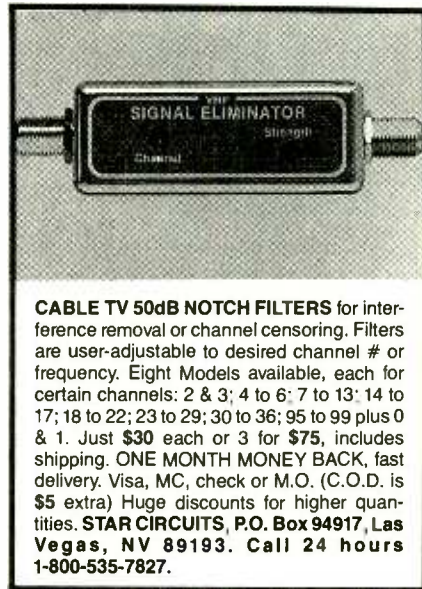
Expiration Date

Please Print Name

Signature

**IF YOU USE A BOX NUMBER YOU MUST INCLUDE YOUR PERMANENT ADDRESS AND PHONE NUMBER FOR OUR FILES. ADS SUBMITTED WITHOUT THIS INFORMATION WILL NOT BE ACCEPTED.**

**CLASSIFIED COMMERCIAL RATE:** (for firms or individuals offering commercial products or services) \$3.10 per word prepaid (no charge for zip code)...**MINIMUM 15 WORDS**. 5% discount for same ad in 6 issues; 10% discount for same ad in 12 issues within one year; if prepaid (not applicable on credit card orders). **NON-COMMERCIAL RATE:** (for individuals who want to buy or sell a personal item) \$2.50 per word, prepaid...no minimum. **ONLY FIRST WORD AND NAME** set in bold caps at no extra charge. Additional bold face (not available as all caps) **55¢ per word additional**. Entire ad in boldface, \$3.70 per word. **TINT SCREEN BEHIND ENTIRE AD: \$3.85 per word. TINT SCREEN BEHIND ENTIRE AD PLUS ALL BOLD FACE AD: \$4.50 per word. EXPANDED TYPE AD: \$4.70 per word prepaid.** Entire ad in boldface, \$5.60 per word. **TINT SCREEN BEHIND ENTIRE EXPANDED TYPE AD: \$5.90 per word. TINT SCREEN BEHIND ENTIRE EXPANDED TYPE AD PLUS ALL BOLD FACE AD: \$6.80 per word. DISPLAY ADS:** 1" x 2 1/8"—\$410.00; 2" x 2 1/8"—\$820.00; 3" x 2 1/4"—\$1230.00. General information: Frequency rates and prepayment discounts are available. **ALL COPY SUBJECT TO PUBLISHERS APPROVAL. ADVERTISEMENTS USING P.O. BOX ADDRESS WILL NOT BE ACCEPTED UNTIL ADVERTISER SUPPLIES PUBLISHER WITH PERMANENT ADDRESS AND PHONE NUMBER.** Copy to be in our hands on the 1st of the third month preceding the date of the issue. (i.e., Aug. issue copy must be received by May 1st). When normal closing date falls on Saturday, Sunday or Holiday, issue closes on preceding working day. Send for the classified brochure. Circle Number 49 on the Free Information Card.



**CABLE TV 50dB NOTCH FILTERS** for interference removal or channel censoring. Filters are user-adjustable to desired channel # or frequency. Eight Models available, each for certain channels: 2 & 3; 4 to 6; 7 to 13; 14 to 17; 18 to 22; 23 to 29; 30 to 36; 95 to 99 plus 0 & 1. Just **\$30** each or 3 for **\$75**, includes shipping. **ONE MONTH MONEY BACK**, fast delivery. Visa, MC, check or M.O. (C.O.D. is **\$5** extra) Huge discounts for higher quantities. **STAR CIRCUITS, P.O. Box 94917, Las Vegas, NV 89193. Call 24 hours 1-800-535-7827.**

**CABLE TV converters.** Jerrold, Zenith, Pioneer, Oak, Scientific Atlanta, and many more. 12 years experience gives us the **advantage**. Visa/MC Amex COD **ADVANTAGE ELECTRONICS, INC.**, 1 (800) 952-3916 1125 Riverwood Dr., Burnsville, MN 55337.

**CABLE test-chips** as low as \$9.95, for testing cable boxes in **full service** mode. Jerrold: Starcom VI & VII, Jerrold cubes; Pioneer, clears E2 thru E5; Pioneer cubes: BA-5000 thru BA-6700; Tocom 5503/5507; Scientific Atlanta: 8500 thru 8600; Zenith: all but PZ1; remote \$10.00. **N.E. ENGINEERING**, 1 (800) 926-4030, fax (617) 770-2305.

**TEST equipment** pre-owned now at affordable prices. Signal generators from \$50.00, oscilloscopes from \$50.00. Other equipment including manuals available. Send \$2.00 U.S. for catalog refunded on first order. **J.B. ELECTRONICS**, 3446 Dempster, Skokie, IL 60076. (708) 982-1973.

## FREE CATALOG

**FAMOUS "FIRESTIK" BRAND CB ANTENNAS AND ACCESSORIES. QUALITY PRODUCTS FOR THE SERIOUS CB'er. SINCE 1962**  
**FIRESTIK ANTENNA COMPANY**  
 2614 EAST ADAMS  
 PHOENIX, ARIZONA 85034

**THE Case Against the Patents.** Thoroughly tested and proven alternatives that work in the real world. \$24.50. **SYNERGETICS PRESS**, Box 809-C, Thatcher, AZ 85552. (602) 428-4073. Visa/MC.

**CABLE test chips.** Jerrold, Tocom, S.A., Zenith. Puts cable boxes into **full service mode!** \$29.95 to \$59.95. 1 (800) 452-7090, (310) 902-0841.

**Look to the Future**  
*With Your Own*  
**Cable Converter & Descrambler !**

**1-800-228-7404**



**NU-TEK ELECTRONICS**  
**FREE CATALOG!**

3250 Hatch Rd.  
 Suite 1 C  
 Cedar Park, TX 78613

**ALL MAJOR BRANDS**

COD

**"NEW & IMPROVED"**  
**Cable TV**  
**Universal Descramble Kit**  
**\$69.00**

**Works with all systems**  
**Call Toll Free 1-800-886-8699**

**CABLE doctor.** Stop the bullet and ID signals in cable lines. Send \$20.00 to: **R.R. ENTERPRISES**, PO Box 3532, Easton, PA 18043.

**CABLE descrambling** New secret manual. Build your own descramblers for cable and subscription TV. Instructions, schematics for SSAVI, gated sync, sinewave, (HBO, Cinemax, Showtime, UHF, Adult) \$12.95, \$2.00 postage. **CABLETRONICS**, Box 30502R, Bethesda, MD 20824.

**CB RADIO OWNERS!**

We specialize in a wide variety of technical information, parts and services for CB radios. 10-Meter and FM conversion kits, repair books, plans, high-performance accessories. Thousands of satisfied customers since 1976! Catalog \$3.

**CBC INTERNATIONAL, INC.**  
 P.O. BOX 31500EN, PHOENIX, AZ 85046

**CABLE TV Descramblers** most models, best prices, all guaranteed! Monthly special, Scientific Atlanta 8600 \$320.00. C.O.D. orders & catalog only 1 (800) 337-CABLE. (206) 944-9134 info. **CABLE CREATIONS.**

**LASER** robotic and computer components below wholesale. 8088 computer with keyboard, monitor, and printer \$70.00 plus \$8.00 shipping. Catalog \$2.00 refundable on first order. **FINDLEY DIGITAL EQUIPMENT**, 1010 Columbia Ave., Lancaster, PA 17603.

**NEW!** Universal descrambler upgrade, improvement, modification, repair parts/instructions. Delivers better picture, performance. \$15.00 **ROBERT SNOW**, 22049 Lansdowne, Saint John, Canada E2K4T7.

**SECRET cable descramblers!** Build your own descrambler for less than \$12.00 in seven easy steps! **Radio Shack** parts list and free descrambling methods that cost nothing to try, included. Send \$10.00 to: **INFORMATION FACTORY**, Dept. 4, PO Box 669, Seabrook, TX 77586. For COD's (713) 922-3512 any time!

**300 Experimenters Circuits** — Complete in 6 practical books using diodes, relays, FET's, LED's, IC 555's, and IC CA3130's for building blocks. Only \$33.00 plus \$5.50 for shipping. USA and Canada only. US funds. **ETT, INC.**, PO Box 240, Massapequa Park, NY 11762-0240.

**PAY TV AND SATELLITE DESCRAMBLING**  
 Our Best Yet 1994 EDITION Our Best Yet

Includes the latest cable box and satellite (PLUS 8-MAC) fixes. Lots of schematics and chip files (all new), bullets, ECM's, etc. ONLY \$15.95. Our best yet. Other Pay TV editions, volumes 1-5 (all different), \$15.95 each. The Complete Wizard. VCI PLUS hacking. \$15.95. Satellite Systems Under \$600 \$12.95. Wireless Cable Hacking \$12.95. Hacker Video \$19.95. Any 3/\$34.95 or 5/\$52.95. Scrambling News monthly \$29.95 Scrambling News Year One (176 pages) \$39.95. Everything listed here and more \$129.95. Includes all our information. Catalogs \$1

Scrambling News, 1552 Hertel Ave., #123  
 Buffalo, NY, 14216. Voice/Fax (716) 874-2088  
 COD'S ARE DR. ADD \$5

**CABLE TV converters:** Jerrold, Oak, Scientific Atlanta, Zenith & many others. "New MTS" stereo add-on: mute & volume. Ideal for 400 and 450 owners! 1 (800) 826-7623, Amex, Visa, M/C accepted. **B & B INC.**, 3584 Kennebec, Eagan, MN 55122.

**CONVERTER** — descramblers: Examples, Zenith Ziac \$225.00, ST 1600 \$240.00 Scientific Atlanta 85XX \$195.00, 8600 \$325.00, Oak RTC56 \$99.00, M35B \$45.00. All Pioneer test generator \$160.00. Most makes in stock, COD ok. **MOUNT HOOD ELECTRONICS**, (206) 260-0107.

**CABLE TV**  
**DESCRAMBLERS**  
**1-800-233-9388**  
**FREE CATALOG**  
 GUARANTEED BEST PRICES • IMMEDIATE SHIPPING  
**APPLE ELECTRONICS**  
 3389 Sheridan St. • Suite 257  
 Hollywood, FL 33021

**PRINTED circuit boards.** Design and fabrication of printed circuits to your requirements. Small runs OK. Fast turnaround, 27 years experience. Call, write or fax for information. **SHORE PRINTED CIRCUITS**, 36 Fairview Avenue, Little Silver, NJ 07739. 1 (800) 572-1574, fax (908) 747-6301.

**CABLE TV converters, descramblers.** Scientific Atlanta, Zenith, Jerrold, Pioneer, Oak. Replacements for most models. Quality, price and service. Dealer inquiries invited. **EAGLE ELECTRONICS, INC.**, 1 (800) 259-1187, #1, 1301 Railhead Blvd., Naples, FL 33963. Visa/MC.

**Telephone Listening & Recording Devices**

MA-100 Devices Hidden in Dual Modular Adapters! MA-100 DMR-20  
 FM Transmitter Recording Adapter

Crystal clear reception on FM radio up to 1/4 mile  
 SnapIt! uses phone line for power & antenna

DMR-20  
 Starts & stops recorder when phone is used  
 Plugs into standard cassette recorder  
 Works when any phone in house is used

\$25.95 free shipping Visa/MC (214) 255-7490 \$29.95  
 Seamor-Radix Inc. Box 180755 - EN Irving, TX 75016

**PLANS AND KITS**

**PRINTED circuit boards, etched & drilled.** Free delivery. **K&F ELECTRONICS INC.**, 33041 Groesbeck, Fraser, MI 48026. (313) 294-8720, fax (313) 294-5999.

**FASCINATING kits!** Lasers, voice changers, gas sensors, and more! Send \$1.00 for catalog. **LNS TECHNOLOGIES**, 20993 Foothill Blvd. Suite 307R, Hayward, CA 94541-1511.

**MEMBRANE SWITCH KITS!**

These highly durable water resistant flat-panel keypads can be assembled in minutes with YOUR legend! Available in 4, 12, 16, 24 & 40 Key models. Steel "clickdomes" optional. Connector and bezel included.

12 key DSK-12 \$12.75  
 4 key DSK-4 \$8.75

MAKE YOUR OWN LEGEND!

INDUSTRIAL GRADE

Call for free brochure  
 Sil-Walker 880 Calle Plano, Unit N,  
 Camarillo, CA 93012  
 (805) 389-8100 FAX (805) 484-3311

**TOP quality** imported, domestic kits; computers, components; surplus, discount electronics, parts; auto, home electronics; lasers. **Catalog \$2.00.** **TEKTRASONIX**, 740 E. Bay Avenue, Manahawkin, NJ 08050.

**CABLE TV Turn-ons.** Kits and chips for cable converters are easy to install and use. They will turn on your cable box to their full ability for as long as your test may last. Call **TAZ ELECTRONICS** for the best pricing and guaranteed #1 quality. 1 (800) 800-8532 1 (800) 800-9521.

**STUDIO quality** FM broadcast transmitter. Crystal controlled digital unit can be programmed from 80 to 120MHz in 100KHz steps. 150mW transmitter kit \$160.00 U.S. **WAVEMACH COMMUNICATIONS**, #302-320 Dixon Road, Etobicoke, Ontario M9R-1S8. (416) 243-2260.

**TERRESTRIAL** receiving antenna receives galactic, underground and lost signals, easily built. For plans send \$10.00 MO SASE to **COLSUL COMM.**, 4210 82nd, Suite 143, Lubbock, TX 79423.

**LEARN** how to design any system using 8051 microcontroller. Complete info including schematic, programming \$49.00, kit \$99.00, we also design custom circuits. Info \$5.00. **CPU ADVANCE**, Box 2434 Harwood Station, Littleton, MA 01460.

**CREDIT card, ATM, read systems** from \$140.00, read/write systems from \$380.00, backup your credit cards, build a system to open door with your credit card. All systems run on PC, schematics or complete systems. Info \$5.00. **CPU ADVANCE**, Box 2434 Harwood Station, Littleton, MA 01460.

**60 SOLDERLESS Breadboard Projects** in two easy-to-read pocket books. Complete with circuit descriptions, schematics, parts layouts, component listings, etc. Both books (BP107 & BP113) only \$11.90 plus \$3.50 for shipping. USA and Canada only. US funds. **ETT, INC.**, PO Box 240, Massapequa Park, NY 11762-0240.

**FASCINATING** electronic devices! Voice Disguiser! Vocal truth indicator! Lasers! Transmitters! Detectors! Free energy! High voltage! More! Kits/Assembled! Catalog \$4.00 (refundable). **QUANTUM RESEARCH**, 17919-77th Ave., Edmonton, Alberta, Canada. T5T 2S1.

**INVENTORS**

**INVENTORS!** Can you patent and profit from your idea? Call **AMERICAN INVENTORS CORP.** for free information. Serving inventors since 1975. 1 (800) 338-5656.

**SUPPORT RESEARCH.**

**American Heart Association**



## EDUCATION & INSTRUCTION

**F.C.C. Commercial General Radiotelephone License.** Electronics home study. Fast, inexpensive! "Free" details. **COMMAND**, D-176, Box 2824, San Francisco, CA 94126.

**ELECTRONIC engineering.** 8 volumes complete. \$109.95. No prior knowledge required. Free brochure. **BANNER TECHNICAL BOOKS**, 1203 Grant Avenue, Rockford, IL 61103.

**SEND** electronic (E-mail) from your PC to anywhere in the world. Sometimes you don't have to pay anything. Learn the technology of the future (networking) and make money full time or part time. Info \$5.00. **CPU ADVANCE**, Box 2434 Harwood Station, Littleton, MA 01460.

**HAVING difficulty understanding transistors?** We have the answer. Our new simplified 8 page text "Transistors Today" avoids the confusing "holes" and "majority carrier" concepts. Practical projects described. \$4.70. **THERMADYNE INC.**, Box 6167 (Dept. 3), Arlington, VA 22206. (703) 549-5325.

**PC Power supplies.** What they are. How they work. Safe and easy low voltage test and repair. 96 pages, 37 illus. \$19.95. **WELX TECH**, Box 34, Greenbelt, MD 20768.

## ANTIQUE RADIO CLASSIFIED

**Free Sample!**

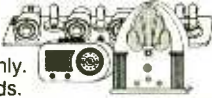
Antique Radio's

Largest Circulation Monthly.

Articles, Ads & Classifieds.

6-Month Trial: \$16.95. 1-Yr: \$29.95 (\$44.95-1st Class).

A.R.C., P.O. Box 802-L11, Carlisle, MA 01741



## BUSINESS OPPORTUNITIES

**MAKE \$75,000.00 to \$250,000.00 yearly.** Learn **IBM monitors** repairs. (solutions most brands). New home based business program. Software available. Information: **USA-Canada** \$3.00 cash (no checks), dealers wanted worldwide (\$35.00) **US funds.** **RANDALL DISPLAY**, PO Box 2168 R, Van Nuys, CA 91404 USA.

**EASY work!** Excellent pay! Assemble products at home. Call toll free 1 (800) 467-5566 Ext. 5192.

**START** your own technical venture! Don Lancaster's newly updated **Incredible Secret Money Machine II** tells how. We now have autographed copies of the Guru's underground classic for \$18.50. **SYNERGETICS PRESS**, Box 809-C, Thatcher, AZ 85552. (602) 428-4073. Visa/MC.

**EXCELLENT** extra income! Assemble easy products at home. Program guaranteed! 1 (800) 377-6000 Ext. 6870, open Sun.

## CB'S AND SCANNERS

**SCANNERS, CB's radar detectors.** Call or write for free catalog. (803) 829-3411. **C.B. DOCTOR**, PO Box 2842, Orangeburg, SC 29116-2842. Toll free order line available.

## INVENTIONS

**FREE invention package:** **DAVISON AND ASSOCIATES** offers customized development, patenting, and licensing for new products and ideas. Proven results: 1 (800) 677-6382.

## CABLE TV TURN-ON CHIPS

**SUPER Cable TV "Test Chips".** Provides full service activation. Excellent instructions & illustrations. **Jerrold Starcom:** DP(V)S, DP(V)T, DPBB7. **Pioneer:** BA-5000 thru BA-6700. **Scientific Atlanta:** 8500 thru 8600. **Tocom:** 5503-VIP, 5507. **Zenith:** ST-1000 thru ST-5000. **Call now!! MASTER COMPONENTS. 1 (800) 233-0570.**

## CABLE BOX WHOLESALE, INC.

**BEST BOXES—BEST PRICES**

**Immediate Shipping—COD's**

**Satisfaction Guaranteed**

**FREE Catalog—Call Now**

**800-841-7835**

## CABLE/SATELLITE

**UNDETECTABLE cable/satellite descrambler** will work on all systems **guaranteed!** Send **SASE/info**, \$94.95/kit, \$14.95/plans. **MYSTICAL ELECTRONICS**, PO Box 481, Cooper Station, New York, NY 10276.

## SATELLITE TV

**FREE catalog** — Lowest prices worldwide. **SKYVISION**, 1012 Frontier, Fergus Falls, MN 56537. 1 (800) 334-6455. See full page ad the Shopper section.

**VIDEOCYpher II** descrambling manual. Schematics, video and audio. Explains DES, Eprom, CloneMaster, Pay-per-view (HBO, Cinemax, Showtime, Adult, etc.) \$16.95, \$2.00 postage. Schematics for Videocypher II Plus, \$20.00. Schematics for Videocypher II 032, \$15.00. Software to copy and alter Eprom codes, \$25.00. **VCI Plus Eprom**, binary and source code, \$30.00. **CABLETRONICS**, Box 30502R, Bethesda, MD 20824.

## CABLE TV DESCRAMBLER LIQUIDATION!

**FREE CATALOG!**

**Hamiln Combos \$44, Oak M35B \$60 (min. 5), etc.**

**WEST COAST ELECTRONICS**

For Information: 818-709-1758

Catalogs & Orders: 800-628-9656

## BEST BY MAIL

**Rates: Write National, Box 5, Sarasota, FL 34230**

**OF INTEREST TO ALL**

**PROTECT YOURSELF** — **PEPPER** Sprays, Alarms: **GHB SECURITY**, Box 652, Hampstead, MD 21074-0652.

**MODERN DAY REVIVAL?** Eternal Security? Send for **FREE Bible Studies**. Light, St. Maries, ID 83861.

## BUSINESS OPPORTUNITIES

**EXPLOSIVE NEW 900** Number Home Business Opportunity! Free Details! 508-234-7539.

## EDUCATION

**HIGH SCHOOL DIPLOMA** Fast New Program Credit For Experience 1-800-494-9065.

## VACATIONS

**\$5.00 A DAY VACATION HOTELS!!** Save Big \$ With Great Vacation Hotel Specials. 6 Days 5 Nights Waikiki, Hawaii; 5 Days 4 Nights Las Vegas; Freeport, Bahamas; Cancun, Mexico, As Low As \$25.00. Plus Discount Airfares, Cruises And Much Much More! Call Now 1-800-864-8720.

## PATENTING

**INVENTORS: THE CONCEPT NETWORK** represents people who want to patent and market their new product ideas. Schematics or prototype preferred but not required. Free information kit. Call 1 (800) 835-2246 ext 67.

## ALL ELECTRONICS

Courteous Service - Discount Prices - Fast Shipping

### ULTRABRIGHT LED

Toshiba# TLRA180AP  
High brightness T 1-3/4 LED. Water clear, lights RED. 3000 mcd @ 20 ma. Great for indoor or outdoor displays.



**2 FOR \$1.00**

**100 for \$45.00**

CAT # LED-19

### DIP SOLID STATE RELAY

International Rectifier # DP61K  
SPST normally open solid state relay in DIP configuration.  
AC Load: 300 ma., 20-280 Vac  
DC Input (turn on): 5 to 25 ma.  
The DC input can be any voltage as long as the current is maintained between 5 and 25 ma.  
LARGE QUANTITY AVAILABLE!



CAT # SSRLY-03

**\$1.25 each**

**25 for \$31.25**

### ELECTROLUMINESCENT "GLOW STRIP"



4.75" X 10.25" electroluminescent glow strip operates on 80-125 Vac. Emits a soft pink/white glow when energized. Great for backlighting control panels and special effects. Thin and flexible, can be used on curved surfaces. 0.04" thick. 2 wire connection

CAT# GS-510

**\$6.00 each**

### 11 Vdc, 500 ma. WALL TRANSFORMER

**SUPER SPECIAL!**

We have lots of these brand new wall transformers rated 11 Vdc @ 500 ma., but they work fine at 12 volts. With no load they output 16.2 Vdc. 2.1mm id power plug center positive. White case - U.L. listed



CAT# DCTX-115

**\$2.00 each**

**100 for \$175.00**

**ORDER TOLL FREE 1-800-826-5432**

CHARGE ORDERS to Visa, MasterCard or Discover

TERMS Minimum order: \$10.00 Shipping and handling for the 48 continental U.S.A. \$4.00 per order. All others including AK, HI, PR or Canada must pay full shipping. All orders delivered in CALIFORNIA must include state sales tax (7.25%, 7.5%, 7.75%, 8.25%, 8.5%). Quantities Limited NO C.O.D. Prices subject to change without notice

CALL, WRITE or FAX for a Free

**64 Page CATALOG**  
Outside the U.S.A. send \$2.00 postage

MAIL ORDERS TO:  
**ALL ELECTRONICS CORPORATION**  
P.O. Box 567  
Van Nuys, California 91408  
FAX (818) 781-2653

CIRCLE 107 ON FREE INFORMATION CARD

# FLASH

# EPROMS!

**DIRECT FROM THE IMPORTER!!  
NO MINIMUM ORDER!!**

28F010-15 128KB x8 150NS (12v) CMOS \$14.95  
28F020-15 256KB x8 150NS (12v) CMOS \$28.95

Plug directly into EPROM Socket.  
Non-volatile FLASH memory offer designers  
Electrical Reprogramability in system.

Applications include:

- P.C. Bios
- Solid State Disc Drive Replacement
- Tapeless Voice-Recording Machines
- Digital Cameras

FIRST TIME OFFER-DIRECT TO END USER

**SUPERIOR ELECTRONIC SUPPLY, INC.**  
25156 Modoc, Laguna Hills, CA 92653  
*Serving The Wholesale Electronics Industry for 18 Years*

**TEL: (714) 454-0430  
FAX: (714) 837-4125**

Free Data Sheet. All Product 100%  
Guaranteed. We accept Pre-Paid  
Orders, C.O.D.'s, Company PO  
with prior approval. Price does  
not include shipping and insurance.

**Order Now For Immediate Shipment!**

CIRCLE 183 ON FREE INFORMATION CARD

## NEXT MONTH IN

# Electronics NOW®

The June 1994 issue will be as diversified as political views. Three unusual, practical and rewarding projects are offered:

**Build the Tube Head** — a vacuum-tube final amplifier stage for your CD player that softens the sometimes harsh sounds of compacts discs.

**AM Power Loop Antenna** — Pull in stations you were never able to hear before.

**IBM PC I/O Breadboard** — Get under the hood of the PC bus!

☆ Furthermore, other interesting articles and columns covering a vast range of topics on theory and servicing are presented including a comprehensive article on Relays.

**The June 1994 Issue  
is on Sale  
MAY 3, 1994  
Watch for it!**

Pick Up *Electronics Now* at your favorite  
Newsstand, Convenience Store, Bookstore  
or Supermarket

## ADVERTISING INDEX

Electronics Now does not assume any responsibility for errors that may appear in the index below.

Free Information Number	Page
108	AMC Sales ..... 15
107	All Electronics ..... 95
77	B&K Precision ..... 23
—	CIE ..... 19
—	CLAGGK Inc. Video Offer ..... 9
—	CLAGGK Inc. .... 14, 80
—	Command Productions ..... 11
127	Deco Industries ..... 29
—	Electronic Tech. Today ..... 30, 89
—	Electronics Book Club ..... 52
121	Fluke Corporation ..... CV2
185	Global Specialties ..... 24
—	Grantham College ..... 11
86	Heathkit ..... 27
—	ICS Computer Training ..... 77
—	ISCET ..... 79
89	MAT Electronics ..... 24
—	McGraw Hill CES ..... 71
—	McGraw Hill Inc. .... 5
179,180	Mini-Circuits ..... 1, CV4
—	NRI Schools ..... 37
178	Optoelectronics ..... 2
—	Parallax ..... CV3
101	Pomona Electronics ..... 29
183	Superior Electronics Supply ... 96
92,184	Tektronix ..... 13, 21
123	Test Probes ..... 27
177	The School of PC Repair ..... 83
176	The School of VCR Repair ..... 77
181	Wintek ..... 91
—	World College ..... 7

**Gernsback Publications, Inc.**  
500-B Bi-County Blvd.  
Farmingdale, NY 11735  
1-(516) 293-3000  
**Larry Steckler, EHF/CET**  
President

**Christina Estrada**  
assistant to the President

**For Advertising ONLY**  
516-293-3000  
Fax 1-516-293-3115

**Larry Steckler**  
publisher

**Arline Fishman**  
advertising director

**Denise Mullen**  
advertising assistant

**Kelly Twist**  
credit manager

**Subscriber Customer Service**  
1-800-288-0652

**Order Entry for New Subscribers**  
1-800-999-7139  
7:00 AM - 6:00 PM M-F MST

## ADVERTISING SALES OFFICES

### EAST/SOUTHEAST

**Stanley Levitan**  
Eastern Advertising  
1 Overlook Ave.  
Great Neck, NY 11021  
1-516-487-9357  
Fax 1-516-487-8402

### MIDWEST/Texas/Arkansas/Okla.

**Ralph Bergen**  
Midwest Advertising  
One Northfield Plaza, Suite 300  
Northfield, IL 60093-1214  
1-708-446-1444  
Fax 1-708-559-0562


### PACIFIC COAST

**Blake Murphy**  
Pacific Advertising  
Pattis/3M  
1800 North Highland Avenue  
Suite 717  
Hollywood, CA 90028  
1-213-462-2700  
FAX 1-213-463-0544

**Electronic Shopper**  
**Joe Shere**  
National Representative  
P.O. Box 169  
Idyllwild, CA 92549  
1-909-659-9743  
Fax 1-909-659-2469



# Electronic SHOPPER™



## ATC Computer

7150 Beverly Blvd. Los Angeles, CA 90036  
(213) 938-6622

We configure your way!

Price subject to change without notice.

Please allow 2-6 days for delivery or call to verify date of delivery.

15% Restocking Fee on All Return.

### ATC 486 VESA LOCAL BUS SYSTEM

486 VESA Local Bus Mother Board  
4MB RAM w/ 256K Cache  
210MB IDE Fast Hard Drive w/Controller  
1.2MB & 1.44MB Floppy Drive  
14" Super VGA Mon-Interlaced Monitor  
16M Color Windows Accerated SVGA Display Adapter  
101 Enhanced Keyboard  
Mini-Tower or Desk-Top Case  
2 Serial / Parallel / Game Port

**\$1165 / \$1295 / \$1495**

486sx-33 / 486dx-33 / 486dx-66

### ATC 386 System

386 Mother Board  
4MB RAM (\*128k Cache)  
120MB IDE Hard Drive w/ Controller  
1.2MB & 1.44MB Floppy Drive  
14" Super VGA Monitor  
SVGA Display Adapter  
101 Enhanced Keyboard  
Mini-Tower or Desk-Top Case  
2 Serial / Parallel / Game Port

**\$875 / \$915**

ATC386sx-40 / ATC386dx-40

### ATC 486 EISA / VESA SYSTEM

486 EISA/VESA Local Bus Mother Board  
8MB RAM w/ 256k Cache  
340MB IDE Fast Hard Drive  
32 Bit EISA Hard Disk Controller  
1.2MB & 1.44MB Floppy Drive  
15" Super VGA Mon-Interlaced Monitor  
VESA 16M Color Windows Accerated SVGA Display Adapter  
101 Enhanced Keyboard  
Mid-Tower or Desk-Top Case  
2 Serial / Parallel / Game Port

**\$1695 / \$1895**

ATC486dx-33 / ATC486dx-66

### ATC 486 PCI LOCAL BUS SYTEM

486 PCI Local Bus Mother Board  
16MB RAM w/ 256k Cache  
340MB Fast IDE Hard Drive  
32 Bit PCI Hard Disk Controller  
1.2MB & 1.44MB Floppy Drive  
15" Super VGA Mon-Interlaced Monitor  
PCI Diamond Viper w/ 2MB VRAM Display Adapter  
101 Enhanced Keyboard  
Mid-Tower or Desk-Top Case  
2 Serial / Parallel / Game Port

**\$2295 / \$2395**

ATC486dx-33 / ATC486dx-66

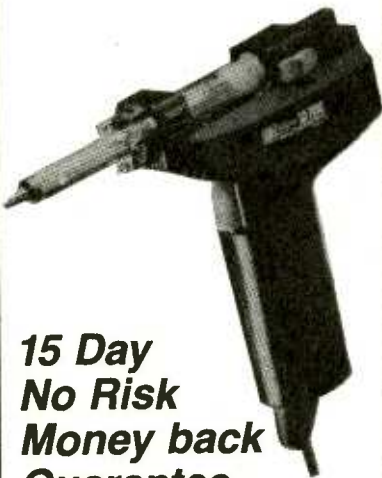
# ADVERTISING INDEX

Electronics Now does not assume any responsibility for errors that may appear in the index below.

## DESOLDERING in the FUTURE TODAY

ESD Safe  
Truly Portable  
Variable Temperature Control  
Quick Replacement Filter  
High Vacuum Efficiency  
SMD Removal Capability  
Ergonomic Design  
Meets MIL-Specs

*The DEN-ON SC-7000 Compact  
Desoldering Tool  
with built in Diaphragm Pump*



**15 Day  
No Risk  
Money back  
Guarantee**

Regular price \$525.00

Our Price

**\$395.00**

Credit cards accepted:  
VISA—MasterCharge, American  
Express—Discover & C.O.D.  
Company Checks

Call Toll Free

**1-800-394-1984**

Fax 1-316-744-1994

**Howard Electronic  
Instruments, Inc.**

6222 N. Oliver  
Wichita, Kansas 67220

Free Information Number	Page	Free Information Number	Page
—	A&D Electronics . . . . . 168	—	Intronics, Inc. . . . . 168
211	Accord . . . . . 124	302	Island LogiX Inc. . . . . 103
284	Accurite Technologies Inc. . . . . 142	303	ITC Instruments . . . . . 141
—	Active Micro . . . . . 185	—	ITC Microcomponents Inc. . . . . 135
213	Alfa Electronics . . . . . 128	—	J&M Microtek, Inc. . . . . 178
214	All Electronics . . . . . 104	143	JP Video . . . . . 169
—	Allen Engineering . . . . . 130	—	K&K Electronics . . . . . 180
282	Alltech Electronics . . . . . 171	249	Kelvin Electronics . . . . . 107
215	Alltronics . . . . . 110	—	Lamantia Products . . . . . 150
—	AlphaLab . . . . . 132	—	M&G Electronics . . . . . 162
—	AmRam . . . . . 183	304	M.D. Electronics (Everquest) . . . . . 181
—	Andromeda . . . . . 138	305	Mark V Electronics . . . . . 163
141	ATC Computers . . . . . 99	—	Marymac Industries . . . . . 184
217	B&S Sales . . . . . 179	306	MCM Electronics . . . . . 123
286	Basic Electrical Supply . . . . . 144	—	Mental Automation . . . . . 142
287	Beige Bag . . . . . 145	—	Merrimack Valley Systems . . . . . 185
288	Bel-Merit . . . . . 160	307	Micro 2000 . . . . . 101
219	BG Micro . . . . . 114	308	Micro Code Eng. . . . . 182
289	Billabong Electronics . . . . . 143	—	Micro Video Products . . . . . 178
290	C&S Sales . . . . . 118	—	MicroTHinc . . . . . 181
—	Cable Master . . . . . 135	—	Midwest Laser Products . . . . . 185
—	Cable Warehouse . . . . . 181, 185	—	Monto-tronics Inc. . . . . 176
291	Caig Labs . . . . . 164	—	Motron Electronics . . . . . 185
—	Capital Electronics . . . . . 132	—	Mouser Electronics . . . . . 143
292	Cellular Link . . . . . 152	—	National Cable Brokers . . . . . 162, 180
140	Chase Scientific . . . . . 167	257	Needham Electronics . . . . . 158
293	Circuit Specialties . . . . . 112	258	New Sensor Corp. . . . . 125
—	Command Productions . . . . . 134	—	Oatley Electronics . . . . . 138
—	Communication Specialists . . . . . 168	260	Ocean State Electronics . . . . . 127
294	CompuVideo Products (VIZ) . . . . . 135	—	Ohio Automation . . . . . 181
226	Consumertronics . . . . . 153	—	Paladin Electronics . . . . . 176
227	Contact East . . . . . 140	262	Parts Express Inc. . . . . 174
295	Conway Engineering Inc. . . . . 177	—	PC Boards . . . . . 154
228	Cool Amp Conducto Lube . . . . . 116	—	Pioneer Elec. Designs, Ltd. . . . . 152
234	Dalbani Electronics . . . . . 111	309	Prairie Digital . . . . . 145
235	Danbar Sales . . . . . 120	—	Premium Parts Plus . . . . . 153
236	Davilyn Corp. . . . . 102	—	RC Distributing Co. . . . . 184
232	DC Electronics . . . . . 122	310	Resources Unltd. . . . . 158
230	Debco Electronics . . . . . 115	—	Roger's Systems Specialist . . . . . 178
145	Demax Corp. . . . . 132	269	Sescom Inc. . . . . 103
—	Demosource . . . . . 142	311	Sescom Inc. . . . . 144
296	Design Computation . . . . . 138	—	Seymour-Radix . . . . . 166
—	Dexis Corp. . . . . 180	270	Skyvision Inc. . . . . 131
297	ECSE Corp. . . . . 106	283	Spi Semiconductor . . . . . 140
—	Electronic Brokers Inc. . . . . 148	312	Su-Mar . . . . . 146
241	Electronic Goldmine . . . . . 108	144	Sun Equipment . . . . . 159
242	Electronic Rainbow . . . . . 117	—	Sunray Lighting, Inc. . . . . 180
285	Electronic Security Prods. . . . . 183	—	Tamper-Bit Supply Co. . . . . 180
—	Electronic Tech. Today . . . . . 166	—	Team America . . . . . 182
—	Emac Inc. . . . . 154	273	Tech Systems . . . . . 151
—	Fair Radio . . . . . 173	274	TECI . . . . . 173
298	Foley-Belsaw Co. . . . . 165	—	Tektronix Inc. Corp. . . . . 162
243	Gateway Electronics . . . . . 146	—	Televue Dist. . . . . 150
299	Gateway Products . . . . . 126	—	Thinking Software . . . . . 152
—	Genoa Group . . . . . 185	275	Timeline . . . . . 133
—	Geo-Ban Engineering . . . . . 140	138	Toronto Surplus & Scientific . . . . . 156
300	Graymark International . . . . . 150	313	Tucker . . . . . 139
139	Great Southern Security . . . . . 161	277	United Electronic Supply . . . . . 130
—	Greenleaf . . . . . 130	—	Universal Electronics, Inc. . . . . 144
—	Halcyon Group . . . . . 173	—	Vanguard Electronic Labs . . . . . 176
146	Hi-Q Products . . . . . 183	314	Visitect Inc. . . . . 154
301	Highlander (Gault) . . . . . 109	315	Weka Publishing . . . . . 147
—	Howard Electronics . . . . . 100	137	Western Test Systems . . . . . 155
—	IC Engineering . . . . . 184	142	Williams Electronics . . . . . 134
—	Information Unlimited . . . . . 121	—	Wiz Tronics . . . . . 180
—	Innovative Electronics . . . . . 143	—	WPT Publications . . . . . 145
—	Intec Inoventures . . . . . 180	281	Xandi Electronics . . . . . 126
247	Interactive Image Technology . . . . . 136	—	Z-Mann Cable Supply . . . . . 151



# Recognized as the two best PC-diagnostic tools on the market.

**NOW AVAILABLE IN ONE GREAT PACKAGE...**

**ALL NEW  
VER. 5.0!**

## Micro-Scope™

UNIVERSAL DIAGNOSTICS SOFTWARE Ver. 5.0

**Fully operating system independent diagnostic software.**

### PCUPGRADE

UTILITY OF THE MONTH

Recently named as PC Upgrade Magazine's Utility of the Month.

MICRO-SCOPE Universal Computer Diagnostics was developed to satisfy the expanding need for accurate system diagnosis in the rapidly growing desktop computer market.

- **CACH MEMORY**—"Micro Scope" Ver. 5.0 now fully tests cache memory and the cache controller subsystem.
- **LOW LEVEL FORMAT** Ability to do factory style initialization of all IDE drives, together with the ability to do factory style low level formatting on all drives, including MFM, RLL, ESDI, SCSI and all IDE drives.
- **O/S INDEPENDENT**—Does not rely on O/S for diagnostics. Talks to PC on a hardware level regardless of the O/S or CMOS setting.
- **TRUE HARDWARE DIAGNOSTICS**—Accurate testing of CPU, IRQs, DMA, memory, hard drive, floppy drive, video cards, etc.
- **DISPLAY DRIVE TYPE**—Reads and displays the actual drive parameters for any drive type automatically.
- **CPU DETERMINATION**—This capability is necessary for accurate system diagnosis on 386SX, 486DX and 387 and 487 chip implementations. Because each of these specific chips has its own unique instruction set, and therefore cannot be accurately diagnosed with any program which cannot recognize these differences!
- **MEMORY TEST**—"Micro-Scope" 5.0 has no limitations as to the size of memory it can accurately test. Micro-Scope now also tests VIDEO MEMORY (up to 2 MB)!!
- **MEMORY EXAMINE**—Displays any physical bit of memory. Very useful for determining memory conflicts. Very useful for determining available memory space.
- **BATCH CONTROL**—All tests, even destructive, may be selected for testing.
- **ERROR LOGGING**—Automatically inputs errors during testing to an error log.
- **AUTOMAPPING**—Automatically bad sector maps errors found on hard disks.
- **IRQ DISPLAY**—Shows bits enabled in IRQ chip for finding cards that are software driven. (Network, Tape Backup, etc.)
- **IRQ CHECK**—Talks directly to hardware and shows I/O address and IRQ of devices that respond.
- **SECTOR EDITOR**—Allows the editing of any sector of floppy or hard disk media (even track 0).
- **AND MUCH MORE...** We don't have enough space here for everything this software can do!



## POST-PROBE™

1ST EVER UNIVERSAL POST CARD FOR ALL PCs!

**The only Power-On Self-Test card you need to debug any "dead" PC!**

### SERVICE NEWS

PRODUCT OF THE MONTH

Named as Product of the Month in the July issue of Service News.

"This is the only card that will function in every system on the market. The documentation is extensive, and not only covers the expected POST Codes for different BIOS versions, but also includes a detailed reference to the bus signals monitored by the card." —Scott Mueller from his globally recognized book, 'Upgrading & Repairing PCs, Second Edition'

- Includes pads for voltmeter to attach for actual voltage testing under load.
- 4 LEDs monitor +5vdc -5vdc +12vdc -12vdc.
- Monitors Hi & Lo clock and OSC cycles to distinguish between clock chip or crystal failure.
- Monitors I/O Write and I/O Read to distinguish between write and read errors.
- Monitors memory write/read to distinguish between address line failures and memory chip failures.
- Monitors ALE for proper CPU/DMA operation.
- Monitors Reset to determine if reset is occurring during POST, indicating short.
- Monitors progress of POST without POST codes.
- Reads POST codes from any IBM or compatible that emits POST codes. ISA/EISA/MCA.
- Compatible with Micro Channel computers.
- Dip switch allows easy selection of I/O ports to read.
- Includes tri-state LOGIC PROBE to determine actual chip failures.
- Manual includes chip layouts and detailed POST procedures for all major BIOS's.

**This is the perfect package for all repair technicians and self-maintainers.**

**Call MICRO 2000, Inc. for volume discounts and after sales service!**

**• 1-800-864-8008 •**

1100 E. Broadway, Suite 301  
Glendale, California 91205  
818-547-0125 • Fax 818-547-0397






# Davileyn CORP.

13406 Saticoy Street  
North Hollywood, CA 91605-3475



Price: \$395.00

**TEKTRONIX 528 SOLID STATE  
N.T.S.C. WAVEFORM MONITOR**




**HEWLETT PACKARD 8640B-OPT 323  
SOLID STATE SIGNAL GENERATOR**

(w/o synchronizer) Frequency range: 450 KHz to 512 MHz, to 1100 MHz with external frequency doubler option supplied. Ten Frequency bands in octave increments from 500 KHz; band 11 for doubler use. Accuracy: 6 digit LED read out. Stability: < 1000 ppm. Output power: -145 dBm to +10 dBm (0.013 V to 2 V) into 50 Ω. Impedance is 50 Ω, VSWR < 2.0 on 2 V and 1 V range < 1.3 on other ranges >. Modulation: Internal AM, FM and PM, external AM, FM and PM. Pulse frequency: 0.05 to 5 kHz. General: Power Requirements: 100, 120, 220, 240 V, 48 Hz to 420 Hz, 2 amps. Size: 6" (H) x 19" (W) x 13 1/4" (D). Wt. 60 lbs. Includes ruggedized case and manual.

Price: \$795.00

Current Hewlett Packard Prices: \$12,050.00



**DAYTON CAPACITOR MOTOR**

5K504 1/2HP capacitor start 1725 RPM 115V, 60HZ, 1PH. Sleeve bearings rubber mounted open, dripproof thermal protection nema 56 frame 3/8" dia. shaft 3/2" shaft HT.

New Price: \$75.00

**NEW  
AN/URM-120 50 OHM  
THRU-LINE RF WATTMETER**

Frequency range: 2MHz to 1000MHz. Power range: 10 Watts to 1000 Watts. USWR ≤ 1.08 to 1. Uses three plug-in coupler elements, (included). CU-753 2 to 30 MHz 50 to 100 Watts CU-754 25 to 250 MHz 10 to 500 Watts CU-755 200 to 1000 MHz 10 to 500 Watts Connector: Type N. Case included. Size: 7"W x 6 3/8"H x 7 1/8"D Weight: 6.5 lbs.


Price: \$285.00



**HP MODEL 606B**

Signal Generator: Later version of 606A. Frequency range of 50 KHz to 65 MHz in size bands; accuracy ± 1%. Output level is continuously adjustable from 0.1uV to 3V into 50 resistive load. Modulation level of 0 to 95% on 1V attenuator range and below, 0 to at least 20% on 3V range

Price: \$375.00



**TEK MODEL 7603N**

Oscilloscope: Mil Spec AN/USM-281C, 8 x 10 CM display, 100 mHz response which accepts standard 7000 series Plug-Ins. Vertical Plug-In: 2 ea. 7A15 (AM-6565), frequency BW 75 mHz, maximum sensitivity 5mV/DIV. Horizontal Plug-In: 1 ea. 7B53 (TD-1085), triggering to 100 mHz, minimum, sweep-time 50 NS/DIV, has delayed sweep capacity. Includes cover probes accessories.

Price: \$495.00



**COLLINS HF8050 SOLID STATE  
SYNTHESIZED RECEIVER**

Freq: 250KHZ to 29.99999MHZ; 10HZ steps thumb wheel tuning. Modes: SSB, USB, LSB, CW, AM. B.W.: 2.7KHZ, 16KHZ. Sensitivity: 0.7MV 10dB S+N/N. Computer controllable. Squelch. Power: 103 to 127U, 47 to 63HZ/207 to 253V, 80 watts. Size: 7"H x 19" x 20.9"D. Wt: 42 lbs.

Price: \$2500.00



Collins 651S-1 synthesized, solid state HF receiver, AM, CW, SSB, FM, LSB. Freq: 250 KHZ to 29.9999 MHz. 1MHz, 0.1 MHz, 100 CPS steps. IF filters: 16MHz, 6MHz, 3MHz, 2.7 MHz, 0.5 MHz, No 0.2. Input power: 115/230v. 47 to 63hz, 70 to 110 watts.

Price: \$1,895.00



**GENUINE U.S. NAVY**

-30 vacuum to +300 PSI Bronze Encased Gauge. 5 1/4" diameter 1/4" male NPT.

New Price: \$85.00



**JONES INSTRUMENT TACHOMETER**

Centrifugal Mechanical tachometer. Measures RPM scale to 500 RPM. Coupling shaft 1/8". Accessories: various size rubber tipped drive couplings.

New Price: \$75.00



**BIRD ELECTRONIC THRULINE  
RF COUPLER**

Impedance 50.52. Uses standard RF slugs to couple RF out to meter (meter and slugs not supplied). Input/output connectors: type N male and female. Part No: 4230-058

New Price: \$85.00



**ITT UHF POWER AMPLIFIER AM6155/  
GRT-22**

Frequency range: 225 MHz K 399.95MHz, Power Output: 50 watts. Impedance: 500OHMS. Modulation range: 90% ± 10%. Power Req: 105/120V/210/240 at 47 to 420 HZ, 610 watts max. Size: 5 1/4"H, 17 1/4"W, 18 1/2"D at 70 lbs.

Price: \$300.00

**(818) 787-3334**

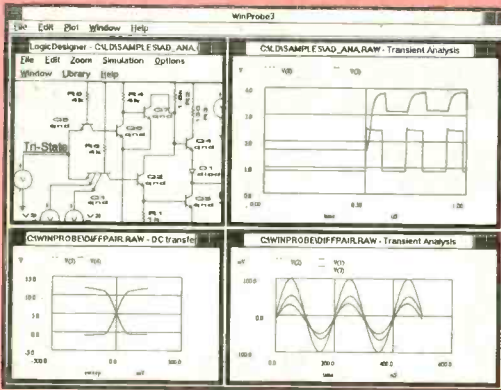
**(800) 235-6222**

**FAX (818) 787-4732**



# Powerful Integrated Digital and Analog (Berkeley Compatible Spice) Circuit Design and Simulation Software for Microsoft Windows™ (network compatible)

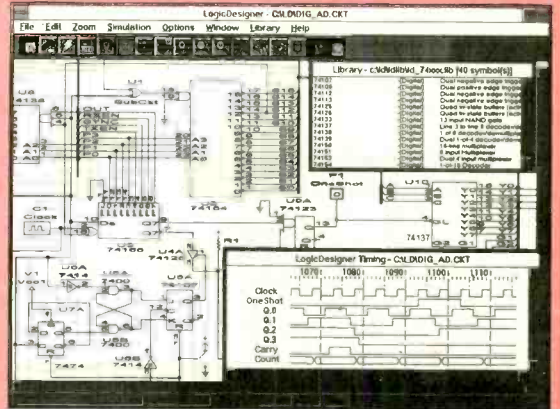
Includes 4 Integrated Modules: LogicDesigner + WinSpice3 + WinProbe3 + SymbolEditor



Comes with a Spice library plus 5 more libraries of active digital devices CMOS, 74xx, 74xxx, ALUs, counters, MUX, FFs etc. Plus a passive symbol library of microprocessors and more. Use the symbol library editor to design your own symbols and symbols for subcircuits, true bussing, buss pins can be assigned a unique name, parts billing list, legends, nested subcircuits for hierarchical top down or bottom up design, checks fan out violation and electronic rules, device unit numbers/chip pinouts automatically added as per data books, spice netlist generation, continuous zoom in/out, cut/copy/paste, multiple rotatable fonts, rotatable symbols, multipage zoomed in/out printouts to any windows printer/plotter.

## LogicDesigner Digital Simulation/Schematic Capture Module

Interactive digital simulation and schematic capture, with glitch detection, single step mode, variable speed simulation, printable timing diagram output, truth table generation, binary to 7 segment displays, hex keypads, clock sources, logic probes. Built in logic analyzer can be set up to generate breakpoints during simulation from user defined AND/OR combinations of circuit signals and sequential events to help debug circuit timing/logic/race conditions. Simulates tri state, open collector & don't care logic, RAM/ROM, one shot, carry look ahead, shift reg, pull up/down.



## WinSpice3 Simulator & WinProbe3 Data Analyzer Modules

DC, AC, Transient, pole-zero, noise, sensitivity and transfer function analysis. Spice library includes MOSFET, MESFET, GaSFET, BJT, DIODE, controlled, independent, dependent and arbitrary sources, transmission lines, current and voltage controlled switches, more. Each with user modifiable models. Plots linear, logarithmic, smith chart type plots, more. Multiple plot windows. Zoom in/out on plot waveforms. Plots math expressions using plot variables as arguments: Ex: plots  $\text{COS}(V(1)/V(2)*10)$ , derivatives, + more.

\$69.00 (one month only!!! reg \$179.99)  
(Univ & student pricing avail) VISA/Mastercard

## ISLAND LOGIX INC.

IRIS MAN  
920 South West 95 Terrace  
Pembroke Pines, Florida 33025 U.S.A.  
PH/FAX: (305) 435-7665




CIRCLE 302 ON FREE INFORMATION CARD


EASY TO FABRICATE  
DESIGNED FOR SMALL LOT  
PRODUCTION

# SHEET METAL BOXES FOR CONSTRUCTION

ALL ITEMS STOCKED  
FOR QUICK DELIVERY  
SHEET METAL BOXES SHIPPED FLAT



DUAL SLOPE METAL CABINETS		
MODEL	DESCRIPTION MAJOR DIM. SECONDARY DIM. W x D x H (inches) W x D x H (inches)	PRICE \$
DS-1	4 x 6 x 4 x 1.2 x 1.9 x 2.4 x 1.6	59.00
DS-2	6 x 6 x 4 x 1.2 x 1.9 x 2.4 x 1.6	63.25
DS-3	8 x 6 x 4 x 1.2 x 1.9 x 2.4 x 1.6	67.50
DS-4	10 x 6 x 4 x 1.2 x 1.9 x 2.4 x 1.6	71.50
DS-5	12 x 6 x 4 x 1.2 x 1.9 x 2.4 x 1.6	76.00
DS-6	18 x 6 x 4 x 1.2 x 1.9 x 2.4 x 1.6	81.00
DS-7	4 x 8 x 6 x 2 x 3.1 x 3.5 x 1.9	69.00
DS-8	6 x 8 x 6 x 2 x 3.1 x 3.5 x 1.9	73.00
DS-9	8 x 8 x 6 x 2 x 3.1 x 3.5 x 1.9	78.00
DS-10	10 x 8 x 6 x 2 x 3.1 x 3.5 x 1.9	82.75
DS-11	12 x 8 x 6 x 2 x 3.1 x 3.5 x 1.9	87.75
DS-12	18 x 8 x 6 x 2 x 3.1 x 3.5 x 1.9	100.75



PANELS ARE .063" ALUMINUM

## RACK CHASSIS


MODEL	DESCRIPTION W x D x H (inches)	PRICE \$
1RU5	19 x 5 x 1.75	30.85
1PUNCH 2	19 x 7 x 1.75	33.50
1RU10	19 x 10 x 1.75	35.25
2RU5	19 x 5 x 3.5	33.10
2RU7	19 x 7 x 3.5	35.25
2RU10	19 x 10 x 3.5	37.50
3RU5	19 x 5 x 5.25	41.90
3RU7	19 x 7 x 5.25	44.10
3RU10	19 x 10 x 5.25	46.30



PANELS ARE .063" ALUMINUM

## METAL CABINETS

MODEL	DESCRIPTION W x D x H (inches)	PRICE \$
MC-1A	4 x 3 x 2	16.50
MC-2A	6 x 3 x 2	18.75
MC-3A	8 x 3 x 2	20.95
MC-4A	4 x 4 x 3	18.75
MC-5A	6 x 4 x 3	20.95
MC-6A	8 x 4 x 3	23.15
MC-7A	4 x 7 x 4	20.95
MC-8A	6 x 7 x 4	23.15
MC-9A	8 x 7 x 4	25.75



PANELS ARE .060" ALUMINUM AND ARE FIELD REMOVABLE

## HEAVY DUTY RACK CHASSIS

MODEL	DESCRIPTION W x D x H (inches)	PRICE \$
3RU7 HD	19 x 7 x 5.25	118.00
3RU10 HD	19 x 10 x 5.25	121.00
3RU14 HD	19 x 14 x 5.25	134.00
4RU7 HD	19 x 7 x 7.0	121.00
4RU10 HD	19 x 10 x 7.0	129.00
4RU14 HD	19 x 14 x 7.0	134.00
5RU7 HD	19 x 7 x 8.75	128.00
5RU10 HD	19 x 10 x 8.75	133.00
5RU14 HD	19 x 14 x 8.75	143.00

## SHEET METAL PUNCHES

PUNCH	HOLE SIZE & SHAPE	PRICE \$
PUNCH 1	3/8" ROUND	9.95
PUNCH 2	7/16" ROUND	9.95
PUNCH 3	1/2" ROUND	9.95
PUNCH 4	9/16" ROUND	12.95
PUNCH 5	5/8" ROUND	12.95
PUNCH 6	1 1/16" ROUND	12.95
PUNCH 7	3/4" ROUND	12.95
PUNCH 8	13/16" ROUND	12.95
PUNCH 9	7/8" ROUND	12.95
PUNCH 10	1" ROUND	13.95
PUNCH 11	1-1/16" ROUND	13.95
PUNCH 12	1-1/8" ROUND	13.95
PUNCH 13	1-3/16" ROUND	13.95
PUNCH 14	1-1/4" ROUND	14.95
PUNCH 15	1-3/8" ROUND	14.95
PUNCH 16	1-1/2" ROUND	16.95
PUNCH 17	1-5/8" ROUND	21.95
PUNCH 18	1-3/4" ROUND	24.95
PUNCH 19	2-5/8" ROUND	61.95
PUNCH 20	1 1/16" SQUARE	32.95
PUNCH 21	3/4" SQUARE	36.95
PUNCH 22	1" SQUARE	46.95
PUNCH 23	2 1/2" x 1 5/16" RECT.	46.95
*PUNCH 24	*THURST RACES	10.95

\$610.00  
(shipped within 48 states)



## BRAKE & SHEAR

CUTS METALS, PLASTIC, ETC. TO .063" THICK AND 7 7/8" WIDE AND BENDS UP TO 90°. GREAT SHOP TOOL.

TECH LINE (702) 585-3993 M - Th 8 am to 4 pm (Pacific Time)

## HAND TOOLS

MODEL	DESCRIPTION	RANGE (mm)	PRICE \$
MD-1	MICRO REAMER	1.0-5.5	16.50
MD-2	REGULAR REAMER	3.0-12.0	26.00
MD-3	LARGE REAMER	10.0-25.0	48.00
RT-1	RETHREADER	3.0 x 0.5	10.50
AD-1	DRILL BIT ADAPTER FOR POWER SCREWDRIVER		6.50

## NEW FOR 1994

RACKEM™ N' STACKEM™ SERIES  
A NEW 1/2 RACK SYSTEM WITH ITS OWN TABLE-TOP RACK  
AVAILABLE IN CLEAR, BLACK AND GOLD FOR A GREAT PRESENTATION

ORDERS (800) 634-3457  
FAX ORDERS (800) 551-2749

Line will only be answered by our technician;

If no answer, please try at another time

OFFICE (702) 585-3400

FAX (702) 585-4826

SESCOM, INC.  
2100 WARD DRIVE  
HENDERSON, NV 89015 USA



CALL OR WRITE FOR YOUR FREE 24 PAGE CONSTRUCTOR'S CATALOG!  
PREPAID ORDERS SHIPPED GROUND AT NO CHARGE (48 STATES)



CIRCLE 269 ON FREE INFORMATION CARD



# ALL ELECTRONICS CORP.

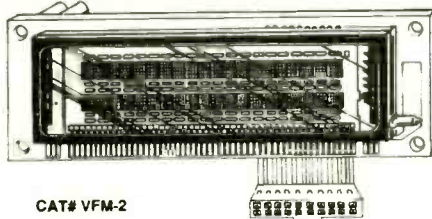
QUALITY PARTS • DISCOUNT PRICES • FAST SHIPPING

## Futaba # M202SD08GL

Two rows of 20 characters displayed in a 5 X 7 dot matrix. Bright green 5 mm X 3.5mm characters. On board CPU, driver and DC-DC converter simplifies hook-up and interfacing. Operates on 5 Vdc. Displays 215 different characters including alphanumeric and other symbols. ASCII configuration. Module overall dimensions: 6.1" X 1.7" X 0.7" thick.

These displays were modified somewhat from original specifications and we do not know the exact nature of the modifications. They work fine in the test mode, but we don't know if the original interface is the same. We supply a data/hook-up sheet for the pre-modified device which, hopefully, provides most of the information necessary to use the display.

## VACUUM FLUORESCENT DISPLAY



CAT# VFM-2

**\$ 12.00** each

## VIDEO/RF MODULATOR

Originally made for use with the Commodore computer, these good quality video modulators were probably originally designed for 9 Vdc use, but they operate well on 6-12 Vdc. They accept color video and audio, and a selector switch is provided for output to channel 3 or 4. Easy to hook-up. Requires a 6-12 Vdc power supply or wall transformer and a connector to interface with your audio/video source. Output is an RCA jack. Hook-up instructions included. 3" X 1.47" X 0.75"



CAT# AVMOD-3

**\$ 5.00** each

## 36 PIN SNAPPABLE HEADER

**SPECIAL! SPECIAL!**



Arkles Corp. # 25MSS2A36GG030  
Special purchase of 36 pin, single row 0.1" spacing headers. Snappable to smaller lengths. Sold only in bags of 100 pieces. Our regular price on a 40 pin header is \$120.00 per 100 pieces.

CAT# SHS-36

**\$40.00**  
for 100 piece bag

**\$350.00**  
for  
1000  
pieces

## CARBIDE DRILL BITS (USED)




High quality, solid carbide drill bits with 1/8" shanks. Ideal for precision drilling. These bits were used in PC board manufacturing and were routinely removed from service while they still had lots of life in them. Available in the following sizes:

#	SIZE (")	CAT#
63	0.037	DRB-63
61	0.039	DRB-61
59	0.041	DRB-59
58	0.043	DRB-58
57	0.045	DRB-57
56	0.046	DRB-56

Minimum Purchase 10 Pieces Of One Size

**10 of one size \$ 5.00**  
**50 of one size \$ 20.00**

## Make PC Boards in Minutes...



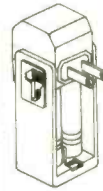
Five 8 1/2" X 11" sheets and instructions.

**\$11.95**  
per pack

Prototypers, developers and hobbyists can now make PC boards direct from CAD, PCB layout systems or magazines using a photocopier, or laser printer. Techniks Inc's new "Press-n-Peel" copy paper allows you to photocopy PC artwork and iron it on to copper-clad board. It can then be chemically etched in the usual fashion. The process is so easy and fast you won't believe it.

CAT# TEK-5

## AA NICKEL CADMIUM BATTERY CHARGER

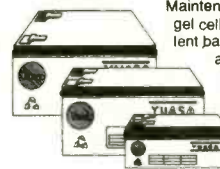


### SANYO# NC-452

Battery charger for 2 or 4 AA nickel cadmium rechargeable batteries. Plugs into wall outlet and charges batteries in 8 to 10 hours. Can be folded for easy carrying and storage. 3.25" X 1.6" X 1.81" when folded. UL listed.

**\$ 2.50** each CAT# AAC-1

## RECHARGEABLE GEL CELL BATTERIES



Maintenance free, rechargeable gel cell batteries are an excellent back-up power source for alarms, communications equipment, lighting or computers. They can be used in any position and can be trickle charged for long periods of time. These were removed

from new equipment and are guaranteed functional.

## 6 Volts @ 4 A/h

Panasonic # LCR6V4P or equivalent.  
2.75" X 1.87" X 4" high.

CAT# GC-64 **\$ 12.00** each

## 12 Volts @ 1.2 A/h

Yuasa # NP1.2-12 or equivalent.  
3.8" X 1.81" X 2" high.

CAT# GC-1212 **\$ 7.50** each

## 12 Volts @ 7 A/h

Yuasa # NP7-12 or equivalent.  
3.8" X 1.81" X 2" high.

CAT# GC-127 **\$ 25.00** each

## 4 (USED) AA RECHARGEABLE BATTERIES

Battery pack with 4 AA nickel-cad batteries in series to make a 4.8 volt pack. Batteries have solder tabs and can be separated and reconfigured.



**\$ 2.00**  
per pack CAT# NCB-41AAU

Call, Write or FAX  
FOR OUR  
**FREE 64 PAGE**  
CATALOG  
OUTSIDE THE U.S. SEND  
\$2.00 POSTAGE

ORDER TOLL FREE **1-800-826-5432**

Minimum Order \$10.00 • All Orders Can Be Charged To Visa, Mastercard Or Discovercard • Quantities Limited • California, Add Sales Tax • Shipping And Handling \$4.00 For the 48 Continental United States - All Others Including Alaska, Hawaii, P.R. And Canada Must Pay Full Shipping • No C.O.D. • Prices Subject to change without notice.

CIRCLE 214 ON FREE INFORMATION CARD

www.americanradiohistory.com




# ALL ELECTRONICS CORP.

SELLING ELECTRONIC PARTS AND SUPPLIES SINCE 1967

## LOW VOLTAGE D.C. MOTORS

### 1.5 - 4.5 Volt

Mabuchi  
Approx. 9000 RPM @ 3 Vdc.  
Rectangular shape  
0.71" X 0.75" X 0.38".  
Shaft size 0.06" dia. X 0.27" long.  
Solder loop terminals.



CAT# DCM-45

**3 for \$1.00**

100 for \$25.00 • 1600 for \$320.00

### 1.5 - 3 Volt

Mabuchi  
Approx. 9000 RPM @  
1.5 Vdc. Modified oval  
shape 1.15" long X  
0.78" X 0.85". Shaft size:  
0.08" dia. X 0.60" long. Pigtail leads.



CAT# DCM-46

**3 for \$1.00**

100 for \$30.00 • 1000 for \$250.00

### 1.5 - 3 Volt

Johnson Motors # NF213G-2050  
Operates well at 1.5 vdc to 4.5 Vdc.  
0.72" X 0.94" X 1.38" long.  
0.08" (2mm) diameter shaft is  
0.25" long.



CAT# DCM-42

**3 for \$1.00**

150 for \$45.00 (30¢ ea.)  
600 for \$150.00 (25¢ ea.)

8 mm Video  
Camcorder  
Users!


(USED) "HI-8"  
VIDEO CASSETTE

We have a new supply of these popular T-120 (120 minute) Hi-8 video cassettes. These are top quality, metal oxide (particle) cassettes that were used for a short time, then bulk-erased. Each cassette has its own plastic storage box. New, they would sell for considerably more than we're asking. We've sold thousands, and our customers love them.



10 for \$28.00  
**\$3.00** each  
CAT# VCU-8

## 9 DIGIT LED DISPLAY




National Semiconductor # WUS2294V-0 (NSA1198)  
9 seven segment red LED characters, each is 3 mm high. Mounted on a module 2" X 0.73" X 0.23".  
Common cathode. Includes hook-up diagram.

**\$ 1.25** each  
10 for \$10.00

CAT # TDY-9

## 10 AMP SOLID STATE RELAY


Teledyne Relays # 615-8500  
Control Voltage: 3-32 Vdc  
Load: 10 amp,  
250 Vac 50/60 hz.  
Standard "hockey puck"  
size: 2.27" X 1.72" X 0.95".  
Screw and qc terminals.  
UL and CSA listed.



CAT # SSRLY-14

**\$ 10.50** each  
10 for \$95.00

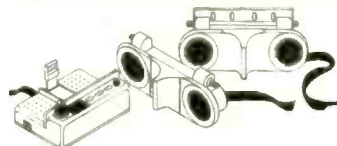
## 240 X 128 DOT LCD



Optrex# DMF660N-S 240 X 128 dot LCD module with on-board drivers. Will display graphics, figures and characters. Module size: 5.68" X 4.1" X 0.5" thick. Viewing area: 4.1" X 2.52". Dot size: 0.4mm X 0.4mm. High contrast, wide viewing angle. Low voltage drive and low power consumption. Uses fitting controllers LSMSM6255, HD64646, SED1330, SED1351. Includes hook-up instructions and specs.

**\$29.95** each  
CAT# LCD-15

## ULTRASONIC PROXIMITY DETECTOR




The ED-100 was designed for use as an auto/RV/truck back-up alarm. Two 40 khz ultrasonic emitter/detector modules attach to the back of the vehicle and warn the driver when the rear of the vehicle is within 24 feet of another object. A digital display and audible beeper inside the car continually monitor the distance to impact. The ultrasonic modules measure 5.81" long X 1.9" wide X 2.05". Operates on 12 or 24 Vdc. Includes instructions for installation. The units are new, in original cartons and, as far as we know, in working condition. The company that marketed this device is no longer in business, and no manufacturer's guarantee is in effect. We offer these ultrasonic detectors for experimentation only, and in no way wish to promote their usefulness as a driving aid.

Original Sold For OVER \$100.00.

**\$ 24.95** each  
CAT # ED-100

## EXPERIMENTER'S DELIGHT VHF TO UHF BLOCK CONVERTER



Channel Master# 0746  
This is one of those deals that's too good to be true. Brand new, in the box, Channel Master block converters. They used to be popular a few years ago before there were a lot of cable-ready TVs. Somewhere in the world we know there is still a demand for them - especially at this price. Designed to convert television VHF channels 2 through 13 and A through W to UHF channels 36 through 76. The box alone, is a great project box. The 10 ft. AC power cord, the interior components, F connectors and AC receptacles are well worth the price.

CAT# CM-0746

**\$2.00** each

**FAX (818) 781-2653 • INFORMATION (818) 904-0524**

Mail Orders To:  
**ALL ELECTRONICS CORP.**  
P.O. Box 567  
Van Nuys, CA 91408



Visa, Mastercard, Discover,  
Checks, Money Orders  
Accepted On All Orders

**RETAIL STORES  
LOCATED IN  
Los Angeles  
and Van Nuys  
CALIFORNIA**

CIRCLE 214 ON FREE INFORMATION CARD





# Electronics & Computers Surplus City

## BBS On-Line Store Inventory (310) 217-1922

Call for additional bargains. New inventory added daily • We are interested in purchasing articles and project ideas for our new magazine!

### 20 MB HARD DRIVE MFM

Brand new, 3.5", Fuji FK309-26 ..... \$29.00

### AST FOUR-PORT/XN

UARTS socketed (16450's) DOS & Xenix drivers ..... \$29.95

### 3-MEG AT Class/386/16-Bit Memory Board

New Everex Model EV159, supports extended & expanded memory LIM 4.0, with documentation & software. Uses 256K DRAM. Will populate for \$23.40 per meg.

# \$11.95

**FLOPPY DRIVE** New, 360K DSDD ..... \$9.95  
Specify black or beige bezel

**XT Motherboard** 8 Slots, 8 MHz, ..... \$16.95

**FLOPPY DRIVE CONTROLLER** ..... \$21.49  
1.44MB/1.2MB/720KB/360KB FDC (for 8088, 286, 386).  
These will fit in XT as well as faster machines. They control 2 drives.

MICROCONTROLLERS		EPROMS	
8741H .....	\$5.00	2764 .....	99
8751H .....	\$8.00	27C128 .....	\$2.50
8749 .....	\$4.00	27256 .....	\$3.00
8031 .....	\$2.00	27C100 .....	\$4.00

**IC MEMORY CARD** ..... \$99.00  
Buffalo RJB-1000, SCRAM card - 1 Meg PC-MCIA 2.0 JEIDA SCRAM Memory Card by Melco Inc. Type 1 card, thinnest to fit type 2 or 3 slots. Will fit device meeting standard: HP95LX, Sharp, NCR, etc. Elsewhere for \$150.  
Our price is **BELOW WHOLESALE!**

**BABY "AT" CASE** 8 Slots ..... \$37.00  
With hardware and 150W power supply

**FULL HEIGHT "AT" CASE** ..... \$45.00  
By Wang Microsystems, 230W power supply

**CGA VIDEO CARD** By Paradise ..... \$19.95

**ADAPTOR KIT** For Hard or Floppy Drive ... \$3.00  
(3-1/2" drive in 5-1/4" slot) with hardware & cable

### Cash Register System for IBM Compatible PC's

Complete package includes cash drawer, controller board, and free POS software

# \$149.00

**TAPE BACK-UP** ..... \$32.00  
Irwin Model 245 40meg  
Brand new, will store 80 meg w/compression, interface to floppy controller

**LASERS**  
Lasers 3-4 Mw HeNe ..... \$24.95  
Lasers 4-5 Mw HeNe ..... \$35.95  
**Laser Deck 10 Mw HeNe Laser** ..... \$199.00  
Power supply, 2 beam splitters, 5 front surface mirrors, AO modulator, AO driver, polygon scanner, photo detectors, 3 special lenses, polarizer, over \$5,000 worth of optical components plus documentation. Sold many of these to Fortune 500 companies, universities, and research labs. Applications include research, design and engineering. An experimenter's dream.



Visible Laser Diodes (visible red light)  
1Mw ..... \$15.00 2Mw ..... \$23.95  
Laser Diode ..... \$15.00  
5mW, by Toshiba, brand new, TOLD9200, without focusing lense  
Laser Diode Kit ..... \$49.00  
To power TOLD9200, includes laser diode, board, parts, instructions  
Laser Tubes ..... \$39.95  
From SIEMENS, brand new, 5mW HeNe

**SOLID STATE RELAY** ..... \$8.95  
Cryon D1240, input 3-32 VDC, output 120 VAC 40A

**MOS Fet N-Channel** Part #SGSP222 50V 10A ... 4/\$1.00  
**Controllers**

Token Ring Board ..... \$99.00  
Proteon Pro-NET-4 Model OP1347, 4 M/bits  
MFM, WD1002-WA2 ..... \$19.95  
SEFCO Monochrome Controller ..... \$14.95

Floppy Disk Controller Board ..... \$9.95  
Dual, 360K or 720K switch selectable

Async Cluster Adapter by AST ..... \$34.95  
Multichannel board providing 4 individually addressable RS-232 serial ports on IBM PC/XT/AT. (Async Cluster Adapter Cable add \$5)

**CCD SCANNER BOARD** ..... \$24.95  
Uses a 4096-element line imaging chip. Can use for robotics, astronomy, machine vision, high resolution slow scan TV, etc. Supplied with documentation.

**50-Watt Switching Power Supply** ..... \$14.95  
Astec Model #AC9232-01 for microprocessor-based systems, disk drive systems, terminals & mixed logic. 5 VDC/6A, +12 VDC/2.5A, -12 VDC/0.5A, -5VDC/0.5A

**STEPPER MOTOR** ..... \$19.95  
by Oriental Motor, Model #PH566-A-Q5, high precision, 500 steps per rev., 0.72° per step

**Monitor Board with Power Supply** ..... \$7.95  
High voltage, video, brightness, focus, vertical and horizontal with flyback transformer. Model 99-0493-001 rev D.

**PC Mother Board by Hyundai** ..... \$13.95  
With serial, parallel, floppy controller. Space for 512K memory on board.

**ORDERS:** COD or send Cashier's Check or Money Order to **ECSC**  
1490 W. Artesia Blvd. • Gardena, CA 90248  
Orders only (800) 543-0540 • FAX (310) 217-0950  
Tech Support & Info (310) 217-8021  
\$20 minimum order, CA residents add 8.25% sales tax.  
Prepaid: We pay shipping in Continental U.S. on orders up to \$100.  
Over \$100 add \$10 shipping and handling. Laser deck.  
\$20 shipping and handling. COD: You pay shipping + \$4.50 UPS COD charge.

## Come into Our Huge L.A. Store

CIRCLE 297 ON FREE INFORMATION CARD



# KELVIN

ELECTRONICS

10 HUB DRIVE, MELVILLE, NY 11747

RE-ENGINEERED & DESIGNED FOR 1994



150 LE - Student 200 LE - Technician 400 LE - Engineer

**Standard Features -** ● AC & DC VOLTAGES  
● DC CURRENT ● RESISTANCE ● TRANSISTOR  
● CONTINUITY TEST - Buzzer ● DIODE TEST  
● 3 1/2 Digit LCD ● 10M ohm INPUT IMPEDANCE

BATTERY TEST  
TRANSISTOR  
DC CURRENT  
10 Amp

FREQ COUNTER  
up to 20MHz  
TRANSISTOR  
CAPACITANCE  
from 1pF to 20uF  
AC/DC CURRENT  
10 Amp

INDUCTANCE  
Resolution 1uH  
FREQ COUNTER  
up to 20MHz  
CAPACITANCE  
from 1pF to 200uF  
AC/DC CURRENT  
DUTY %  
20 Amp

**150 LE**  
Stock # 990122  
**\$29.95**

**200 LE**  
Stock # 990123  
**\$49.95**

**400 LE**  
Stock # 990124  
**\$79.95**

Designed to meet IEC-348 & UL-1244 safety specifications

**2 Year Warranty (Parts & Labor)**



"Not only does the Kelvin 94 boast a lot of features... the features go the extra distance."

"If we had to run into a burning building to do some emergency trouble-shooting and could carry in only one piece of equipment, the Kelvin 94 would be it!"

Popular Electronics  
Reviewed - May 1993

## KELVIN 94 The Ultimate Meter

**LCR Hz dBm True RMS Logic Probe**  
The only meter with 0.1% Accuracy on DC Voltages, built-in True RMS, Freq Counter to 20MHz Res: 10 Hz, LCR-Inductance Tester Res: 10 uH, DC/AC Voltages Res: 0.1mV, Ohm Meter Res: 0.1 ohms

**TRUE RMS PLUS**

Model 94

#990111

**\$199.95**

\*See Standard Features Listed below

## ENGINE ANALYZER PLUS

Model 95 #990112

**\$199.95**

**A Must For Auto Mechanics**

**Standard Features - Models 94 & 95**

- DC/AC VOLT METERS ● AC/DC CURRENT
- OHM METER ● DATA HOLD ● RELATIVE MODE
- FREQ COUNTER to 4 MHz (Model 95)
- AUDIBLE CONTINUITY TEST ● DIODE TEST
- MAX/MIN AVERAGE MEMORY RECORD
- 10A HIGH-ENERGY FUSE PROTECTION
- AUTO SLEEP & AUTO POWER OFF

**Standard Features plus -** TEMP, TACHOMETER & DWELL ANGLE TESTER, DUTY CYCLE, 10M OHM IMPEDANCE, ANALOG BAR GRAPH, K-TYPE TEMP PROBE, ALLIGATOR CLIP TEST LEADS, INDUCTIVE PICKUP CLIP, 6' TEST LEADS & DELUXE CARRYING CASE

(800) 645-9212  
(516) 756-1750  
(516) 756-1763/FAX

**KELVIN 100 Basic**  
# 990087  
**\$19.95**

- AC & DC VOLTAGES
- DC CURRENT
- RESISTANCE
- CONTINUITY TEST - Buzzer
- 3 1/2 Digit LCD
- LOW BATTERY INDICATOR
- DIODE TEST ● BATTERY TEST

## CAPACITANCE METER

**KELVIN 250 LE**  
# 990126  
**\$59.95**

- ACCURACY: 0.5%
- RANGES: 20mF, 2000uF, 200uF, 20uF, 2uF, 200nF, 20nF, 2000pF, 200pF
- Zero Adjust
- Safety Test Leads
- Test Socket for Plug-in Components

## AUTO-RANGE METER

**KELVIN 300 LE**  
# 990125  
**\$49.95**

**AUTO-RANGE**

- ACV & DCV
- DC CURRENT
- RESISTANCE
- CONTINUITY TEST
- DIODE TEST 3 1/2 Digit LCD
- 10M ohm INPUT IMPEDANCE

## INSTRUMENTS



### 20 MHz SCOPE

Dual Trace 2 Yr Warranty-Parts & Labor  
Stock No. 740085 ..... **\$385**

### 40 MHz SCOPE

Dual Trace with Delayed Sweep  
Stock No. 740086 ..... **\$655**

### TEST ACCESSORIES

#### SCOPE PROBES

60 MHz, X1 & X10

**SPECIAL**

700072 ..... **\$18.95**

150 MHz, X10

700073 ..... **\$39.95**

#### IC CLIPS

SOLDER TYPE

SPRING LOADED

Stock No. 990104

BLACK ..... **\$1.65 ea**

990105 RED ..... **\$1.65 ea**

25c Qty ..... **\$1.50 ea**

25c Qty ..... **\$1.50 ea**

#### DC TOY MOTOR

Stock No. 850647

**\$.80 ea**

**\$.75 ea / 50+ Qty**

**6V DC High Speed**

#### Solar Motor

Stock No. 850648

**\$.60 ea**

**1.5V DC**

**\$.55 ea / 50+ Qty**

#### Solar Cells

3 3/4" L x 2 9/16" W

Stock No. 260099

1000mA .45V  
**\$.59 ea**  
**\$.55 ea / 3+ Qty**

## DC TOY MOTORS

Stock No. 850647

**\$.80 ea**

**\$.75 ea / 50+ Qty**

**6V DC High Speed**

#### Solar Motor

Stock No. 850648

**\$.60 ea**

**1.5V DC**

**\$.55 ea / 50+ Qty**

#### Solar Cells

3 3/4" L x 2 9/16" W

Stock No. 260099

1000mA .45V  
**\$.59 ea**  
**\$.55 ea / 3+ Qty**


Established 1945  
MIC & VISA \*20 Minimum Order  
**KELVIN CATALOG \$3**  
Stock No. 650412

## DIGITAL TRAINER



Laptop Digital Trainer comes with 100 page instruction manual, power supply, built-in 1 digit true hexadecimal display, two independent clocks with user adjustable freq & duty cycles, 4 data bit switches and 4 LED displays. Assembled  
Stock No. 840460 ..... **\$99.95**

## BINARY QUARTZ CLOCK w/Alarm



**ORIGINAL DESIGN - 24 Hr. Binary Quartz Accurate Clock with 2 color LED's. Built-in Alarm and Alarm Display in binary code. DESIGNED FOR LEARNING about digital circuitry & binary code. Built with individual IC components. Battery Memory Loss Prevention. Comes with rechargeable battery, DC wall transformer and detailed instruction manual. Advanced Level Kit**  
Stock No. 840589 ..... **\$79.95**

## Electronic VOICE PAD



An electronic note pad, able to record your message & replay it later. It has a built-in photo cell & as soon as it senses your presence, it will automatically playback the message left for you. The components are PC mounted. The IC can record a message up to 20 seconds & no mechanical parts or tape - only a digital integrated circuit.  
Intermediate Level Kit  
Stock No. 840806 ..... **\$49.95**

## BREADBOARDS



Stock No.	Post	Contacts	YOUR COST
680093	0	500	\$ 4.25
680097	0	840	\$ 5.95
680098	2	1380	\$11.75
680100	4	2390	\$22.95

**WIRE JUMPER KIT**  
Pre-cut, Pre-Stripped  
330289 140 Piece Set ..... **\$ 4.95**  
330290 350 Piece Set ..... **\$ 8.95**

## COMPONENTS

WHOLESALE PRICES!



Stock No.	TYPE	(10 Pcs. Min.) YOUR COST
600021	555 TIMER	\$.29 ea
600029	556 DUAL TIMER	\$.40 ea
600039	LM566 PPL FUNCTION GENERATOR	\$.60 ea
600018	741C OP-AMP INTERNALLY COMPENSATED	\$.30 ea
600026	1458 OP-AMP DUAL 741C OP-AMP	\$.35 ea
630041	2N2222	\$.20 ea
630383	PN2222	\$.08 ea
600023	7805 Voltage Reg	\$.36 ea

**SILICON CONTROLLED RECTIFIER** (Similar to GE C106C1) 4.0 amp, 100PIV  
600014 ..... **\$.89 ea** ..... **\$.79 ea/10+**

**THERMISTOR - 100 ohm**  
110097 ..... **\$1.35 ea** ..... **\$1.00 ea/20+**

**THERMISTOR - 10K ohm**  
110097 ..... **\$1.35 ea** ..... **\$1.00 ea/20+**

## PROJECT PARTS

### Project Speaker

2", 8 Ohm, 1 watt

Stock No. 350009

**59¢**



### Project BUZZER

3 - 9 Volt DC, 80 db

Stock No. 680089

**\$1.59 ea**

**\$1.39 ea / 10+ Qty**



### Soldering IRON

with STAND LONG LIFE TIP

Stock No. 990098

**\$3.95 ea**



### LED T 1 3/4

Stock No. Color 100+ Qty 1000+ Qty

260020 RED ..... **\$.05 ea** ..... **\$.045 ea**

260027 GREEN ..... **\$.08 ea** ..... **\$.07 ea**

260026 YELLOW ..... **\$.08 ea** ..... **\$.07 ea**

260078 2 COLOR RED/GREEN ..... **\$.32 ea** ..... **\$.29 ea**

### XENON STROBE TUBE

Stock No. 280050

**\$3.25 ea**

**\$2.95 ea / 20+ Qty**



### TRIGGER COIL for Xenon Strobe Tube

Stock No. 320037

**\$1.25 ea**

**\$.89 ea / 20+ Qty**

### INFRARED LED IR Pair, LED Infrared transmitter and receiver

Stock No. 260061

**\$1.95 ea**



### NEON LAMP NE2, 2" Lead

Stock No. 260003

**\$.15 ea**

**\$.12 ea / 100+ Qty**



### PHOTO CELL Photo Cell - 450 ohm

Stock No. 260017

**\$.65 ea** ..... **\$.45 ea / 20+ Qty**

Photo Cell - 1.5K ohm

Stock No. 260018

**\$.65 ea** ..... **\$.45 ea / 20+ Qty**



### PUSH-BUTTON SWITCH PUSH-ON, PUSH-OFF

Stock No. 270021

**\$.55 ea**

**\$.49 ea / 100+ Qty**



### SUB-MINUTE MOMENTARY SWITCH

Stock No. 990002

**\$.35 ea**

**\$.28 ea / 100+ Qty**



### MINIATURE TOGGLE SWITCH

Stock No. 270034

**\$.90 ea** Type - SPST

**\$.79 ea / 50+ Qty**



CIRCLE 249 ON FREE INFORMATION CARD



# ELECTRONIC GOLDMINE

P.O. Box 5408  
Scottsdale, AZ 85261



For phone orders call (602) 451-7454 or Fax your orders to (602) 451-9495  
Minimum Order: \$10.00 plus \$4.00 Shipping and Handling. We accept MasterCard, Visa and Money orders. Canadians and orders that need US MAIL send minimum \$5.00 S&H.  
Call or send for our FREE CATALOG!

WITH OVER  
2700 ITEMS!

## RADIOSONDE

Very late model Radiosonde made for tracking all types of weather data. These were to be sent aloft attached to a weather balloon (not included). Each is about 10 1/2" long x 3 3/4" thick x 8" wide. Inside of the removable cardboard sleeve is a styrofoam chamber housing a sophisticated 81C circuit board which has sensors attached to measure atmospheric pressure, temperature and humidity. As it gathers the information, it transmits the data at about 1.677 gigahertz (GHz). These are prime, brand new units that were waiting shipment from the manufacturer (Space Data Corporation) to the government when the contract ended. These are complete except for the 24V battery (we connected two 9V batteries in series and the unit worked perfectly from them). Sorry, no schematic available. The main board contains the following ICs: 7555, CD4051, CD4520, LM324, 4151, TLC27L (2 pcs.) and a 78M15C voltage regulator. It also has the precision T05 case pressure sensor, hygistor sensor holder (with the hygistor (humidity) sensor plate in a sealed container ready to insert into the holder), thermistor for temperature measurements and nose cone transmitter antenna assembly. These cost the government a bundle to have made but we are selling them at a giveaway price. Hurry, get your Radiosonde today!



MAIN BOARD AND NOSE CONE



G5058 \$8.95

## G5514 \$2.95



## TINY TRACKBALL

This is probably the tiniest trackball ever made! It measures only 1 1/4" L x 1 3/8" W x 3/4" H. Made by Alps for a major laptop computer maker that went out of business. They are very precision made and highest quality. The components are all SMD with an IC marked 3JA1DT002/TB6012CF and a tiny 8 position connector. They appear to be complete, new and very recent in manufacture. We have no hookup info or schematic. Hurry, these may not last long!

## HANDBOOK OF KIT PLANS

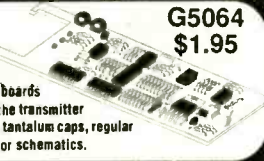
We have a limited supply of the 1991 *Electronic Hobbyist Handbook* which features the complete Plans, Parts Lists, PC Board Layouts and Assembly Instructions for 31 of our most popular kits. Allows you to find out detailed information on many of our kits. Build them with your parts or buy the kit from us. This handy 100 page magazine also contains information on how to read resistor color codes, identify kit components, etc. Contains articles on Geigers, Amps, Sequencers, Alarms, etc.



G2710 \$3.50

## RADIOSONDE MAIN CIRCUIT BOARD

Main circuit board as used in the Radiosonde above. These are the "Heart" of the Radiosonde and contain the following ICs: 7555, CD4051, CD4520, LM324, 4151, TLC27L (2 pcs) and a 78M15C voltage regulator. It also contains the expensive atmospheric pressure sensor made by SDC. The boards are brand new and were in the final assembly stage - they do not come with the transmitter nose cone, humidity sensor or the thermistor. They do have various resistors, tantalum caps, regular caps, trimmer resistors, etc. Size: 6 1/2" x 2". Brand New Prime - No specs or schematics.



G5064 \$1.95

## VECTOR PADBORD TYPE 3677-6

Very useful Vector glass epoxy circuit board for prototyping various circuits. Has over 3300 drilled holes spaced on .1" centers. Very useful for laying out all types of electronic circuits. Has various hole patterns as shown. Features 3 hole solder pads, busses for 21 16 pin dip devices interposed power and ground busses. Brand new. Size: 4 1/2" x 8 1/4".



G5050 \$8.00

## GROUND FAULT CIRCUIT INTERRUPTER (GFCI)

This quality GFCI is the same type found in many new homes all over the country. It features trip time in .025 seconds for 240mA fault, silver alloy contacts, tough impact resistant construction and trip threshold of only 5mA (± 1mA). This GFCI is brand new, grey in color and mounts in a standard wall outlet. Complete with all hardware and wall plate. Leviton #6599-GY. Brand new in box with simple installation instructions.



G5007 \$9.95

## INVERTER TRANSFORMERS 4 LEAD TRANSFORMERS


These convert low voltage DC to high voltage required for strobes, Geiger counters, fluorescent displays, etc. when used in conjunction with a 555 IC oscillator circuit (schematic supplied).



Stock#	Size	Price
N1703	.4" x .4" Tiny	\$2.00
G993	.5" x .5" Medium	\$1.75

## BLUE T1 3/4 JUMBO LED

Factory fresh T1 3/4 Blue LED features clear lens and long leads. We purchased these directly from the factory and are offering them to you at close to our cost to provide you with a new dimension for your projects. The blue LED is made from silicon carbide and can withstand up to 50mA current without damage. We have found that it looks best if operated close to a 4VDC limit. Very unique and colorful!



G5067 79¢  
10 FOR \$7.50 • 100 FOR \$69.00

## HIGH BRIGHTNESS ALL COLOR LED ASSORTMENT

Assortment of 2 of each of the Red, Yellow and Green LEDs advertised at right. You get 6 LEDs total.



G5464 \$1.00

## STANLEY HIGH BRIGHTNESS CLEAR CASE LEDS

Powerful bright LEDs in popular T1 3/4 case. Each has a water clear lens and long leads.

RED	G5307	10/\$1.00	100/\$8.00
GREEN	G5308	8/\$1.00	100/\$9.00
YELLOW	G5309	8/\$1.00	100/\$9.00

## SUPER PC DRILL BIT ASSORTMENT

Perfect assortment for PC board needs. Eight different drill bits ranging from small to large sizes.



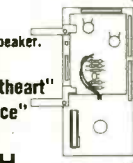
G590 \$6.95

## MUSIC MAKER MODULES

Operate on 6VDC to 12VDC with built in speaker.


- G3256 "Somewhere My Love"
- G3900 "Let Me Call You Sweetheart"
- G3226 "Pomp and Circumstance"
- G5034 "Winter Wonderland"

\$1.00 EACH



## TRANSISTORS BY THE SCOOP

We just purchased close to a 1/2 million prime house numbered transistors made for an OEM. Each is house numbered and has full length leads. They are absolutely first quality - not rejects. We think there are FETs, Darlingtons and small signal NPN transistors. We do know that there is at least 4 different house numbers. Most are regular size T092 cases however, there are also a few 1 watt T092 cases. Tremendous value as we are selling them by the scoop. Each scoop holds at least 500 transistors!




Less than 1¢ each

G5071 1 SCOOP \$5.00  
10 SCOOPS (ABOUT 5,000) \$40.00

## WEIRD GENERATOR/ LINEAR MOVER

Unique science item consists of a large coil which slides between two sets of rare earth super magnets. The coil has 2 mounting holes to attach anything you want and it travels to the end and very rapidly when 12VDC is applied to it. Reverse the voltage and it snaps back to the other end. It also can generate enough electricity to light a LED. Simply solder any LED to the coil and as you shake the coil back and forth the LED will light up. Unusual item is about 3 3/4" L x 1 3/4" H x 1/4" W. Removed from optical hard drives for Next Computers.



G3909 \$10.00

## μLYNX TRACKBALL

Microlynx trackball made by Honeywell for XT IBM compatible computers with MS-DOS up to version 3.0. These feature easy installation as it connects between your keyboard and your computer so no serial I/O card is needed. Features graphics driver, ergonomic design, self contained menu for user programming of ball and button definitions, text and graphics modes, fast direct cursor motion, etc. Comes complete with cable, instruction manual, software on 5 1/4" floppy. Brand new in boxes. NOTE: For XT computers only! Blowout Price:



G3649 \$4.50

## SUPER PC BOARD BLOWOUT

This is your chance to stock up on prime copper clad for making all types of custom PC boards. Various sizes: 2" x 7" up to 6" x 6" or larger. This is high quality glass epoxy double sided copper clad!



G3500 50/\$7.95  
(Add an additional \$2.00 extra heavy shipping)



*24-hour FAX Line*  
**NEW 800-854-7118 NEW**

*Descramblers*

10 PIECE PRICING



**JERROLD**

**\$65** EA.  
 REPLACES ALL THE REST

**SCIENTIFIC ATLANTA**

SA-3.....\$49  
 SA-DF w/SWITCH .....\$75


**PIONEER**

GREEN **\$89**

TVT 3-G.....\$45 BROWN.....DISCONTINUED  
 MINI TVT .....\$45 DMTB .....DISCONTINUED  
 TBD-P (PINK).....DISCONTINUED SB-3(REFURB.) .....\$29



*Converters*



PANASONIC TZPC-1453G2  
 JERROLD DQN-7, DQN-5  
 SCIENTIFIC ATLANTA 8511,8529

**CALL FOR PRICING & AVAILABILITY ON NEW AND REFURBISHED EQUIPMENT**

*Test Kits & Chips*

MINIMUM PURCHASE OF 10 PIECES

STARCOM 7BB .....\$17<sup>50</sup>  
 STARCOM 6BB .....\$17<sup>50</sup>  
 SA 8580 6-BUTTON .....\$17<sup>50</sup>  
 DP-5 CHIP .....\$10<sup>00</sup>  
 ZENITH 3-WIRE CHIP .....\$11<sup>00</sup>

*Combination Units*

**JERROLD**

**ZENITH**

**SCIENTIFIC ATLANTA**

**HIGHLANDER**


**800-338-0400**

6325-9 Falls of the Neuse Road Raleigh, NC 27615

**BE SAFE!**  
 Don't buy Cable Equipment from anyone that isn't authorized to display this seal

*30 day Money Back Guarantee • 1 year warranty • Your Satisfaction is Guaranteed!*

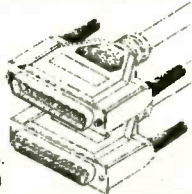
CIRCLE 301 ON FREE INFORMATION CARD



### STEEL ENCLOSURES

Features include ventilation holes, self-adhesive rubber feet. Front and rear panels are 0.05" aluminum alodine painted white. Top and bottom covers are 0.04" phosphated steel painted black.

E3119A (2.5" x 8" x 7")	<b>\$12.95</b>
E3119B (2.5" x 12" x 7")	<b>15.95</b>
E3119F (2.5" x 17" x 11")	<b>19.95</b>
E3119G (3.5" x 8" x 7")	<b>13.95</b>
E3119K (3.5" x 17" x 11")	<b>24.95</b>
E3119P (5.2" x 17" x 11")	<b>29.95</b>



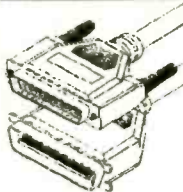
### DB25 MALE TO FEMALE CABLE

Hi-quality molded ends. (94W006) **\$5.95 each**

### PARALLEL PRINTER CABLE

PC-compatible. High-quality molded ends.

- 3-Ft. (94W006) **\$2.89 each**
- 6-Ft. (94W007) **\$3.29 each**




**NEODYMIUM MAGNETS**  
100+ Gauss each. (92N003)  
**6 for \$9.95**

### JOYSTICKS

Base 1" x 1" x 1". Well-constructed.

- Two 5K pots. (93P004) **\$3.95**
- Two 150K pots. (93P005) **\$3.95**



### SCANNER RF AMPLIFIER

5 MHz to 900 MHz installs at antenna and serves as a preamplifier to increase signal to noise ratio. Increase the sensitivity of your scanner or short-wave receiver over six times (10 dB gain). Easy hookup. Power supply and coupler included. (92A025) **\$19.95 each**

### AMAREX UNIBOX

2" x 2.5" x 0.75", with 0.125" hole in one end. (92U065) **Three for \$5.00**



### STEREO EARPHONES

Unit impedance 32Ω ± 1.5%; 27mm mylar speakers with washable ear sponge; max. power 0.05W; 4-foot cord; compatible with all personal stereo products. (93V002)



**\$3.95 each**



### PLUG-IN POWER SUPPLY

12VDC @ 0.8A. CIE #DV-1280. (93E009) **\$4.95 each**



### 3-SECTION DIELECTRIC FILTERS

- 1875 MHz. Matsushita #GPS1575. (93P013) **\$9.95 each**
- 1226 MHz. Matsushita #GPS1226. (93P014) **\$9.95 each**

### 15KV TRANSMITTING CAPS

10 pF (94P009) • 25 pF (94P010)  
50 pF (94P011)  
**Your Choice - \$12.50 Each**



**20 WATT, 50 OHM STRIPLINE RESISTOR**  
(92P003) **\$9.95 each**

### 6-POLE LINEAR PHASE FILTER

10.7 MHz. Phase Linear #517N. (94P012) **\$11.95**




### BRAND "X" LENS

Eyepiece-type magnifier. Focal length = 50mm, f:3.2. Approx. dimensions: dia. = 38mm, length = 43mm. Excellent hand magnifier at approx. two power. (93L009) **\$9.95 each**

### PAY RADIO DECODER (CODART)

Pay radio? That's right. Part of a system that broadcast purchased programs late at night, these Codart units would turn on one of two tape recorders when a coded tone was broadcast. Contains a Z-80 with 4K of EPROM, 2K of battery-backed up RAM, 18-key keyboard, 8-digit display and relays for the recorders. Reprogram it to make your own stereo or lamp timer, or a time lock to keep the kids from watching too much TV. With documents. (92C002) **2 for \$19.95**



### TELETEXT DECODER

Teletext signals may be hidden in the TV signal you receive. The VBI-1 decodes the wealth of data at baseband level and converts it to channel 3 for reinjection into your TV. Teletext messages may be watched superimposed over your favorite TV show. New. (94V002) **\$89.95 each**

### TELETEXT DECODER CARD



For the first time, the TeleText Decoder card lets you use your personal computer to receive news, sports, stock, traffic and other important news information through normal commercial, cable or satellite TV signals. Without the need and expense of modems, telephone lines or service fees, TeleText offers PC users the ability to view, capture, store and print TeleText information pages easily and quickly.

By simply connecting the TeleText Decoder card to a conventional TV antenna, cable hookup or satellite receiver and tuning in to a TeleText service TV channel, you can receive any TeleText information in full color and graphics. With additional software, you can even capture and manipulate stocks, mutual funds and money market funds for your own personal use. You can also watch regular TV programs with the built-in TV tuner together with a TV display card or by using an additional TV monitor.

For IBM PC, XT, AT or compatible computers, MS DOS 2.11 or higher. 512K memory required. VGA, CGA or EGA display recommended. (94C001) **\$199.00 each**

### 28V MINIATURE LAMP

40mA, 6" wire leads. (92L029) **4 for \$1.00 or 100 for \$19.95**



### 12V ±5% 1W ZENER

RD12F. (93S031) **5 for \$1.00**



### QUACK MEDICINE?

These units are the heart of devices billed as "muscle stimulators" and marketed in the \$200 price range. They run on a 9V battery with a 90V pulse output at the rate of approx. one per second. Assembled on a breadboard, components include a timer chip driver transistor and output transformer. Sneak one into biology labs and make a dead frog's legs kick. (94U002) **\$4.95 each - 3 for \$10.00**



24-Hour BBS  
**(408) 943-0622**  
2400 Baud • N-8-1

**ALLTRONICS**  
2300 Zanker Road • San Jose, CA 95131  
Phone (408) 943-9773 • Fax (408) 943-9776


Visa, MC, AmEx cards accepted.  
Minimum order \$15.00.  
CA & OH residents add local sales tax.  
Shipping additional on all orders.





# DAIBANI

CALL • FAX  
OR WRITE  
FOR A FREE  
CATALOG



**NEW**  
**\$20.00**  
MINIMUM PURCHASE ORDER

## THE ULTIMATE SAVING SOURCE

Call Toll Free 1-800-325-2264 or (305) 716-1016  
4225 N.W. 72nd Ave., Miami, Florida 33166 FAX (305) 594-6588




# Circuit Specialists, Inc.

We've been providing electronic equipment and supplies since 1971!

## ETCHING TANK

This attractive injection molded designed tank is ideal for etching your PCBs. It includes a thermostatically controlled glass heater, electric agitator and PCB hanging accessories. Measuring graduations are included. Maximum PCB size is 160mm x 250mm or 200mm x 250mm w/o heater. Typical etching time is 4 minutes.

CAT NO	DESCRIPTION	PRICE
ET10EN	Etch Tank System	\$48.00



## POSITIVE PHOTO RESIST PRE-SENSITIZED PRINTED CIRCUIT BOARDS

These pre-sensitized printed circuit boards are ideal for small production runs. They provide high resolution and excellent line width control. High sensitive positive resist coated on 1oz. copper foil allows you to go direct from your computer plot or art work layout. No need to reverse art.



### Single-Sided, 1oz. Copper Foil on Paper Phenolic Substrate

CAT NO	DESCRIPTION	PRICE EACH		
		1	10	50
PP101EN	100mm x 150mm/3.91" x 5.91"	\$2.55	\$1.90	\$1.70
PP114EN	114mm x 185mm/4.49" x 7.28"	2.98	2.45	1.98
PP152EN	150mm x 250mm/5.91" x 9.84"	5.40	3.98	3.60
PP153EN	150mm x 300mm/5.91" x 11.81"	6.15	4.48	4.10

### Single-Sided, 1oz. Copper Foil on Fiberglass Substrate

CAT NO	DESCRIPTION	PRICE EACH		
		1	10	50
GS101EN	100mm x 150mm/3.91" x 5.91"	\$ 3.90	\$2.98	\$2.60
GS114EN	114mm x 185mm/4.49" x 7.28"	4.80	3.49	3.20
GS152EN	150mm x 250mm/5.91" x 9.84"	8.69	5.98	5.78
GS153EN	150mm x 300mm/5.91" x 11.81"	10.20	7.20	6.80

### Double-Sided, 1oz. Copper Foil on Fiberglass Substrate

CAT NO	DESCRIPTION	PRICE EACH		
		1	10	50
GD101EN	100mm x 150mm/3.91" x 5.91"	\$ 5.07	\$3.68	\$3.38
GD114EN	114mm x 185mm/4.49" x 7.28"	5.95	4.29	3.99
GD152EN	150mm x 250mm/5.91" x 9.84"	10.47	7.39	6.98
GD153EN	150mm x 300mm/5.91" x 11.81"	11.95	8.69	8.30

## ETCHING CHEMICALS FERRIC CHLORIDE

A dry concentrate that mixes with water to make 1 pint of etchant, enough to etch 400 sq. inches of 1oz board.

CAT NO	DESCRIPTION	PRICE EACH	
		1	5
ER-3EN	Makes 1 pint	\$3.50	\$2.75



**DEVELOPER** This product is used as the developer on our positive photo-resist printed circuit boards. Includes instructions. 50 gram package, mixes with water, makes 1 quart.

CAT NO	DESCRIPTION	PRICE EACH		
		1	10	25
POSDEVEN	Positive Developer	\$.95	\$.80	\$.50

## 486 CPU COOLER

Increase Performance! Prolong Life!

COOL IT! With our easy to install miniature CPU Cooler Fan. This kit includes an omni-directional heat sink, long-life, low noise, DC fan with ready to go power hook-up. The best low-cost, high addition investment you can make!

**PERFORMANCE** Typical 80486-33MHz CPU surface temperature reduces from approximately 79°C to approximately 48°C. Typical 80486-50MHz CPU surface temperature reduces from approximately 95°C to approximately 54°C.


CSI PART#  
CC-M3EN



PRICE	
1	5
\$15.95	\$14.95

## WANT MORE INFO ON THE SOUTHERN CROSS?

Use our FaxBack Automated Document Retrieval System. Dial 1-800-662-5426 (602-834-1005 in AZ) and select document #5025 on your push-button phone. You'll receive an article reprint from Australia's "Silicon Chip" magazine, reviewing the Southern Cross SBC. This is a free service available 24-hours a day. Don't forget to have your FAX# handy.



## THE SOUTHERN CROSS

**A Single Board Z-80-Based Computer**  
Here is a single board computer designed especially for the 1990's generation of students. With a series of add-on boards, smart sockets, fully commented monitor & an intelligent EPROM emulator, it can teach many aspects of micro-processor & micro-controller techniques of programming.

The Southern Cross SBC is designed to teach beginners modern code development techniques as well as assembly language. Start with machine language using the on-board

21 hex digit keypad, then progress to using a PC Assembler provided with many program examples. Serial download assembled program from PC to Southern Cross. Serial interface provided.

Simple, but powerful monitor program fully annotated. Learn to use parts of it in your own programs by 'system calls' & using a 'header file'.

Learn how to single step through your program to find errors. Both hardware & software single stepping provided & explained.

We do not fill the User Manual with pages of theory. Go straight to program examples. Starts from a very basic level anyone can follow.

The Southern Cross system includes:

- All CMOS IC's
- Hardware speed control
- 8K EPROM
- 64K RAM
- 4.00MHz Z80
- 10 year RAM backup with optional DS1213B
- Calendar/time access & RAM backup with optional DS12168
- 9-15V AC/DC Single-sided PCB 9.75" x 5.15"

Two add-on boards available. Relay Board to connect to real world of lights & motors and 8 x 8 LED module Board to write moving displays.

SC1EN Southern Cross Kit	\$145.00
SC2EN Assembled	\$185.00
SC4EN 8 x 8 Board	\$49.00
SC3EN Relay Board-1 relay	\$27.00
SC13EN Kit to complete relay board-7 relays plus components	\$19.95
DS1213BEN SmartSocket	\$18.00
DS1216BEN SmartWatch	\$36.00

### Intelligent Eprom Emulator

Full explanation of how to construct & use it. Uses 5 IC's & 8748 uC. Emulates 8K, 16K & 32K EPROM. Recognizes binary & Intel hex files in software. Connects to printer port 1 or 2 on a PC. Reset sent in software before file transfer. /F switch fills unused emulated ROM with any hex byte. Powered from target system. Cables included. Small 4.5" x 2.3" double-sided, PCB with overlay. Many examples provided on floppy disk.

SC5EN Kit	\$79.00
SC6EN Assembled	\$94.00



# Circuit Specialists, Inc.

## Always New! Never Surplus!

Toll-Free 800-528-1417 • In Arizona 602-464-2485 • FAX 602-464-5824  
Our phone operators are on duty from 8:00am-6:00pm MST

### EDUCATIONAL PROJECT KITS

These kit designs are fully tested & guaranteed to work! They are designed to provide educational value as each kit includes complete documentation, a schematic diagram and a short discussion on the theory. All of the circuit boards are made from 1.6mm fiberglass. They have been silk-screened on the top to aid in component placement and the backs have been soldermasked to aid in soldering. The solder pads and traces are on the large side to help withstand rough handling.

- High Quality Educational Project Kits
- Excellent Documentation
- Each Kit Includes a Schematic Diagram
- A Circuit Description and Theory Discussion Included
- PCB's are Rugged 1.6mm Fiberglass
- PCB's are Silk Screened on Top to Aid in Component Placement
- PCB Pads & Traces are Oversized to Protect Against Rough Treatment
- Faulty Components will be Replaced FREE of Charge

### General Purpose 4-1/2 Digit Frequency Counter with LCD

General Purpose 4-1/2 Digit Counter uses Harris 7224 IC. Full instructions INCLUDING the 7224 data sheet is included. All pins from the 7224 are brought out for easy access. Directly drives an LCD (provided). This project is a building block that you can use as part of a larger project. The LCD section can be cut away and connected by a flat ribbon cable. The Kit has its own 5V regulated supply on board for the 7224, allowing a relatively wide range of voltage inputs from +6V to 10V. The Harris 7224 counts up to 15MHz, guaranteed, 25MHz typical.

CAT NO KIT 36EN PRICE \$42.00

### Sound Activated Switch for Tape Recorder

Can be adjusted to turn on your tape recorder through its REMOTE plug. Has feedback and delay circuit for robust operation. Very sensitive. Proven circuit. Needs 6V plug pack for most stable operation.

CAT NO KIT 13EN PRICE \$9.95

### Three Digit Panel Meter and Counter Module

Basic low cost counter. Two or more counter modules may be plugged together with 6-pin sockets & harness provided. Uses a single-unit 3-digit LED display. Built around the 14553 & 14551 chips. Box & battery provided. The separate COUNTER MODULE shows how to use the Kit as a counter. Has COUNT & RESET switches with debounce circuit built in to eliminate problems from noisy switches. 9V battery operation.

CAT NO KIT 12EN PRICE \$19.95

### Introduction to a Power Supply

Batteries soon become an expensive way to power your electronic kit and electronic games. This is a basic power supply using two 7805 regulators. Input up to 20V AC from a transformer or power pack. Two regulated outputs—fixed 5V, the other variable. Box provided. Good introduction to electronics.

CAT NO KIT 4EN PRICE \$12.77

### Introduction to LM3909. Continuity Tester & Long Life Flasher

Most ICs operate in the 4V to 40V range. The LM3909 from National Semiconductor changed this. Two PCBs supplied. A 1.5V D cell will flash an LED for over two years. Use as an imitation car alarm. A second PCB connects the chip as a 1.5V continuity tester. Seven pages of documentation provided from National Semiconductor.

CAT NO KIT 11EN PRICE \$9.95

### 6V Tape Switch for Telephone

Record your phone conversations. Turns tape recorder on when the handset is lifted. Easy to connect to your phone line. Plugs into REMOTE & MIC jacks of your tape recorder. Best for 6V tape recorders. Educational Kit, not for illegal use.

CAT NO KIT 15EN PRICE \$9.95

### FM Telephone Transmitter

Miniature transmitter which attaches in series to one of the two lines to your telephone. Transmits over 200 meters to an ordinary FM receiver. Transmits further if the FM receiver is near the phone line. Tune with ceramic trim cap. Uses the phone line as an aerial and power source. Not for illegal use.

CAT NO KIT 16EN PRICE \$8.95

### Logic Probe

This is the most important piece of equipment for testing and measuring digital equipment. It is usually used in fault finding and testing, but can also assist in design work and to find out how digital equipment works. Switch for either TTL or CMOS. Our own modern design using a PUT. Includes detection circuit for very fast pulses. Gives visual (3 LED's) and audio (piezo buzzer) response.

CAT NO KIT 24EN PRICE \$10.88

### Fiber Optic Audio Link

Allows you to send sound through plastic 1mm fiber optic cable. Matched transmitter/receiver pair from Motorola. Two circuit boards with a microphone at one end and a speaker at the other. 14 feet fiber optic cable supplied. Will work over 200 meters.

CAT NO KIT 26EN PRICE \$29.00

### Two Stage FM Transmitter

Our most powerful FM 'bug' to date. A two stage FM transmitter with an RF transistor (2N3563 or ZTX320) in its output stage. 9V operation. On/off switch mounted on the PCB.

CAT NO KIT 32EN PRICE \$9.95

### Intro to Microcontrollers

Learn to program microcontrollers without going to technical college. This Kit introduces the Motorola 68HC705K1, an 8-bit, 16-pin microcontroller released in 1992. The Kit is a down counter from 60 or 90 seconds with beeps every 10 seconds. All the software code is supplied and fully explained. See how easy it is to change the time and beep settings by simple changes in the software program. You can judge for yourself how using micro-controllers is a huge advance over using logic ICs. On/off switch and pulldown resistors on input lines are all built into the K1 and are under software control. 9V battery powered.

All the information about how to continue learning to program these "computers-on-a-chip" is supplied. The tools to program the K1 are available at very low cost (under \$200) from Motorola. The K1 is the simplest 8-bit microcontroller available.

CAT NO KIT 38EN PRICE \$38.95

## RECEIVE YOUR FREE COPY OF OUR NEW FALL/WINTER CATALOG

Our 100-page catalog is loaded with electronic supplies and equipment! Semiconductors, Switches, Passive Devices, Computer Systems, Test Equipment, Industrial PC Supplies, Printed Circuit Product, Heat Shrink, Wire...*the list goes on and on!* If you order from this ad, request that a copy be included with your order. Or just fill out the catalog request coupon below and mail it in. *Mail Your Request to our Distribution Warehouse:*

Circuit Specialists, Inc.  
220 South Country Club Drive  
Mesa Arizona 85210

### I SAW YOUR AD IN ELECTRONICS NOW!

Please send me a FREE copy of your General Catalog.

Send it to:

Name \_\_\_\_\_

Company Name \_\_\_\_\_

Address \_\_\_\_\_

City \_\_\_\_\_ State \_\_\_\_\_ Zip \_\_\_\_\_

**ATTN EDUCATORS:  
Call for Special Kit  
Prices on Quantities  
of 10 or More.**

CIRCLE 293 ON FREE INFORMATION CARD

www.americanradiohistory.com

# B. G. MICRO

P. O. Box 280298 Dallas, Texas 75228

(214) 271-5546

FAX (214) 271-2462



## LCD DISPLAYS


OPTREX 2x16-DMC 16207H-8 Bit ASCII Input Dim. 3 1/2x1 3/4x 3/4 Char. Height .19"	<b>\$5.99</b>
OPTREX 2x20-DMC 20261-8 Bit ASCII Input Dim. 4 1/2x1 7/8x 3/4 Char. Height .19"	<b>\$7.99</b>
OPTREX 1x16 "Backlit"-DMC 16187- 8 Bit ASCII Input Dim. 3 1/2x1 3/8x 9/16 Char. Height .11"	<b>\$9.95</b>
OPTREX 1x20-DMC 20171-8 Bit ASCII Input Dim. 7 3/16x1 5/16x 1/2 Char. Height .42"	<b>\$9.95</b>
OPTREX 2x40-DMC 40218-8 Bit ASCII Input Dim. 7 3/16x1 5/16x 1 3/32 Char. Height .19"	<b>\$9.95</b>

**VERY EASY TO INTERFACE TO ALMOST ANY MICROPROCESSOR!!!!!!**

## SWITCHING POWER SUPPLIES

### DELTA Switching Power Supply

Heavy duty switcher—A full 280 watts completely enclosed w/fan—UL and CSA approved— + 12V @ 7 amps— + 5V @ 37 amps  
-5V @ .75 amps—  
-12V @ .75 amps.  
Measures 8 1/2"x  
5 15/16"x7 3/8"  
**\$17.95**



## SIRENS

Simply apply 12 volts to this little baby, then you had better hold your ears. Very loud!

**\$5.95**

Great for car and intrusion alarms



## STEREO AUDIO AMP

This 20 watt per channel, open frame, stereo audio amp comes completely assembled and tested. It also includes a self contained plug-in power supply. Less than .1 % distortion for you real "audio buffs". You supply the speakers and we will supply some of the cleanest audio you have heard. Unit includes volume, tone, and balance controls. Front panel measures 9"x3".

**A steal at .....\$12.95**



## DTMF

SSI-202 Decoder	<b>2.25</b>
8870 Decoder	<b>2.25</b>
5087 Generator	<b>2.00</b>
5089 Generator	<b>1.25</b>

## UART

NS16450	6.50
16550	10.95
TR1602B (COM 2017)	1.75
IM6402 +5v High speed AY5-1013 pin out	2.45
INS 8250	2.95

## STATIC RAM

2016-2KK8 200 n.s.	1.00
2101-1 - 256X4 500 n.s.	.75
21L02-1 350 n.s.	.65
2102AL-4 L.P. 450 n.s.	.49
2111-1 256X4 500 n.s.	1.00
2112A-2	2.50
2114L-3 1KK4 300 n.s.	.45
2125A-2 1KK1 70n.s.	1.00
2147 4KX1	1.00
2148	1.00
6116P-4	1.00
6117	1.20
6264	1.40
62256 32KX8	5.00
128KX8	15.00

## EPROM SPECIAL

We bought a large quantity of 2708s, 2716s, 2532s, 2732s, 2764s, 27128s, 27256s and 27512s from a computer manufacturer who re-designed their boards. We removed them from sockets, erased and verified them, and now we offer the savings to you. Complete satisfaction guaranteed.

### Your Choice

2708	1/20	10/8.00
2716	1.75	10/15.00
2532	2.00	10/17.50
2732	2.00	10/17.50
2764	2.00	10/17.50
27128	2.50	10/20.00
27256	3.00	10/25.00
27152	4.75	10/40.00
1 Meg	8.50	10/77.50

## EPROM

8741	7.00
8742	7.00
8748	7.00
8749	7.00
8751H	12.95
8755	7.00

## PROMS

82S123	1.49
82S126	1.49
82S153	1.75

## FANS

**SANYO—BRUSHLESS**  
12 Volt DC at .07 Amps—  
7 Blades

60 MM—2 3/8"x2 3/8"x1"  
**\$5.95**



**TECHIDYNE—Brushless**  
12 Volt DC at .12 Amps—  
7 Blades

80MM—3 1/8"x3 1/8"x1"  
This size commonly used in  
Computer Power Supplies  
**\$5.90**

**PANAFLO—Brushless—12 Volt DC at**  
.2 Amps 5 Blades—  
119MM—4 11/16"x4 11/16"x1 1/2"  
**\$5.99**

## 8000/80000

8001	5.20	8237	1.90	8088-2	3.25	8257	1.50
8002	\$2.50	8237-5	2.80	8155	2.25	8259A	1.85
8010	4.95	8243	1.75-	8156	2.25	8259C-5	2.10
8031	2.95	8250	2.95	8202A	8.00	8275	10.95
8032	3.95	(16450)	6.50	8212	1.25	8279	2.25
8035	1.00	(16550)	10.95	8214	2.00	8284	1.49
8036	4.95	8251	1.10	8216	1.25	8286	3.50
8039	1.00	8253-5	1.75	8224	1.25	8287	2.49
8085	1.55	8254	1.80	8228	1.75	8288	3.50
8086	1.55	8255	1.50			8530	3.00
8088	2.20	8255-5	1.75				

**TERMS:** (Unless specified elsewhere) Add \$3.25 postage, we pay balance. Orders over \$50.00 add 85¢ for Insurance. No. C.O.D. Texas Res. add 8 1/4% Tax. 90 Day Money Back Guarantee all items. All items subject to prior sale. Prices subject to change without notice. Foreign order - US funds only. We cannot ship to Mexico or Puerto Rico. Canada, add \$7.50 minimum shipping and handling. Countries other than Canada, add \$15.00 minimum shipping and handling.

CIRCLE 219 ON FREE INFORMATION CARD

NEW ITEMS!

NEW PRICES!

NEW ITEMS!

NEW PRICES!

NEW PRICES!

NEW ITEMS!

NEW PRICES!

NEW ITEMS!



# Decco Electronics

4025 Edwards Road, Cincinnati, OH 45209

Toll Free Order Hot Line, 1 (800) 423-4499 - Information - (513) 531-4499

## Millions of Chips, Transistors and Electronic Components in Stock!

74xx	74194	129	74L163	55	74S11	39	74F245	79	74HC154	129	LM555C	69	CA3096	-169	2732A	4.25	78L15	45	4N26	60
7400	74195	89	74L164	55	74S20	35	74F251	79	74HC157	59	LM555	69	TCM3105	6.95	2732A-2	4.50	78L15T	45	4N27	69
7401	74196	99	74L165	69	74S22	35	74F253	79	74HC158	49	SE555	75	CA3126	1.45	2732C	4.50	7806T	59	4N28	69
7402	74197	85	74L166	69	74S30	35	74F255	79	74HC161	59	LM556	59	CA3130	89	2764	3.95	7808T	59	4N29	79
7403	74198	1.79	74L168	69	74S32	40	74F258	69	74HC163	69	LM558	79	CA3146	1.09	2764-15	4.95	7810T	59	4N33	79
7404	74199	1.19	74L169	99	74S37	25	74F259	1.19	74HC164	59	NE564	1.79	CA3146	1.09	2764-15	4.95	7812T	59	4N34	79
7405	74201	59	74L170	69	74S38	35	74F260	69	74HC165	69	LM565	1.59	CA3160	1.09	2764-15	4.95	7815T	59	4N37	79
7406	74202	4.95	74L171	45	74S40	35	74F273	89	74HC166	59	LM566	1.29	CA3161	1.99	2764-2	3.75	7805K	1.79	4M5	89
7407	74203	2.9	74L172	45	74S41	40	74F281	4.49	74HC174	79	LM567	1.09	CA3163	6.00	2764-15	3.95	7812K	1.79	ILC-74	2.95
7408	74204	4.95	74L173	45	74S44	40	74F283	39	74HC175	59	NE570	2.99	CA3183	1.09	2764-15	4.95	7815K	1.79	4N35	79
7409	74205	4.95	74L174	45	74S64	35	74F283	1.79	74HC175	59	NE571	2.09	MC3302	7.5	2712A-2	5.00	78M05	59	4N37	79
7410	74206	4.95	74L175	45	74S64	35	74F283	1.79	74HC175	59	NE572	2.09	MC3302	7.5	2712A-2	5.00	78M05	59	4N37	79
7411	74207	4.95	74L176	45	74S64	35	74F283	1.79	74HC175	59	NE573	2.09	MC3302	7.5	2712A-2	5.00	78M05	59	4N37	79
7412	74208	4.95	74L177	45	74S64	35	74F283	1.79	74HC175	59	NE574	2.09	MC3302	7.5	2712A-2	5.00	78M05	59	4N37	79
7413	74209	4.95	74L178	45	74S64	35	74F283	1.79	74HC175	59	NE575	2.09	MC3302	7.5	2712A-2	5.00	78M05	59	4N37	79
7414	74210	4.95	74L179	45	74S64	35	74F283	1.79	74HC175	59	NE576	2.09	MC3302	7.5	2712A-2	5.00	78M05	59	4N37	79
7415	74211	4.95	74L180	45	74S64	35	74F283	1.79	74HC175	59	NE577	2.09	MC3302	7.5	2712A-2	5.00	78M05	59	4N37	79
7416	74212	4.95	74L181	45	74S64	35	74F283	1.79	74HC175	59	NE578	2.09	MC3302	7.5	2712A-2	5.00	78M05	59	4N37	79
7417	74213	4.95	74L182	45	74S64	35	74F283	1.79	74HC175	59	NE579	2.09	MC3302	7.5	2712A-2	5.00	78M05	59	4N37	79
7418	74214	4.95	74L183	45	74S64	35	74F283	1.79	74HC175	59	NE580	2.09	MC3302	7.5	2712A-2	5.00	78M05	59	4N37	79
7419	74215	4.95	74L184	45	74S64	35	74F283	1.79	74HC175	59	NE581	2.09	MC3302	7.5	2712A-2	5.00	78M05	59	4N37	79
7420	74216	4.95	74L185	45	74S64	35	74F283	1.79	74HC175	59	NE582	2.09	MC3302	7.5	2712A-2	5.00	78M05	59	4N37	79
7421	74217	4.95	74L186	45	74S64	35	74F283	1.79	74HC175	59	NE583	2.09	MC3302	7.5	2712A-2	5.00	78M05	59	4N37	79
7422	74218	4.95	74L187	45	74S64	35	74F283	1.79	74HC175	59	NE584	2.09	MC3302	7.5	2712A-2	5.00	78M05	59	4N37	79
7423	74219	4.95	74L188	45	74S64	35	74F283	1.79	74HC175	59	NE585	2.09	MC3302	7.5	2712A-2	5.00	78M05	59	4N37	79
7424	74220	4.95	74L189	45	74S64	35	74F283	1.79	74HC175	59	NE586	2.09	MC3302	7.5	2712A-2	5.00	78M05	59	4N37	79
7425	74221	4.95	74L190	45	74S64	35	74F283	1.79	74HC175	59	NE587	2.09	MC3302	7.5	2712A-2	5.00	78M05	59	4N37	79
7426	74222	4.95	74L191	45	74S64	35	74F283	1.79	74HC175	59	NE588	2.09	MC3302	7.5	2712A-2	5.00	78M05	59	4N37	79
7427	74223	4.95	74L192	45	74S64	35	74F283	1.79	74HC175	59	NE589	2.09	MC3302	7.5	2712A-2	5.00	78M05	59	4N37	79
7428	74224	4.95	74L193	45	74S64	35	74F283	1.79	74HC175	59	NE590	2.09	MC3302	7.5	2712A-2	5.00	78M05	59	4N37	79
7429	74225	4.95	74L194	45	74S64	35	74F283	1.79	74HC175	59	NE591	2.09	MC3302	7.5	2712A-2	5.00	78M05	59	4N37	79
7430	74226	4.95	74L195	45	74S64	35	74F283	1.79	74HC175	59	NE592	2.09	MC3302	7.5	2712A-2	5.00	78M05	59	4N37	79
7431	74227	4.95	74L196	45	74S64	35	74F283	1.79	74HC175	59	NE593	2.09	MC3302	7.5	2712A-2	5.00	78M05	59	4N37	79
7432	74228	4.95	74L197	45	74S64	35	74F283	1.79	74HC175	59	NE594	2.09	MC3302	7.5	2712A-2	5.00	78M05	59	4N37	79
7433	74229	4.95	74L198	45	74S64	35	74F283	1.79	74HC175	59	NE595	2.09	MC3302	7.5	2712A-2	5.00	78M05	59	4N37	79
7434	74230	4.95	74L199	45	74S64	35	74F283	1.79	74HC175	59	NE596	2.09	MC3302	7.5	2712A-2	5.00	78M05	59	4N37	79
7435	74231	4.95	74L200	45	74S64	35	74F283	1.79	74HC175	59	NE597	2.09	MC3302	7.5	2712A-2	5.00	78M05	59	4N37	79
7436	74232	4.95	74L201	45	74S64	35	74F283	1.79	74HC175	59	NE598	2.09	MC3302	7.5	2712A-2	5.00	78M05	59	4N37	79
7437	74233	4.95	74L202	45	74S64	35	74F283	1.79	74HC175	59	NE599	2.09	MC3302	7.5	2712A-2	5.00	78M05	59	4N37	79
7438	74234	4.95	74L203	45	74S64	35	74F283	1.79	74HC175	59	NE600	2.09	MC3302	7.5	2712A-2	5.00	78M05	59	4N37	79
7439	74235	4.95	74L204	45	74S64	35	74F283	1.79	74HC175	59	NE601	2.09	MC3302	7.5	2712A-2	5.00	78M05	59	4N37	79
7440	74236	4.95	74L205	45	74S64	35	74F283	1.79	74HC175	59	NE602	2.09	MC3302	7.5	2712A-2	5.00	78M05	59	4N37	79
7441	74237	4.95	74L206	45	74S64	35	74F283	1.79	74HC175	59	NE603	2.09	MC3302	7.5	2712A-2	5.00	78M05	59	4N37	79
7442	74238	4.95	74L207	45	74S64	35	74F283	1.79	74HC175	59	NE604	2.09	MC3302	7.5	2712A-2	5.00	78M05	59	4N37	79
7443	74239	4.95	74L208	45	74S64	35	74F283	1.79	74HC175	59	NE605	2.09	MC3302	7.5	2712A-2	5.00	78M05	59	4N37	79
7444	74240	4.95	74L209	45	74S64	35	74F283	1.79	74HC175	59	NE606	2.09	MC3302	7.5	2712A-2	5.00	78M05	59	4N37	79
7445	74241	4.95	74L210	45	74S64	35	74F283	1.79	74HC175	59	NE607	2.09	MC3302	7.5	2712A-2	5.00	78M05	59	4N37	79
7446	74242	4.95	74L211	45	74S64	35	74F283	1.79	74HC175	59	NE608	2.09	MC3302	7.5	2712A-2	5.00	78M05	59	4N37	79
7447	74243	4.95	74L212	45	74S64	35	74F283	1.79	74HC175	59	NE609	2.09	MC3302	7.5	2712A-2	5.00	78M05	59	4N37	79
7448	74244	4.95	74L213	45	74S64	35	74F283	1.79	74HC175	59	NE610	2.09	MC3302	7.5	2712A-2	5.00	78M05	59	4N37	79
7449	74245	4.95	74L214	45	74S64	35	74F283	1.79	74HC175	59	NE611	2.09	MC3302	7.5	2712A-2	5.00	78M05	59	4N37	79
7450	74246	4.95	74L215	45	74S64	35	74F283	1.79	74HC175	59	NE612	2.09	MC3302	7.5	2712A-2	5.00	78M05	59	4N37	79
7451	74247	4.95	74L216	45	74S64	35	74F283	1.79	74HC175	59	NE613	2.09	MC3302	7.5	2712A-2	5.00	78M05	59	4N37	79
7452	74248	4.95	74L217	45	74S64	35	74F283	1.79	74HC175	59	NE614	2.09	MC3302	7.5	2712A-2	5.00	78M05	59	4N37	79
7453	74249	4.95	74L218	45	74S64	35	74F283	1.79	74HC175	59	NE615	2.09	MC3302	7.5	2712A-2	5.00	78M05	59	4N37	79
7454	74250	4.95	74L219	45	74S64	35	74F283	1.79	74HC175</											



# SILVER SUCCESS STORY:

## SILVER PLATING ON-THE-JOB.



Time-proven since 1944. Minimizes overheating and power loss, assures cool conductivity for copper, brass and bronze contacts. Applies easily *on the job*. Adheres permanently. Equal to electroplating in performance. Reduce maintenance time, prevent power losses from oxidation.

## COOL-AMP

## THE CONDUCTIVE LUBRICANT.



Demonstrating low-voltage continuity through container of Conducto-Lube.

The upstart, since 1952. An excellent lubricant which is highly conductive because it contains pure silver. Uses continue to expand—from switches and breakers to *any* application where a conductive lubricant is needed.



## Conducto-Lube

**Cool-Amp Conducto-Lube Company**

15834 Upper Boones Ferry Road • Lake Oswego, Oregon 97035  
(503) 624-6426 • Fax (503) 624-6436 • **ORDER FACTORY DIRECT**



# RAINBOW KITS



## SUPER SNOOPER BIG EAR

Listen through walls, hear conversations across the room. Add a parabolic reflector & hear blocks away. The BIG EAR can be hidden about anywhere. Makes an ultra-sensitive intercom. Can be used as a 1.5W AMP. We supply a mini-electret mike in the kit. 1"x1.75" 6 to 12vDC AA-1

**\$10.95**



## PHONE TRANSMITTER

Small but mighty, it fits anywhere. Phone line powered, never needs batteries. Transmits both sides of a phone conversation loud and clear, wireless, to any FM radio at great distances. Variable tunes from 70MHz TO 130MHz FM. You can also use it as a speaker phone. Size .5"x1"

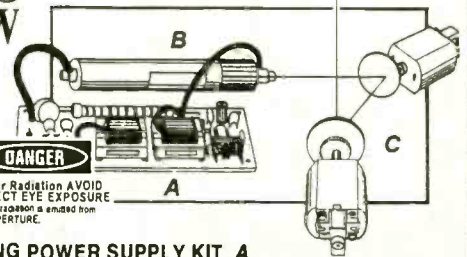
TEL-B1

**\$12.95**

## EXCITING RAINBOW LASER KITS

ALL 3 FOR **\$99.95**

**DANGER**  
Laser Radiation AVOID  
DIRECT EYE EXPOSURE  
Laser Radiation is emitted from the APERTURE.



### LASER SWITCHING POWER SUPPLY KIT A

Input 12vDC 1A, Output 2 to 3KV at 3-4.5ma. trigger voltage of aprox. 8-10KV. Complete with P.C. Board 6.25"x 2.25" schematic & all parts.

LPS-1  
**\$59.95**

### 1MW He-Ne LASER TUBE B


Approx. 1"x 5.75" perfect for experimenters laser projects. Works great with LPS-1 power supply.

L1MN-1  
**\$39.95**

### MIRROR MOTOR KIT C

Project Lissajous patterns on the walls. Change the patterns by changing the speed of the motors. Comes complete with 2 motors, 2 front surface mirrors, mounting brackets, & speed control.

MM-2  
**\$19.95**




## PHONE RECORDING SWITCH

This phone line powered switch is small enough to be installed anywhere. Every time the phone is picked up the recorder will record both sides of the conversation automatically. Use it in your office to record all phone calls so you don't lose important information. 1"x.6"

TEL-SW1

**\$12.95**



## STROBE LIGHT

If you need an attention getter, warning light, or flashing light for model airplanes, then this kit is for you. Use it as an emergency light for your auto, radio tower, even use it on your bicycle. Has a variable flash rate. Size 3.5"x1.8" operates on 6 or 12v DC only.

ST-1

**\$9.95**

## DIGITAL THERMOMETER

The DT-3 kit will turn your digital volt meter into an accurate digital thermometer with .1 degree resolution. Measures temperature from -40F to 250F degrees. It has a remote sensor 25" SQ. and can be mounted many feet away from the meter. Size 1.5x1.2" 9vDC

DT-3 **\$8.95**

## CAPACITANCE METER

This kit will turn your digital volt meter into a capacitance meter. Turn that junk box of unmarked capacitors into a fortune of usable parts. Measures capacitors from <2.2pF to 2.2uF. 1.75"x2" 9vDC

CA-1 **\$12.95**

## TEMPERATURE GENIE

Ever lost frozen food because your freezer stopped? The TC-2 kit would have saved you money. An alarm activates when the temp. reaches that critical degree. Turn ceiling fans on automatically when it gets too hot. This kit gives you 100MA of output. 1.5"x1.2" 6 to 15vDC

TC-2 **\$7.95**

## LIGHT GENIE

Turn anything on or off with light, night light, security lights, turns on at night off at daylight automatically. As the light touches or leaves the sensor it delivers 100 MA of output to run a relay. Size 1.5"x1.2" 6 to 15vDC

LG-2 **\$7.95**

## CHASER LIGHTS


Use this kit like a theater marquee. Every fourth led chases around the display to give you a dazzling effect. You can use 40 led's around badges, pictures, hats, belts, signs, only your imagination limits the possibilities. Kit supplied with 16 leds. SIZE 1.3"x1.6" 4 to 9vDC

CL-1 **\$15.95**

## BUSY PHONE LIGHT

Add this little kit to any or all of your phones. When one phone is in use an LED will light on the other extension. This lets everyone know when your computer modem is in use. Requires 9vDC 1"x1/2"

TEL-LITE **\$9.95**



## RADAR SIGNAL DETECTOR

The RSD-1 kit won't replace a \$200.00 unit but this simple yet effective detector circuit can be built in less than an hour and can be tuned to respond to signals from 50MHz to 500GHz. We supply a lighter plug. 1"x1.75" 9 to 15vDC


RSD-1

**\$12.95**

## LIQUID LEVEL DETECTOR

Use this kit to turn on a relay for a sump pump. Add this to your security system to turn on an alarm when water reaches a certain level. This kit will give you 100MA of output. Size 1.5"x1.2" 9vDC

LL-1 **\$9.95**



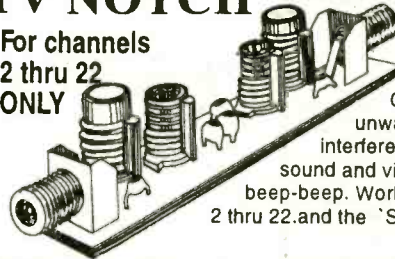
With the **FMST-100**, you have a wireless link to Any FM stereo radio. Transmit your CD player while mowing the lawn, from your camper to your car, through out an auditorium, around the neighborhood, even transmit music on one channel and sing on the other. Compatible with any of your audio equipment. The clarity is excellent, uses a crystal for approximately 40dB of stereo separation. The length of antenna determines how long it transmits. The output is tuneable from 76 to 108MHz FM. Comes with a left & right input level adjust. operates on 9vDC. 1.5"x1.6"

FMST-100 Enclosure

**\$29.95**  
**\$ 8.95**

## TV NOTCH FILTERS

For channels 2 thru 22 ONLY




Our TV filters eliminate unwanted TV channels or interference that alters both sound and video with a beep-beep-beep. Works on cable channels 2 thru 22 and the 'SNOOPER & BULLET'.

NOTE: All TV Filter Kits are sold for educational purposes only. You must obtain permission from your local cable company before using these filters on your cable system.

DF222 Kit

**\$14.95**



This Manual contains all schematics, parts & P.C. board layouts for all of the Rainbow Kits. Use your own parts to construct any of our kits.

KIT BOOK **\$14.95**  
**\$5.00 off if you buy any kit**

Please add sufficient postage  
First lb \$5.00

4B

We will accept telephone orders for Visa or Mastercard



To Order Call  
**317-291-7262**



## ELECTRONIC RAINBOW

6254 LaPas Trail • Indianapolis, IN 46268



**CALL TOLL FREE**  
 1-800-292-7711  
 1-800-445-3201 (Can.)

# TEST EQUIPMENT AT DISCOUNT PRICES

**LOWEST  
 PRICES  
 GUARANTEED**

## DIGITAL METERS



**Dual-Display  
 LCR Meter  
 w/ Stat Functions  
 B+K 878  
 \$239.95**  
 Auto / Manual Range  
 Many Features  
 with Q Factor  
 High Accuracy



**Digital Multimeter  
 w/ Inductance  
 & Capacitance  
 \$75.00**  
 LCM-1850  
 Ten Functions  
 by Elenco



**Digital Capacitance Meter  
 CM-1550B  
 \$58.95**  
 9 Ranges  
 .1pf-20,000uFd  
 5% basic accy.  
 Zero control w/ Case  
 Big 1" Display  
 by Elenco



**Digital  
 Multimeter  
 DVM-638  
 \$39.95**  
 11 Functions with  
 Case

**Fluke Multimeters**  
 Model 12 ..... \$84.95  
 Model 7011 ..... \$67.50  
 Model 7711 ..... \$149.00  
 Model 7911 ..... \$169.00  
 Model 87 ..... \$289.00  
 Model 93 ..... \$1,225.00  
 Model 97 ..... \$1,795.00  
 All Models Available - Call

## HIGH QUALITY POWER SUPPLIES

**High Current Power Supply  
 Spectrum  
 by Elenco  
 2.5 - 15VDC  
 or 13.8VDC**  
 Fully regulated, Short circuit protected  
 Voltage/Current Analog Meters  
 SPL-010 \$139 SPL-020 \$199  
 0-10A 0-20A

**12A DC Power Supply  
 B+K 1686  
 \$169.95**  
 3-14V @ 12A  
 Fully regulated & protected  
 Separate Volt & Current Meters  
 Current Limiting, Low Ripple

**Quad Power Supply XP-580  
 \$79.95**  
 2-20V @ 2A  
 12V @ 1A  
 5V @ 3A  
 -5V @ .5A  
 Fully regulated & short  
 circuit protected  
 Made in USA by Elenco

**Triple Power Supply XP-620  
 Assembled \$75  
 Kit \$49.95**  
 2 to 15V @ 1A,  
 -2 to -15V @ 1A  
 (or 4 to 30V @ 1A)  
 and 5V @ 3A  
 Made in USA by Elenco  
 All the desired features for doing experiments.  
 Features short circuit protection, all supplies.

## GENERATORS & VIDEO PRODUCTS

**Function Generator  
 Blox  
 #9600  
 by Elenco  
 \$28.95**  
 Provides sine, triangle, square wave  
 from 1Hz to 1MHz  
 AM or FM capability  
 Kit \$26.95

**Color Convergence Generator  
 Elenco SG-250  
 \$89.95**  
 Kit \$69.95  
 Finest in the industry  
 10 rock steady patterns  
 RF & Video output

**Wide Band Signal  
 Generators  
 Elenco  
 SG-9000  
 \$129**  
 RF Freq 100K-450MHz AM Modulation  
 of 1KHz Variable RF output  
 SG-9500 w/ Digital Display &  
 150MHz built-in counter \$239

**Sweep/Function Generator  
 with Freq. Counter  
 \$239**  
 Elenco GF-8026  
 Int/Ext Operation,  
 Sine, Square, Triangle, Pulse,  
 Ramp, 2 to 2MHz, Freq Counter .1-10MHz

## EDUCATIONAL KITS - FUN & EASY TO BUILD

**Robotic Arm Kit**  
  
**Model Y-01 \$48.95**  
 Teaches basics of robotics. Arm  
 grabs & releases, lifts & lowers, &  
 pivots from side to side

**AM/FM Transistor  
 Radio Kit  
 with 52 page Training Course  
 Elenco AM/FM 108  
 \$27.95**  
 14 Transistors ♦ 5 Diodes  
 Easy to build because  
 schematic is  
 printed right on the PCB  
 Makes a great school project  
 Model AM 550 AM Only \$18.95

**Learn to Build and Program  
 Computers with this Kit**  
 Includes: All Parts,  
 Assembly and  
 Lesson Manual  
**Elenco  
 MM-8000  
 \$129.00**  
 Starting from scratch you build a complete system.  
 Our Micro-Master trainer teaches you to write into  
 RAMs, ROMs and run a 8085 microprocessor, which  
 uses similar machine language as IBM PC.

**Digital Multimeter Kit  
 with Training Course  
 Elenco  
 M-2665K  
 \$49.95**  
 Fun & Easy  
 to Build  
 Ideal School Project  
 Full Function  
 34 Ranges  
 Includes  
 Capacitance, Transistor/Diode Testing  
 20Amp AC/DC, Extra Large Display  
 M-2661 (assembled) \$54.95

**Multi-Function Counter  
 Elenco  
 F-1200  
 1.2GHz  
 \$229**  
 Measures Frequency, Period, Totalizer  
 8 LED digits, Crystals Oven Oscillator  
 .5ppm Accuracy

**XK-500 Digital / Analog Trainer**  
 A complete mini-lab for building, testing, prototyping analog and digital circuits  
 Elenco's Digital/Analog Trainer is specially designed for school projects, with 5 built-in power  
 supplies. Includes a function generator with continuously variable, sine, triangular, square wave  
 forms. All power supplies are regulated and protected against shorts.

**Power Supplies \$159.95 Assembled \$129.95 Kit**

- Variable Power Supply
- +1.25 to 20VDC @ 5 Amp
- (+1.25 to 15VDC @ 1 Amp)
- -1.25 to -20VDC @ 5 Amp
- (-1.25 to -15VDC @ 1 Amp)
- +12VDC @ 1 Amp
- -12VDC @ 1 Amp
- +5VDC @ 1 Amp
- 30VAC Center tapped @ 15VAC at 1 Amp

**Analog - Section**

- Function Generator Sine, Triangular, Square wave forms
- Frequency adjustable in five ranges from 1 to 100KHz
- Fine frequency adjust
- Amplitude adjust
- DC offset
- Modulation FM-AM

**Digital - Section**

- Eight data switches
- Two no bounce logic switches
- 8 LED readouts TTL buffered
- Clock frequency 1 to 100KHz
- Clock amplitude 5VPP square wave

**Breadboards**

- 2 breadboards, each contain: 840 tie points (total 1,680)



**ALL PRODUCTS FACTORY NEW**  
 UPS SHIPPING: 48 STATES 5% OTHERS CALL  
 IL RES add 7.75% TAX  
 PROBES INCLUDED IN ALL METERS

**C&S SALES INC.**

1245 ROSEWOOD, DEERFIELD, IL 60015  
 FAX: 708-520-0085 • (708) 541-0710



**15 DAY MONEY BACK GUARANTEE**  
**FULL FACTORY WARRANTY**  
**WRITE FOR FREE CATALOG**  
 PRICES SUBJECT TO CHANGE

CIRCLE 290 ON FREE INFORMATION CARD




**FREE  
PROBES  
WITH ALL  
SCOPES**

**ELENCO ♦ HITACHI ♦ B&K  
SCOPES AT  
GUARANTEED LOWEST PRICES**

**24 HOUR  
SHIPPING**

**B&K 2120**



**20MHz \$389 Model 2125  
2 Channel Delayed Sweep**

**\$539.95**

**40MHz DUAL-TRACE**

- Model 1541B \$695.95**
- 1mV/div sensitivity
  - Video sync separators
  - Z axis input
  - Single sweep
  - V mode-displays two signals unrelated in frequency.

**60MHz DUAL-TRACE**

- Model 2160 \$949.95**
- 1mV/div sensitivity
  - Sweep to 5 ns/div
  - Dual time base
  - Signal delay line
  - V mode-displays two signals unrelated in frequency
  - Component tester

**100MHz THREE-TRACE**

- Model 2190 \$1,395.95**
- 1mV/division sensitivity
  - Sweeps to 2ns/division
  - Dual time base
  - Calibrated delay time multiplier
  - Signal delay line
  - 19kV accelerating voltage

**20MHz ANALOG  
WITH DIGITAL STORAGE**


- Model 2522A \$875**
- 20MHz analog bandwidth
  - 20MS/s sampling rate
  - 2k memory per channel
  - 20MHz equivalent time sampling
  - Pre-trigger capture

**AFFORDABLE - ELENCO OSCILLOSCOPES  
2 YEAR WARRANTY**

**S-1360  
Delayed Sweep  
\$775**

- Automatic Beam Finder
- Built-in Component Tester
- 1mV Sensitivity
- Dual Time Base
- Illuminated Internal Gradicule
- TV Sync

**60MHz  
Dual Trace**




**S-1365  
Cursor Readout  
\$849**

- Voltage, Time, + Frequency differences displayed on CRT thru the use of cursors.
- 1mV Sensitivity
- TV Sync

**S-1345  
Delayed Sweep  
\$575**

- Automatic Beam Finder
- Built-in Component Tester
- 1mV Sensitivity
- Dual Time Base
- Illuminated Internal Gradicule
- TV Sync

**40MHz  
Dual Trace**



**S-1340  
\$495**

- High luminance 6" CRT
- 1mV Sensitivity
- 12KV Acceleration Voltage
- 9ns Rise Time
- X-Y Operation
- TV Sync

**S-1330  
Delayed Sweep  
\$449**

- Automatic Beam Finder
- Built-in Component Tester
- 1mV Sensitivity
- Dual Time Base
- Illuminated Internal Gradicule
- TV Sync

**25MHz  
Dual Trace**



**S-1325  
\$349**

- High luminance 6" CRT
- 1mV Sensitivity
- 2KV Acceleration Voltage
- 18ns Rise Time
- X-Y Operation
- TV Sync

**SPECIAL BUY  
HITACHI V-212**



**20MHz \$399  
2 Channel**


**Hitachi Popular Series**

- V-525 - 50MHz, Cursors \_\_\_\_\_ \$995
- V-523 - 50MHz, Delayed Sweep \_\_\_\_\_ \$949
- V-522 - 50MHz, DC Offset \_\_\_\_\_ \$895
- V-422 - 40MHz, DC Offset \_\_\_\_\_ \$795
- V-222 - 20MHz, DC Offset \_\_\_\_\_ \$649

**Hitachi Compact Series Scopes**

- V-660 - 60MHz, Dual Trace \_\_\_\_\_ \$1,149
- V-665A - 60MHz,DT, w/cursor \_\_\_\_\_ \$1,325
- V-1060 - 100MHz, Dual Trace \_\_\_\_\_ \$1,395
- V-1065A - 100MHz, DT, w/cursor \_\_\_\_\_ \$1,649
- V-1085 - 100MHz, QT, w/cursor \_\_\_\_\_ \$1,995
- V-1100A - 100MHz, Quad Trace \_\_\_\_\_ \$2,495
- V-1150 - 150MHz, Quad Trace \_\_\_\_\_ \$2,895

**Elenco DS-203 20MHz, 10MS/s  
Digital Storage Oscilloscope**



**\$775**

- 2K Word Per Channel
- Plotter Output
- 8 Bit Vert. Resolution
- 2048 Pts Hor. Resolution
- Much More

**C&S SALES INC.**

1245 ROSEWOOD, DEERFIELD, IL 60015  
FAX: 708-520-0085 • (708) 541-0710

**CALL TOLL FREE 1-800-292-7711**

1-800-445-3201 (Canada)

**ALL PRODUCTS ARE FACTORY NEW**

**15 DAY MONEY BACK GUARANTEE**

**FULL FACTORY WARRANTY**

**WRITE FOR FREE CATALOG**



CIRCLE 290 ON FREE INFORMATION CARD

May 1994, Electronics Now



# DANBAR SALES COMPANY

14455 N. 79th. St. Scottsdale AZ. 85260

(602) 483-6202 FAX (602) 483-6403

QUALITY USED  
TEST EQUIPMENT


### Wiltron 560A

Scaler Network Analyzer, 10 MHz to 40 GHz range depending on detector used. GPIB programmability, includes 2 detectors.

**\$1750.00**

### Wandel & Goltermann SPM-16

Selective Level Meter, 10 Hz to 160 MHz, high frequency accuracy, uncertainty less than  $1 \times 10^{-7}$ , digital and analog display.



**Special \$ 975.00**  
Originally cost over \$ 50K

### Hewlett-Packard 141T System

Spectrum Analyzer consists of 1 8552B IF Section and 1 8553B RF Section & 141T Mainframe. 1 kHz to 110 MHz.

**\$ 1750.00**

### Racal Dana 1996

Universal Systems Counter, DC to 1.3 GHz, 1 nS single shot time interval resolution, 9-digit, full GPIB programmability, phase, slew & duty measurement.

**\$ 795.00**

### Tektronix Plug-Ins

PG 506 Calibration Generator \$1150.00  
TG 501 Time Mark Generator \$ 750.00  
SG 503 Signal Generator \$ 950.00  
TM 503 RACK with the above Plug-Ins PG 506, TG 501, & SG 503.

**Special \$ 2750.00**

### Hewlett-Packard 8565A

Spectrum Analyzer, 10 MHz to 22 GHz with internal mixing, up to 40 GHz with external mixing. Wide resolution range, 1 kHz to 3 MHz.

**\$ 6250.00**

### Hewlett-Packard 3336B

Synthesized/ Level Generator is an excellent precision source from 10 Hz to 20.9 MHz, frequency resolution of .001 Hz, level accuracy within .15 dB over full range, AM and phase modulation. Fully programmable over HP-IB, harmonics down more than 5 dB.

**Special \$ 650.00**

### Hewlett-Packard 3586B

Selective Level Meter, makes carrier measurements to 32.5 MHz. Voice channel measurements from 50 Hz to 100 kHz, works with 3336 Level Generator.

**Special \$ 850.00**

**Buy Both Together as a Set for \$1300.00**

### Tektronix 492P Opt 01, 02, & 03

Spectrum Analyzer, fully programmable, digital storage, internal preselection, frequency stabilization, 50 kHz to 21 GHz standard, amplitude specified coverage to 220 GHz with optional Tektronix waveguide mixers.

**\$ 14,000.00**

### Tektronix TR 503

Tracking Generator works with all 490 series spectrum analyzers, swept frequency measurements to 1.8 GHz. New boxed with TM503 power module. All manuals and accessories included.

**\$ 2500.00**

### Hewlett-Packard Sweep Systems

8620C Sweep Oscillator Mainframe \$ 850.00  
86222A RF Plug-In .01 to 2.4 GHz \$ 2200.00  
86230B RF Plug-In 1.8 to 4.2 GHz \$ 1100.00  
86235A RF Plug-In 1.7 to 4.3 GHz \$ 1200.00  
86240B RF Plug-In 2.0 to 8.4 GHz \$ 1250.00  
86242A RF Plug-In 5.9 to 9.0 GHz \$ 1050.00  
86245A RF Plug-In 5.9 to 12.4 GHz \$ 1450.00  
86250B RF Plug-In 8.0 to 12.4 GHz \$ 1250.00  
86260A RF Plug-In 12.4 to 18.0 GHz \$ 1100.00  
86290A RF Plug-In 2.0 to 18.0 GHz \$ 1975.00  
86290B RF Plug-In 2.0 to 18.6 GHz \$ 3250.00


### Tektronix 2230

100 MHz Digital Storage/ Nonstorage Oscilloscope, 100 nS glitch capture at any sweep speed, cursors for time and voltage measurements.

**\$ 2950.00**

### Wandel & Goltermann TSA-1

Transmission System Analyzer. 100 Hz to 180 MHz, spectrum analysis, selective level, demodulation, phase jitter.



**Special \$ 2250.00**

Same as above but includes network analyzer

**Special \$ 2750.00**

### Hewlett-Packard 8350A/ 83592A

RF Plug-In and Sweep Oscillator Mainframe. 0.01 to 20 GHz, + 6.3 minimum leveled output.

**\$ 13,500.00**

### Wavetek SAM 1-450

Signal Level Meter, simple hum and carrier-to-noise measurement, built-in calibrator, frequency range 4 MHz to 450 MHz, extremely portable.

**\$ 895.00**

### Hewlett-Packard 3335A

Synthesized/ Level Generator, 200 Hz to 81 MHz, .001 Hz resolution, high spectral purity, precision amplitude control, program storage, 11 digit display HP-IB.



**\$ 2750.00 Special Price**

**OUR NEW CATALOG IS HERE.  
PLEASE CALL OR WRITE FOR  
A FREE COPY.**




# AMAZING Electronic and Scientific Products

## Mystery Levitating Device!

Remember War of the World? Objects float in air and move to the touch. Defies gravity, amazing gift, conversation piece, magic trick or great science project.

### Laser Ray Gun



#### DANGER

INVISIBLE LASER RADIATION  
AVOID EYE OR SKIN EXPOSURE  
TO DIRECT OR SCATTER RADIATION  
CLASS IV LASER PRODUCT

Advanced project produces a burst of light energy capable of burning holes in most materials. Hand-held device uses rechargeable batteries. 500 joules of flash energy excite either a neodymium glass, yag or other suitable 3" laser rod. This is a dangerous CLASS IV project (individual parts/assemblies available).

LAGUN1 Plans ..... \$20.00  
LAGUN1K Kit/Plans ..... Price on Request

## Extended Play Telephone Recording System

READY TO USE! Automatically controls and records on our X-4 extended play recorder, taping both sides of a telephone conversation. Intended for order entry verification. Check your local laws as some states may require an alerting beeper.

TAP20X Ready to Use System ..... \$129.50



## Shocker Force Field/Vehide Electrifier

Neat little device allows you to make hand and shock balls, shock wands and electricity objects, charge capacitors. Great payback for those wise guys who have wronged you!

SHK1KM Easy to Assemble Electronic Kit ..... \$24.50



## Blaster Pulsar

Pocket-sized wand produces 100,000 watts of power for personal defense, field and lab use, etc. BLS3 Plans ..... \$10.00  
BLS3K Kit/Plans ..... \$69.50

## Homing / Tracking Transmitter

Beeper device, 3 mile range.  
HOD1 Plans ..... \$10.00 HOD1K Kit/Plans ..... \$49.50

## Listen Through Walls, Floors

Highly sensitive stethoscope mike.  
STETH1 Plans ..... \$8.00 STETH1K Kit/Plans ..... \$44.50



## NEW! INFINITY TRANSMITTER++ Room Monitor / Phone Line Grabber

ALL NEW! The Ultimate in Home or Office Security & Safety! Simple to Use! Call your home or office phone, push a secret tone on your telephone keypad to access either: A. On premises sounds and voices; or B. Existing telephone conversation with break in capability for emergency messages. CAUTION: Before assembly or use, check legalities with your state Attorney General's office as you may require "beepers" or other 3rd party alerts.

TELEGRAB1 Plans Only ..... \$10.00  
TELEGRAB1K Kit/Plans ..... \$99.50

## Ultrasonic Blaster


Laboratory source of acoustical shock waves. Blow holes in metal, produce "cold" steam, atomize liquids. Many cleaning uses for PC boards, jewelry, coins, small parts, etc.

ULB1 Plans ..... \$10.00 ULB1K Kit/Plans ..... \$69.50

## 100,000V Intimidator / Shock Wand Module

Build an electrical device that is effective up to 20 feet. May be enclosed for handheld, portable field or laboratory applications.

ITM2KM Easy-to-Assemble Electronics Kit ..... \$49.50  
ITM2 Plans only, credit-able to kit ..... \$10.00



## Ion Ray Gun

Projects charged ions that induce shocks in people and objects without any connection! Great science project as well as a high tech party prank. IOG3 Plans ..... \$8.00  
IOG3K Kit/Plans ..... \$69.50

## Invisible Pain Field Generator

Shirt pocket size electronic device produces time variant complex shock waves of intense directional acoustic energy, capable of warding off aggressive animals, etc.

IPG7 Plans ..... \$8.00 IPG7K Kit/Plans ..... \$49.50  
IPG70 Assembled ..... \$74.50



## 1000 Ft++ Potato Cannon

NOT A TOY. Uses electronic or piezo ignition. CAUTION REQUIRED!  
POT1 Plans ..... \$10.00  
(Dangerous Product)

## FireBall Gun

Shoots flaming ball - two shot capacity  
Great for special effects and remote fire starting. CAUTION REQUIRED!  
FIREBALL Plans (Dangerous Product) ..... \$10.00



## TV & FM Joker / Jammer

Shirt pocket device allows you to totally control and remotely disrupt TV or radio reception. Great gag to play on family or friends. Discretion required. EJK1KM Easy to Assemble Electronic Kit ..... \$24.50

## Visible Beam Laser

High brightness red HeNe laser visible for miles. Produce your own light show! Projects a visible beam of red line clearly visible in most circumstances. Can be used to intimidate by projection of a red dot on target subject. Also may be used to "listen in" using our laser window bounce method #LLIS1 below. Easy to build module makes A working visible laser!

LAS1KM Kit w/1mw Laser Tube, Class II ..... \$69.50  
LAS3KM Kit w/2.5mw Laser Tube, Class IIIA ..... \$99.50



## "Laser Bounce" Listener System

Allows you to hear sounds from an area via a lite beam reflected from a window or other similar objects. System uses our ready-to-use LATR1 Laser Terminator gun site as the transmitter. The receiver section is supplied as an easy-to-build kit, including our cushioned HS10

headsets. LLIST2 Plans ..... \$20.00  
LLIST1K Kit of Both Transmitter and Receiver ..... \$199.50  
LLIST20 Assemble with Laser Gun Site ..... \$299.50

## 3mw Visible Red Pocket Laser

Utilizes our touch power control!  
VRL3KM Kit/Plans ..... \$74.50



## Electronic Hypnotism

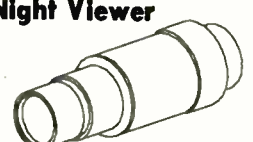
Puts subjects under control using highly effective electronic stimuli. Intended for parties and entertainment but must be used with caution. Includes valuable text book reference and plans.

EH2 Plans and Text Book ..... \$19.50

## Pocket Sized Night Viewer

Uses Low Level Starlight to See in the Dark!  
• Low Cost  
• Ultra-Hi Lite Amplification!  
• Auto Brightness Control  
• Limited Amount Available  
• Made in USA • Night surveillance • Animal studies, etc.  
• Can be used to fly an airplane or drive a car!

PKV7 Plans ..... \$15.00  
PKV7K Easy to Assemble Kit ..... Price on Request  
PKV70 Ready to Use ..... Price on Request



## 3 Mi FM Wireless Microphone

Subminiature! Crystal clear, ultra sensitive pickup transmits voices and sounds to FM radio. Excellent for security, monitoring of children or invalids. Become the neighborhood disk jockey, or go "under cover" using our sunglasses FM radio (see catalog). FMV1 Plans ... \$7.00  
FMV1K Kit and Plans ..... \$39.50  
SUGL10 Sunglasses with built in FM Radio ..... \$29.50

## Telephone Transmitter - 3 Mi

Automatically transmits both sides of a telephone conversation to an FM radio. • Tunable Frequency • Undetectable on Phone • Easy to Build and Use • Up to 3 Mile Range • Only transmits during phone use.  
VWPM7 Plans ..... \$7.00  
VWPM7K Kit/Plans ..... \$39.50

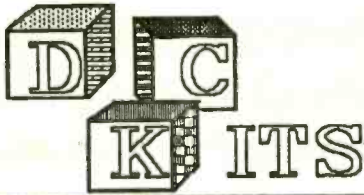
# INFORMATION UNLIMITED

Dept ENS16, Box 716, Amherst, NH 03031  
Phone: 603-673-4730 FAX 603-672-5406  
MC, VISA, COD, Checks accepted. Please add \$5.00 Shipping & Handling

**CATALOG**  
With many more items!  
Free with Order or send \$1 P&H

Order by Mail or by 24 Hour Orders-Only Phone  
**800-221-1705**

May 1994, Electronics Now



TOLL FREE ORDER  
HOT LINE  
1-800-423-0070


# ALL NEW -- IMPROVED STEREO FM TRANSMITTER

LOADED WITH FEATURES

- \* RF AMPLIFIER
- \* FRONT PANEL FINE TUNING
- \* STABLE OPERATION
- \* INPUT LEVEL ADJUSTMENTS
- \* WORKS WITH DIGITAL TUNED RADIOS
- \* 38KHz CRYSTAL MULTIPLEX CIRCUIT


DC'S all new FM Stereo Transmitter Kit based on the unique BA1404 Stereo Broadcaster Integrated Circuit that includes all the complex circuitry to generate the stereo signal. We've added an RF amplifier circuit to provide excellent transmit range. Additional features like electronic fine tuning, voltage regulation, 38KHz multiplex crystal, input level adjustment makes the Stereocaster the top of the line Stereo FM Transmitter.

ORDER STEREOCASTER \$29.95



## FUNCTION GENERATOR KIT ORDER FG2 KIT

\$19.95



A great project to enhance your bench. This handy little function generator has a built-in buffer amplifier, a 3-decade range selector switch that covers 15 Hz to 25 kHz, output level control and function switch to select sine, square, or triangle.

## POWER SUPPLY KIT PS-1 \$16.99

Output of this power supply is continuously adjustable from 1.2 to 25V DC. The LM317T voltage regulator provides excellent regulation and ripple rejection. Includes a 1 A transformer, PC board, LM317T, 2 binding posts, and all small parts.

## MORE KITS

3 DIGIT LED DVM ONLY 3" X 3" READS 0 TO 100 V DC ORDER DVM3 \$19.95  
FM WIRELESS BROADCASTER FMI \$ 9.95  
8038 FUNCTION GEN. KIT FGI \$ 9.50  
SEQUENCER PROJECT SEQKIT \$ 9.50

## CHRISTMAS TREE PROJECT

Build this unique seasonal project and have an unusual conversation piece. Powered by two D cells, 17 LEDs flash in a seemingly random fashion. Kit includes everything except batteries. ORDER XMASKIT \$16.95

## MAKE CIRCUIT BOARDS THE NEW, EASY WAY



## WITH TEC-200 FILM

JUST 3 EASY STEPS:

- Copy circuit pattern on TEC-200 film using any plain paper copier
- Iron film on to copper clad board
- Peel off film and etch

convenient 8 1/2 x 11 size  
With Complete Instructions

ORDER TEC200-10 (10-SHEETS) \$5.95

## UNIVERSAL DECODER IC'S

REFER TO RADIO ELECTRONICS MAY 1990

CD22402E	7.95	CD4040	.65
LM733	.99	CD4053	.59
LM7805	.50	LM7812	.50
CA3126E	1.95	LM7905	.50
74C00	.50	3.58 MHz	1.00
NE564	2.29	18 Uh	.39

**DC ELECTRONICS**

SEND MAIL ORDERS TO:

PO BOX 3203 SCOTTSDALE, AZ 85271



ADD \$3.50 S&H

CIRCLE 232 ON FREE INFORMATION CARD



# MCM ELECTRONICS

## High Technology Without the High Price

- Quality Test Equipment at an Affordable Price
- Everything From Pocket Testers to 1GHz Spectrum Analyzers
- New Line of Amateur, GMRS & Citizens Band Radio Products
- Your Complete Source for Consumer Electronic Repair Parts

# TENMA®

## The Worlds Most Affordable Test Equipment!



### Digital Multimeter Kit

- Easy to build DMM great for schools as well as the enthusiast
- 3½ digit LCD display •Diode test •Measures AC/DC volts, DC amps and resistance to 2000K •Requires 9V battery

MCM #290-080

#72-1035 .....\$31.49(1-4)



**NEW**



### PCI Dual Display DMM

- This dual display multimeter is loaded with high-tech features including an RS-232 interface for viewing and storing data on a PC •Software and cable included •Call today for more information and complete specifications

#72-1050 ....\$119.99(ea.)

# TENMA®

### 25W Grounded Soldering Iron

- Ideal for delicate or static sensitive work
- Lightweight, with cool-grip handle •Replacement tips available

#21-940 .....\$8.50(1-9)



### Solder Aid Kit

- Six piece kit includes heat sink, tweezers, probes and heat sink •Great for light work and kit building

#21-665 .....\$3.95(1-9)



# TENMA®

### Rosin Core Solder

- High-quality small diameter solder •Low melting point great for small work

#21-1045 .....\$4.25(1-9)



### ISO-TIP Cordless Soldering Iron

- Use in areas where AC is unavailable or inconvenient
- Solders up to 125 connections on a single charge
- Replacement battery and tips available

#21-130 .....\$49.95(ea.)



## MCM ELECTRONICS

650 CONGRESS PARK DR.  
CENTERVILLE, OH 45459-4072

A PREMIER Company

To order, or to request a  
FREE Catalog... Call

**1-800-543-4330**

To Order By Fax... Call 1-513-434-6959

Product questions... Call 1-800-824-TECH(8324)

Get Fast Delivery From Our Distribution Facilities In Dayton, OH And Reno, NV!



**NEW**

### 2 Meter Amateur Transceiver

- 5 Watt Transceiver •Tunes 144-148MHz •CTCSS/DTMF built in enabling code or tone squelch control as well as paging •Half duplex operation •20 Memory Channels •DTMF Code Decoding •Wide 5-16VDC Operation •Includes pack for "AA" Ni-Cad or alkaline batteries •Hi-Cap rechargeable battery, speaker mic and carry case available


#111-4000 .....\$279.95(1-2)

A wide range of 2 Meter and 440MHz Base Yagi and mobil single and dualband antennas are available!

### MCM TECHKITS

Easy and fun to build. Creates useful circuits when completed.

These are excellent educational tools for teaching the fundamentals of electronic circuits. All shown kits can operate on 9V battery. Call today for more information about these and other available kits.



### Audio Amplifier

- Includes mini electret microphone •Ultra sensitive, can pick up sounds from across the room •Only 1" x 1"

#80-690 .....\$10.95(ea.)

### DMM Capacitance Adaptor

- Turn your Digital VOM into a capacitance meter •Measures 2.2µF - 2.2µF

#80-695 .....\$12.95(ea.)

### Voice Activated Switch

- Sound activated switch can operate tape recorder, relay, lights and more •Only 1½" x 1½"

#80-765 .....\$6.95(ea.)

Prices effective thru June 17, 1994.





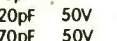

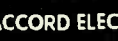

Call for quantity pricing.



May 1994, Electronics Now

CIRCLE 306 ON FREE INFORMATION CARD

# ACCORD ELECTRONIC SYSTEMS, INC.

<b>RADIAL ELECTROLYTIC CAPACITORS</b>  <table border="0"> <tr><td>1uF</td><td>25V</td><td>.04</td></tr> <tr><td>2.2uF</td><td>25V</td><td>.04</td></tr> <tr><td>3.3uF</td><td>25V</td><td>.04</td></tr> <tr><td>4.7uF</td><td>25V</td><td>.04</td></tr> <tr><td>6.8uF</td><td>25V</td><td>.04</td></tr> <tr><td>10uF</td><td>25V</td><td>.05</td></tr> <tr><td>22uF</td><td>25V</td><td>.05</td></tr> <tr><td>33uF</td><td>25V</td><td>.06</td></tr> <tr><td>47uF</td><td>25V</td><td>.06</td></tr> <tr><td>100uF</td><td>25V</td><td>.08</td></tr> <tr><td>220uF</td><td>25V</td><td>.08</td></tr> <tr><td>330uF</td><td>25V</td><td>.09</td></tr> <tr><td>470uF</td><td>25V</td><td>.09</td></tr> <tr><td>1000uF</td><td>25V</td><td>.22</td></tr> <tr><td>2200uF</td><td>25V</td><td>.42</td></tr> <tr><td>3300uF</td><td>25V</td><td>.53</td></tr> <tr><td>4700uF</td><td>25V</td><td>.91</td></tr> </table>	1uF	25V	.04	2.2uF	25V	.04	3.3uF	25V	.04	4.7uF	25V	.04	6.8uF	25V	.04	10uF	25V	.05	22uF	25V	.05	33uF	25V	.06	47uF	25V	.06	100uF	25V	.08	220uF	25V	.08	330uF	25V	.09	470uF	25V	.09	1000uF	25V	.22	2200uF	25V	.42	3300uF	25V	.53	4700uF	25V	.91	<b>DIODES</b>  <b>1 AMP RECTIFIER</b> <table border="0"> <tr><td>1N4001</td><td>50V</td><td>.03</td></tr> <tr><td>1N4004</td><td>400V</td><td>.04</td></tr> <tr><td>1N4007</td><td>1KV</td><td>.05</td></tr> </table> <b>3 AMP RECTIFIER</b> <table border="0"> <tr><td>1N5401</td><td>100V</td><td>.06</td></tr> <tr><td>1N5404</td><td>400V</td><td>.07</td></tr> <tr><td>1N5408</td><td>1KV</td><td>.08</td></tr> </table> <b>6 AMP RECTIFIER</b> <table border="0"> <tr><td>6A10</td><td>100V</td><td>.19</td></tr> <tr><td>6A100</td><td>1KV</td><td>.22</td></tr> </table> <b>1 AMP SCHOTTKY</b> <table border="0"> <tr><td>1N5817</td><td></td><td>.20</td></tr> <tr><td>1N5818</td><td></td><td>.23</td></tr> <tr><td>1N5819</td><td></td><td>.25</td></tr> </table> <b>3 AMP SCHOTTKY</b> <table border="0"> <tr><td>1N5820</td><td></td><td>.40</td></tr> <tr><td>1N5821</td><td></td><td>.46</td></tr> <tr><td>1N5822</td><td></td><td>.50</td></tr> </table> <b>GERMANIUM</b> <table border="0"> <tr><td>1N34A</td><td></td><td>.10</td></tr> <tr><td>1N60</td><td></td><td>.10</td></tr> <tr><td>1N270</td><td></td><td>.17</td></tr> </table> <b>SWITCHING</b> <table border="0"> <tr><td>1N914</td><td></td><td>.025</td></tr> <tr><td>1N4148</td><td></td><td>.025</td></tr> </table> <b>1 W ZENER DIODE</b> <table border="0"> <tr><td>1N4728</td><td>3.3V</td><td>.07</td></tr> <tr><td>1N4729</td><td>3.6V</td><td>.07</td></tr> <tr><td>1N4730</td><td>3.9V</td><td>.07</td></tr> <tr><td>1N4731</td><td>4.3V</td><td>.07</td></tr> <tr><td>1N4732</td><td>4.7V</td><td>.07</td></tr> <tr><td>1N4733</td><td>5.1V</td><td>.07</td></tr> <tr><td>1N4734</td><td>5.6V</td><td>.07</td></tr> <tr><td>1N4735</td><td>6.2V</td><td>.07</td></tr> <tr><td>1N4736</td><td>6.8V</td><td>.07</td></tr> <tr><td>1N4737</td><td>7.5V</td><td>.07</td></tr> <tr><td>1N4738</td><td>8.2V</td><td>.07</td></tr> <tr><td>1N4739</td><td>9.1V</td><td>.07</td></tr> <tr><td>1N4740</td><td>10V</td><td>.07</td></tr> <tr><td>1N4741</td><td>11V</td><td>.07</td></tr> <tr><td>1N4742</td><td>12V</td><td>.07</td></tr> <tr><td>1N4743</td><td>13V</td><td>.07</td></tr> <tr><td>1N4744</td><td>15V</td><td>.07</td></tr> <tr><td>1N4745</td><td>16V</td><td>.07</td></tr> <tr><td>1N4746</td><td>18V</td><td>.07</td></tr> <tr><td>1N4747</td><td>20V</td><td>.07</td></tr> <tr><td>1N4748</td><td>22V</td><td>.07</td></tr> <tr><td>1N4749</td><td>24V</td><td>.07</td></tr> <tr><td>1N4750</td><td>27V</td><td>.07</td></tr> <tr><td>1N4751</td><td>30V</td><td>.07</td></tr> <tr><td>1N4752</td><td>33V</td><td>.07</td></tr> <tr><td>1N4753</td><td>36V</td><td>.07</td></tr> <tr><td>1N4754</td><td>39V</td><td>.07</td></tr> <tr><td>1N4755</td><td>43V</td><td>.07</td></tr> <tr><td>1N4756</td><td>47V</td><td>.07</td></tr> <tr><td>1N4757</td><td>51V</td><td>.07</td></tr> <tr><td>1N4758</td><td>56V</td><td>.07</td></tr> <tr><td>1N4759</td><td>62V</td><td>.07</td></tr> <tr><td>1N4760</td><td>68V</td><td>.07</td></tr> <tr><td>1N4761</td><td>75V</td><td>.07</td></tr> <tr><td>1N4762</td><td>82V</td><td>.07</td></tr> <tr><td>1N4763</td><td>91V</td><td>.07</td></tr> <tr><td>1N4764</td><td>100V</td><td>.07</td></tr> </table>	1N4001	50V	.03	1N4004	400V	.04	1N4007	1KV	.05	1N5401	100V	.06	1N5404	400V	.07	1N5408	1KV	.08	6A10	100V	.19	6A100	1KV	.22	1N5817		.20	1N5818		.23	1N5819		.25	1N5820		.40	1N5821		.46	1N5822		.50	1N34A		.10	1N60		.10	1N270		.17	1N914		.025	1N4148		.025	1N4728	3.3V	.07	1N4729	3.6V	.07	1N4730	3.9V	.07	1N4731	4.3V	.07	1N4732	4.7V	.07	1N4733	5.1V	.07	1N4734	5.6V	.07	1N4735	6.2V	.07	1N4736	6.8V	.07	1N4737	7.5V	.07	1N4738	8.2V	.07	1N4739	9.1V	.07	1N4740	10V	.07	1N4741	11V	.07	1N4742	12V	.07	1N4743	13V	.07	1N4744	15V	.07	1N4745	16V	.07	1N4746	18V	.07	1N4747	20V	.07	1N4748	22V	.07	1N4749	24V	.07	1N4750	27V	.07	1N4751	30V	.07	1N4752	33V	.07	1N4753	36V	.07	1N4754	39V	.07	1N4755	43V	.07	1N4756	47V	.07	1N4757	51V	.07	1N4758	56V	.07	1N4759	62V	.07	1N4760	68V	.07	1N4761	75V	.07	1N4762	82V	.07	1N4763	91V	.07	1N4764	100V	.07	<b>TRANSISTORS</b> <table border="0"> <tr><td>2N2222A</td><td></td><td>.22</td></tr> <tr><td>2N3055</td><td></td><td>.65</td></tr> <tr><td>2N3904</td><td></td><td>.05</td></tr> <tr><td>2N3906</td><td></td><td>.05</td></tr> <tr><td>2N4125</td><td></td><td>.09</td></tr> <tr><td>2N4126</td><td></td><td>.09</td></tr> <tr><td>2N4401</td><td></td><td>.05</td></tr> <tr><td>2N4403</td><td></td><td>.05</td></tr> <tr><td>2N5086</td><td></td><td>.09</td></tr> <tr><td>2N5087</td><td></td><td>.08</td></tr> <tr><td>2N5088</td><td></td><td>.08</td></tr> <tr><td>2N5089</td><td></td><td>.09</td></tr> <tr><td>2N5209</td><td></td><td>.09</td></tr> <tr><td>2N5210</td><td></td><td>.09</td></tr> <tr><td>2N5400</td><td></td><td>.12</td></tr> <tr><td>2N5550</td><td></td><td>.12</td></tr> <tr><td>2N5551</td><td></td><td>.09</td></tr> <tr><td>MJE3055T</td><td></td><td>.65</td></tr> <tr><td>MPSA-05</td><td></td><td>.10</td></tr> <tr><td>MPSA-10</td><td></td><td>.12</td></tr> <tr><td>MPSA-13</td><td></td><td>.15</td></tr> <tr><td>MPSA-14</td><td></td><td>.15</td></tr> <tr><td>MPSA-42</td><td></td><td>.14</td></tr> <tr><td>MPSA-44</td><td></td><td>.22</td></tr> <tr><td>MPSA-56</td><td></td><td>.10</td></tr> <tr><td>MPSA-63</td><td></td><td>.45</td></tr> <tr><td>MPSA-92</td><td></td><td>.10</td></tr> <tr><td>MPSA-93</td><td></td><td>.15</td></tr> <tr><td>MPSH-10</td><td></td><td>.10</td></tr> <tr><td>PN2222A</td><td></td><td>.05</td></tr> <tr><td>PN2907A</td><td></td><td>.05</td></tr> <tr><td>TIP31</td><td></td><td>.42</td></tr> <tr><td>TIP41</td><td></td><td>.48</td></tr> <tr><td>TIP122</td><td></td><td>.52</td></tr> <tr><td>TIP125</td><td></td><td>.55</td></tr> </table> <b>VOLTAGE REGULATORS</b> <table border="0"> <tr><td>7805</td><td></td><td>.48</td></tr> <tr><td>7812</td><td></td><td>.48</td></tr> <tr><td>7905</td><td></td><td>.48</td></tr> <tr><td>7912</td><td></td><td>.48</td></tr> <tr><td>78L05</td><td></td><td>.35</td></tr> <tr><td>78L12</td><td></td><td>.35</td></tr> <tr><td>79L05</td><td></td><td>.35</td></tr> <tr><td>LM317T</td><td></td><td>.68</td></tr> <tr><td>LM350T</td><td></td><td>2.05</td></tr> </table> <b>INTEGRATED CIRCUITS</b> <table border="0"> <tr><td>CD4001</td><td></td><td>.29</td></tr> <tr><td>CD4011</td><td></td><td>.29</td></tr> <tr><td>CD4013</td><td></td><td>.37</td></tr> <tr><td>CD4017</td><td></td><td>.37</td></tr> <tr><td>CD4028</td><td></td><td>.37</td></tr> <tr><td>CD4049</td><td></td><td>.29</td></tr> <tr><td>CD4051</td><td></td><td>.63</td></tr> <tr><td>CD4066</td><td></td><td>.35</td></tr> <tr><td>CD4069</td><td></td><td>.29</td></tr> <tr><td>LM311</td><td></td><td>.43</td></tr> <tr><td>LM324</td><td></td><td>.47</td></tr> <tr><td>LM339</td><td></td><td>.47</td></tr> <tr><td>LM358</td><td></td><td>.47</td></tr> <tr><td>LM386</td><td></td><td>.67</td></tr> <tr><td>LM393</td><td></td><td>.37</td></tr> <tr><td>LM555</td><td></td><td>.43</td></tr> <tr><td>LM556</td><td></td><td>.47</td></tr> <tr><td>LM741</td><td></td><td>.37</td></tr> <tr><td>MCI458</td><td></td><td>.43</td></tr> <tr><td>LM1488</td><td></td><td>.47</td></tr> <tr><td>LM1489</td><td></td><td>.47</td></tr> <tr><td>TIL111</td><td></td><td>.35</td></tr> </table>	2N2222A		.22	2N3055		.65	2N3904		.05	2N3906		.05	2N4125		.09	2N4126		.09	2N4401		.05	2N4403		.05	2N5086		.09	2N5087		.08	2N5088		.08	2N5089		.09	2N5209		.09	2N5210		.09	2N5400		.12	2N5550		.12	2N5551		.09	MJE3055T		.65	MPSA-05		.10	MPSA-10		.12	MPSA-13		.15	MPSA-14		.15	MPSA-42		.14	MPSA-44		.22	MPSA-56		.10	MPSA-63		.45	MPSA-92		.10	MPSA-93		.15	MPSH-10		.10	PN2222A		.05	PN2907A		.05	TIP31		.42	TIP41		.48	TIP122		.52	TIP125		.55	7805		.48	7812		.48	7905		.48	7912		.48	78L05		.35	78L12		.35	79L05		.35	LM317T		.68	LM350T		2.05	CD4001		.29	CD4011		.29	CD4013		.37	CD4017		.37	CD4028		.37	CD4049		.29	CD4051		.63	CD4066		.35	CD4069		.29	LM311		.43	LM324		.47	LM339		.47	LM358		.47	LM386		.67	LM393		.37	LM555		.43	LM556		.47	LM741		.37	MCI458		.43	LM1488		.47	LM1489		.47	TIL111		.35	<b>IC SOCKETS</b> <table border="0"> <tr><th></th><th>LOW PROFILE</th><th>MACHINE SCREW</th><th>WIRE WRAP</th></tr> <tr><td>8 PIN</td><td>.04</td><td>.16</td><td>.32</td></tr> <tr><td>14 PIN</td><td>.08</td><td>.28</td><td>.56</td></tr> <tr><td>16 PIN</td><td>.10</td><td>.32</td><td>.64</td></tr> <tr><td>18 PIN</td><td>.11</td><td>.36</td><td>.72</td></tr> <tr><td>20 PIN</td><td>.12</td><td>.40</td><td>.80</td></tr> <tr><td>24 PIN</td><td>.15</td><td>.48</td><td>.96</td></tr> <tr><td>28 PIN</td><td>.17</td><td>.56</td><td>1.12</td></tr> <tr><td>32 PIN</td><td>.20</td><td>.64</td><td>1.28</td></tr> <tr><td>40 PIN</td><td>.24</td><td>.80</td><td>1.60</td></tr> </table>		LOW PROFILE	MACHINE SCREW	WIRE WRAP	8 PIN	.04	.16	.32	14 PIN	.08	.28	.56	16 PIN	.10	.32	.64	18 PIN	.11	.36	.72	20 PIN	.12	.40	.80	24 PIN	.15	.48	.96	28 PIN	.17	.56	1.12	32 PIN	.20	.64	1.28	40 PIN	.24	.80	1.60	<b>DIP SWITCHES</b> <table border="0"> <tr><td>4 POS.</td><td>.68</td></tr> <tr><td>6 POS.</td><td>.77</td></tr> <tr><td>8 POS.</td><td>.80</td></tr> <tr><td>10 POS.</td><td>.95</td></tr> </table> <b>TOGGLE SWITCHES</b> <table border="0"> <tr><td>SPDT</td><td>.62</td></tr> <tr><td>SPDT center off</td><td>.73</td></tr> <tr><td>DPDT</td><td>.69</td></tr> <tr><td>DPDT center off</td><td>.86</td></tr> </table> <b>PUSH BUTTON SWITCHES</b> <p>fits in a 1/4" hole Normally open .29 Normally closed .30</p>	4 POS.	.68	6 POS.	.77	8 POS.	.80	10 POS.	.95	SPDT	.62	SPDT center off	.73	DPDT	.69	DPDT center off	.86	<b>FLOPPY DRIVE</b> <b>1.44M 3.5" WHITE FACE</b> <b>\$34.00 each</b>
1uF	25V	.04																																																																																																																																																																																																																																																																																																																																																																																																																																																																																												
2.2uF	25V	.04																																																																																																																																																																																																																																																																																																																																																																																																																																																																																												
3.3uF	25V	.04																																																																																																																																																																																																																																																																																																																																																																																																																																																																																												
4.7uF	25V	.04																																																																																																																																																																																																																																																																																																																																																																																																																																																																																												
6.8uF	25V	.04																																																																																																																																																																																																																																																																																																																																																																																																																																																																																												
10uF	25V	.05																																																																																																																																																																																																																																																																																																																																																																																																																																																																																												
22uF	25V	.05																																																																																																																																																																																																																																																																																																																																																																																																																																																																																												
33uF	25V	.06																																																																																																																																																																																																																																																																																																																																																																																																																																																																																												
47uF	25V	.06																																																																																																																																																																																																																																																																																																																																																																																																																																																																																												
100uF	25V	.08																																																																																																																																																																																																																																																																																																																																																																																																																																																																																												
220uF	25V	.08																																																																																																																																																																																																																																																																																																																																																																																																																																																																																												
330uF	25V	.09																																																																																																																																																																																																																																																																																																																																																																																																																																																																																												
470uF	25V	.09																																																																																																																																																																																																																																																																																																																																																																																																																																																																																												
1000uF	25V	.22																																																																																																																																																																																																																																																																																																																																																																																																																																																																																												
2200uF	25V	.42																																																																																																																																																																																																																																																																																																																																																																																																																																																																																												
3300uF	25V	.53																																																																																																																																																																																																																																																																																																																																																																																																																																																																																												
4700uF	25V	.91																																																																																																																																																																																																																																																																																																																																																																																																																																																																																												
1N4001	50V	.03																																																																																																																																																																																																																																																																																																																																																																																																																																																																																												
1N4004	400V	.04																																																																																																																																																																																																																																																																																																																																																																																																																																																																																												
1N4007	1KV	.05																																																																																																																																																																																																																																																																																																																																																																																																																																																																																												
1N5401	100V	.06																																																																																																																																																																																																																																																																																																																																																																																																																																																																																												
1N5404	400V	.07																																																																																																																																																																																																																																																																																																																																																																																																																																																																																												
1N5408	1KV	.08																																																																																																																																																																																																																																																																																																																																																																																																																																																																																												
6A10	100V	.19																																																																																																																																																																																																																																																																																																																																																																																																																																																																																												
6A100	1KV	.22																																																																																																																																																																																																																																																																																																																																																																																																																																																																																												
1N5817		.20																																																																																																																																																																																																																																																																																																																																																																																																																																																																																												
1N5818		.23																																																																																																																																																																																																																																																																																																																																																																																																																																																																																												
1N5819		.25																																																																																																																																																																																																																																																																																																																																																																																																																																																																																												
1N5820		.40																																																																																																																																																																																																																																																																																																																																																																																																																																																																																												
1N5821		.46																																																																																																																																																																																																																																																																																																																																																																																																																																																																																												
1N5822		.50																																																																																																																																																																																																																																																																																																																																																																																																																																																																																												
1N34A		.10																																																																																																																																																																																																																																																																																																																																																																																																																																																																																												
1N60		.10																																																																																																																																																																																																																																																																																																																																																																																																																																																																																												
1N270		.17																																																																																																																																																																																																																																																																																																																																																																																																																																																																																												
1N914		.025																																																																																																																																																																																																																																																																																																																																																																																																																																																																																												
1N4148		.025																																																																																																																																																																																																																																																																																																																																																																																																																																																																																												
1N4728	3.3V	.07																																																																																																																																																																																																																																																																																																																																																																																																																																																																																												
1N4729	3.6V	.07																																																																																																																																																																																																																																																																																																																																																																																																																																																																																												
1N4730	3.9V	.07																																																																																																																																																																																																																																																																																																																																																																																																																																																																																												
1N4731	4.3V	.07																																																																																																																																																																																																																																																																																																																																																																																																																																																																																												
1N4732	4.7V	.07																																																																																																																																																																																																																																																																																																																																																																																																																																																																																												
1N4733	5.1V	.07																																																																																																																																																																																																																																																																																																																																																																																																																																																																																												
1N4734	5.6V	.07																																																																																																																																																																																																																																																																																																																																																																																																																																																																																												
1N4735	6.2V	.07																																																																																																																																																																																																																																																																																																																																																																																																																																																																																												
1N4736	6.8V	.07																																																																																																																																																																																																																																																																																																																																																																																																																																																																																												
1N4737	7.5V	.07																																																																																																																																																																																																																																																																																																																																																																																																																																																																																												
1N4738	8.2V	.07																																																																																																																																																																																																																																																																																																																																																																																																																																																																																												
1N4739	9.1V	.07																																																																																																																																																																																																																																																																																																																																																																																																																																																																																												
1N4740	10V	.07																																																																																																																																																																																																																																																																																																																																																																																																																																																																																												
1N4741	11V	.07																																																																																																																																																																																																																																																																																																																																																																																																																																																																																												
1N4742	12V	.07																																																																																																																																																																																																																																																																																																																																																																																																																																																																																												
1N4743	13V	.07																																																																																																																																																																																																																																																																																																																																																																																																																																																																																												
1N4744	15V	.07																																																																																																																																																																																																																																																																																																																																																																																																																																																																																												
1N4745	16V	.07																																																																																																																																																																																																																																																																																																																																																																																																																																																																																												
1N4746	18V	.07																																																																																																																																																																																																																																																																																																																																																																																																																																																																																												
1N4747	20V	.07																																																																																																																																																																																																																																																																																																																																																																																																																																																																																												
1N4748	22V	.07																																																																																																																																																																																																																																																																																																																																																																																																																																																																																												
1N4749	24V	.07																																																																																																																																																																																																																																																																																																																																																																																																																																																																																												
1N4750	27V	.07																																																																																																																																																																																																																																																																																																																																																																																																																																																																																												
1N4751	30V	.07																																																																																																																																																																																																																																																																																																																																																																																																																																																																																												
1N4752	33V	.07																																																																																																																																																																																																																																																																																																																																																																																																																																																																																												
1N4753	36V	.07																																																																																																																																																																																																																																																																																																																																																																																																																																																																																												
1N4754	39V	.07																																																																																																																																																																																																																																																																																																																																																																																																																																																																																												
1N4755	43V	.07																																																																																																																																																																																																																																																																																																																																																																																																																																																																																												
1N4756	47V	.07																																																																																																																																																																																																																																																																																																																																																																																																																																																																																												
1N4757	51V	.07																																																																																																																																																																																																																																																																																																																																																																																																																																																																																												
1N4758	56V	.07																																																																																																																																																																																																																																																																																																																																																																																																																																																																																												
1N4759	62V	.07																																																																																																																																																																																																																																																																																																																																																																																																																																																																																												
1N4760	68V	.07																																																																																																																																																																																																																																																																																																																																																																																																																																																																																												
1N4761	75V	.07																																																																																																																																																																																																																																																																																																																																																																																																																																																																																												
1N4762	82V	.07																																																																																																																																																																																																																																																																																																																																																																																																																																																																																												
1N4763	91V	.07																																																																																																																																																																																																																																																																																																																																																																																																																																																																																												
1N4764	100V	.07																																																																																																																																																																																																																																																																																																																																																																																																																																																																																												
2N2222A		.22																																																																																																																																																																																																																																																																																																																																																																																																																																																																																												
2N3055		.65																																																																																																																																																																																																																																																																																																																																																																																																																																																																																												
2N3904		.05																																																																																																																																																																																																																																																																																																																																																																																																																																																																																												
2N3906		.05																																																																																																																																																																																																																																																																																																																																																																																																																																																																																												
2N4125		.09																																																																																																																																																																																																																																																																																																																																																																																																																																																																																												
2N4126		.09																																																																																																																																																																																																																																																																																																																																																																																																																																																																																												
2N4401		.05																																																																																																																																																																																																																																																																																																																																																																																																																																																																																												
2N4403		.05																																																																																																																																																																																																																																																																																																																																																																																																																																																																																												
2N5086		.09																																																																																																																																																																																																																																																																																																																																																																																																																																																																																												
2N5087		.08																																																																																																																																																																																																																																																																																																																																																																																																																																																																																												
2N5088		.08																																																																																																																																																																																																																																																																																																																																																																																																																																																																																												
2N5089		.09																																																																																																																																																																																																																																																																																																																																																																																																																																																																																												
2N5209		.09																																																																																																																																																																																																																																																																																																																																																																																																																																																																																												
2N5210		.09																																																																																																																																																																																																																																																																																																																																																																																																																																																																																												
2N5400		.12																																																																																																																																																																																																																																																																																																																																																																																																																																																																																												
2N5550		.12																																																																																																																																																																																																																																																																																																																																																																																																																																																																																												
2N5551		.09																																																																																																																																																																																																																																																																																																																																																																																																																																																																																												
MJE3055T		.65																																																																																																																																																																																																																																																																																																																																																																																																																																																																																												
MPSA-05		.10																																																																																																																																																																																																																																																																																																																																																																																																																																																																																												
MPSA-10		.12																																																																																																																																																																																																																																																																																																																																																																																																																																																																																												
MPSA-13		.15																																																																																																																																																																																																																																																																																																																																																																																																																																																																																												
MPSA-14		.15																																																																																																																																																																																																																																																																																																																																																																																																																																																																																												
MPSA-42		.14																																																																																																																																																																																																																																																																																																																																																																																																																																																																																												
MPSA-44		.22																																																																																																																																																																																																																																																																																																																																																																																																																																																																																												
MPSA-56		.10																																																																																																																																																																																																																																																																																																																																																																																																																																																																																												
MPSA-63		.45																																																																																																																																																																																																																																																																																																																																																																																																																																																																																												
MPSA-92		.10																																																																																																																																																																																																																																																																																																																																																																																																																																																																																												
MPSA-93		.15																																																																																																																																																																																																																																																																																																																																																																																																																																																																																												
MPSH-10		.10																																																																																																																																																																																																																																																																																																																																																																																																																																																																																												
PN2222A		.05																																																																																																																																																																																																																																																																																																																																																																																																																																																																																												
PN2907A		.05																																																																																																																																																																																																																																																																																																																																																																																																																																																																																												
TIP31		.42																																																																																																																																																																																																																																																																																																																																																																																																																																																																																												
TIP41		.48																																																																																																																																																																																																																																																																																																																																																																																																																																																																																												
TIP122		.52																																																																																																																																																																																																																																																																																																																																																																																																																																																																																												
TIP125		.55																																																																																																																																																																																																																																																																																																																																																																																																																																																																																												
7805		.48																																																																																																																																																																																																																																																																																																																																																																																																																																																																																												
7812		.48																																																																																																																																																																																																																																																																																																																																																																																																																																																																																												
7905		.48																																																																																																																																																																																																																																																																																																																																																																																																																																																																																												
7912		.48																																																																																																																																																																																																																																																																																																																																																																																																																																																																																												
78L05		.35																																																																																																																																																																																																																																																																																																																																																																																																																																																																																												
78L12		.35																																																																																																																																																																																																																																																																																																																																																																																																																																																																																												
79L05		.35																																																																																																																																																																																																																																																																																																																																																																																																																																																																																												
LM317T		.68																																																																																																																																																																																																																																																																																																																																																																																																																																																																																												
LM350T		2.05																																																																																																																																																																																																																																																																																																																																																																																																																																																																																												
CD4001		.29																																																																																																																																																																																																																																																																																																																																																																																																																																																																																												
CD4011		.29																																																																																																																																																																																																																																																																																																																																																																																																																																																																																												
CD4013		.37																																																																																																																																																																																																																																																																																																																																																																																																																																																																																												
CD4017		.37																																																																																																																																																																																																																																																																																																																																																																																																																																																																																												
CD4028		.37																																																																																																																																																																																																																																																																																																																																																																																																																																																																																												
CD4049		.29																																																																																																																																																																																																																																																																																																																																																																																																																																																																																												
CD4051		.63																																																																																																																																																																																																																																																																																																																																																																																																																																																																																												
CD4066		.35																																																																																																																																																																																																																																																																																																																																																																																																																																																																																												
CD4069		.29																																																																																																																																																																																																																																																																																																																																																																																																																																																																																												
LM311		.43																																																																																																																																																																																																																																																																																																																																																																																																																																																																																												
LM324		.47																																																																																																																																																																																																																																																																																																																																																																																																																																																																																												
LM339		.47																																																																																																																																																																																																																																																																																																																																																																																																																																																																																												
LM358		.47																																																																																																																																																																																																																																																																																																																																																																																																																																																																																												
LM386		.67																																																																																																																																																																																																																																																																																																																																																																																																																																																																																												
LM393		.37																																																																																																																																																																																																																																																																																																																																																																																																																																																																																												
LM555		.43																																																																																																																																																																																																																																																																																																																																																																																																																																																																																												
LM556		.47																																																																																																																																																																																																																																																																																																																																																																																																																																																																																												
LM741		.37																																																																																																																																																																																																																																																																																																																																																																																																																																																																																												
MCI458		.43																																																																																																																																																																																																																																																																																																																																																																																																																																																																																												
LM1488		.47																																																																																																																																																																																																																																																																																																																																																																																																																																																																																												
LM1489		.47																																																																																																																																																																																																																																																																																																																																																																																																																																																																																												
TIL111		.35																																																																																																																																																																																																																																																																																																																																																																																																																																																																																												
	LOW PROFILE	MACHINE SCREW	WIRE WRAP																																																																																																																																																																																																																																																																																																																																																																																																																																																																																											
8 PIN	.04	.16	.32																																																																																																																																																																																																																																																																																																																																																																																																																																																																																											
14 PIN	.08	.28	.56																																																																																																																																																																																																																																																																																																																																																																																																																																																																																											
16 PIN	.10	.32	.64																																																																																																																																																																																																																																																																																																																																																																																																																																																																																											
18 PIN	.11	.36	.72																																																																																																																																																																																																																																																																																																																																																																																																																																																																																											
20 PIN	.12	.40	.80																																																																																																																																																																																																																																																																																																																																																																																																																																																																																											
24 PIN	.15	.48	.96																																																																																																																																																																																																																																																																																																																																																																																																																																																																																											
28 PIN	.17	.56	1.12																																																																																																																																																																																																																																																																																																																																																																																																																																																																																											
32 PIN	.20	.64	1.28																																																																																																																																																																																																																																																																																																																																																																																																																																																																																											
40 PIN	.24	.80	1.60																																																																																																																																																																																																																																																																																																																																																																																																																																																																																											
4 POS.	.68																																																																																																																																																																																																																																																																																																																																																																																																																																																																																													
6 POS.	.77																																																																																																																																																																																																																																																																																																																																																																																																																																																																																													
8 POS.	.80																																																																																																																																																																																																																																																																																																																																																																																																																																																																																													
10 POS.	.95																																																																																																																																																																																																																																																																																																																																																																																																																																																																																													
SPDT	.62																																																																																																																																																																																																																																																																																																																																																																																																																																																																																													
SPDT center off	.73																																																																																																																																																																																																																																																																																																																																																																																																																																																																																													
DPDT	.69																																																																																																																																																																																																																																																																																																																																																																																																																																																																																													
DPDT center off	.86																																																																																																																																																																																																																																																																																																																																																																																																																																																																																													
<b>RADIAL MONOLYTIC CAPACITORS</b>  <table border="0"> <tr><td>.001uF</td><td>50V</td><td>.05</td></tr> <tr><td>.0022uF</td><td>50V</td><td>.05</td></tr> <tr><td>.0047uF</td><td>50V</td><td>.05</td></tr> <tr><td>.01uF</td><td>50V</td><td>.05</td></tr> <tr><td>.022uF</td><td>50V</td><td>.05</td></tr> <tr><td>.047uF</td><td>50V</td><td>.05</td></tr> <tr><td>.1uF</td><td>50V</td><td>.05</td></tr> <tr><td>.22uF</td><td>50V</td><td>.12</td></tr> <tr><td>.47uF</td><td>50V</td><td>.17</td></tr> </table>	.001uF	50V	.05	.0022uF	50V	.05	.0047uF	50V	.05	.01uF	50V	.05	.022uF	50V	.05	.047uF	50V	.05	.1uF	50V	.05	.22uF	50V	.12	.47uF	50V	.17	<b>GERMANIUM</b> <table border="0"> <tr><td>1N34A</td><td></td><td>.10</td></tr> <tr><td>1N60</td><td></td><td>.10</td></tr> <tr><td>1N270</td><td></td><td>.17</td></tr> </table>	1N34A		.10	1N60		.10	1N270		.17	<b>LED'S</b> <table border="0"> <tr><td>RED 3mm</td><td>.06</td></tr> <tr><td>RED 5mm</td><td>.06</td></tr> <tr><td>GREEN 3mm</td><td>.07</td></tr> <tr><td>GREEN 5mm</td><td>.07</td></tr> <tr><td>YELLOW 3mm</td><td>.08</td></tr> <tr><td>YELLOW 5mm</td><td>.08</td></tr> </table> <b>BLINKER LED</b> <table border="0"> <tr><td>RED 5mm</td><td>.65</td></tr> </table> <b>LED HOLDERS</b> <table border="0"> <tr><td>3mm</td><td>.08</td></tr> <tr><td>5mm</td><td>.08</td></tr> </table>	RED 3mm	.06	RED 5mm	.06	GREEN 3mm	.07	GREEN 5mm	.07	YELLOW 3mm	.08	YELLOW 5mm	.08	RED 5mm	.65	3mm	.08	5mm	.08	<b>CABLE TIES</b> <b>NATURAL COLOR</b> <table border="0"> <tr><td>4"</td><td>100pcs</td><td>2.00</td></tr> <tr><td>8"</td><td>100pcs</td><td>4.00</td></tr> <tr><td>11"</td><td>100pcs</td><td>6.00</td></tr> <tr><td>14"</td><td>100pcs</td><td>8.00</td></tr> </table> <b>CABLE TIE MOUNT</b> self stick 100pcs 10.00	4"	100pcs	2.00	8"	100pcs	4.00	11"	100pcs	6.00	14"	100pcs	8.00	<b>LED'S</b> <table border="0"> <tr><td>RED 3mm</td><td>.06</td></tr> <tr><td>RED 5mm</td><td>.06</td></tr> <tr><td>GREEN 3mm</td><td>.07</td></tr> <tr><td>GREEN 5mm</td><td>.07</td></tr> <tr><td>YELLOW 3mm</td><td>.08</td></tr> <tr><td>YELLOW 5mm</td><td>.08</td></tr> </table>	RED 3mm	.06	RED 5mm	.06	GREEN 3mm	.07	GREEN 5mm	.07	YELLOW 3mm	.08	YELLOW 5mm	.08	<b>SUPER IDE CARD</b> <b>INCLUDES</b> - 2 HARD D. CONTR. - 2 FLOPPY CONTR. - 2 SERIAL PORTS - 1 PARALLEL PORT - 1 GAME PORT <b>\$21.00 each</b>																																																																																																																																																																																																																																																																																																																																																																																																											
.001uF	50V	.05																																																																																																																																																																																																																																																																																																																																																																																																																																																																																												
.0022uF	50V	.05																																																																																																																																																																																																																																																																																																																																																																																																																																																																																												
.0047uF	50V	.05																																																																																																																																																																																																																																																																																																																																																																																																																																																																																												
.01uF	50V	.05																																																																																																																																																																																																																																																																																																																																																																																																																																																																																												
.022uF	50V	.05																																																																																																																																																																																																																																																																																																																																																																																																																																																																																												
.047uF	50V	.05																																																																																																																																																																																																																																																																																																																																																																																																																																																																																												
.1uF	50V	.05																																																																																																																																																																																																																																																																																																																																																																																																																																																																																												
.22uF	50V	.12																																																																																																																																																																																																																																																																																																																																																																																																																																																																																												
.47uF	50V	.17																																																																																																																																																																																																																																																																																																																																																																																																																																																																																												
1N34A		.10																																																																																																																																																																																																																																																																																																																																																																																																																																																																																												
1N60		.10																																																																																																																																																																																																																																																																																																																																																																																																																																																																																												
1N270		.17																																																																																																																																																																																																																																																																																																																																																																																																																																																																																												
RED 3mm	.06																																																																																																																																																																																																																																																																																																																																																																																																																																																																																													
RED 5mm	.06																																																																																																																																																																																																																																																																																																																																																																																																																																																																																													
GREEN 3mm	.07																																																																																																																																																																																																																																																																																																																																																																																																																																																																																													
GREEN 5mm	.07																																																																																																																																																																																																																																																																																																																																																																																																																																																																																													
YELLOW 3mm	.08																																																																																																																																																																																																																																																																																																																																																																																																																																																																																													
YELLOW 5mm	.08																																																																																																																																																																																																																																																																																																																																																																																																																																																																																													
RED 5mm	.65																																																																																																																																																																																																																																																																																																																																																																																																																																																																																													
3mm	.08																																																																																																																																																																																																																																																																																																																																																																																																																																																																																													
5mm	.08																																																																																																																																																																																																																																																																																																																																																																																																																																																																																													
4"	100pcs	2.00																																																																																																																																																																																																																																																																																																																																																																																																																																																																																												
8"	100pcs	4.00																																																																																																																																																																																																																																																																																																																																																																																																																																																																																												
11"	100pcs	6.00																																																																																																																																																																																																																																																																																																																																																																																																																																																																																												
14"	100pcs	8.00																																																																																																																																																																																																																																																																																																																																																																																																																																																																																												
RED 3mm	.06																																																																																																																																																																																																																																																																																																																																																																																																																																																																																													
RED 5mm	.06																																																																																																																																																																																																																																																																																																																																																																																																																																																																																													
GREEN 3mm	.07																																																																																																																																																																																																																																																																																																																																																																																																																																																																																													
GREEN 5mm	.07																																																																																																																																																																																																																																																																																																																																																																																																																																																																																													
YELLOW 3mm	.08																																																																																																																																																																																																																																																																																																																																																																																																																																																																																													
YELLOW 5mm	.08																																																																																																																																																																																																																																																																																																																																																																																																																																																																																													
<b>CERAMIC DISC CAPACITORS</b>  <table border="0"> <tr><td>10pF</td><td>50V</td><td>.05</td></tr> <tr><td>22pF</td><td>50V</td><td>.05</td></tr> <tr><td>27pF</td><td>50V</td><td>.05</td></tr> <tr><td>33pF</td><td>50V</td><td>.05</td></tr> <tr><td>47pF</td><td>50V</td><td>.05</td></tr> <tr><td>68pF</td><td>50V</td><td>.05</td></tr> <tr><td>82pF</td><td>50V</td><td>.05</td></tr> <tr><td>100pF</td><td>50V</td><td>.05</td></tr> <tr><td>120pF</td><td>50V</td><td>.05</td></tr> <tr><td>150pF</td><td>50V</td><td>.05</td></tr> <tr><td>180pF</td><td>50V</td><td>.05</td></tr> <tr><td>220pF</td><td>50V</td><td>.05</td></tr> <tr><td>270pF</td><td>50V</td><td>.05</td></tr> <tr><td>330pF</td><td>50V</td><td>.05</td></tr> <tr><td>470pF</td><td>50V</td><td>.05</td></tr> <tr><td>1000pF</td><td>50V</td><td>.05</td></tr> <tr><td>2200pF</td><td>50V</td><td>.05</td></tr> <tr><td>3300pF</td><td>50V</td><td>.05</td></tr> <tr><td>4700pF</td><td>50V</td><td>.05</td></tr> <tr><td>.01uF</td><td>50V</td><td>.05</td></tr> <tr><td>.022uF</td><td>50V</td><td>.05</td></tr> <tr><td>.047uF</td><td>50V</td><td>.05</td></tr> <tr><td>.1uF</td><td>50V</td><td>.05</td></tr> </table>	10pF	50V	.05	22pF	50V	.05	27pF	50V	.05	33pF	50V	.05	47pF	50V	.05	68pF	50V	.05	82pF	50V	.05	100pF	50V	.05	120pF	50V	.05	150pF	50V	.05	180pF	50V	.05	220pF	50V	.05	270pF	50V	.05	330pF	50V	.05	470pF	50V	.05	1000pF	50V	.05	2200pF	50V	.05	3300pF	50V	.05	4700pF	50V	.05	.01uF	50V	.05	.022uF	50V	.05	.047uF	50V	.05	.1uF	50V	.05	<b>SWITCHING</b> <table border="0"> <tr><td>1N914</td><td></td><td>.025</td></tr> <tr><td>1N4148</td><td></td><td>.025</td></tr> </table>	1N914		.025	1N4148		.025	<b>BRIDGE RECTIFIER</b> <table border="0"> <tr><td>RS101</td><td>1A-50V</td><td>.60</td></tr> <tr><td>RS106</td><td>1A-800V</td><td>.93</td></tr> <tr><td>3N256</td><td>2A-400V</td><td>.95</td></tr> <tr><td>TL400</td><td>4A-50V</td><td>.65</td></tr> <tr><td>TU600</td><td>6A-50V</td><td>1.02</td></tr> <tr><td>TU800</td><td>8A-50V</td><td>1.33</td></tr> </table>	RS101	1A-50V	.60	RS106	1A-800V	.93	3N256	2A-400V	.95	TL400	4A-50V	.65	TU600	6A-50V	1.02	TU800	8A-50V	1.33	<b>TOGGLE SWITCHES</b> <table border="0"> <tr><td>SPDT</td><td>.62</td></tr> <tr><td>SPDT center off</td><td>.73</td></tr> <tr><td>DPDT</td><td>.69</td></tr> <tr><td>DPDT center off</td><td>.86</td></tr> </table>	SPDT	.62	SPDT center off	.73	DPDT	.69	DPDT center off	.86	<b>LED'S</b> <table border="0"> <tr><td>RED 3mm</td><td>.06</td></tr> <tr><td>RED 5mm</td><td>.06</td></tr> <tr><td>GREEN 3mm</td><td>.07</td></tr> <tr><td>GREEN 5mm</td><td>.07</td></tr> <tr><td>YELLOW 3mm</td><td>.08</td></tr> <tr><td>YELLOW 5mm</td><td>.08</td></tr> </table>	RED 3mm	.06	RED 5mm	.06	GREEN 3mm	.07	GREEN 5mm	.07	YELLOW 3mm	.08	YELLOW 5mm	.08	<b>101 KEY KEYBOARD</b> <b>1 YEAR WARRANTY</b> <b>\$19.00 each</b>																																																																																																																																																																																																																																																																																																																																																																								
10pF	50V	.05																																																																																																																																																																																																																																																																																																																																																																																																																																																																																												
22pF	50V	.05																																																																																																																																																																																																																																																																																																																																																																																																																																																																																												
27pF	50V	.05																																																																																																																																																																																																																																																																																																																																																																																																																																																																																												
33pF	50V	.05																																																																																																																																																																																																																																																																																																																																																																																																																																																																																												
47pF	50V	.05																																																																																																																																																																																																																																																																																																																																																																																																																																																																																												
68pF	50V	.05																																																																																																																																																																																																																																																																																																																																																																																																																																																																																												
82pF	50V	.05																																																																																																																																																																																																																																																																																																																																																																																																																																																																																												
100pF	50V	.05																																																																																																																																																																																																																																																																																																																																																																																																																																																																																												
120pF	50V	.05																																																																																																																																																																																																																																																																																																																																																																																																																																																																																												
150pF	50V	.05																																																																																																																																																																																																																																																																																																																																																																																																																																																																																												
180pF	50V	.05																																																																																																																																																																																																																																																																																																																																																																																																																																																																																												
220pF	50V	.05																																																																																																																																																																																																																																																																																																																																																																																																																																																																																												
270pF	50V	.05																																																																																																																																																																																																																																																																																																																																																																																																																																																																																												
330pF	50V	.05																																																																																																																																																																																																																																																																																																																																																																																																																																																																																												
470pF	50V	.05																																																																																																																																																																																																																																																																																																																																																																																																																																																																																												
1000pF	50V	.05																																																																																																																																																																																																																																																																																																																																																																																																																																																																																												
2200pF	50V	.05																																																																																																																																																																																																																																																																																																																																																																																																																																																																																												
3300pF	50V	.05																																																																																																																																																																																																																																																																																																																																																																																																																																																																																												
4700pF	50V	.05																																																																																																																																																																																																																																																																																																																																																																																																																																																																																												
.01uF	50V	.05																																																																																																																																																																																																																																																																																																																																																																																																																																																																																												
.022uF	50V	.05																																																																																																																																																																																																																																																																																																																																																																																																																																																																																												
.047uF	50V	.05																																																																																																																																																																																																																																																																																																																																																																																																																																																																																												
.1uF	50V	.05																																																																																																																																																																																																																																																																																																																																																																																																																																																																																												
1N914		.025																																																																																																																																																																																																																																																																																																																																																																																																																																																																																												
1N4148		.025																																																																																																																																																																																																																																																																																																																																																																																																																																																																																												
RS101	1A-50V	.60																																																																																																																																																																																																																																																																																																																																																																																																																																																																																												
RS106	1A-800V	.93																																																																																																																																																																																																																																																																																																																																																																																																																																																																																												
3N256	2A-400V	.95																																																																																																																																																																																																																																																																																																																																																																																																																																																																																												
TL400	4A-50V	.65																																																																																																																																																																																																																																																																																																																																																																																																																																																																																												
TU600	6A-50V	1.02																																																																																																																																																																																																																																																																																																																																																																																																																																																																																												
TU800	8A-50V	1.33																																																																																																																																																																																																																																																																																																																																																																																																																																																																																												
SPDT	.62																																																																																																																																																																																																																																																																																																																																																																																																																																																																																													
SPDT center off	.73																																																																																																																																																																																																																																																																																																																																																																																																																																																																																													
DPDT	.69																																																																																																																																																																																																																																																																																																																																																																																																																																																																																													
DPDT center off	.86																																																																																																																																																																																																																																																																																																																																																																																																																																																																																													
RED 3mm	.06																																																																																																																																																																																																																																																																																																																																																																																																																																																																																													
RED 5mm	.06																																																																																																																																																																																																																																																																																																																																																																																																																																																																																													
GREEN 3mm	.07																																																																																																																																																																																																																																																																																																																																																																																																																																																																																													
GREEN 5mm	.07																																																																																																																																																																																																																																																																																																																																																																																																																																																																																													
YELLOW 3mm	.08																																																																																																																																																																																																																																																																																																																																																																																																																																																																																													
YELLOW 5mm	.08																																																																																																																																																																																																																																																																																																																																																																																																																																																																																													
<b>DIPPED TANTALUM CAPACITORS</b>  <table border="0"> <tr><td>1uF</td><td>25V</td><td>.14</td></tr> <tr><td>2.2uF</td><td>25V</td><td>.14</td></tr> <tr><td>10uF</td><td>25V</td><td>.25</td></tr> <tr><td>22uF</td><td>25V</td><td>.52</td></tr> </table>	1uF	25V	.14	2.2uF	25V	.14	10uF	25V	.25	22uF	25V	.52	<b>GERMANIUM</b> <table border="0"> <tr><td>1N34A</td><td></td><td>.10</td></tr> <tr><td>1N60</td><td></td><td>.10</td></tr> <tr><td>1N270</td><td></td><td>.17</td></tr> </table>	1N34A		.10	1N60		.10	1N270		.17	<b>INTEGRATED CIRCUITS</b> <table border="0"> <tr><td>CD4001</td><td></td><td>.29</td></tr> <tr><td>CD4011</td><td></td><td>.29</td></tr> <tr><td>CD4013</td><td></td><td>.37</td></tr> <tr><td>CD4017</td><td></td><td>.37</td></tr> <tr><td>CD4028</td><td></td><td>.37</td></tr> <tr><td>CD4049</td><td></td><td>.29</td></tr> <tr><td>CD4051</td><td></td><td>.63</td></tr> <tr><td>CD4066</td><td></td><td>.35</td></tr> <tr><td>CD4069</td><td></td><td>.29</td></tr> <tr><td>LM311</td><td></td><td>.43</td></tr> <tr><td>LM324</td><td></td><td>.47</td></tr> <tr><td>LM339</td><td></td><td>.47</td></tr> <tr><td>LM358</td><td></td><td>.47</td></tr> <tr><td>LM386</td><td></td><td>.67</td></tr> <tr><td>LM393</td><td></td><td>.37</td></tr> <tr><td>LM555</td><td></td><td>.43</td></tr> <tr><td>LM556</td><td></td><td>.47</td></tr> <tr><td>LM741</td><td></td><td>.37</td></tr> <tr><td>MCI458</td><td></td><td>.43</td></tr> <tr><td>LM1488</td><td></td><td>.47</td></tr> <tr><td>LM1489</td><td></td><td>.47</td></tr> <tr><td>TIL111</td><td></td><td>.35</td></tr> </table>	CD4001		.29	CD4011		.29	CD4013		.37	CD4017		.37	CD4028		.37	CD4049		.29	CD4051		.63	CD4066		.35	CD4069		.29	LM311		.43	LM324		.47	LM339		.47	LM358		.47	LM386		.67	LM393		.37	LM555		.43	LM556		.47	LM741		.37	MCI458		.43	LM1488		.47	LM1489		.47	TIL111		.35	<b>PUSH BUTTON SWITCHES</b> <p>fits in a 1/4" hole Normally open .29 Normally closed .30</p>	<b>CABLE TIES</b> <b>NATURAL COLOR</b> <table border="0"> <tr><td>4"</td><td>100pcs</td><td>2.00</td></tr> <tr><td>8"</td><td>100pcs</td><td>4.00</td></tr> <tr><td>11"</td><td>100pcs</td><td>6.00</td></tr> <tr><td>14"</td><td>100pcs</td><td>8.00</td></tr> </table>	4"	100pcs	2.00	8"	100pcs	4.00	11"	100pcs	6.00	14"	100pcs	8.00	<b>FAX/MODEM BOARD</b> <b>1 YEAR WARRANTY</b> <b>WINDOWS SOFTWARE INCLUDED</b> <b>\$69.00 each</b>																																																																																																																																																																																																																																																																																																																																																																																						
1uF	25V	.14																																																																																																																																																																																																																																																																																																																																																																																																																																																																																												
2.2uF	25V	.14																																																																																																																																																																																																																																																																																																																																																																																																																																																																																												
10uF	25V	.25																																																																																																																																																																																																																																																																																																																																																																																																																																																																																												
22uF	25V	.52																																																																																																																																																																																																																																																																																																																																																																																																																																																																																												
1N34A		.10																																																																																																																																																																																																																																																																																																																																																																																																																																																																																												
1N60		.10																																																																																																																																																																																																																																																																																																																																																																																																																																																																																												
1N270		.17																																																																																																																																																																																																																																																																																																																																																																																																																																																																																												
CD4001		.29																																																																																																																																																																																																																																																																																																																																																																																																																																																																																												
CD4011		.29																																																																																																																																																																																																																																																																																																																																																																																																																																																																																												
CD4013		.37																																																																																																																																																																																																																																																																																																																																																																																																																																																																																												
CD4017		.37																																																																																																																																																																																																																																																																																																																																																																																																																																																																																												
CD4028		.37																																																																																																																																																																																																																																																																																																																																																																																																																																																																																												
CD4049		.29																																																																																																																																																																																																																																																																																																																																																																																																																																																																																												
CD4051		.63																																																																																																																																																																																																																																																																																																																																																																																																																																																																																												
CD4066		.35																																																																																																																																																																																																																																																																																																																																																																																																																																																																																												
CD4069		.29																																																																																																																																																																																																																																																																																																																																																																																																																																																																																												
LM311		.43																																																																																																																																																																																																																																																																																																																																																																																																																																																																																												
LM324		.47																																																																																																																																																																																																																																																																																																																																																																																																																																																																																												
LM339		.47																																																																																																																																																																																																																																																																																																																																																																																																																																																																																												
LM358		.47																																																																																																																																																																																																																																																																																																																																																																																																																																																																																												
LM386		.67																																																																																																																																																																																																																																																																																																																																																																																																																																																																																												
LM393		.37																																																																																																																																																																																																																																																																																																																																																																																																																																																																																												
LM555		.43																																																																																																																																																																																																																																																																																																																																																																																																																																																																																												
LM556		.47																																																																																																																																																																																																																																																																																																																																																																																																																																																																																												
LM741		.37																																																																																																																																																																																																																																																																																																																																																																																																																																																																																												
MCI458		.43																																																																																																																																																																																																																																																																																																																																																																																																																																																																																												
LM1488		.47																																																																																																																																																																																																																																																																																																																																																																																																																																																																																												
LM1489		.47																																																																																																																																																																																																																																																																																																																																																																																																																																																																																												
TIL111		.35																																																																																																																																																																																																																																																																																																																																																																																																																																																																																												
4"	100pcs	2.00																																																																																																																																																																																																																																																																																																																																																																																																																																																																																												
8"	100pcs	4.00																																																																																																																																																																																																																																																																																																																																																																																																																																																																																												
11"	100pcs	6.00																																																																																																																																																																																																																																																																																																																																																																																																																																																																																												
14"	100pcs	8.00																																																																																																																																																																																																																																																																																																																																																																																																																																																																																												
<b>DIPPED TANTALUM CAPACITORS</b>  <table border="0"> <tr><td>1uF</td><td>25V</td><td>.14</td></tr> <tr><td>2.2uF</td><td>25V</td><td>.14</td></tr> <tr><td>10uF</td><td>25V</td><td>.25</td></tr> <tr><td>22uF</td><td>25V</td><td>.52</td></tr> </table>	1uF	25V	.14	2.2uF	25V	.14	10uF	25V	.25	22uF	25V	.52	<b>GERMANIUM</b> <table border="0"> <tr><td>1N34A</td><td></td><td>.10</td></tr> <tr><td>1N60</td><td></td><td>.10</td></tr> <tr><td>1N270</td><td></td><td>.17</td></tr> </table>	1N34A		.10	1N60		.10	1N270		.17	<b>INTEGRATED CIRCUITS</b> <table border="0"> <tr><td>CD4001</td><td></td><td>.29</td></tr> <tr><td>CD4011</td><td></td><td>.29</td></tr> <tr><td>CD4013</td><td></td><td>.37</td></tr> <tr><td>CD4017</td><td></td><td>.37</td></tr> <tr><td>CD4028</td><td></td><td>.37</td></tr> <tr><td>CD4049</td><td></td><td>.29</td></tr> <tr><td>CD4051</td><td></td><td>.63</td></tr> <tr><td>CD4066</td><td></td><td>.35</td></tr> <tr><td>CD4069</td><td></td><td>.29</td></tr> <tr><td>LM311</td><td></td><td>.43</td></tr> <tr><td>LM324</td><td></td><td>.47</td></tr> <tr><td>LM339</td><td></td><td>.47</td></tr> <tr><td>LM358</td><td></td><td>.47</td></tr> <tr><td>LM386</td><td></td><td>.67</td></tr> <tr><td>LM393</td><td></td><td>.37</td></tr> <tr><td>LM555</td><td></td><td>.43</td></tr> <tr><td>LM556</td><td></td><td>.47</td></tr> <tr><td>LM741</td><td></td><td>.37</td></tr> <tr><td>MCI458</td><td></td><td>.43</td></tr> <tr><td>LM1488</td><td></td><td>.47</td></tr> <tr><td>LM1489</td><td></td><td>.47</td></tr> <tr><td>TIL111</td><td></td><td>.35</td></tr> </table>	CD4001		.29	CD4011		.29	CD4013		.37	CD4017		.37	CD4028		.37	CD4049		.29	CD4051		.63	CD4066		.35	CD4069		.29	LM311		.43	LM324		.47	LM339		.47	LM358		.47	LM386		.67	LM393		.37	LM555		.43	LM556		.47	LM741		.37	MCI458		.43	LM1488		.47	LM1489		.47	TIL111		.35	<b>8 PIN DIP BODY</b> <table border="0"> <tr><td>DF005M</td><td>1A-50V</td><td>.25</td></tr> <tr><td>DF10M</td><td>1A-1KV</td><td>.52</td></tr> </table>	DF005M	1A-50V	.25	DF10M	1A-1KV	.52	<b>CABLE TIE MOUNT</b> self stick 100pcs 10.00	<b>3 BUTTON MOUSE</b> <b>DRIVERS SOFTWARE INCLUDED</b> <b>\$10.50 each</b>																																																																																																																																																																																																																																																																																																																																																																																												
1uF	25V	.14																																																																																																																																																																																																																																																																																																																																																																																																																																																																																												
2.2uF	25V	.14																																																																																																																																																																																																																																																																																																																																																																																																																																																																																												
10uF	25V	.25																																																																																																																																																																																																																																																																																																																																																																																																																																																																																												
22uF	25V	.52																																																																																																																																																																																																																																																																																																																																																																																																																																																																																												
1N34A		.10																																																																																																																																																																																																																																																																																																																																																																																																																																																																																												
1N60		.10																																																																																																																																																																																																																																																																																																																																																																																																																																																																																												
1N270		.17																																																																																																																																																																																																																																																																																																																																																																																																																																																																																												
CD4001		.29																																																																																																																																																																																																																																																																																																																																																																																																																																																																																												
CD4011		.29																																																																																																																																																																																																																																																																																																																																																																																																																																																																																												
CD4013		.37																																																																																																																																																																																																																																																																																																																																																																																																																																																																																												
CD4017		.37																																																																																																																																																																																																																																																																																																																																																																																																																																																																																												
CD4028		.37																																																																																																																																																																																																																																																																																																																																																																																																																																																																																												
CD4049		.29																																																																																																																																																																																																																																																																																																																																																																																																																																																																																												
CD4051		.63																																																																																																																																																																																																																																																																																																																																																																																																																																																																																												
CD4066		.35																																																																																																																																																																																																																																																																																																																																																																																																																																																																																												
CD4069		.29																																																																																																																																																																																																																																																																																																																																																																																																																																																																																												
LM311		.43																																																																																																																																																																																																																																																																																																																																																																																																																																																																																												
LM324		.47																																																																																																																																																																																																																																																																																																																																																																																																																																																																																												
LM339		.47																																																																																																																																																																																																																																																																																																																																																																																																																																																																																												
LM358		.47																																																																																																																																																																																																																																																																																																																																																																																																																																																																																												
LM386		.67																																																																																																																																																																																																																																																																																																																																																																																																																																																																																												
LM393		.37																																																																																																																																																																																																																																																																																																																																																																																																																																																																																												
LM555		.43																																																																																																																																																																																																																																																																																																																																																																																																																																																																																												
LM556		.47																																																																																																																																																																																																																																																																																																																																																																																																																																																																																												
LM741		.37																																																																																																																																																																																																																																																																																																																																																																																																																																																																																												
MCI458		.43																																																																																																																																																																																																																																																																																																																																																																																																																																																																																												
LM1488		.47																																																																																																																																																																																																																																																																																																																																																																																																																																																																																												
LM1489		.47																																																																																																																																																																																																																																																																																																																																																																																																																																																																																												
TIL111		.35																																																																																																																																																																																																																																																																																																																																																																																																																																																																																												
DF005M	1A-50V	.25																																																																																																																																																																																																																																																																																																																																																																																																																																																																																												
DF10M	1A-1KV	.52																																																																																																																																																																																																																																																																																																																																																																																																																																																																																												
<b>DIPPED TANTALUM CAPACITORS</b>  <table border="0"> <tr><td>1uF</td><td>25V</td><td>.14</td></tr> <tr><td>2.2uF</td><td>25V</td><td>.14</td></tr> <tr><td>10uF</td><td>25V</td><td>.25</td></tr> <tr><td>22uF</td><td>25V</td><td>.52</td></tr> </table>	1uF	25V	.14	2.2uF	25V	.14	10uF	25V	.25	22uF	25V	.52	<b>GERMANIUM</b> <table border="0"> <tr><td>1N34A</td><td></td><td>.10</td></tr> <tr><td>1N60</td><td></td><td>.10</td></tr> <tr><td>1N270</td><td></td><td>.17</td></tr> </table>	1N34A		.10	1N60		.10	1N270		.17	<b>INTEGRATED CIRCUITS</b> <table border="0"> <tr><td>CD4001</td><td></td><td>.29</td></tr> <tr><td>CD4011</td><td></td><td>.29</td></tr> <tr><td>CD4013</td><td></td><td>.37</td></tr> <tr><td>CD4017</td><td></td><td>.37</td></tr> <tr><td>CD4028</td><td></td><td>.37</td></tr> <tr><td>CD4049</td><td></td><td>.29</td></tr> <tr><td>CD4051</td><td></td><td>.63</td></tr> <tr><td>CD4066</td><td></td><td>.35</td></tr> <tr><td>CD4069</td><td></td><td>.29</td></tr> <tr><td>LM311</td><td></td><td>.43</td></tr> <tr><td>LM324</td><td></td><td>.47</td></tr> <tr><td>LM339</td><td></td><td>.47</td></tr> <tr><td>LM358</td><td></td><td>.47</td></tr> <tr><td>LM386</td><td></td><td>.67</td></tr> <tr><td>LM393</td><td></td><td>.37</td></tr> <tr><td>LM555</td><td></td><td>.43</td></tr> <tr><td>LM556</td><td></td><td>.47</td></tr> <tr><td>LM741</td><td></td><td>.37</td></tr> <tr><td>MCI458</td><td></td><td>.43</td></tr> <tr><td>LM1488</td><td></td><td>.47</td></tr> <tr><td>LM1489</td><td></td><td>.47</td></tr> <tr><td>TIL111</td><td></td><td>.35</td></tr> </table>	CD4001		.29	CD4011		.29	CD4013		.37	CD4017		.37	CD4028		.37	CD4049		.29	CD4051		.63	CD4066		.35	CD4069		.29	LM311		.43	LM324		.47	LM339		.47	LM358		.47	LM386		.67	LM393		.37	LM555		.43	LM556		.47	LM741		.37	MCI458		.43	LM1488		.47	LM1489		.47	TIL111		.35	<b>ROUND BODY</b> <table border="0"> <tr><td>W04M</td><td>1A-400V</td><td>.35</td></tr> <tr><td>2W10M</td><td>2A-1KV</td><td>.50</td></tr> </table>	W04M	1A-400V	.35	2W10M	2A-1KV	.50	<b>RESISTORS</b> <b>1/4W 5%</b> <b>ANY STANDARD VALUE</b> sold in increments of 50pcs per value. <b>\$0.80</b> 50pcs bag	<b>MOTHER BOARDS</b> <b>386 CPU</b> <table border="0"> <tr><td>DX-40</td><td>OK</td><td>138.00</td></tr> <tr><td>DX-40</td><td>128K</td><td>150.00</td></tr> </table> <b>486 CPU</b> <table border="0"> <tr><td>SX-25</td><td>OK</td><td>233.00</td></tr> <tr><td>DX-33</td><td>128K</td><td>487.00</td></tr> <tr><td>DX-40</td><td>256K</td><td>546.00</td></tr> <tr><td>DX-50</td><td></td><td>728.00</td></tr> </table>	DX-40	OK	138.00	DX-40	128K	150.00	SX-25	OK	233.00	DX-33	128K	487.00	DX-40	256K	546.00	DX-50		728.00																																																																																																																																																																																																																																																																																																																																																																										
1uF	25V	.14																																																																																																																																																																																																																																																																																																																																																																																																																																																																																												
2.2uF	25V	.14																																																																																																																																																																																																																																																																																																																																																																																																																																																																																												
10uF	25V	.25																																																																																																																																																																																																																																																																																																																																																																																																																																																																																												
22uF	25V	.52																																																																																																																																																																																																																																																																																																																																																																																																																																																																																												
1N34A		.10																																																																																																																																																																																																																																																																																																																																																																																																																																																																																												
1N60		.10																																																																																																																																																																																																																																																																																																																																																																																																																																																																																												
1N270		.17																																																																																																																																																																																																																																																																																																																																																																																																																																																																																												
CD4001		.29																																																																																																																																																																																																																																																																																																																																																																																																																																																																																												
CD4011		.29																																																																																																																																																																																																																																																																																																																																																																																																																																																																																												
CD4013		.37																																																																																																																																																																																																																																																																																																																																																																																																																																																																																												
CD4017		.37																																																																																																																																																																																																																																																																																																																																																																																																																																																																																												
CD4028		.37																																																																																																																																																																																																																																																																																																																																																																																																																																																																																												
CD4049		.29																																																																																																																																																																																																																																																																																																																																																																																																																																																																																												
CD4051		.63																																																																																																																																																																																																																																																																																																																																																																																																																																																																																												
CD4066		.35																																																																																																																																																																																																																																																																																																																																																																																																																																																																																												
CD4069		.29																																																																																																																																																																																																																																																																																																																																																																																																																																																																																												
LM311		.43																																																																																																																																																																																																																																																																																																																																																																																																																																																																																												
LM324		.47																																																																																																																																																																																																																																																																																																																																																																																																																																																																																												
LM339		.47																																																																																																																																																																																																																																																																																																																																																																																																																																																																																												
LM358		.47																																																																																																																																																																																																																																																																																																																																																																																																																																																																																												
LM386		.67																																																																																																																																																																																																																																																																																																																																																																																																																																																																																												
LM393		.37																																																																																																																																																																																																																																																																																																																																																																																																																																																																																												
LM555		.43																																																																																																																																																																																																																																																																																																																																																																																																																																																																																												
LM556		.47																																																																																																																																																																																																																																																																																																																																																																																																																																																																																												
LM741		.37																																																																																																																																																																																																																																																																																																																																																																																																																																																																																												
MCI458		.43																																																																																																																																																																																																																																																																																																																																																																																																																																																																																												
LM1488		.47																																																																																																																																																																																																																																																																																																																																																																																																																																																																																												
LM1489		.47																																																																																																																																																																																																																																																																																																																																																																																																																																																																																												
TIL111		.35																																																																																																																																																																																																																																																																																																																																																																																																																																																																																												
W04M	1A-400V	.35																																																																																																																																																																																																																																																																																																																																																																																																																																																																																												
2W10M	2A-1KV	.50																																																																																																																																																																																																																																																																																																																																																																																																																																																																																												
DX-40	OK	138.00																																																																																																																																																																																																																																																																																																																																																																																																																																																																																												
DX-40	128K	150.00																																																																																																																																																																																																																																																																																																																																																																																																																																																																																												
SX-25	OK	233.00																																																																																																																																																																																																																																																																																																																																																																																																																																																																																												
DX-33	128K	487.00																																																																																																																																																																																																																																																																																																																																																																																																																																																																																												
DX-40	256K	546.00																																																																																																																																																																																																																																																																																																																																																																																																																																																																																												
DX-50		728.00																																																																																																																																																																																																																																																																																																																																																																																																																																																																																												
<b>DIPPED TANTALUM CAPACITORS</b>  <table border="0"> <tr><td>1uF</td><td>25V</td><td>.14</td></tr> <tr><td>2.2uF</td><td>25V</td><td>.14</td></tr> <tr><td>10uF</td><td>25V</td><td>.25</td></tr> <tr><td>22uF</td><td>25V</td><td>.52</td></tr> </table>	1uF	25V	.14	2.2uF	25V	.14	10uF	25V	.25	22uF	25V	.52	<b>GERMANIUM</b> <table border="0"> <tr><td>1N34A</td><td></td><td>.10</td></tr> <tr><td>1N60</td><td></td><td>.10</td></tr> <tr><td>1N270</td><td></td><td>.17</td></tr> </table>	1N34A		.10	1N60		.10	1N270		.17	<b>INTEGRATED CIRCUITS</b> <table border="0"> <tr><td>CD4001</td><td></td><td>.29</td></tr> <tr><td>CD4011</td><td></td><td>.29</td></tr> <tr><td>CD4013</td><td></td><td>.37</td></tr> <tr><td>CD4017</td><td></td><td>.37</td></tr> <tr><td>CD4028</td><td></td><td>.37</td></tr> <tr><td>CD4049</td><td></td><td>.29</td></tr> <tr><td>CD4051</td><td></td><td>.63</td></tr> <tr><td>CD4066</td><td></td><td>.35</td></tr> <tr><td>CD4069</td><td></td><td>.29</td></tr> <tr><td>LM311</td><td></td><td>.43</td></tr> <tr><td>LM324</td><td></td>&lt;</tr></table>	CD4001		.29	CD4011		.29	CD4013		.37	CD4017		.37	CD4028		.37	CD4049		.29	CD4051		.63	CD4066		.35	CD4069		.29	LM311		.43	LM324																																																																																																																																																																																																																																																																																																																																																																																																																																								
1uF	25V	.14																																																																																																																																																																																																																																																																																																																																																																																																																																																																																												
2.2uF	25V	.14																																																																																																																																																																																																																																																																																																																																																																																																																																																																																												
10uF	25V	.25																																																																																																																																																																																																																																																																																																																																																																																																																																																																																												
22uF	25V	.52																																																																																																																																																																																																																																																																																																																																																																																																																																																																																												
1N34A		.10																																																																																																																																																																																																																																																																																																																																																																																																																																																																																												
1N60		.10																																																																																																																																																																																																																																																																																																																																																																																																																																																																																												
1N270		.17																																																																																																																																																																																																																																																																																																																																																																																																																																																																																												
CD4001		.29																																																																																																																																																																																																																																																																																																																																																																																																																																																																																												
CD4011		.29																																																																																																																																																																																																																																																																																																																																																																																																																																																																																												
CD4013		.37																																																																																																																																																																																																																																																																																																																																																																																																																																																																																												
CD4017		.37																																																																																																																																																																																																																																																																																																																																																																																																																																																																																												
CD4028		.37																																																																																																																																																																																																																																																																																																																																																																																																																																																																																												
CD4049		.29																																																																																																																																																																																																																																																																																																																																																																																																																																																																																												
CD4051		.63																																																																																																																																																																																																																																																																																																																																																																																																																																																																																												
CD4066		.35																																																																																																																																																																																																																																																																																																																																																																																																																																																																																												
CD4069		.29																																																																																																																																																																																																																																																																																																																																																																																																																																																																																												
LM311		.43																																																																																																																																																																																																																																																																																																																																																																																																																																																																																												
LM324																																																																																																																																																																																																																																																																																																																																																																																																																																																																																														



# VACUUM TUBE DEALER PRICE LIST JAN. '94

## SOVTEK®

5881/6L6WGC.....	\$6.20 each	10 at \$5.70 each	25 at \$4.90 each
5AR4/GZ34.....	6.90	5.90	5.40
5U4G.....	4.90	4.50	3.90
5Y3GT.....	3.90	3.50	2.90
6550WA.....	15.90	14.90	13.90
6922.....	5.90	5.20	4.90
6CA7.....	9.50	8.90	8.40
6L6GC.....	2.40	1.90	1.45
6V6GT.....	3.90	3.15	2.90
7199.....	10.90	9.90	8.90
12AX7WA/7025.....	2.90	2.40	1.95
12AX7WB/7025.....	3.90	3.40	3.10
EL34G.....	7.50	6.90	6.40
EL84/6BQ5.....	2.40	2.10	1.90
EL84M/6BQ5WA.....	6.50	5.90	4.90

### USED BY:

FENDER, SOLDANO, VTL, BRUNO  
MATCHLESS  
MESA BOOGIE DUAL RECTIFIER  
  
AUDIO RESEARCH, MANLEY, JADIS  
AUDIO RES., MELOS, CONVERGENT  
  
SLM  
  
HARTKE,  
(Hi Gain 12AX7) CARVIN, DEMETER  
SENSATIONAL EARLY 60'S SOUND  
PEAVEY, HUGHES & KETTNER

### SINO, CHINA

300B.....	\$79.00 each	10 at \$69.00 each	25 at \$59.00 each
807.....	7.90	6.90	5.90
845.....	21.50	18.90	16.90
2A3.....	11.90	10.90	9.90
6L6GC "Coke".....	4.80	4.20	3.90
6L6GCR "Straight".....	3.90	3.50	3.10
12AT7.....	3.70	3.40	3.25
12AX7a.....	3.35	2.45	2.20
12AU7.....	4.15	3.80	3.55
6550.....	9.90	8.90	7.90
KT88.....	10.90	9.90	8.90
EL34a.....	5.40	5.15	4.80

### GE, USA

5U4GB.....	\$12.80 each	10 at \$11.75 each
6550a.....	21.50	19.75
6CA7/EL34.....	16.50	14.90

6L6GC.....	\$13.80 each	10 at \$12.20
7868.....	18.50	17.40
12BH7a.....	10.40	9.60



### SOLID STATE RECTIFIER

Built into tube socket. Direct plug-in replacement for all 5Y3, 5U4 and 5AR4 types. \$5.90 each, 10 at \$5.50 each

### ODD BALL TUBES

2K25.....	23.00 each	6AQ8.....	5.85 each	6CA4.....	4.90 each	6SJ7.....	2.90 each	12BY7.....	7.50 each
5749.....	2.90	6AS7.....	4.25	6CG7.....	6.80	6SK7.....	2.90	12DW7.....	8.90
(6BA6W industrial)		6AU6.....	2.25	6CX8.....	5.15	6SL7.....	2.90	12FQ8.....	9.00
5879.....	8.90	6AX5.....	4.90	6DR7.....	5.15	6SN7.....	2.50	35W4.....	4.90
5C22.....	46.50	6BA6.....	2.25	6EA8.....	5.50	6SQ7.....	3.50	7119.....	9.50
5R4.....	4.90	6BE6.....	3.50	6EU7.....	13.25	6U8/6KD8.....	5.00	7308.....	9.50
5V4GT.....	1.90	6BH6.....	3.90	6FH8.....	14.50	6U10.....	5.50	50C5.....	4.90
6189W.....	4.15	6BK11.....	15.90	6GW8.....	6.90	6X4.....	4.45	811.....	9.70
(12AU7W industrial)		6BL8.....	2.90	6J5.....	5.00	6X5.....	3.90	813.....	23.00
6267/EF86.....	3.60	6BM8.....	5.00	6J7.....	5.50	6X8.....	3.90	0A2.....	3.90
6973.....	14.90	6C33C-B.....	29.50	6K6.....	4.50	12AU6.....	4.90	0A3.....	2.90
6AL5.....	2.40	(Triode + ceramic socket)		6K11.....	6.35	12AV7.....	2.50	0B2.....	2.90
6AN8.....	5.50	6C4.....	4.25	6SC7.....	6.90	12AY7.....	7.95	0C3.....	3.90
6AQ5A.....	4.65	6C10.....	8.90	6SG7.....	3.50	12AZ7.....	4.90		

MATCHING AVAILABLE ON MOST OCTAL POWER TUBES 75¢ extra per tube. Free on 26 + on one tube.  
"PLATINUM" MATCHING ALSO AVAILABLE WITH 24 HOUR  
TEST AND BURN-IN, ENSURING PREMIUM MATCH. PAIRS, QUADS or SEXTETS \$2.00 extra per tube.

MINIMUM ORDER \$50.00

SURFACE SHIPPING: ADD \$ 5.00 PER ORDER USA, \$10.00 PER ORDER CANADA, HAWAII, ALASKA


**NEW SENSOR CORPORATION**  
133 Fifth Avenue New York City, NY 10003  
(212) 529-0466 1-800-633-5477 Fax (212) 529-0486

CIRCLE 258 ON FREE INFORMATION CARD

# SUPER DEALS !!!

**GATEWAY PRODUCTS CORP.**  
P. O. Box: 63-6397 Tel: (305) 974-6864  
Margate, FL 33063 Fax: (305) 974-6818

**TRANSISTORS**



PN2222A.....	6¢
PN2907A.....	6¢
2N3904.....	6¢
2N3906.....	6¢
2N4401.....	6¢
2N4403.....	6¢

50 pcs min per item  
Deal 'N8': 60pcs (10 ea) ... **\$5**


**T1 3/4 (5mm) Diffused LEDs**



Red.....	7¢
Green.....	8¢
Yellow.....	9¢

20 pcs min per item  
Deal 'L3': 30pcs (10 ea) ... **\$3**


**MORE DIODES**



1N5401... (3A/100V) ...	8¢
1N5404... (3A/400V) ...	9¢
1N5408... (3A/1KV) ...	10¢
6A20... (6A/200V) ...	22¢
6A100... (6A/1KV) ...	25¢

10 pcs min per item  
Deal 'H8': 25pcs (5 ea) ... **\$5**

**I.C. SOCKETS**




Doble contact - Low profile

8 pin.....	5¢
14 pin.....	10¢
16 pin.....	12¢
20 pin.....	15¢
24 pin.....	20¢
28 pin.....	22¢
32 pin.....	27¢
40 pin.....	30¢

10 pcs min per item


**RADIAL 'LYTIC CAPS**



1uF/50V.....	6¢
2.2uF/50V.....	6¢
3.3uF/50V.....	6¢
4.7uF/50V.....	7¢
10uF/25V.....	7¢
22uF/25V.....	7¢
33uF/25V.....	8¢
47uF/25V.....	8¢
100uF/25V.....	10¢
220uF/25V.....	12¢
330uF/25V.....	12¢
470uF/25V.....	12¢

20 pcs min per item  
Deal 'A9': 60pcs (5 ea) ... **\$5**


**POPULAR I.C.'s**



LM324.....	55¢
LM339.....	55¢
LM358.....	55¢
NE555.....	55¢
NE556.....	60¢
LM741.....	55¢


4 pcs min per item  
Deal 'U3': 12pcs (2 ea) ... **\$7**

**VOLTAGE REGULATOR**



7805.....	75¢
7812.....	75¢
7824.....	75¢

Deal 'M4': 9pcs (3 ea) ... **\$6**



78L05.....	40¢
78L12.....	40¢

2 pcs min per item  
Deal 'J1': 20pcs (10 ea) ... **\$7**

**GERMANIUM DIODES**



1N34A.....	12¢
1N270.....	20¢


10 pcs min per item  
Deal 'G3': 10pcs (5 ea) ... **\$2**

**SOLDER ROLL**



SN63/37 - Multicore  
21 Gage (.032" dia)  
1 Lb roll - Great buy  
**\$8.00 each**


**TANTALUM CAPS**



1uF/35V.....	18¢
2.2uF/35V.....	18¢

10 pcs min per item  
Deal 'T6': 10pcs (5 ea) ... **\$3**

**POPULAR CMOS**



CD4001B.....	45¢
CD4011B.....	50¢
CD4013B.....	50¢
CD4017B.....	50¢
CD4028B.....	50¢
CD4066B.....	50¢
CD4069B.....	50¢

4 pcs min per item  
Deal 'V2': 14pcs (2 ea) ... **\$7**

**MORE TRANSISTORS**



2N2222A.....	25¢
2N3055.....	80¢

No minimum quantity

**1 WATT ZENER DIODE**



1N4728A.....	3.3V
1N4733A.....	5.1V
1N4739A.....	9.1V
1N4742A.....	12V
1N4744A.....	15V

10¢ ea - 10pcs min - no mix.  
Deal 'Z5': 25pcs (5 ea) ... **\$3**

**9V BATTERY CLIP**



5pcs for \$1.00

**CERAMIC DISC CAPS**




6¢ each (Caps rated 50V)

10pF.....	220pF
22pF.....	330pF
27pF.....	470pF
33pF.....	1000pF
47pF.....	.01uF
100pF.....	1uF


20 pcs min per item  
Deal 'R2': 60pcs (5 ea) ... **\$4**

**.1uF / 50V MONO**



6¢ ea / 20pcs - 5¢ ea / 100+

**DIODES**



1N914A.....	3¢
1N4148.....	3¢
1N4001... (1A/50V) ...	4¢
1N4004... (1A/400V) ...	5¢
1N4007... (1A/1KV) ...	6¢

20 pcs min per item  
Deal 'P7': 50pcs (10 ea) ... **\$3**

**TOGGLE SWITCHES**



Miniature size  
1/4" Panel hole  
Solder Lugs

on-on.....	SPDT.....	90¢
on-on.....	DPDT.....	1.00
on-off-on.....	DPDT.....	1.25

No minimum quantity  
Deal 'S7': 6pcs (2 ea) ... **\$6**

**68 PIN PLCC SOCKET**



only... **\$1.00 each**

**1/4W RESISTOR PACK**



20 pcs of each:  
1K, 4.7K, 10K,  
47K, 100K, 470K  
Deal 'W6' ... **\$3.00**



\$10.00 minimum order. We accept VISA, MC, MO, Check, C.O.D. Cash. Please add \$4.50 for shipping & handling. C.O.D. charge is \$5. Foreign orders: \$9.00 freight charges. Florida addresses add 6% sales tax. Hours: 9AM to 7PM - Mon-Sat. All premium, high-quality parts.

CIRCLE 299 ON FREE INFORMATION CARD

Serving the public since 1981  
**XANDI Electronics**  
201 E Southern #111, Tempe AZ 85282



**BUY WITH CONFIDENCE FROM XANDI**

- 30-DAY REFUND POLICY
- NEW TELEPHONE TECH SUPPORT NUMBER (602-894-0992)

**XST500 SUPER-MINIATURE FM TRANSMITTER**



- Smallest FM transmitter anywhere!
- Tunes 88-108 MHz.
- Powerful 2 stage audio amplifier.
- Sensitive, picks up sounds at the level of a whisper.
- Up to 1 mile range.

Worlds smallest FM voice transmitter. Use with any FM broadcast receiver. Easy to assemble, all chip (SMT) parts are pre-assembled to the circuit board.  
**XST500(E-Z) Kit ..... \$44.95**


**XSP250 SUPER-MINIATURE PHONE TRANSMITTER**



- Smallest Phone transmitter anywhere!
- Tunes 88-108 MHz.
- No batteries required, powered by phone line.
- Up to 3/4 mile range.
- Attach to phone line anywhere in house, even inside phone.

Worlds smallest FM phone transmitter. Use with any FM broadcast receiver. Easy to assemble, all chip (SMT) parts are pre-assembled to the circuit board.  
**XSP250(E-Z) Kit ..... \$34.95**

**TRANSITION 2000 VOICE CHANGING TELEPHONE**



- Digital voice changing: male to female, female to male, adult to child, child to adult.
- 16 levels of voice masking
- Button for normal operation.
- Complete anonymity on all calls

STOP THOSE ANNOYING PHONE CALLS! Sound older and tougher when you want to. Not a kit, fully assembled. Single line phone operation only.  
**TRANSITION 2000 ..... \$89.95**

**TRANSITION 2001 VOICE CHANGING Accessory**



- Digital voice changing: male to female, female to male, adult to child, child to adult.
- Use with any modular phone.
- Connects between handset and phone.
- 16 levels of voice masking.

STOP THOSE ANNOYING PHONE CALLS! Sound older and tougher when you want to. Use with single or multi-line phones. Not a kit, full assembled.  
**TRANSITION 2001 ..... \$59.95**

**XTT100 LONG RANGE PHONE TRANSMITTER**



- Transmits both sides of phone conversation.
- Adjustable from 88-108MHz.
- Works with any FM broadcast receiver.
- Up to 1 mile range.
- Turns off when phone is not in use to extend battery life.

Similar to our very popular XSP500. The XTT100 is battery powered for maximum range. It plugs into any phone jack and transmits all calls on that line.  
**XTT100(C) Kit ..... \$32.95**

**XFM100 MINIATURE FM TRANSMITTER**



- Super sensitive, hear every sound in a house!
- Powerful 2 stage audio amp.
- Use with any FM broadcast receiver.
- Up to 1 mile range.
- Powered by 9V battery.

The XFM100 has a super sensitive microphone and is capable of picking up sounds at the level of a whisper and transmitting them to any FM broadcast receiver.  
**XFM100(C) Kit ..... \$32.95**


**XTR100 TRACKING TRANSMITTER**



- Transmits a continuous beeping tone.
- Adjustable from 88-108 MHz.
- Up to 1 mile range.
- Works with any FM broadcast receiver.
- Operates at battery voltages of 3 to 10 volts.

Measuring .7 by 2.4 inches, the XTR100 is ideal for use in locating lost model rockets, bicycles, automobiles, games of hide-and-seek, and contests.  
**XTR100(C) Kit ..... \$43.95**


**XBD200 SUPER SENSITIVE BUG DETECTOR**



- Uses sensitive microwave transistor amplifier.
- Covers 1 to 2000 MHz.
- Compact hand held unit.
- Uses Miniature loudspeaker (not included) for audio indication of detected signals.

When the XBD200 intercepts a signal in the 1 to 2000 MHz range, it emits a growl that increases to a high pitched squeal as the signal strength increases.  
**XBD200(C) Kit ..... \$49.95**

**XLC900 800-950 MHz SCANNER CONVERTER KIT**



If your scanner can receive 400-550 MHz, just add the XLC900 for uninterupted 800-950 MHz coverage. It converts all 800-950 MHz signals down to 400-550 MHz so your scanner can receive them! Add our custom case and knob kit for that "professional" look.  
**XLC900 Kit ..... \$49.95**  
**XLC-Case Kit ..... \$13.95**

**XLA1000 AMPLIFIER KIT**



Designed to help scanners with poor sensitivity pull in those weak signals. Includes off/pass switch for returning to normal operation and front panel gain control. Add our custom case and knob kit for that "professional" look.  
**XLA1000 Kit ..... \$24.95**  
**XLA-Case Kit ..... \$13.95**

WE ACCEPT VISA, MC, MO, C.O.D. ASK FOR FREE CATALOG OF ALL OF OUR PRODUCTS

**TOLL FREE ORDER LINE 1-800-336-7389**

SEND MAIL ORDERS TO: XANDI ELECTRONICS BOX 25647 TEMPE, AZ 85285-5647

Electronics Now, May 1994

CIRCLE 281 ON FREE INFORMATION CARD



# OCEAN STATE ELECTRONICS

PROFESSIONAL, AMATEUR, OR COMMERCIAL — WE'RE YOUR ONE STOP ELECTRONIC SOURCE  
CALL OR WRITE FOR OUR FREE 112 PAGE CATALOG 1-401-596-3080

## DELUX CODE KEY



Adjustable, heavy duty brass base with ball bearing pivots. Designed for hard usage. 3/16" plated contacts.

\$11.75

## MASTERING THE MORSE CODE

This book teaches the beginner how to learn the Morse Code. Some of the topics covered are Rules for Practicing the Morse Code, the code alphabet, how to send and receive code, how to build and hook up a code practice oscillator, 32 pages.

\$2.50

## MAGNET WIRE



Enamel coated solid copper. For winding coils, transformers and toroids. Prices for 1/4 lb. spools.

#14	3.25	#24	3.70	#34	4.80
#16	3.30	#26	3.75	#36	4.90
#18	3.35	#28	3.85	#38	4.95
#20	3.55	#30	4.00	#40	5.10
#22	3.65	#32	4.40		

## REGULATED POWER SUPPLIES

13.8 VDC

Perfect for ham equipment, CB's, car stereos and other 13.8VDC items. LED on indicator, short circuit protection. Binding post output. 2 year warranty.



3 AMP	\$29.50
4 AMP	\$39.50
6 AMP	\$46.50
10 AMP	\$79.50
20 AMP	\$119.50
30 AMP	\$139.50

## CODE PRACTICE

### OSCILLATOR & MONITOR IN KIT FORM OR WIRED

A solid-state code practice oscillator and monitor that uses the latest IC circuitry. It contains a 3" built-in speaker, headphone terminals, a volume control and a tone control. It is a attractively packaged with a two color panel. With the addition of a few parts, the unit can easily be converted into CW monitor. It can therefore be used as an operating aid after the code has been learned.



Kit ..... \$19.95  
Wired ..... \$24.95

## MAKE CIRCUIT BOARDS THE NEW, EASY WAY WITH TEC-200 FILM

### JUST 3 EASY STEPS:

- Copy circuit pattern on TEC-200 film using any plain paper copier.
- Iron film on to copper clad board
- Peel off film and etch

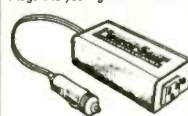


Convenient 8 1/2 x 11 size With Complete Instructions

5 SHEETS	\$6.25
10 SHEETS	\$10.75
20 SHEETS	\$16.25
50 SHEETS	\$33.50

## 200 WATT INVERTER

Plugs into your lighter and runs.



- Ham Equipment
- Lights
- Soldering Iron
- Computer
- Power Tools
- Shaver
- 13" TV with VCR
- MUCH MORE

Model: POW 200  
Input: 10 to 15 volts DC  
Output: 115 volts AC true RMS  
Power: 400 Watts peak  
200 Watts for 2 minutes  
140 Watts continuously  
5" x 2.5" x 1.7"

Weight: 15 ounces  
Warranty: 3 year

\$99.95

## TOROIDS

IRON	FERRITE
T-25-2 ..... 40	FT37-43 ..... 60
T-25-6 ..... 40	FT37-61 ..... 60
T-37-6 ..... 45	FT37-77 ..... 60
T-37-12 ..... 45	FT50-43 ..... 75
T-50-2 ..... 55	FT50-61 ..... 75
T-50-3 ..... 55	FT60-77 ..... 75
T50-6 ..... 55	FT82-43 ..... 1.00
T68-0 ..... 75	FT82-67 ..... 1.00
T68-2 ..... 75	FT82-68 ..... 1.00
T68-6 ..... 75	FT114-61 ..... 2.15
T80-2 ..... 85	FT140-43 ..... 4.10
T200-2 ..... 4.00	FT240-61 ..... 8.00

WE STOCK A COMPLETE LINE OF TOROIDS AND BEADS.

## Q-DOPE



Solution of pure polystyrene in solvents. Dries fast and leaves a clear, protective coating on toroids, coils and transformers, with no or minimal effect on inductive values. May also be used as a cement for molded or fabricated items made of polystyrene.

(Bottle with Brush 2 fl. oz. 59 ml) ..... \$3.75

## GET THAT HAM TICKET THIS YEAR WITH OUR NOVICE CODE AND THEORY PACKAGE

"COMMUNICATE WITH THE WORLD THROUGH HAM RADIO" is a complete Novice Training package. It contains a 14 lesson theory course and a Novice code cassette that teaches how to send and receive code up to 8 WPM and a 32 page book.

The package also contains FCC-type code and theory examinations. No previous experience required. This package is your fastest way to a Novice Ham ticket. Contains 2 books and 1 tape.

NP-1 ..... \$10.95

## MINI-CIRCUITS SBL-1

### DIODE RING MIXER



Double balance Mixer  
LO/RF - 1-500MHz  
RF DC - 500 MHz

\$6.75

## DIGITAL CAPACITANCE/INDUCTANCE METER



DIGITAL LCR METER measures inductance, capacitance and resistance. At Last! An LCR meter that everyone can afford. Now you can measure coils, transformers, chokes from 1µH to 200H. Capacitors from .1 pfd to 200 mfd and resistors from .1 ohms to 20 meg ohms. All in one hand held instrument.

MODEL LCR-1801 ..... \$119.95

## VERNIER DIALS



1-1/2" Diameter 0-10 Marking \$8.25  
1-1/2" Diameter 0-100 Marking \$9.25  
2" Diameter 0-100 Marking \$10.25

## SIGNETICS NE602AN



Balanced Mixer/OSC. Popular IC among experimenters for building DC and super-het receivers

\$2.49 ..... BUY 3 OR MORE ... \$2.25

## SHORTWAVE CONVERTER KIT



Bring some interest to those long commutes to and from work, this shortwave converter is the ticket. The SC-1 converter brings the sounds of the world right into your car radio or home stereo (set to AM broadcast band). Front panel push switch lets you choose between regular AM radio between any two bands of interest, each 1 MHz wide. Set one range for daytime frequencies and one for night time when propagation is different, choose any two frequencies between 3 and 22 MHz. Frequencies are tuned on your AM radio, making it easy to log stations or set presets. Built-in antenna switch automatically switches existing AM antenna to either the radio or converter, making hook-up easy. A handsome matching case and knob set puts the finishing touches on your kit.

SC-1 ..... CONVERTER KIT ..... \$27.95  
CSC ..... MATCHING CASE SET ..... \$12.95

## SIGNAL INJECTOR/TRACER KIT

This handy tester is both a signal generator and receiver. As a generator use it to check out an amplifier, stage by stage. Also tests AM radio IF and RF stages. As a receiver you can pin point where a defective part exists. Will transmit and receive simultaneously.



\$18.95

## LOGIC PROBE KIT

Hand held Digital Logic Probe provides convenient and precise use in the measurement of logic circuits. It displays logic levels (high or low), pulses and voltage transients down to 300 nanoseconds. High intensity LED readouts provide instant response to the logic state.



\$18.95

## LINEAR IC'S

NE555	.25
NE564	1.75
LM733N	.65
LM741	.30
UA7805	.39
UA7812	.39
UA7912	.75
LM317T	.69
CA3126E	1.60
CD22402E	9.95

## TRANSISTORS

PN2222A	.10
2N2222A	.32
2N3055	.69
2N3553	2.75
2N3563	.40
2N3866	1.05
2N3904	.10
2N3906	.10
2N4401	.15
MPF102	.49

## AIRCRAFT RECEIVER KIT

... puts you in the pilots seat!!



Tune into the exciting world of aviation. Listen to airlines, big business corporate jets, hot-shot military pilots, local private pilots, control towers, approach and departure radar control and other interesting and fascinating air-band communications. You'll hear planes up to a hundred miles away as well as all local traffic. The AR-1 features a smooth varactor tuning of the entire air band from 118 to 136 MHz, effective AGC, superheterodyne circuitry, squelch, convenient 9 volt operation and plenty of speaker volume. Don't forget to add our matching case and knob set for a fine looking project you'll love to show. Our detailed instruction manual makes the AR-1 an ideal introduction to two life-long fascinating hobbies at once - electronics and aviation!


AR-1 ..... AIRCRAFT RADIO KIT ..... \$24.95  
C-AR ..... CASE SET FOR AR-1 ..... \$12.95

## LEARN COMPUTER THEORY BY BUILDING THIS KIT

### DIGITAL TRAINER MODEL MM-8000

Starting from scratch you build a complete computer system. Our Micro Master trainer teaches you to write into RAMs, ROMs and run a 8085 microprocessor. You will write the initial instructions to tell the 8085 processor to get started and store these instructions in permanent memory in a 2816 EPROM. Teaches you all about input and output ports, computer timers. Build your own keyboard and learn how to scan keyboard and display. No previous computer knowledge required. Simple easy to understand instruction teaches you to write in machine language. Upon completion of this course you will be proficient in computer technology.

- Uses the 8085 Microprocessor
- Uses the 2816 EPROM, electrically erasable programmable ROM
- Uses the 8156C, 2048 Bit static MOS RAM with I/O ports and timer
- Memory expandable option
- Built in 5V power supply
- 28 key keyboard
- Complete with lesson manual, instructions and experiments



\$119.95

## TO ORDER

Call 1-800-866-6626 ORDERS ONLY  
(Catalog requests can not be taken on toll free number.)

8 a.m. - 5 p.m. EST  
Monday through Friday



OR WRITE TO:  
Ocean State Electronics,  
P.O. Box 1458, Westerly, R.I. 02891

OR FAX TO: CATALOG REQUESTS  
(401) 596-3590 (401) 596-3080

If paying by CREDIT CARD include Card No. and Expiration Date  
Mail in orders please include \$4.50 shipping ALASKA & HAWAII \$9.00  
CANADA \$7.00 - OVERSEAS \$12.00  
Minimum order \$10.00 (before shipping)  
R. I. Residents add 7% Sales Tax

ORDERS RECEIVED BY 1:00 PM EST — SHIP SAME DAY! FREE SHIPPING ON ALL MAIL IN ORDERS OVER \$50.00.  
NOT VALID WHEN COMBINED W/CAT. ORDERS.  
Applies to UPS Ground in Continental U.S. Only.  
Catalog FREE to US Customers.

Canada, Please send \$2.00 (American funds or US stamps).  
Overseas, Please send \$3.00 (American funds or US stamps).

## THE FORREST MIMS ENGINEERS NOTEBOOK

Forrest Mims  
This newly-revised edition contains hundreds of proven, tested circuits—hand-drawn by Forrest—using today's most popular linear, TTL, and CMOS ICs. Forrest gives you full data for each device and circuit—pin numbers, logic tables, supply voltages, and signal waveforms—so you can quickly duplicate each circuit. There is also practical information on construction methods, troubleshooting, and interfacing different IC families. If you work with ICs you gotta get this book!

25941 ..... \$14.95

## MULTIVOLTAGE AC ADAPTER

Rated 500MA  
Input 117VAC  
Output 3V, 4.5V, 6V,  
7.5V, 9V, 12V DC  
Polarity switch  
Universal plug



\$5.95

## RECTIFIER DIODES

1N4001	.09
1N4002	.09
1N4003	.10
1N4004	.10
1N4005	.12
1N4006	.15
1N4007	.17
1N5400	.20
1N5401	.20
1N5402	.20
1N5404	.25
1N5406	.25
1N5407	.25
1N5408	.25

## COPPER CLAD PC BOARDS

One oz. copper, phenolic base.

7" x 5" ..... SINGLE SIDED ..... \$1.50  
3 1/4" x 6 1/2" DOUBLE SIDED ..... \$1.25

CIRCLE 260 ON FREE INFORMATION CARD



# ALFA ELECTRONICS

HIGH QUALITY TEST EQUIPMENT  
BEST PRICE



## DMM 89 \$199.95

**Most Advanced DMM**  
All Purpose & Communication  
-80.7 to 81.4 dBm with 4Ω -1200Ω  
20 reference impedances  
True RMS  
Frequency counter: 0.01Hz-10MHz  
Capacitance: 1pF-50,000μF  
Measure AC volt to 20kHz  
5000 counts, 0.1% accuracy  
Auto/manual range, fast bar graph  
Min/Max/Ave/DH/Relative/Zoom  
Auto power off  
Input warning  
Splash proof  
Volt, amp, ohm, logic, diode, continuity  
Ruggedized case  
Rubber holster included



## DMM 2360 \$119.95

**DMM+LCR Meter**  
**Very Versatile DMM**  
Inductance: 1μH-40H  
Capacitance: 1pF-40μF  
Frequency: 1Hz - 4MHz  
Temperature: -40-302 °F  
TTL Logic Test: 20MHz  
Diode, Continuity  
Volt, Amp, Ohm  
3999 count display  
Peak Hold  
Auto power off  
Ruggedized case.  
Rubber Holster \$8.00  
Temperature probe \$7.00



## DMM 21 \$74.95

Inductance: 1μH-40H  
Capacitance: 1pF-200 F  
Frequency: 1Hz-1MHz  
Volt, amp, ohm, diode, continuity  
3999 count display  
TTL logic, HFE  
Peak hold  
Ruggedized case  
Rubber holster \$8.00

Full line of DMMs, economy, compact, ruggedized, solar cell, automotive, heavy duty, industrial, starts from \$15.95

**Fluke Multimeter**  
Fluke 12 \$84.95  
Holster C-10 \$10  
Fluke 70 II \$67.5  
Fluke 73 II \$94  
Fluke 75 II \$129  
Holster C-70 \$16  
Fluke 77 II \$149  
Fluke 79 II \$169  
Fluke 29 II \$169  
Fluke 83 \$225  
Fluke 85 \$259  
Fluke 87 \$287  
Fluke 97  
Scope Meter \$1785




## LCR Meter 131D \$229.95

**Most Advanced LCR**  
Dual display: L/Q or C/D  
Inductance: 0.1μH-1000H  
Capacitance: 0.1pF-10,000μF  
Impedance: 1mΩ-10MΩ  
0.7% basic accuracy  
Dissipation factor & Q factor  
Series & parallel mode  
Relative mode for comparison  
and to remove parasitics  
Statistics, tolerance,  
Best for design, incoming  
testing & production  
SMD and chip component  
test probe \$25.00



## LCR Meter 814 \$189.95


**Best Resolution LCR**  
Inductance: 0.1μH-200H  
Capacitance: 0.1pF-20,000μF  
Resistance: 1mΩ-20MΩ  
1% basic accuracy  
Dissipation factor indicates leakage  
in capacitor and Q factor in inductor  
Zero adjustment to reduce parasitics  
from test fixture  
Best for high frequency RF  
and surface mount components.  
SMD and chip component test probe  
\$25.00, Deluxe carrying  
case \$5.00



## Frequency Counter FC-1200 \$129.95

Frequency: 0.1Hz-1.25GHz  
Display: 8 digit LCD  
Period: 0.1μs-0.1s  
Records Max/Min/Average  
Data hold, relative mode  
Telescoping antenna \$8.00  
Deluxe case \$5.00

Also Available:  
AC/DC clamp meter, Light meter,  
Thermometer, pH meter, High  
voltage probe, Digital caliper,  
Anemometer, Electronic scale,  
Force gauge, Tachometer  
Stroboscope, Humidity & EMF  
adapter, Sound level meter,  
Frequency counter, SWR/field  
strength/power meter, Dip meter




## 20 MHz Oscilloscope with Delay Sweep PS-205 \$429.95

Dual Trace, Component test. 6" CRT, X-Y Operation, TV Sync, Z-Modulation, CH2 Output, Graticule illum, 2 probes each has x1, x10 switch. Best price with delay sweep.  
PS-200 20 MHz DUAL TRACE \$339.95  
PS-400 40 MHz DUAL TRACE \$494.95  
PS-405 40 MHz DELAY SWEEP \$569.95  
PS-605 60 MHz DELAY SWEEP \$769.95  
Scope Probe: 60MHz x1, x10 \$13, 100MHz x1, x10 \$22


## 20 MHz Digital Storage Oscilloscope DS-203 \$729.95

Switchable between digital and analog modes  
2 K word per channel storage  
Sampling rate: 10 M sample/sec  
8 bit vertical resolution (25 Lere/div)  
Expanded Timebase 10ms/div - 0.5 s/div.  
Refresh, Roll, Save all, Save CH2, Pre-Trig  
Plotter Control  
250MHz x1, x10 \$29, 250MHz x100 \$39




## DC Power Supply PS-303 \$159.00

**0-30 VDC, 0-3A output**  
Constant voltage & constant current mode  
0.02% + 2mV line regulation  
0.02% + 3mV load regulation  
1 mVrms noise and ripple  
Short circuit and overload protected  
PS-8200 with digital voltmeter \$179.00  
Also available: 30V/5A, 60V/3A, 60V/5A  
16V/10A, 30V/10A



## DC Power Supply Triple Output PS-8202 \$499.95

Two 0-30 VDC, 0-3A outputs  
One fixed 5VDC, 3A output  
Capable of independent or tracking operation  
Constant voltage and constant current mode  
Four digital meters for volt and current display  
Excellent regulation and low ripple  
Short circuit and overload protected  
Also available: 30V/5A, 60V/3A, 60V/5A  
Dual tracking 30V/3A, 30V/5A, 60V/3A, 60V/5A



## RF SIGNAL GENERATOR SG-4160B \$119.00

100 kHz-150MHz sinewave in 8 ranges  
RF Output 100mVrms to 35 MHz  
Internal 1kHz, External 50Hz-20kHz  
AM modulation  
Audio output 1 kHz, 1 Vrms

## AUDIO GENERATOR AG-2601A \$119.00

10Hz - 1MHz in 5 ranges  
Output: 0-8Vrms sinewave  
0-10Vp-p squarewave  
Synchronization: ±3% of oscillation frequency per Vrms  
Output distortion:  
0.05% 500Hz - 50kHz  
0.5% 50Hz - 500kHz  
Output impedance: 600 ohm

## FUNCTION GENERATOR FG-2100A \$169.95

0.2 Hz - 2 MHz in 7 ranges  
Sine, square, triangle, pulse and ramp  
Output: 5mV-20Vp-p  
1% distortion, DC offset ± 10V  
VCF: 0-10V control frequency to 1000:1



## RF SIGNAL GEN./COUNTER SG-4162 AD \$229.95

Generates RF signal same as SG-4160B  
Frequency counter 1Hz - 150 MHz for internal and external source  
Sensitivity <50mV

## AUDIO GEN./COUNTER AG-2603AD \$229.95

Generates audio signal same as AG-2601A  
Frequency counter 1Hz-150MHz for internal and external sources  
Sensitivity <50mV

## FUNCTION GEN/COUNTER FG-2102AD \$229.95

Generates signal same as FG-2100A  
Frequency counter 4 digits  
Feature TTL and CMOS output

## SWEEP FUNCTION GEN./COUNTER \$329.95

0.5Hz to 5 MHz in 7 ranges  
Sweep: Linear 10:1/Log 10:1 20ms to 2s  
AM Modulation  
Gated Burst, Voltage Control Generator  
Generator Control Voltage & 8 digit counter  
1Hz-10MHz for internal & external sources

**ALFA ELECTRONICS**

741 Alexander Rd., Princeton, NJ 08540

(800) 526-2532/(609) 520-2002

FAX: (609) 520-2007

Visa, Master Card, American Express. COD. Purchase Order Welcome

15 DAY MONEY BACK GUARANTEE. 1 YEAR WARRANTY.

CALL OR WRITE FOR FREE CATALOG AND BEST OFFER.

CIRCLE 213 ON FREE INFORMATION CARD



### 100 MHz Cursor Readout Scope 4 ch, 8 traces OS-6101 \$1,499.95



- \* 4 independent channels, 8 traces
- \* Time/Voltage cursor measurement
- \* ALT triggering function for 4 ch
- \* Sweeps to 2ns/div, Delayed Sweep
- \* TV Sync., Ch. 1 output, Z-axis input
- \* 2 probes(x1, x10)

### 100 MHz Scope, 4ch. 8 traces Best value all purpose scope OS-6100B \$1,329.95



- \* 4 channels, 8 traces
- \* High sensitivity 500µV/div
- \* Sweeps to 2ns/div, Delayed sweep
- \* 20 kV accelerating voltage
- \* TV sync., Z-axis input
- \* A and B gate output
- \* Best price 100 MHz scope
- \* 2 probes(x1, x10)

### 50 MHz Triggering Oscilloscope OS-653 \$699.95



- \* Dual Channel
- \* Hold Off Function
- \* Delayed Sweep
- \* Built-in Delay Line
- \* TV Sync
- \* ALT Triggering
- \* High sensitivity 1 mV/div
- \* Trigger level lock function
- \* Z-axis input, CH1 output
- \* 2 probes(x1, x10)

### 20 MHz Oscilloscope OS-622B \$344.95



- \* Dual trace, X-Y operation
- \* TV Sync., Z-axis input, CH 1 output
- \* High sensitivity 1 mV/div
- \* Trigger level lock
- \* 2 probes (x1, x10)

OS-645B - 40 MHz Cursor readout.....	\$ 734.95
OS-625B - 20 MHz Cursor readout.....	\$ 549.95
OS-623B - 20 MHz w/Delayed Sweep.....	\$ 449.95
OS-935 - 5 MHz One channel.....	\$ 209.95

### DC Linear Power Supplies Single Output



- \* Constant voltage and constant current mode
- \* Voltage regulation ≤0.01%
- \* Current regulation ≤0.2%
- \* Low ripple and noise
- \* Overload and reverse polarity protection
- \* Features 2 analog or 1 digital meter(PS series)  
2 analog or 2 digital meters(PR series)

PS-1830 (0-18V, 0-3A).....	\$194.95
PS-1830D: Digital Display.....	\$204.95
PS-1850 (0-18V, 0-5A).....	\$204.95
PS-1850D: Digital Display.....	\$229.95
PS-3225 (0-32V, 0-1.5A).....	\$199.95
PS-3225D: Digital display.....	\$219.95
PS-6010 (0-60V, 0-1A).....	\$199.95
PR-1810H (0-18V, 0-10A).....	\$329.95
PR-3060 (0-30V, 0-6A).....	\$299.95
PR-6030 (0-60V, 0-3A).....	\$299.95
PR-6030D: Digital Display.....	\$399.95

### Triple Output DC Power Supplies



- \* Two variable 0-30VDC, 0-3A outputs
- \* One fixed 5VDC, 3A output
- \* Auto tracking
- \* Auto serial and parallel operation
- \* Constant voltage and constant current mode
- \* Continuous/dynamic load can be selected
- \* Features 4 analog or 2 digital displays

PC-3030 (0-30V, 0-3Ax2).....	\$479.95
PC-3030D: Digital display.....	\$509.95

### Programmable DC Power Supplies



- \* High stability, low drift, 4 digit display
- \* Front/rear output-sense switch selectable
- \* Auto step running w/timer settings
- \* 100 point programmability (PPS series)
- \* 50 point programmability (PPT series)
- \* Auto serial and parallel operation (PPT series)
- \* Auto tracking (PPT series), IEEE-488.2 and SCPI compatible command set (optional)

PPS-1860G (0-18V, 0-6A).....	\$999.95
PPS-3635G (0-36V, 0-3.5A).....	\$999.95
PPS-6020G (0-60V, 0-2A).....	\$999.95
PPT-1830G (0-18V, 0-3Ax2, 0-6V, 0-5A).....	\$1299.95
PPT-3615G (0-36V, 0-1.5Ax2, 0-6V, 0-3A).....	\$1299.95

### Digital Display Function Generator FG-8016G \$239.95



- \* Frequency Range: 0.02Hz to 2MHz
  - \* Three Instruments in one: Function generator, Pulse generator & Frequency counter.
  - \* Sine, Triangle, Square, TTL Pulse and CMOS output
  - \* Built-in 6 digit counter with INT/EXT function
  - \* 1000:1 tuning range
  - \* Variable DC offset control
- FG-8015 Function Generator
- \* 0.02Hz-2MHz (No Counter).....
- FC-8131 Intelligent Counter 1.3GHz..... \$189.95
- FC-8270 Intelligent Counter 2.7GHz..... \$599.95
- UC-2010G Universal Counter..... \$289.95

### Digital Multimeter & C Meter DM-8034(3½ digits) \$179.95



- \* 8 Function, AC/DC voltage, AC/DC current, resistance
  - \* Built-in C meter, diode test and audible continuity check
  - \* High voltage 1000V and 20A range
  - \* 0.5% basic accuracy
- DM-8040 (3½ Digits, True RMS).....
- \* Measures ACV to 50 kHz.....
- DM-8055 (5½ Digits)..... \$339.95
- DM-8055 (5½ Digits)..... \$649.95
- \* 0.006% basic accuracy
  - \* 1µV, 1mΩ, 1nA resolution
  - \* dBm measurement
  - \* Auto range, relative mode, Max/Min
- DM-8055G(5½ Digits, GPIB)..... \$889.95

### Model DM-392 (3½ digits) \$109.95



- \* Auto/Manual ranging (38 ranges)
- \* 42 Segment analog bar graph
- \* Data Hold/Min-Max memory
- \* Relative mode
- \* Auto power off
- \* Overload protection
- \* Audible continuity check /diode test
- \* Capacitance: 1pF-40µF
- \* Frequency: 0.1Hz-1MHz
- \* 20 Amp range
- \* Double high energy fused (1A, 20A)
- \* 0.3% DCV accuracy
- \* AC True RMS (DM-394 only)

DM-351: 3½ Digits w/Continuity, Auto Off.....	\$54.95
DM-352: 3½ Digits, Cap. Freq. hFE, 20 Amp.....	\$79.95
DM-353: 3½ Digits, Cap. Freq. Temp. hFE.....	\$84.95
DM-391: 3½ Digits, Auto, Cap. Freq. Min/Max.....	\$99.95
DM-392: 3½ Digits, Hold, Min/Max 20Amp.....	\$109.95
DM-393: 3½ Digits, Peak, Logic, hFE, Freq.....	\$119.95
DM-394: 3½ Digits, TRMS, Same as DM 392.....	\$129.95

## ALFA ELECTRONICS

741 Alexander Rd., Princeton, NJ 08540

(800) 526-2532/(609) 520-2002

FAX:(609) 520-2007

Visa, Master Card, American Express, COD, Purchase Order Welcome

15 DAY MONEY BACK GUARANTEE. 2 YEAR WARRANTY.

CALL OR WRITE FOR FREE CATALOG AND BEST OFFER.

# NEW!! Laser Radar Detectors \$99.95

## CABLE CONVERTER SPECIALS

	1	5	10+
<b>Jerrold 400 Converter</b> 60 channel refurbished with new transmitter. Fine tuning HRC/STD selectable. 6 month warranty	59.95	49.95	45.00
<b>Hamlin 5000 Converter</b> 64 channel w/fine tune. New transmitter. Channel O & 1 Compatible.	69.95	59.95	55.00
<b>SA-3 Type Decoders</b>	89.95	65.00	50.00



### United Electronic Supply

P.O. Box 1206-NV  
Elgin, IL 60121

708-697-0600


No Illinois Sales



Hours: Mon - Fri: 8:30 — 5:00 pm CST

24 Hour Answering Machine for orders

CIRCLE 277 ON FREE INFORMATION CARD



## CABLE TV Converters & Descramblers

*Compatible with*  
**Jerrold, Scientific Atlanta,  
Pioneer, Oak, & Hamlin  
Equipment**

**BRAND NEW!**

**90-DAY GUARANTEE**

**LOWEST PRICES**

*Volume Control & Parental Lockout Available*

**Greenleaf Electronics**

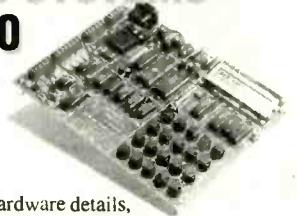
**1-800-742-2567**

**NO ILLINOIS SALES**

It is not the intent of Greenleaf Electronics to defraud any pay television operator and we will not assist any company or individual in doing the same.

## Learn MICROCONTROLLERS and EMBEDDED SYSTEMS with the AES-10

The AES-10... a complete learning system, a complete embedded control system. Extensive manuals guide you through your 8051 development project. Assembly, BASIC, and C programming. All hardware details, complete schematics. Learn to program the LCD, keypad, digital and analog I/Os for your applications.



### 80C32 Computer/Microcontroller board with:

- 32K ROM, 32K RAM
- 2 by 16 Liquid Crystal Display
- 4 by 5 Keypad
- Digital, A/D, D/A, and PWM, I/O
- Built in Logic Probe
- Power supply, (can also be battery operated)
- Extended AES BASIC and AES Monitor in ROM  
Built-in routines for LCD, Keypad, A/D, D/A and Digital I/O ports  
See 80C32 registers while you Step  
See all memory locations and data on LCD  
See memory contents in dec, hex, and binary
- RS-232 cable to connect to PC for programming
- 8051/52 DOS Cross Assembler
- Program disks with well documented examples
- User's Manual, Language Manual, and Text

**AES**  
Advanced Educational Systems

1407 North Batavia Street, Orange, California 92667, USA

\$365, Money Back Guarantee

Free Brochure, M/C Visa

800 - 730-3232

714 - 744-0981

Fax 714 - 744-2693



# Satellite Television

Order Your **FREE** Catalog/Buyers Guide Today!



The World Supplier of Satellite T.V. Products. . . "Down To Earth Prices"

**New Powerful Satellites  
= Smaller Dishes  
Smaller Dish = Less \$\$\$**

## KU-BAND SYSTEM

Package **INCLUDES** all of this:

- 3ft Quality alum dish
- Pansat BR 1100 Receiver
- Polar tracking mount
- Polarity switching feed
- Low Temperature LNB
- 100ft All in one ribbon cable
- Site data coordinate sheet

**\*Complete System  
Only \$499**

## C-BAND SYSTEM

Package **INCLUDES** all of this:

- 7ft ORBITRON mesh dish
- uniden 4400 IRD
- Polar tracking mount and motorized arm
- Chaparral Polarity switching feed
- 25° Low Temperature LNB
- 100ft All in one ribbon cable
- Optional Decoder module

**\*Complete System  
Only \$859**

\*All you need to supply is ground pole to mount dish on. (3.5" O.D.)



**Satellite Analysis and Antenna Aiming Software**

An extremely valuable tool for designing and installing TVRO's, tailored for ease of use by professionals and dealers as well as by technically orientated TVRO owners. Demonstrates how changing parameters such as dish size or LNB noise temperature affect picture quality. The program performs both TVRO system analysis and antenna aiming. The analysis subcomponent, is especially useful for predicting performance when viewing signals from a particularly weak satellite. The aiming subcomponent calculates azimuth and elevation angles and range to all satellites within "view" of a TVRO. The names and latitudes of all world-wide C and Ku-band broadcast satellites, presently in service or to be launched by 1995, are listed. The user simply enters TVRO site latitude and longitude.

5.25" disk ..... \$49.95  
3.5" disk ..... \$49.95



**SATELLITE SYSTEM DO-IT-YOURSELF INSTALLATION VIDEO**

**"Now You Can Watch It Being Done"**

Install or "Tune up" your satellite system in no time flat with this professional video.  
VHS or Beta (45 Min.) ..... \$33.95



Pico dish Tuning Meter



Bulz-I-Tuning Meter Now with audio alert



**TUNE YOUR DISH TO IT'S MAXIMUM!**

Dish tuning meters are a must for the serious dealer or satellite system owner. Saves time, frustration and money. Use when installing a new system, moving your dish, re-alignment of a dish that has been moved by wind, frost heaves etc., gets you right on the satellite belt for the best possible pictures!

Pico meter (meter tuning) ..... \$89.95  
Bulz-I-IV meter (meter & audio alert) ..... 154.95




**LNBs  
New Lower Temp's**

*Hemt Technology Commercial Grade*

35° LNB C-band 4GHz ..... \$ 79  
25° LNB " " ..... 95

0.9db LNB Ku-band 12GHz ..... \$ 89  
0.7db LNB " " ..... 99  
0.6db LNB " " ..... 119



**MESH DISHES by ORBITRON**

*Quality Demonstrated by Performance*

Orbitron antennas ("size for size") are known the world over for their superior reception and picture quality.

dish & polar tracking mount ..... \$259  
7ft " " " " ..... 319  
8.5ft " " " " ..... 369  
10ft " " " " ..... 449  
10ft H.D. " " " " ..... 649  
12ft " " " " ..... 649

All Major Credit Cards Accepted

**Skyvision Inc.®**

1046 Frontier Drive, Fergus Falls, MN 56537 - Toll Free 800-334-6455  
Mail in coupon or call today for the SKYVISION Satellite TV Product Catalog/Buyers Guide Delivered free to your mail box in U.S. and its possessions.

Send Free Domestic Satellite TV Products Catalog

Send International Satellite Catalog (For International Catalog add \$8.00 to cover S&H)

Name SATISFACTION Phone ( ) \_\_\_\_\_

Address \_\_\_\_\_

City \_\_\_\_\_ State \_\_\_\_\_ Zip \_\_\_\_\_

**Install A System, Upgrade & Repair Yourself And Save \$\$\$\$**

Call Toll Free 800-334-6455 International 1-218 -739-5231 Fax 218-739-4879

CIRCLE 270 ON FREE INFORMATION CARD


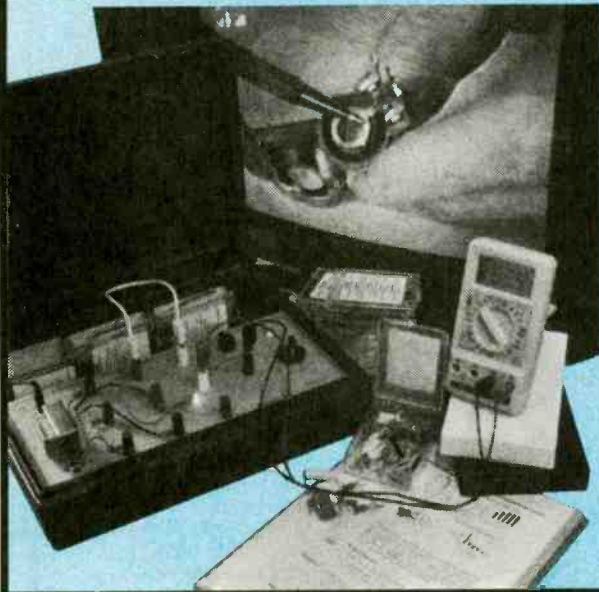


# You Can Master Electronics!

*Vital Knowledge--Act Now!*



- Choose hands-on or video based learning
- Individual courses from \$49.95
- Three course, hands-on package only \$339.95



Gain vital, practical skills for today's high-tech world, and have fun doing it. Demax® courses are based on experiments and demos. No hard math, no boring programmed learning! *Mastering the Digital Multimaster, Direct Current, Alternating Current and Electromagnetics* give you key knowledge, used everywhere from house wiring to space vehicles.

### FREE INFORMATION

Demax Corporation, P.O. Box 946, Benton Harbor, MI 49022

**(800)-79DEMAX**

Fax: (616) 428-7411

CIRCLE 145 ON FREE INFORMATION CARD



5451 North Broadway Ave.  
Chicago, Illinois 60640


(312) 271 - 9510 • Fax (312) 271-9733

## PRINTED CIRCUIT BOARD MANUFACTURERS

- SINGLE-SIDED, DOUBLE-SIDED, MULTI-LAYER(4-8 LAYERS) AND FLEXIBLE PCB PRODUCTION
  - PREMIUM DELIVERY AVAILABLE  
24 HR SERVICE ON SS & DS  
72 HR SERVICE ON MULTI-LAYER
  - ARTWORK GENERATION/EDITING
    - PHOTOPLOTTING SERVICES
    - 24 HR. MODEM(19,200 BAUDE)
- FOR QUICK & COMPETITIVE PRICING,  
OR MORE INFORMATION,  
PLEASE CALL US TODAY!

**QUALITY IS OUR  
CAPITAL CONCERN**

## NOW YOU CAN "SEE" INVISIBLE FIELDS AND AVOID THEM



Most homes and offices have hot spots with strong artificial electro-magnetic fields, where chronic exposure may cause mental or physical problems. Even the EPA names these fields as suspected carcinogens. You can reduce your risk by avoiding these high-field areas.

The *TriField™* meter detects *far more* of these fields than any other electromagnetic pollution meter. It's the only one that independently reads AC electric fields, AC magnetic fields, and radio/microwaves. It also reads field strengths in *all directions simultaneously*. Every other meter that sells for under \$500 reads only magnetic and only in one direction—they can entirely miss a magnetic field unless pointed correctly and are blind to radio/microwaves and electric fields, both of which cause biological effects.

The *TriField™* meter reads all three types of fields numerically and with a **SAFE/BORDERLINE/HIGH SCALE**, weighted proportional to effect on the body. Thresholds are based on epidemiological and laboratory studies. (While no *absolute* hazard thresholds have been established, reduction of *relative* exposure is prudent.)

The *TriField™* meter comes ready-to-use with battery, instructions, and one-year limited warranty. The cost is \$144.50 postpaid.

AlphaLab, Inc. / 1280 South Third West / Salt Lake City, UT 84101-3049  
For literature and information, call (503) 543-6545



# TIMELINE INC.

Over 7 years and 22,000 customers and still growing.

## LIQUID CRYSTAL DISPLAYS

### Alphanumeric—parallel Interface

16 x 1	3 for \$25.00	16 x 2	\$8.00
20 x 2	\$12.00	24 x 2	\$12.00
20 x 4	\$25.00	40 x 2	2 for \$25.00
32 x 4	\$20.00	4 x 2	\$5.00
40 x 4	\$25.00		

5V power required • Built in C-MOS LCD driver & controller • Easy "Microprocessor" interface • 96 ASCII character generator • Certain models are backlit, call for more info.

### Graphic and alphanumeric—serial interface

Size	Mfr.	Price
640 x 480	Epson	\$50.00
640 x 400 (backlit)	Panasonic	\$35.00
640 x 200	Toshiba	\$19.00
480 x 128	Hitachi	\$15.00
256 x 128	Epson	\$35.00
240 x 128 (backlit)	Optrex	\$20.00
160 x 128	Optrex	\$15.00

## LASER PRODUCTS

**HeNe Laser Tube** (10Mw max. output) TEM00, 15.5" long MFD: NEC **\$99.<sup>00</sup>**  
**Laser Power Supply** (for HeNe tube) **\$100.<sup>00</sup>**

**LASER SCANNER ASSEMBLY \$39.<sup>00</sup>**  
 Assembly intended for a laser printer. Includes laser diode, polygon motor (6 sided) and misc. optics and lenses.

**LASER DIODE (5mW) with collimator \$20.<sup>00</sup>**

**LASER DIODE: Sharp part#: LT022MC**  
 5mW at 780 nm. single transverse mode **\$10.<sup>00</sup>**

## NETWORK

**IRMA BOARD 8 bit \$99.<sup>00</sup>**

Links 3270 mainframe systems to IBM PC

**Proton ProNet-4 Model p1347 Token Ring Board \$79.<sup>00</sup>**

16 bit • 4 Mbps • IEEE 802.2 and 802.5 compatible • twisted pair • interoperable with IBM Token Ring network

## POS & BAR CODE

**MAGNETIC CARD READER \$25.<sup>00</sup>**

Includes: • 20 character dot matrix display with full alpha-numeric capability • keypad with full alpha-numeric entry • separate 7.5 VDC/0.5 Amp power supply • standard telephone interface extension cord • lithium battery and flat-cone speaker.

**HP bar code wand (HBCS 2300).....\$35.00**

## POWER SUPPLIES

**73 WATT SWITCHING \$15.00 or 2 @ \$25.00,** (2) 4 pin power connectors attached • 115/230 Volt, Dim: 8.5" L x 4.5" W x 2" H • Output: +5V @ 2-9.75 A, +12V @ 0-1.5 A, -5V @ 0-0.4 A, -12V @ 0-0.5 A

**68 WATT SWITCHING \$12.00 or 2 for \$20.00,** 115/230 Volt, Dim: 5.5" L x 3.2" W x 1.7" H • Output: 5V @ 4 A, 12V @ 4 A

## COMPUTER PERIPHERALS

### FLOPPY DRIVES

360K for \$25.00 • 720K for \$35.00

1.2Mb for \$50.00 • 1.44Mb for \$50.00

5.25" bracket for 720K or 1.44Mb drives \$7 extra

101 key XT keyboard.....\$19.00  
 AT Hard Drive Controller (Up to 12 Mhz only).....\$10.00

**NEC N9630-P 9600 bps External Modem \$109.<sup>00</sup>**

Hayes compatible • Full duplex asynchronous or synchronous operation • Dial up (voice) or lease line operation • Follows the V.32 standard • Automatic fallback to 4800 bps • Built in error correction (can be enabled or disabled) • Seven (7) mode of operation LED indicators • Seven (7) interface LED indicators • Two (2) signal quality LEDs • Eight (8) Character message display

## MISCELLANEOUS

**ADAPTEC 4070A (RL) OR 4000A (MFM) SCSI Controller, your choice \$60.<sup>00</sup>**

**IBM 370 option XT and AT emulation boards \$50.00**

23605 TELO Ave, Torrance, CA 90505  
 Order desk only: USA: (800) 872-8878 CA: (800) 223-9977  
 LA & Technical info: (310) 784-5488 Fax: (310) 784-7590  
**OEM INQUIRIES WELCOME**

Minimum Order: \$20.00. Minimum shipping and handling charge \$5.00. We accept cashiers checks, MC or VISA. No personal checks or COD's. CA residents add 8.25% sales tax. We are not responsible for typographical errors. All merchandise subject to prior sale. Phone orders welcome. Foreign orders require special handling. Prices subject to change without notice. 20% restocking fee for returned orders.

## MONITORS

### Non-Enclosed TTL

Comes with pinout. 12V at 1.4 Amp input. Horizontal frequency 15 KHz. Ability to do 40 and 80 column.

**5 inch Black & White.....\$35.00**

**7 inch Amber.....\$39.00**

**9 inch Amber.....\$29.95**

**12" Green or B & W.....\$19.95**

### Enclosed

9" Green BNC composite 115V/230V.....\$79.00

12" White BNC composite 24V.....\$99.00

Mfr.: Electrohome • For Very High Quality Medical and Industrial Applications

## 5" COLOR MONITOR \$69.<sup>00</sup>

• Flat Faceplate • 320 x 200 Dot Resolution • CGA & Hercules Compatible


• 12 VDC Operation • 15.75 KHz Horiz. Freq.

• 60 Hz Vert. Sync. Freq.

• Open Frame Construction

• Standard Interface Connector

• Degaussing Coil Included • Mfg.: Samtron



## CHARGE COUPLED DEVICES

### MATRIX TYPE



**"The Spy In The Sky" \$49.<sup>00</sup>**

Sony CCD Imager - designed for black and white composite video cameras. Picture elements: 384 (H) x 491 (V)

Chip size 10.7 (H) x 9.3 (V) mm<sup>2</sup> • Unit cell size 23.0 (H) x 13.4 (V) um<sup>2</sup> • Ceramic 24 pin DIP package. • Mfr: Sony, Part# 016AL

### LINEAR TYPE

4096 element CCD \$29.00

2048 element CCD \$15.00 • 1728 element CCD \$15.00

## HACKER CORNER

**386SX-25 All in one motherboard \$99.<sup>00</sup>**

Great for embedded applications

Includes: Intel 386SX-25 CPU • Built in IDE & floppy controller (cables included) • Built in VGA with 512K video RAM onboard (expandable to 1 Mb) (Will support up to 1280x1024) • 2 serial, 1 parallel port • Mouse and keyboard port (PS2 style) • Award Bios, Real Time Clock • Memory upgradeable to 16 Mb. (0 K on board) • VLSI chip set • Socket for 80387-SX co-processor • Note: there is one 16 bit bus slot on unit • Size: 9 3/4" x 8" • Utility & driver diskettes included

## Portable Micro Terminal

Flip up LCD display (9-16 VDC) • Can communicate with any computer having RS 232 port • Can communicate with another Microterminal • Use by itself as electronic notebook • Onboard microprocessor, data RAM (32K) and Video RAM (64K) • Complex built in diagnostics and set up capabilities. • Original intention for POS applications. • display size 40x16 (256 x 128 pixels.) Dimensions: 6.3" W, 11" L, 2" H. (With LCD up height is 7.1") **\$99.<sup>00</sup>**  
 or 2 for \$149.<sup>00</sup>



**All in one 286 board \$49.<sup>00</sup>**

Includes: • 286-12Mhz CPU (1 wait state) • Built in IDE & floppy controller • 80287 math coprocessor • FASTI on board SVGA with 256K RAM • 2 serial ports, 1 printer port, mouse port • EMS-LIM ver 4.0 memory & shadow RAM support • Up to 8 mb memory (256K or 1 Mb SIMMS) • Comes with 0K on board • On board speaker • REAL TIME CLOCK • Phoenix BIOS • Note: There is one long non standard bus connector on board

# EARN MORE MONEY!

## Be an FCC LICENSED ELECTRONIC TECHNICIAN!



No costly school. No commuting to class. The Original Home-Study course prepares you for the "FCC Commercial Radiotelephone License." This valuable license is your professional "ticket" to thousands of exciting jobs in Communications, Radio-TV, Microwave, Maritime, Radar, Avionics and more...even start your own business! You don't need a college degree to qualify, but you do need an FCC License.

**No Need to Quit Your Job or Go To School**  
This proven course is easy, fast and low cost! **GUARANTEED PASS**—You get your FCC License or money refunded. **Send for FREE facts now. MAIL COUPON TODAY!**

### COMMAND PRODUCTIONS


FCC LICENSE TRAINING, Dept. 210  
P.O. Box 2824, San Francisco, CA 94126  
Please rush FREE details immediately!

NAME \_\_\_\_\_  
ADDRESS \_\_\_\_\_  
CITY \_\_\_\_\_ STATE \_\_\_\_\_ ZIP \_\_\_\_\_

**WILLIAM** Electronic Supply Company  
**UNBEATABLE VALUES**

### Protek Oscilloscopes

**20MHz Dual Trace with Cursors & Readout**



MODEL P2620

- Cursor Measurement: Voltage Difference, Time Difference, Frequency, Duty Cycle, Phase Shift.
- 6" Rectangular CRT.
- Ch 1 Output
- TV-V, TV-H.
- Includes two 10.1 probes.
- Two year limited warranty.

REG. \$~~860~~00 NOW \$499<sup>00</sup>

### Combination Analog/Digital Storage Oscilloscope Plus R232C Interface



MODEL P2820

- 20MHz Analog BW
- 20Ms/sec Sample Rate
- 2 Input Channels
- Cursor measurement
- Self-Test mode.
- 2K record Length.
- CRT with internal graticule.
- Two year limited warranty.

REG. \$~~1490~~00 NOW \$999<sup>00</sup>

WE ACCEPT:



IN U.S. **1-800-438-0102**

**WILLIAM** Electronic Supply Company

1863 Woodbridge Ave.  
Edison, NJ 08817  
Fax: (908) 985-3702

CIRCLE 142 ON FREE INFORMATION CARD



# CABLE EQUIPMENT

Jerrold • Zenith • Oak  
Scientific Atlanta • Pioneer  
& MORE!

OUR PRICES ARE BELOW WHOLESALE!


 **CABLE MASTER**  
1-800-480-9888 TOLL FREE

(No California Sales)

## CONTROL ANYTHING FROM YOUR COMPUTER SERIAL PORT!

**115200 BAUDS SMART BOARDS DO NOT REQUIRE PROGRAMMING!** *The I/O-232 boards understand simple commands, e.g. PRA [Enter] reads Port A. Results are sent back to the computer as an ASCII string allowing the use of PROCOMM, MAC240, or your own programs. In addition to interfacing, the I/O-232 boards have the following embedded functions:*

- All standard Baud rates (300-115KB) supported.
- Bin. Hex or Dec formats.
- 24 I/O lines configurable individually as Inputs or latched Outputs.
- 8 or 10 bits. 10 channels Analog to Digital converter.
- 10-10,000 Hz. 0-100% Pulse Width Modulation output.
- 3 EASY to use stepper motor logic interfaces (Muxable to more).
- Relative resistance or capacitance measurements using an RC network (ideal to read temperatures using a thermistor).



I/O-232-8A ( 8 bit ADC) Assemb. **Only US\$109**  
I/O-232-8K ( 8 bit ADC) Kit. **Only US\$ 89**  
I/O-232-10A (10 bit ADC) Assemb. **Only US\$125**  
I/O-232-10K (10 bit ADC) Kit. **Only US\$ 99**  
Add \$10 for manuals + Shipping & Handling


**ITC MICROCOMPONENTS INC.**

18440-57 Ave, Edmonton AB, T6M 1Y2,  
Canada. Phone & Fax: 1 (403) 486 2377

NTSC  
PAL

## COMPUVIDEO BROADCAST


MADE IN USA



WFM/VECT/SCOPE. COMPOSITE \$1429-1895



WFM/VECT/SCOPE. Y/C-COMP \$1999-2300



COMPONENT WAVEFORM \$1999



SVR-8000  
6-BLACK  
GENERATOR  
\$299



SVR-7000C.  
6-BLACK/TONE  
12-PATTERNS  
2-VIDEO OUT.  
Y/C-OUT. SYNC.  
SUBCARRIER.  
B-Y, R-Y, Y.  
\$1199



SVR-2000A.  
WAVEFORM.  
VECTORSCOPE.  
DESK TOP.  
\$699



SVR-7020A  
6-BLACK/TONE  
SMPTE BARS  
GENERATOR  
\$495



SVR-7000A  
6-BLACK/TONE  
12-PATTERNS.  
2-VIDEO. Y/C.  
SYNC. SC.  
\$699



PocketGen™  
MICRO VIDEO/AUDIO  
TEST PATTERN  
GENERATOR.  
10-PATTERNS, INCLUDING  
SMPTE BARS AND BLACK.  
WORKS MORE THAN 40 HR  
ON 4-AA BATTERIES.  
AC ADAPTER INCLUDED.  
UNIT WEIGHT 7.5 OZ.  
\$299-549



S-VHS.  
DISTRIBUTION  
AMPLIFIER.  
1X10.  
\$499.00



WE OFFER TOP OF THE LINE TEST EQUIPMENT AT UNBEATABLE PRICES.  
FREE TECHNICAL SUPPORT. ONE YEAR WARRANTY INCLUDING PARTS.  
CALL US, WE'RE READY TO FIND THE BEST SOLUTION FOR YOU.



**VIZ Technologies**  
(718) 714-9873


C.O.D.

3861 Oceanview Avenue • Brooklyn, NY 11224

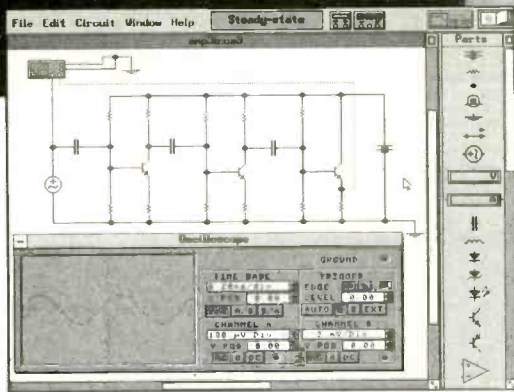
CIRCLE 294 ON FREE INFORMATION CARD

www.americanradiohistory.com

# Design and Verify



Available for DOS,  
Windows and Macintosh



## Analog Module includes:

- complete control over all component values
- ideal and real-world models for active components
- resistors, capacitors, inductors, transformers, relays, diodes, Zener diodes, LEDs, BJTs, opamps, bulbs, fuses, JFETs and MOSFETs
- manual, time-delay, voltage-controlled and current-controlled switches
- independent, voltage-controlled and current-controlled sources
- multimeter
- function generator (1 Hz to 1 GHz)
- dual-trace oscilloscope (1 Hz to 1 GHz)
- Bode plotter (1 mHz to 10 GHz)

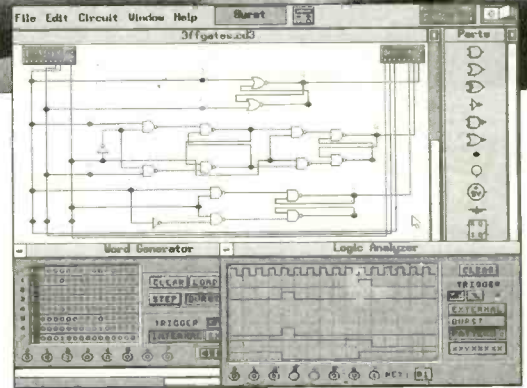
### SYSTEM REQUIREMENTS

MS-DOS version: Requires IBM AT, PS/2 or true compatible with 286 or greater, hard disk, 1 MB RAM, Microsoft-compatible mouse, EGA or VGA display adapter and DOS 3.0 or greater. Supports a math co-processor if available.

Windows version: MS-DOS 5.0 or higher, Microsoft Windows 3.1, 2 MB RAM with suitable pointing device.

Macintosh version: Macintosh Plus or higher, 2 MB RAM, System 6 or 7.

All trademarks are the property of their respective owners.



## Digital Module includes:

- fast simulation of ideal components
- AND, OR, XOR, NOT, NAND and NOR gates
- RS, JK and D flip-flops
- LED probes, half-adders, switches, seven-segment displays
- word generator (16 eight-bit words)
- logic analyzer (eight-channel)
- logic converter (converts among gates, truth table and Boolean representations)

## Electronics Workbench®

*The electronics lab in a computer™*





**TOTAL COST FOR SHIPPING OF ANY ONE, OR AS MANY OF THE FOLLOWING ITEMS BY AIR MAIL IS \$15**



**ALL PRICES ARE IN US DOLLARS**

**LASERCOMS**

Communicate high quality audio or data on an IR laser beam. Circuitry employs FM techniques with a 200KHz carrier. The kit includes two PCBs (transmitter and receiver), all the on-board components, an electret microphone, a speaker, a 5mW-780nm laser diode, a suitable collimating lens, and the instructions. That's everything you need to make a high quality IR laser communications link which has been tested to over 300 metres. An optional relay (12V) makes this unit double up as a perimeter protection system. Relay activates when the beam is broken.


**\$39**

A similar kit which does not include the laser diode and the collimating lens, but is supplied with an IR LED instead, is also available. This kit produces identical results over a much shorter range of 3-4 metres. All that is necessary to demonstrate communications on a light beam, a light beam relay, and "fibre optic" cable communications. Fibre optic cable is not supplied.

**\$23**

12V relay suitable for use with either of the above: \$2 extra.

**PASSIVE NIGHT VIEWER**



This kit is based on a BRAND NEW monocular night vision scope which is completely assembled and requires an EHT power supply. The EHT power supply is provided in kit form, and is easy to build. The scope employs a high gain passive first generation image intensifier tube which is made in Russia. It will produce useful images in sub-moonlight illumination, and can be IR assisted in total darkness.

**\$240**

Available "Ready made" for an additional \$50

**IR BINOCULARS**



High quality helmet mount, ex-military binocular viewer. Will stretch and clip over most military and some lightweight constructors helmets. Note that the helmet is not provided. Self powered by one 1.5V, "C" size battery. Adjustable eyepiece and focus: from 1 metre to infinity. Requires IR illumination. Limited stocks, at a CLEARANCE PRICE OF:

**\$220**

HELMET NOT INCLUDED

**MINIATURE FM TRANSMITTER**



Not a kit, but a very small ready made self contained FM transmitter enclosed in a small black metal case. It is powered by a single small 1.5V silver oxide battery and has an inbuilt electret microphone. Specifications: Tuning range: 88-108MHz; Antenna: Wire antenna - attached; Microphone: Electret condenser; Battery: One 1.5V silver oxide LR44 / G13; Battery life: 60 hours; Weight: 15g; Dimensions: 1.3" X 0.9" X 0.3"

**\$26**

**INFRA RED TUBE AND SUPPLY**



These are the key components needed for making an INFRA RED NIGHT VIEWER. The tubes will convert infra red light into visible light on the phosphor screen. These are prefocussed tubes similar to type 6929. Do not require a focus voltage. All that is needed to make the tube operational is a low current EHT power supply, which we provide in kit form. Draws 20mA from a small 9V battery. INCREDIBLE PRICING:

**\$60**

For the image converter tube and an EHT power supply kit! All that is needed to make a complete IR night viewer is a lens, an eyepiece, a 9V battery, a case and a switch. We may have available some low cost lenses and ready made power supplies to suit.

**INFRA RED FILTER**

A very high quality IR filter and a RUBBER lens cover that would fit over most torches including MAGLITES and convert them to a good source of IR. The filter material withstands high temperatures and produces an output which would not be visible from a few metres away and in total darkness. Suitable for use with passive and active viewers.

**\$11**

For the filter and the rubber lens cover.

**OATLEY ELECTRONICS**

P.O. BOX 89, OATLEY, SYDNEY, NSW, AUSTRALIA 2223

**PHONE ORDERS**

East Coast between 7 pm and 2 am  
West Coast between 4 pm and 11 pm

**011 61 2 5794985**

**FAX ORDERS**


**011 61 2 5707910**

Mastercard - Visacard with Telephone or Fax Orders

International Bank Drafts and Money Orders with Mail Orders  
If possible include contact phone and fax number

**EPROM+ PROGRAMMING SYSTEM NEEDS NO INTERNAL CARD**

EPROMS (24, 28 and 32 pins)  
1702\* 2708, 2758, TMS2716\*  
2716/C16, 2516/32\*/64\* 68764\*  
2732/32A/C32, 2764/64A/C64  
27128/128A/C128, 27256/C256  
27512/CS12, 27513\*/C011\*  
27C010, 27C1001, 27C020  
27C2001, 27C040, 27C4001  
40 PIN EPROMS\* L2 & 4 MEG  
27C1024, 27C2048, 27C4096  
27C210, 27C220, 27C240  
FLASH EPROMS  
28F256/512/010/020  
29CXXX, 29FXXX



EEPROMS & NVRAMS  
2804/16A/C16/17A, 2864/C64  
28256/C256, 28C010, X2210/12  
SERIAL EPROMS\* (8 PIN)  
2401/02/04/16, 2444, 8572/82/92  
9306/46/56/66, ER1400, M58657  
MICRO CONTROLLERS\*  
8741/42/48/49, 8751/C51/C52  
87C5XX, 87C6XX, 87C751/2  
68705, 68HC705, PIC16C5X  
BIPOLAR PROMS\*  
82SXXX, 74SXXX (16-24 PIN)  
\*ADAPTER REQUIRED  
Diagrams included with manual  
Assembled adapters are available

CONNECTS TO YOUR IBM OR COMPATIBLE DESKTOP, LAPTOP OR NOTEBOOK VIA THE

**PARALLEL PRINTER PORT**

-SMALL, RUGGED PROGRAMMING UNIT (8"X7"X3") WITH COVER AND CARRY HANDLE  
-EXPANDABLE DESIGN SUPPORTS OVER 500 CHIPS PLUS ADAPTS TO NEW DEVICES  
-AUTOMATICALLY SETS PROGRAMMING VOLTAGE - NO PERSONALITY MODULES  
-READS AND CONVERTS INTEL HEX, MOTOROLA S-RECORD AND BINARY FILES  
-HARDWARE PROTECTED AGAINST DEFECTIVE AND INCORRECTLY INSERTED DEVICES  
-APPROVED PROGRAMMING ALGORITHMS - MOST DEVICES PROGRAM IN UNDER 60 SEC.

**EASY-TO-USE SYSTEM SOFTWARE**

- READ
- PROGRAM
- COPY
- BLANK CHECK
- PROGRAM DEVICE FROM DISK
- SAVE BUFFER TO DISK
- LOAD BUFFER FROM DISK
- BYTE SPLIT/SHUFFLE
- COMPARE DEVICE
- DEVICE CHECKSUM
- INSPECT DEVICE
- SELECT DEVICE TYPE

PLUS AN INTEGRATED FULL SCREEN BUFFER EDITOR WITH 20 COMMANDS

SYSTEM INCLUDES: PROGRAMMING UNIT, POWER PACK CONNECTING CABLE, OPERATION MANUAL & SOFTWARE

**\$289**

MINIATURE 4 CHIP EPROM ERASER WITH TIMER - \$49.00 SOFTWARE SUPPLIED ON BOTH 3 1/2" AND 5 1/4" DISK. OPTIONAL SOFT TRAVEL CASE - \$19.00

TO ORDER SEND CHECK, MONEY ORDER, WRITE OR CALL:



**ANDROMEDA RESEARCH**  
P.O. BOX 222  
MILFORD, OHIO 45150  
(513) 831-9708  
FAX (513) 831-7662



ADD \$8.00 FOR SHIPPING:

ADD \$5.00 FOR C.O.D.

MADE IN THE U.S.A. - WRITE OR CALL FOR MORE INFORMATION OR A DATA SHEET

**DC/CAD**  
introducing...

**THE TERMINATOR**

Super High Density Router  
(Complete with Schematic & PCB EDITOR)

Features the following powerful algorithm & capability:

- Rip - up and Retry
- Pre-routing of SMT components
- Real-Time via minimization
- Real-Time clean up passes
- User defined strategies
- Window 3.0 capability as DOS Task
- 1-mil Autoplacer and Autopanning
- Two-way Gerber and DXF
- Automatic Ground Plane w/ Cross-Hatching
- Complete w/ Schematic & Dolly Libraries
- Optional simulation capability & protected mode for 386 users

Call for  
**DC/CAD - \$95**  
(available for students only)  
normal price range  
**\$295 - \$2500**

\* PCB LAYOUT SERVICE AT LOW COST \*

LEASE PROGRAM & SITE LICENSE AVAILABLE



Design  
Computation

1771 State Highway 34  
Farmingdale, NJ 07727  
(908) 681 - 7700 • (908) 681 - 8733 (FAX)

" DC/CAD . . . The focal point of future CAD market "

CIRCLE 296 ON FREE INFORMATION CARD



# The Best of Yesterday, Today and Tomorrow!



**Fluke 8000A/BU**  
Digital Voltmeter  
\$199

How do you make one of the most popular DVM's ever made even more popular? You lower the price and offer it with the rechargeable battery option! From the lab, to the field, to the automobile, this meter will provide the solution to your meter needs. Built-in battery strength meter, you won't ever get stuck out in the field with weak or dead batteries. Simple, accurate, and easy-to-use, the quality of Fluke is obvious throughout this meter. Provides the most common meter functions used today by offering 36 ranges of AC/DC voltage, plus current and resistance. Basic accuracy is  $\pm 0.1\%$ . Call for other available options.

**Fluke 8022B**  
Digital Multimeter  
\$99



The 8022B is a pocket-size digital multimeter that is ideally suited for application in the field, lab, shop or home. This meter offers all standard VOM measurement functions including AC & DC Volts, Alternating and Direct current, and resistance. Features include a high contrast 3 1/2-digit LCD display, that can be easily read from across the room, no need to worry about bent needles, parallax, etc. Each range has full auto-polarity operation, overrange indication, and effective protection from overloads and transients. Long term calibration stability, 2 years. Easy calibration-low adjustments. DCV: 200 mV to 1000 V 1.s.; ACV: 200 mV to 750 V 1.s. (45 Hz to 450 Hz); AC & DC current: 2 mA to 2000 mA 1.s.; Resistance: 200  $\Omega$  to 20 M $\Omega$  1.s.



**Hewlett Packard 466A**  
AC Amplifier  
\$159

The 466A is a highly stable, low-distortion, wide range amplifier. Excellent for audio, ultrasonic or low RF measuring. Provides gain of 20 dB (x10) or 40 dB (x100) with an accuracy of  $\pm 0.2$  dB at 1000 Hz. Frequency response:  $\pm 0.5$  dB, 10 Hz to 1 MHz down 3 dB; or less at 5 Hz and 2 MHz. Output voltage: 1.5 V rms across 1500  $\Omega$ ; 1 mA maximum. Input impedance of 1 M $\Omega$ .

**Hewlett Packard 5300B/5308A**  
Universal Timer/Counter System  
\$495



The HP 5300B/5308A system provides for frequency, period, period average, time interval, time interval average, latches and ratio measurements. Two inputs are provided and cover the frequency range of DC to 75 MHz. Sensitivity is rated at 25 mV rms (10 MHz) and 50 mV rms to 75 MHz. The display unit provides reference frequency, 8-digit/segment display, counting logic and timing control, an external timebase input is also provided. An exceptional value on this counter system!



**Hewlett Packard 141T/8552B/8553B**  
Spectrum Analyzer  
\$2495

The HP 141T based spectrum analyzer features automatic calibration of frequency and amplitude, high resolution and sensitivity, wide dynamic range, and simple to interpret display output. The 141T mainframe features an easy to read 8 x 10 cm variable persistence CRT with a writing rate from 0.2 sec to 15 sec. Maximum storage time is over 2 hours at reduced brightness. The 8552B/8553B IF and RF sections feature a tuning range from 1 kHz to 110 MHz, with 18 calibrated scan widths from 20 Hz/div to 10 MHz/div in a 1, 2, 5 sequence. Amplitude range is from -140 to 10 dBm. Bandwidths are adjustable from 10 Hz to 300 kHz.

**Tektronix 851 Digital Tester**  
\$249

- Auto ranging DMM with a 4 1/2-digit multimeter, floating inputs and a 500 VDC (350 VAC) max. input
- Auto ranging, 5 digit, 35 MHz universal counter with three inputs and an accuracy of  $\pm 0.005\%$
- Calibrated gated square wave output at 5 kHz
- All three channels feature -30 to +30 V threshold adjustments



**Bell Merit Corporation HP-9060**  
60 MHz X1/X10 Probe  
Factory new passive probe offering X1, X10, and REF attenuation ranges plus adjustable compensation, all at a fantastic price! Cable length of 1.4 meters, all accessories, and data sheet included. Bandwidth: 60 MHz (X10), 6 MHz (X1). Rise time: 5.5 ns (X10), 58 ns (X1). Input Impedance: 10 M $\Omega$  (X10), 1 M $\Omega$  (X1). Input Capacitance: -18 pF (adjustable from 10 to 35 pF) (X10), 90 pF + scope capacitance (X1).

**Unless Otherwise Stated All Test Instrument are Reconditioned.**

## Our Best Scope Value Yet!

Call Today! Priced at \$695... They Won't Last Long!

**TEK 465M**  
Portable Oscilloscope  
\$695  
CALIBRATED!

**90-DAY WARRANTY! Includes Two Switchable XI, X10 PROBES! MANUAL! TUCKER QUALITY!**

This is the first time we have been able to offer such a quality scope, with its excellent bandwidth for this superior price. You must act now, quantity is limited! Teletron built these instruments rugged, with ease of serviceability in mind. They were built to work in such extreme temperatures from Yukon, Greenland to Mojave, California. They tested it work at 15,000 feet, and subjected it to 30g's shock, why, they even dropped tested it from eight inches on each corner and base, a total of 14 drops. That's why we think you will get years of carefree service from it. This instrument would be just as home in a Fortune 500 company's test lab or some individual's Ham Shack. Since it draws only 60 watts of power, with a small 12 volt inverter, you can work on your boats, radios and radar, your cars' Chevy radios, and if you have an airplane you can probably figure a way to work on your instruments and radios.

**SPECIFICATIONS:**  
Vertical Section:  
• Bandwidth: DC to 100 MHz with or without probe  
• Bandwidth limit mode: bandwidth limited to 20 MHz  
• Rise time: 3.5 ns or less  
• Deflection Ranges: 5 mV/div. to 5 V/div. in 10 ranges (1-2-5 sequence)  
• Max. Input Voltage:  $\pm 250$  VDC peak AC at 50 Hz  
• Display Modes: CH 1, CH 2, (normal or inverted), Alternate, Cropped (250 kHz), Added, X-Y  
Horizontal Section:  
• Time Base A: 0.5 S/div. to 0.05  $\mu$ S/div. in 22 steps (1-2-5 sequence). X10 magnifier extends fastest sweep rate to 5 S/div.  
• Time Base B: 50 mS/div. to 0.05  $\mu$ S/div. in 19 steps (1-2-5 sequence). X10 magnifier extends fastest sweep rate to 5 nS/div.  
• Mixed Sweep Accuracy: A portion:  $\pm 4\%$ ; B portion:  $\pm 2\%$   
• Horizontal Display Modes: A, A interlatched by B, B delayed by A, mixed  
• Sweep Section:  
• Calibrator Delay Time: Continuous from 0.1  $\mu$ S to a least 5 S after the start of the delaying A sweep  
• Differential Time Measurement Accuracy: For measurements of two or more major div.  $\pm 15^\circ$  C to  $\pm 35^\circ$  C, 1%  $\pm 0.1\%$  of full scale  
Power Requirements: 100 V to 132 V or 200 V to 264 V RMS, 48 Hz to 440 Hz. Maximum power consumption of 60 W at 115 V, 50 Hz  
Weight: 27 lbs  
Size: 13.5" W x 7.0" H x 24" D



Factory Demo Units, New Manufacturer's Warranty  
**B&K 1265**  
NTSC Waveform Monitor  
\$895

Monitors white, grey, and black and chroma levels, checks burst, sync level and vertical blanking of video equipment. Selectable A or B inputs, calibrated, buffered vertical output, blanking output for synchronized line examination. FLAT, IRE, CHROMA, & DIFF GAIN selectable response. Internal and external trigger capabilities. Line selector for examining VITS or VR wave forms, built-in, selectable 1 V p-p square wave generator checks calibration accuracy.

**Logimetrics 920-S101**  
Signal Generator  
\$495



The 920-S101 is a solid-state instrument, used for generating accurate CW, amplitude modulated, or frequency modulated signals over the 11 kHz to 80 MHz frequency range (three over-lapping ranges). Easy-to-use, front-panel is logically designed so that quick setups are possible even with inexperienced users. Internal 1 kHz or external signal may be used for AM modulation. In the FM mode, signal may be modulated by an internal 1 kHz signal or by an external 50 Hz to 10 kHz signal. Calibrated output signal in 10 dB steps from -110 dBm to +10 dBm. Both Amplitude and Modulation are displayed using large, easy-to-read meters.



**Military USM390**  
Signal Generator  
\$895

This late model, solid-state Signal Generator can fulfill many applications by providing calibrated test signals of any frequency from 1 to 1000 MHz. CW, Sine, Square, and Pulse outputs are available with output level continuously variable over an 80 dB range (-70 dB to +10 dB). A whip antenna is also furnished for use in checking radio receivers. This unit will operate from either 115 or 230 VAC (50-400 Hz) or an internal 28 V battery for field use. To protect during transportation and storage, the USM390 is enclosed in a rugged, waterproof carrying case with cover.

**Icom IC-R1**  
1-1300 MHz Handheld Communications Receiver  
\$479

The IC-R1 is the ultimate in miniaturization in a hand-held communications receiver in our best seller! It covers 100 kHz to 1300 MHz continuously (no gaps) with AM, FM and Wide FM modes. Features include: 100 memory channels, several scanning modes, sleep timer, low battery indicator, and several battery power options (listed below). Comes complete with wall charger, flexible antenna and belt clip. The built-in internal Ni-Cd battery lasts about 3 to 4 hours, the various battery options below last much longer (BP-84 10 to 12 hrs.). Measures only 1.9" x 4.1" x 1.4" and weighs only 99 g.

**AOR ARI500XLT**  
1000 Channel Continuous Coverage Receiver  
\$459

Continuous coverage of 5 to 1300 MHz (no gaps) features include: lock-out search and scan, cigarette lighter plug cord, belt clip, case, flex antenna and earplug. Covers AM, W/N FM and SSB VFO knob or keypad. 6.7" x 1.4" x 2.6", 10 oz.

**AOR AR2800**  
.5 to 1300 MHz Scanner  
\$459

The AR2800 covers .5 to 1300 MHz continuously (no gaps) with 1000 channels. Ten scan banks, and ten search banks. Covers AM, narrow and wide band FM. Works on DC or AC with an adapter. An antenna and mounting bracket is included for your convenience in mounting the unit mobile. 2.14" x 5.57" x 6.12".

**Bearcat BC 890 XLT**  
200 Channel Scanner- With 800 MHz!  
\$275

This new item from Bearcat has frequency coverage through 856 MHz\* with 200 channels of action in 10 banks! The turbo scan feature lets you zip through the channels in lightning speed. 10 priority channels let you scan important frequencies every 2 seconds. It even includes a VFO knob for up-down frequency control. Other features include weather search, auxiliary tape output, weather alert, illuminated LCD display, reception counter, and step select. Frequency range: 29 to 856 MHz. \*Callular Stocker-modifiable

Call, Write or Fax For Our FREE Catalog!



# TUCKER

ELECTRONICS & COMPUTERS

Call 800-527-4642

CIRCLE 313 ON FREE INFORMATION CARD

• 1717 Reserve Street, Garland, TX 75042  
• P.O. Box 551419, Dallas, TX 75355-1419

Phone • Local 214-348-8800  
• Fax 214-348-0367

May 1994, Electronics Now





**SEMICONDUCTOR  
STOCKING DISTRIBUTOR  
OF  
ELECTRONIC COMPONENTS**

**Phone (818) 884-8000  
Fax (818) 704-0100  
HOURS 8:00 TO 5:00**

STATIC & STATIC COLUMN RAMS	EPROMS	STATIC RAM	8000 SERIES	74 SERIES
DYNAMIC & VIDEO RAMS	2716	20216	8031	7400
INTEL CPU'S	2732	2018	80L31	74LS
MOTOROLA CPU'S	2764	6116	8051	74F
EPROMS	27C64	6264	8052	74S
EEROMS	27128	62256	8085	74ALS
PROMS	27C128	<b>DYNAMIC</b>	8086	74C
PALS	27256	4116	8088	74HCT
GALS	27C56	4148	8155	74HC00
DALLAS BATTERIES	27512	4164	8205	<b>IBM</b>
IBM PROPRIETARY CHIPS	27C512	41464	8224	17F
UARTS	27C010	41256	8228	72X
LINEAR	27C020	412642	8237	73X
VOLTAGE REGULATORS	68756	412100	8243	15F
CMOS 4000 SERIEIS	68766	51100	8253	30F
74 SERIES TTL		<b>CONTROLLER CHIPS</b>	8254	<b>280 SERIES</b>
SURFACE MOUNT TTL		6845	8255	<b>JAPANESE TRANSISTORS</b>
AMP CONNECTORS	<b>PROMS</b>	62751	8259	25A
AMERICAN & JAPANESE TRANSISTORS	745 SERIES	D765	8272	25B
VLSI	825	8272	8274	25C
WESTERN DIGITAL	<b>PALS &amp; GALS</b>	<b>WESTERN DIGITAL</b>	8275	25D
CHIPS & TECHNOLOGY	16L8	WD1010	8284	25K
	16R8	WD1014	8288	<b>CHIPS &amp; TECH</b>
		WD1015	8741	82C200
		WD1100	8742	82C300 SERIES
		WD1200	8748	<b>VLSI</b>
	<b>UARTS</b>	WD2293	8749	82C100
	2681	WD2010	8751	82C300
	8250	WD37C65	82284	
	1640	WD90C	82288	
	1650		80286	
			80386	
			80486	

All items in this AD are a partial listing of our inventory; Please call w/Part#  
All items are ready for immediate shipment  
All items subject to prior sale  
Prefix, Suffix & Part speeds are usually important. Please include This With Requirements.

ALL PRICES SUBJECT TO CHANGE

**WE HAVE PROCESSORS**



CIRCLE 283 ON FREE INFORMATION CARD

**Professional Tool Case**

**SPECIAL \$59.95**

Reg. \$89.00



**Model ENIM5**


- Two removable pallets hold over 60 tools
- Case top has built-in document holder
- Case bottom is partitioned into 3 areas

A handsome black case to organize and transport your valuable tools and instruments. This is the same quality case used by literally thousands of professional field engineers. Case is made of high impact polypropylene, and has snap-action key locks and a padded handle.

Size: 17 1/2" x 12 1/2" x 5".  
Tools are not included.  
Offer expires May 31, 1994.

**To order call:  
1-800-225-5370**  
In MA: (508) 682-2000  
**Same Day Shipment!  
Money Back Guarantee!**

Terms: Visa, MC, Amex;  
PO's from qualified firms accepted.  
Add \$6.75 for packing and delivery



**FREE CONTACT EAST CATALOG**

Contains thousands of products for testing, repairing & assembling electronic equipment. To get your free catalog, call (508)682-2000.

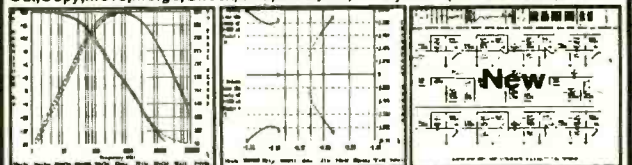
CIRCLE 227 ON FREE INFORMATION CARD

**Professional Electronic Engineering Software**

**"Best bargain in the country"**

- Linear AC/DC Circuit Analysis**  
Active & Passive ckts. 50 nodes, 225 elements max. Models for active devices. Calc, Plot & Print AC voltages & currents. Calc DC current, voltage & power. More
- Linear Transient Circuit Analysis**  
10 Input Transients. Active, passive ckts. 50 nodes, 225 elements max. Models for active devices. Calc, plot and print output Transient voltages. Calc dc current, voltage, pwr. more.
- Active Filters Design & Analysis**  
Design & Analyze active LPF, BPF, HPF & All pass filters. Calc, plot Mag/Phase. More.
- Transient System Analysis**  
Calc, plot transient response of system H(s). 14 Input Transients. Inverse Laplace. More
- Control Systems analysis**  
Calc and Plot Root Locus, Nyquist, Bode of any H(s). Determine gain and Phase Margins/stability. More
- Mag & Phase Graphics**  
Calc, plot mag/ phase of H(s). more
- Function Graphics**  
Calc, plot, edit any of 87 common math functions as desired. More.
- Data Graphics**  
Plot up to 400 data points in 9 formats. Linear, log, semi, etc.more.
- Polynomial Operations**  
Calc Roots, Product & Coefficients.

**New! Circuit Schematic Draw** Both Stand-alone & Integrated  
Cut, Copy, Move, Merge, Check, Grid, Label, List, 128 symbols, 300 elements, more...



- ◆ **Extremely Easy to use**
- ◆ **Dot Matrix/Laser/Mouse Support**
- ◆ **Outstanding Graphics & Menus**
- ◆ **200 page User's Manual Included**


**100% Satisfaction Guaranteed**

Introductory Offer: 9-program package (without Schematic Draw) \$79.99  
Complete 10-program package (with Schematic Draw) \$129.99

Visa/MC accepted. Add \$5.95 for shipping. CA add 7.25% Tax  
**To order or info call 1(800)645-6806 or send check or money order to:  
Geoban Engineering, PO Box 658, Ridgecrest, CA 93556**



# Simply A Superior 1.3 GHz Spectrum Analyzer



**1-1300 MHz *In One Sweep* \$1,895.**

**MADE IN USA** -10KHz Resolution Band Width -7 Digit Center Frequency Display

**MARINE, TWO-WAY, HAM, AM FM SW BROADCAST RADIO - CATV, SATELLITE. SYS., SURVEILLANCE  
TUNE DUPLEXERS, AMPS, FILTERS, SECURITY TRANS, & RECEIVERS - EMI, RFI, FCC, TESTING**

## EXCLUSIVE DISPERSION ZOOM

ITC SA Series exclusive Dispersion Zoom lets you zoom in on **any Center Frequency** signal, from any one of five calibrated Dispersion positions. Preset at >140 MHz, 50MHz, 10MHz 1MHz and zero MHz per division. The SA1300A displays greater than 1300 MHz on the screen at one time yet allows instant zoom to any Dispersion Scan Width as low as zero MHz per div. Allowing for total control over all **Dispersion Scan Widths** settings.

## 80 dB ON SCREEN

130 dB total Dynamic range 110 dBm **Sensitivity**. At Narrow and Wide Band Width settings. Performance you would expect only from a \$10,000 Analyzer.

## ULTIMATE *LOW COST* ANALYZER

ITC Spectrum Analyzers are the best performance to price ratio Analyzers on the market today. No other low cost Analyzer comes close to the Superior performance and quality of an ITC Analyzer. **Total flexibility and ease of operation.** SA1300A gives you full control over the Resolution Band Width and Freq. Span widths. Plus Vertical Position, Baseline Clipper, Sweep Speed, Video Filter, 4 Input Attenuator settings, 10 Frequency Select settings.

## MODEL SA1800B 1800 MHz

Covers 1-1300 MHz and 850-1850 MHz In one sweep. Ideal for Satellite service. The **SA1800B** has the same general specifications as the model SA1300A.

## INTRODUCTORY OFFER

**SA1300A & OPT.s 1, 3, 6  
ONLY \$1895.00** note 1

**SA1800B & OPT.s 1, 3, 6  
ONLY \$2295.00** note 1  
\$1995.00 Opt. 1, 6 ONLY

SA1300A	\$1595.00
SA1800B	\$1895.00
OPT. 1 50MHz MARKER	\$200.00
OPT. 3 +/- 5KHz Res B.W	\$350.00
OPT. 5 1000 MHz Tracking Generator	\$250.00
OPT. 6 7 Digit Center Frequency Display	\$300.00

Note 1: Introductory Price for limited time only.

## TAKE **ADVANTAGE**

**CALL 1-800-566-1818**

To: Order - For Information & Special Intro. Offer  
Terms MC, VISA, AE, Check, COD, PO (OAC), LC, Transfer

DISTRIBUTED BY: **ADVANTAGE** INSTRUMENTS CORP.

3817 S. CARSON ST. # 818 CARSON CITY NV. 89701

1-800-566-1818 702-885-0234 FAX 702-885-7600

PRICES & SPECIFICATIONS SUBJECT TO CHANGE WITHOUT NOTICE OR OBLIGATION. F.O.B. CARSON CITY NV. NV. RESIDENTS ADD SALES TAX.  
CIRCLE 303 ON FREE INFORMATION CARD

# Testing or Fixing Floppy Drives?

Call the experts for a complete line of industry standard floppy drive test and alignment tools.

## Test Diskettes

- Analog Alignment Diskettes (AAD™) - Traditional "Catseye" alignment disk for use with an oscilloscope or other test equipment.
- Digital Diagnostic Diskettes (DDD™) - Diagnostic disk for quick drive check.
- High Resolution Diagnostic Diskettes (HRD™) - Powerful, high resolution diagnostic disk for quick and precise checking or adjustment of floppy drives.
- Certifier Reference Diskettes (CRD™) - Reference material for calibrating media certification equipment.



## Ready-To-Run Diagnostic Packages

- Drive Probe/MacDrive Probe - Complete Software-Based IBM PC and Macintosh Floppy Drive Diagnostic and Alignment kits.
- Drive Probe Advanced Edition - Powerful Floppy Drive Tester - Plugs into a PC slot, includes all cables and HRD Test Diskettes - Even tests Mac and Software Duplication Drives!

**ACCURITE**  
TECHNOLOGIES, INC.

CALL (408) 433-1980  
OR  
FAX (408) 433-1716

231 Charcot Avenue  
San Jose, CA 95131-1107

CIRCLE 284 ON FREE INFORMATION CARD

# Voice Mail Cash Machine

Press 1 for sales, 2 for service, 3 for live operator

Make thousands of dollars effortlessly by installing a *BigMouth* voice package in your 286/386. Use it to answer your home-office phone, rent pocket-pagers, advertise products or operate a pay-per-call service using major credit cards, passwords or a nationwide 900 #.

To get started, order our \$25 PC Opportunity Toolkit. It contains all the information you need & its cost is applied to all future purchases.

### A Few Home-Based Ventures Featured In Our \$25 Toolkit!

**BigMouth**  
voice mailbox/  
pager rentals  
\$295. (Demo \$25)

**QuickLine**  
write programs  
in QBasic  
\$1745. (Demo \$25)

**ClientCaller**  
outbound  
prospector  
\$1450. (Demo \$25)

**KinderChek**  
latchkey child  
monitor  
\$2000. (Demo \$25)

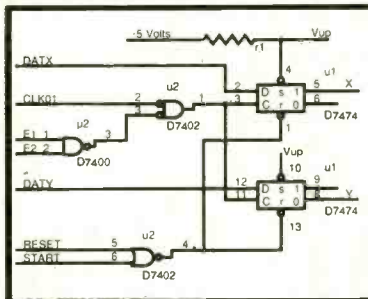
**Rise'n Shine**  
wake-up &  
reminder service  
\$1995. (Demo \$25)

**TollBridge**  
sell long  
distance time  
\$1995. (Demo \$25)

**DemoSource**<sup>sm</sup>  
The Voice Application Superstore  
8345 Reseda Bl, Ste 202  
Northridge, CA 91324 USA

**TRY** our demoinel 818 718-9560

To order, call 24 hours:  
**800.283.4759**



**SuperCAD™**  
Schematic  
Entry Software  
for the IBM PC  
& Compatibles

**\$99<sup>00</sup>**

ONLY

COMPLETE PACKAGE

- ★ Easy-to-use schematic entry program for circuit diagrams
- ★ Visible on-screen and pull down menus
- ★ Supports popular graphic standards, mice and printers
- ★ Powerful editing and drawing commands
- ★ Extensive digital, analog and discrete part libraries
- ★ In-depth, readable instruction manual
- ★ Over 100 screens of on-line help information
- ★ Software includes part building and netlisting
- ★ Add P.C. board layout software and routing software for only \$99<sup>00</sup> each

Write or call for **FREE demo disk:**

**MENTAL AUTOMATION, INC.**

### ORDERS/INFORMATION:

Send check or money orders to:  
**Mental Automation, Inc.**  
5415 - 136th Place S.E.  
Bellevue, WA 98006

Or Call

**(206) 641-2141**



Visa & MasterCard orders accepted!





**SOLDERLESS PROTOTYPING BOARDS**

If you design or build your own circuits and have never used a solderless prototyping board, then you must have just about given up experimenting. Our range of prototyping boards come in three sizes. IC's plug in without sockets, no soldering is necessary and no pins fall out. This is just too easy. Most of the boards link five holes together in the horizontal direction for connection points and provide horizontal and vertical power buses. Two boards provide power and signal connectors which will accept banana plugs, pin plugs, "orks" or just a piece of bare wire. No sockets are necessary for most items, as Dual In-line Packages (DIP) fit directly onto the prototype board. This is the easiest way to prototype - you concentrate on the project, not how to avoid nicking your finger or the conductor. Try one of these solderless boards, and find out for yourself how easy designing can be.


NOTE: SB630 Does not include a back plate and binding posts.

Order #	Price	Dimens. (in.) L x W x H	Dist. Strips	Dist. Holes	Term. Strips	Term. Points	Bind. Posts	Ship Wght
SB630	5.95	6.5 x 1.4 x 0.4	0	0	1	630	0	1 lbs
SB1660	18.50	8.5 x 5.1 x 1.2	4	400	2	1,260	3	1 lbs
SB3220	32.50	9.5 x 8.3 x 1.2	7	700	4	2,520	4	2 lbs

**THE BIG BOARDS**

Screen Printed for Simplified Circuit Designing

**FEATURES** • Insertion wire: 20-29AWG (.3 - .8mm) • Accepts all standard components • Coordinated print for easy recognition and calculation • Easy-on-the-eye color for longer operation without eye fatigue • Durable aluminum base for no static interference • High quality acetate material allows insertion holes to withstand wear and tear without easily deforming (10,000 insertion cycles) • Horizontal assembly corresponds to operation flow design of PC boards for easy use • Each power distribution strip provides 10 tie points connected together for positive voltage and 45 tie points connected together for negative voltage



Billabong Electronics "Big Boards" feature a free compartmentalized storage bin with an assortment of 22 gauge pre-cut jumper wires to get you started on your first project.

Order #	Price	Dimens. (in.) L x W x H	Dist. Strips	Dist. Holes	Term. Strips	Term. Points	Ship Wght
BB1940	27.50	4.92 x 12.01 x 1.22	4	340	2	1600	1.2 lbs.
BB2740	36.50	9.84 x 6.30 x 1.22	4	340	3	2400	1.5 lbs.
BB3710	45.00	7.48 x 12.01 x 1.22	6	510	4	3200	2.5 lbs.

**INSTEK - ANALOG & DIGITAL DC POWER SUPPLIES**

**PS1850 SERIES FEATURES**

- External prog./Remote control
- Continuous or dynamic load (Int. Select. "0.01% Regul. • Overload and reverse pol. prot. • Series and Parallel operation through remote function on rear panel • Light compact design • 3.5 Digit - 0.5" LED disp. (PS1850D only)



**PC3030 SERIES FEATURES**

- Auto tracking - continuous or dynamic load (Int. Select. "0.01% Regul. • overload and reverse pol. prot. • Two digital panel meters (PC3030D) • Four Analog panel meters (PC3030) • Auto series and parallel operation
- One 5Volt fixed output at 3Amp

**LOW NOISE, LOW RIPPLE - CONSTANT VOLTAGE AND CURRENT MODES OVERLOAD AND REVERSE POLARITY PROTECTION**

Order #	Price	Output Voltage	O/Put Amps	Volt. In Series	Volt. In Parallel	Ship Wght
PS1850	215.00	0-18	0-3	NA	NA	12 lbs
PS1850D	244.00	0-18	0-3	NA	NA	12 lbs
PC3030	498.00	0-30 X 2	0-3 X 2	0-60@3A	0-60@6A	27 lbs
PC3030D	540.00	0-30 X 2	0-3 X 2	0-60@3A	0-60@6A	27 lbs

**BILLABONG ELECTRONICS**

1167 Bucknam Court • Campbell, CA 95008-5913

**C.O.D. and Prepaid Orders Only**

For C.O.D. services, add \$5.00 to order total (COD orders only are payable by cash, cashier's check or money order only)

**CA Residents Add Your Area Sales Tax**

**Add Freight Charges As Follows (Continental U.S. Only)**

UPS Ground:	Up to 3 lbs. ....	\$5.00
	Each Additional Pound.....	\$0.50
UPS Blue:	Up to 2 lbs. ....	\$10.00
	Each Additional Pound.....	\$1.00
Other Services:	Call for quote	

Contact us for rates outside the Continental U.S.A.

**30 DAY MONEY BACK GUARANTEE ON ALL PRODUCTS**

Prices subject to change without notice

Send your check or money order

made payable to

"Billabong Electronics" Today!!

CIRCLE 289 ON FREE INFORMATION CARD

**SNES Cartridge Copy System**

Only offered in kit form. Some hardware assembly (wires, enclosure, etc.) is required. Kits are presoldered but a soldering gun is necessary. A PC is not necessary. For back-up purposes only.

Presoldered Kit .....\$149.

Blank Cartridges ...\$14.



**Cellular/DDI Box Software**

5 MEGS zipped files including:

- Complete book on disc
- Plans for an ESN/NAM "snatcher" for under \$400
- Motorola & Mitsubishi programming software
- Specific ESN info on various models
- Info on cellular "fingerprint"
  - All peripheral topics
  - Explanation of 9122 Motorola Revision and how to defeat it
  - Wargames dialer and lots more!



**only \$49.**

**FREE with Order!** Access 2000 Universal Garage Door Remote. Opens up to 95% of garage doors and security gates. Uses 12v automotive power. For research purposes only.

Contact Mark M-F 9-5pm  
**(805) 486-1940**

**INNOVATIVE ELECTRONICS**  
3410 Frankfort Ct., Oxnard, CA 93033

Access 2000	.....	\$39
Crystals	.....	\$10
S&H	.....	\$5
C.O.D. add	.....	\$5

Send S.A.S.E. for catalog

**45,296 ELECTRONIC COMPONENTS**

Whether you order 1 part or all 45,296...MOUSER stocks and...ships same day!!



CALL...  
**(800) 992-9943**

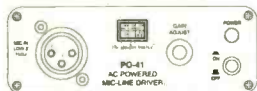
for your  
**FREE CATALOG**

2401 Hwy 287 N.  
Mansfield, TX 76063

**MOUSER ELECTRONICS**  
Sales & Stocking Locations Nationwide

## SOLVE YOUR AUDIO PROBLEMS

### ADD ANOTHER MIC INPUT



**PO-41 AC POWERED SEMI-PRO MIC-LINE DRIVER**  
\$185.00  
TRANSFORMER-BALANCED INPUT WITH PHANTOM POWER FOR CONSUMER LEVEL OUTPUT. SCREWDRIVER ADJUSTABLE GAIN. AC POWERED. BROAD FREQUENCY RESPONSE. LOW DISTORTION. SMALL SIZE, 4.5" x 1.5" x 4.5". CAN BE RACK MOUNTED (WITH PO-43)

### CONVERT YOUR CONSUMER GEAR TO PRO



**PO-55-10 TO 4 BOX**  
\$219.00  
FOR CONSUMER-TYPE TAPE, CD, ETC. TO PRO. AC POWERED. SMALL SIZE, 4.5" x 1.5" x 4.5". CAN BE RACK MOUNTED (WITH PO-43)

### FOR SPORTS REMOTES USING DIAL-UP TELCO



**FP-TE TELCO INTERFACE**  
\$185.00

LINE LEVEL INPUTS AND OUTPUTS. A SIMPLE 2W TO 4W CONVERSION. CAN SEND AND RECEIVE SIMULTANEOUSLY. BATTERY POWERED. SMALL SIZE (4.5" x 1.5" x 8"). COMES WITH A PLASTIC CARRYING CASE.

### ELIMINATE HUM, BUZZ, AND GROUND LOOPS IN 600Ω LINES



**IL-19 IN-LINE TRANSFORMER**  
\$55.50

BROAD FREQUENCY RESPONSE. 20-20 KHZ. LOW DISTORTION. IT REALLY WORKS!

PREPAID ORDERS RECEIVE A 20% DISCOUNT AND FREE SECOND DAY FREIGHT (THIS OFFER AVAILABLE ONLY IN CONTINENTAL U.S.)



USA AND CANADA ORDERS (800) 634-3457  
FAX ORDERS (800) 551-2749  
SESCOM, INC.

2100 WARD DR., HENDERSON, NV 89015 USA  
TECH LINE (702) 565-3993 M - Th 8 am TO 4 pm (Pacific Time)

Line will only be answered by our technician. If no answer, please try at another time.

CALL OR WRITE FOR YOUR FREE AUDIO CATALOG OF OVER 350 PRODUCTS!

CIRCLE 311 ON FREE INFORMATION CARD

## NOW! A QUALITY SATELLITE SCPC AUDIO RECEIVER

AT AN AFFORDABLE PRICE



### UNIVERSAL SCPC-100 AUDIO RECEIVER

#### SPECIFICATIONS

STABLE, MICROPROCESSOR CONTROLLED TUNING. • 50 CHANNEL MEMORY RECALL. • COMPATIBLE WITH 950-1450 BLOCK SYSTEMS. • 3 MINUTE HOOK-UP. • LARGE L.E.D. TUNING SCALE. • RECEIVES C AND KU BAND SCPC. • DOES NOT DISABLE VIDEO WHEN IN USE.

#### SERVICES ON SCPC

HUNDREDS OF QUALITY SCPC CHANNELS ON SATELLITES - SPORTS - AP - UPI - RADIO NETS - HOME TOWN SPORTS & RADIO - RACING - TALK SHOWS - CLASSICAL, ROCK & JAZZ - RADIO STATIONS - FINANCIAL NEWS AND MORE.

INTRODUCTORY PRICE \$439 + S&H  
TO ORDER CALL: 1 - 800 - 241-8171

### UNIVERSAL ELECTRONICS, INC.

4555 GROVES RD., SUITE 13, COLUMBUS, OH 43232  
(614) 866-4605 FAX (614) 866-1201

## ATTENTION CABLE VIEWERS

CABLE VIEWERS. . .get back to your BASIC Cable Needs

Call 800-577-8775

For information regarding all of your BASIC cable needs.



5 GOOD REASONS TO BUY OUR FAR SUPERIOR PRODUCT

- ❖ PRICE
- ❖ EFFICIENT SALES AND SERVICE
- ❖ WE SPECIALIZE IN 5, 10 LOT PRICING
- ❖ ALL FUNCTIONS (SA, JERROLD, PIO, CONVERTERS, ETC.)
- ❖ ANY SIZE ORDER FILLED WITH SAME DAY SHIPPING

We handle NEW equipment ONLY - Don't trust last year's OBSOLETE and UNSOLD stock!  
COMPETITIVE PRICING—DEALERS WELCOME

HOURS: Monday-Saturday 9-5 C.S.T.

It is not the intent of B.E.S.W. to defraud any pay television operator or we will not assist any company or individual in doing the same.  
\*Refer to sales personnel for specifications.

**BASIC  
ELECTRICAL  
SUPPLY &  
WAREHOUSING  
CORPORATION**

P.O. Box 2165 • Hanover Park, IL 60103 • 800-577-8775



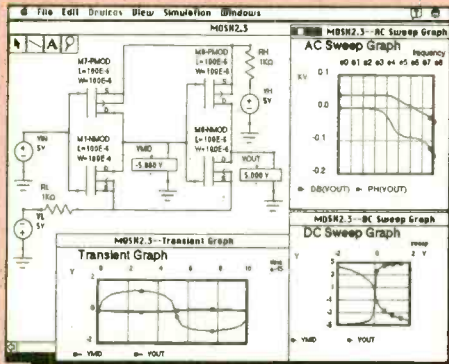
**BIG News!! - B<sup>2</sup> LOGIC v 3.0 IS HERE!!! - BIG News!!**  
**ANALOG & DIGITAL**

**NEW  
RELEASE**

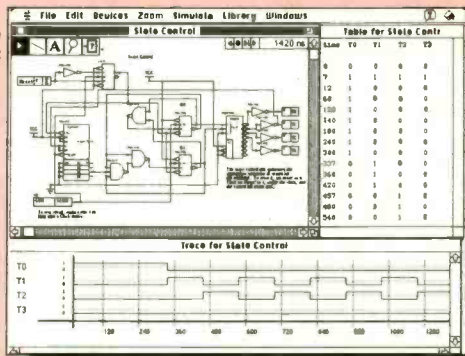
**B<sup>2</sup> Spice<sup>®</sup>  
v.1.1**

**Circuit Design & Simulation**  
 for *Microsoft<sup>™</sup> Windows* and the *Macintosh<sup>™</sup>*

**B<sup>2</sup> Logic<sup>®</sup>  
v.3.0**



**What is B<sup>2</sup> Logic 3.0?**  
 B<sup>2</sup> Logic v.2.2 + EDIF File Format Output + Enhanced PLD Sim. Cap. + New Devices (inc. binary-to-seven segment decoder and one shot) + Print Across Mult. Pgs. + Subcircuit Probing + Table For Sim. Results + Model Primitives with User Def. Prop. + Mult. Document Interface in Microsoft Windows + Rotate Comp. + Check For Fan-Out Violations + More Accurate Power Calc. + Check For Max PulseWidth Violation + more!



**N  
E  
W  
R  
E  
L  
E  
A  
S  
E**

**TRANSIENT, DC & AC ANALYSES**

**B<sup>2</sup> Logic v.3.0... Check it out!!!**

**"Using B<sup>2</sup> Logic 2.2... my students have been able to learn more, and go much further than ever before."**

-Professor F.S. Hill, Jr. University of Massachusetts, Amherst

**B<sup>2</sup> Spice is "a very good moderately priced program."** - Professor Anthony Seigman, Stanford University

**• INTEGRATED SCHEMATIC CAPTURE & SIMULATION •**

Now in use at over **60** major universities and leading corporations around the world.  
 (University of Michigan, Stanford, University of Illinois, NASA, Bell Labs... to name a few)

- Program prices start at \$149.00/ea.
- University & Student Pricing Available
- Dealer Inquiries Welcome
- VISA/Mastercard Accepted

**Beige Bag Software**

2000 Hogback Road • Suite 2 • Ann Arbor, MI 48105

Ph: (313) 971-4227 • Fax: (313) 971-3632

CIRCLE 287 ON FREE INFORMATION CARD

**AFFORDABLE  
DATA ACQUISITION**



**MODEL 30 ..... \$79.00**

- PLUGS INTO PC BUSS
- 24 LINES DIGITAL I/O
- 8 CHANNEL-8 BIT A/D IN
- 12 BIT COUNTER
- UP TO 14K SMP/SEC




**MODEL 45 ..... \$189**

- RS-232 INTERFACE
- 8 DIGITAL I/O
- 8 ANALOG INPUTS
- 2 ANALOG OUTPUTS
- 2 COUNTERS-24 BIT



**MODEL 70 ..... \$239**

- RS-232 INTERFACE
- 18 BIT A/D
- 5.5 DIGIT
- UP TO 60 SMP/SEC



**MODEL 150-02 .. \$179**

- RS-232 INTERFACE
- TRMS, 20 AMPS
- 12 BIT A/D
- OPTO-ISOLATED
- CHANGE RANGES, AC/DC, VIA RS-232

**Prairie Digital, Inc.**

846 17th Street • Industrial Park • Prairie du Sac, WI 53578  
 (608) 643-8599 • FAX: (608) 643-6754

CIRCLE 309 ON FREE INFORMATION CARD

**Radiotelephone - Radiotelegraph**

**FCC Commercial License**

**Why Take Chances?**

Discover how easy it is to pass the exams. Study with the most current materials available. Our Homestudy Guides, Audio, Video or PC "Q&A" disks make it so fast, easy and inexpensive. No college or experience needed. The new commercial FCC exams have been revised, covering updated Aviation, Marine, Radar, Microwave, New Rules & Regs, Digital Circuitry & more. We feature the Popular "Complete Electronic Career Guide". 1000's of satisfied customers **Guarantee** to pass or money back. Newest Q&A pools.

Send for **FREE DETAILS** or call

**1-800-800-7588**

**WPT Publications**

7015 N.E. 61st Ave Dept. 10  
 Vancouver, WA 98661

Name \_\_\_\_\_

Address \_\_\_\_\_

City \_\_\_\_\_ St. \_\_\_\_\_ Zip \_\_\_\_\_

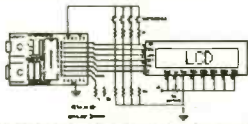
**1-800-800-7588**

May 1994, Electronics Now

## PARALAX BASIC STAMP

This stamp-sized computer runs BASIC!!! A 1X2 inch single-board computer that can run BASIC programs written on your PC. It features 8 digital I/O lines, each programmable as an input or output, can sink 25mA and source 20mA. The BASIC programs are stored in EEPROM, so they can be changed as often as you like, and the simple BASIC language includes instructions for serial communications, PWM, potentiometer input, pulse measurement, button debounce, tone generation, etc. There is a small prototyping area with space for connecting signals and extra components, and it runs on 5-12 VDC or a 9-volt battery! Multiple stamps can even be networked!!! The BASIC stamp is \$39.00 and the BASIC stamp developer kit (which includes 1 stamp plus all the hardware, software, and literature necessary to program a stamp) is \$138.00.

typical application...



10 NOTE SOUND SYNTHESIZER KIT \$15.00  
MAKE HI-TECH 'ROBOT SOUNDS', COMPUTER EFFECTS, CREATE AN AUDIO SPACE WAR, ETC. THIS EASY-TO-BUILD 10-NOTE SOUND SYNTHESIZER KIT FEATURES 10 ADJUSTABLE NOTES, VARIABLE PITCH, VARIABLE SPEED, FLASHING LED AND INDIVIDUAL OR FLOWING NOTES. GREAT FUN TO BUILD AND YOU REALLY CAN USE IT! COMPLETE WITH ALL PARTS, INSTRUCTIONS, AND BOARD. RUNS ON A 9V BATTERY (NOT INCLUDED.)

THE FINE PRINT: PRICES SUBJECT TO CHANGE WITHOUT NOTICE \* GATEWAY IS NOT RESPONSIBLE FOR PRINTING ERRORS \* MASTERCARD, VISA AND DISCOVER ACCEPTED \* \$10 MERCHANDISE MINIMUM ON MAIL ORDERS \* SUPPLY OF SOME ITEMS IS LIMITED \* PRICES DO NOT INCLUDE SHIPPING \* UPS GROUND SHIPPING/HANDLING WITHIN THE CONTINENTAL U.S. (ITEMS REQUIRING ADDITIONAL AMOUNTS ARE NOTED)... \$4.25 FOR THE FIRST ITEM, \$0.50 FOR EACH ADDITIONAL ITEM. RESTOCKING CHARGE MAY BE ASSESSED ON RETURNED ITEMS. I HAVE A ROCK GARDEN...LAST WEEK THREE OF THEM DIED!



**ELECTRONICS, INC**  
8123 PAGE BLVD \* ST. LOUIS, MO 63130  
**(314)427-6116**  
9222 CHESAPEAKE DR. \* SAN DIEGO, CA 92123  
**(619)279-6802**  
2525 FEDERAL BLVD. \* DENVER, CO 80211  
**(303)458-5444**

**MAIL ORDERS CALL TOLL-FREE**  
1-800-669-5810  
**FAX ORDERS (314)427-3147**

**ELECTRONICALLY SPEAKING,**  
**GATEWAYS GOT IT!**



### 127 THERMOCOUPLES PELLTIER JUNCTIONS

The peltier junction is a solid-state thermoelectric device. Current applied to the device will produce heat on one side of the device and a cold surface on the other side. Water placed on the surface will freeze or boil depending on polarity of applied voltage. Ideal for applications from 3-12 VDC -- whip out a battery and let your imagination run wild!

#### DOCUMENTATION INCLUDED!!!

**Small Peltier Junction**  
(approximately 1.17" x 1.17" x .12") \$20.00  
**Large Peltier Junction**  
(approximately 1.56" x 1.56" x .15") \$29.50

## GATEWAY GETS A LITTLE MUSCLE

That's right, Muscle Wires have come to Gateway! At room temperature, Muscle Wires (thin highly processed strands of Nitinol) are easily stretched by a small force. However, when conducting an electric current, the wire heats and changes to a much harder form that returns to the "unstretched" shape - the wire shortens in length with a usable amount of force! Pretty cool, huh? There is a really cool project book (\$17.95) that explores the properties of muscle wires, details design, construction, and power of muscle wires, and provides detailed instructions for fifteen Muscle Wires projects. Gateway has a starter kit to with different diameter Muscle Wires get you going (\$19.95), a meter of 100uA muscle wire for \$14.95, and a nifty thing for the kids called Live Wires -- similar to muscle wires but activated by hot and cold water-- it "remembers" whatever shape you bend it into! (\$2.95)


### Passive Infra-red Talking Motion Detector!!!

\$27.50

"Stay out of that refrigerator!", "Watch your step!" ... The possibilities are mind-boggling with this talking motion detector. You speak into it to record your message (upto 12 seconds long), turn the unit on, and instantly your voice (or your mother-in-laws) reminds anyone in the vicinity that you were expecting them. Message can be changed with the flip of a switch. Uses 4 AA batteries (not included), or an external power source (built-in jack). May be used independently (80 db output) or with an amplified speaker to blast your message throughout the house. Approx 4" x 3-1/2" x 1-1/2".



CIRCLE 243 ON FREE INFORMATION CARD




# J&M Distributing

FAX 410-437-3757

**ORDERS 800-477-4181**


INFO 410-437-4181

1292 MONTCLAIR DRIVE \* PASADENA, MD 21122



CDI 220 \$459.99  
PLAYER W/ COMPTON'S ENCYCLOPEDIA  
**\$299 VALUE FREE!**

THIS IS THE MODEL SEEN ON TV FOR \$499  
MOVIE ADAPTER 199.99  
MOVIES IN STOCK 28.99  
"VOYEUR" INTERACTIVE MOVIE 48.99  
ALSO PLAYS MUSIC AND KODAK PHOTO CD's



KX-T30810 CONTROL UNIT 3-LINE 8-EXT. \$529.99  
KX-T61610 CONTROL UNIT 6-LINE 16-EXT. 869.99  
KX-T7030 SYSTEM LCD SPEAKER PHONE 185.99  
KX-T7020 SYSTEM SPEAKERPHONE 142.99  
KX-T30865 DOOR INTERCOM 28.99

CALL OR WRITE FOR CATALOG  
UNIVERSAL FOSGATE  
LEVITON LAWN GENIE

DEALERS MUST WRITE OR FAX ON COMPANY LETTERHEAD  
EVERSAFE MAGNAVOX STANLEY  
RAINDRIP MOBILE FIDELITY X-10

CIRCLE 312 ON FREE INFORMATION CARD



# Don't Despair...REPAIR!

Here's how to troubleshoot and repair your electronics successfully!

## You Can Be Your Own Repair Expert!

For VCRs, camcorders, audio equipment, TV equipment, computer hardware, office equipment, home appliances, automobile electronics, and outdoor equipment.

- Pinpoint and analyze problems quickly.
- Successfully complete repairs with hands-on troubleshooting instructions.
- Become skilled understanding flowcharts and schematic diagrams.
- Confidently use test equipment such as oscilloscopes, frequency counters, and video analyzers.
- Keep your equipment in top condition with effective preventive maintenance techniques.

## Continue to Broaden Your Repair Expertise!

You'll receive quarterly supplements, up to 160 pages, with new step-by-step repair and maintenance instructions, valuable schematics and new repair techniques. Learn how to repair a growing variety of appliances with hands-on repair projects that will keep you up-to-date with later models and technology. You'll be thrilled with your ability to repair a growing list of electronic equipment! Supplements may be returned or cancelled at any time.

## SAVE \$10

Call our toll-free number, pay by credit card, and mention this ad. We'll deduct \$10!

We'll also waive shipping and handling.

Order today for your 30-day, no-risk review of The Electronics Repair Manual.

For Faster Service Call TOLL-FREE  
**1-800-222-WEKA**  
 Or Fax To: 1-800-256-5915

CIRCLE 315 ON FREE INFORMATION CARD



## One Source For All Your Repair Needs!

Better organized than a magazine, more current than a book.

- 900-page manual
- easy-to-follow, detailed instructions
- trouble analysis flowcharts
- safety precaution checklists
- comprehensive replacement parts list
- directory of manufacturers



Order your copy today!

### MONEYBACK GUARANTEE

There's no risk in trying the ELECTRONICS REPAIR MANUAL to see if it's right for you. If you are not delighted, simply return the manual after the 30-day trial period and receive a prompt refund.



1077 Bridgeport Ave.  
 Shelton, CT 06484

**YES!** Please rush me a copy of the new Electronics Repair Manual for only \$59.95 + \$5.50 shipping and handling. I understand that if I am not satisfied I may return the manual within 30 days for a complete refund. Supplements are sent quarterly for 25¢ per page (never more than \$30) and may be returned or cancelled at any time.

My payment is enclosed     Bill me later  
 Charge my     Visa     MasterCard

Acct. No. \_\_\_\_\_ Exp. Date \_\_\_\_\_

Signature \_\_\_\_\_

Phone (    ) \_\_\_\_\_ Signature and phone number are required for all orders.

Name \_\_\_\_\_

Address \_\_\_\_\_

City \_\_\_\_\_ State \_\_\_\_\_ Zip \_\_\_\_\_

All payments must be in U.S. funds. Canada add \$10. All other countries add \$15. CT residents add 6% sales tax.

Mail to: WEKA Publishing, 1077 Bridgeport Ave.

Shelton, CT 06484

400071



# ELECTRONICS BROKERS

FAX: (303) 665-1161 PH: (303) 444-8858

## HEWLETT-PACKARD

141T, DISPLAY SECTION	550.00
141T/8552/8556, SPECT ANAL, 20KHz-300KHz	1700.00
141T/8552A/8553, SPECT ANAL, 1KHz-110MHz	1800.00
141T/8552A/8554, SPECT ANAL, 100 kHz-1.25 GHz	2000.00
141T/8552A/8555, SPECT ANAL, 10MHz-18GHz	2250.00
1722A, 100 MHz PORTABLE O'SCOPE	700.00
1722B, 275 MHz PORTABLE O'SCOPE	900.00
1740A, 100 MHz PORTABLE O'SCOPE	600.00
1741A, 100 MHz PORTABLE O'SCOPE	800.00
182T, DISPLAY SECTION	650.00
204C, AUDIO OSCILLATOR, 4Hz-10MHz	250.00
313A, TRACKING GENERATOR, 10 kHz-22 MHz	250.00
3300A, FUNCTION GENERATOR, .01Hz-1000MHz	300.00
3305, SWEEP PLUG-IN, 1Hz-1000kHz	50.00
3312A, 13 MHz FUNCTION GENERATOR	800.00
331A, DISTORTION ANALYZER	225.00
3400, RMS VOLTMETER	300.00
3403C, TRMS DMM, 3.5 DIGIT, 1.6Hz-10kHz	450.00
3406A, BROADBAND SAMPLING VOLTMETER	800.00
3437A, HIGH SPEED SYSTEM DMM, 1000 R/SEC HPIB	350.00
3440/3444A, DIGITAL MULTIMETER	75.00
3455A, 6-1/2 DIGITAL MULTIMETER	700.00
3467A, LOGGING MULTIMETER, 4.5	1000.00
3469B, MULTIMETER, DIGITAL/ANALOG READOUT	275.00
3490A, DMM, 5 DIGIT	275.00
3555B, TRANSMISSION & NOISE MEASUREMENT SET	200.00
3581A, WAVE ANALYZER, 15 Hz-50 kHz	1200.00
3581C, SELECTIVE VOLTMETER, 15Hz-50KHz	1500.00
3582A, SPECTRUM ANALYZER, 0.2Hz-25.6Hz	5000.00
3586B, SELECTIVE LEVEL METER	1000.00
3702A, IF/BB RECEIVER	2000.00
400E, AC VOLTMETER	55.00
410C, VOLTMETER	150.00
415E, SWR METER	150.00
419, DC NULL METER	75.00
431, POWER METER	75.00
431B, POWER METER	100.00
431C, POWER METER	150.00
432A/478A, PWR MTR, 0.01-10 GHz, -20 dBm TO +10 dBm	300.00
435A, POWER METER	450.00
435A/8481B, PWR MTR W/SENSOR, 1 mW-25 W, 0.01-18 GHz	1325.00
436A/03./002 DIGITAL PM w/ HPIB	\$900.00
436/8484 DIGITAL PM/SENSOR	\$1500.00
461A, AMPLIFIER	200.00
4800A/4801A, VECTOR IMPEDANCE METER, 5 Hz-500 kHz	550.00
491C, AMPLIFIER, TWT, 2.4GHz, 1W 30DB GAIN	2000.00
4935A/003, TRANS TEST SET, AC & BATT. PWR	1250.00
5004A, SIGNATURE ANALYZER w/ PROBES	250.00
5245L, 50MHz FREQUENCY COUNTER	75.00
5246L, FREQUENCY COUNTER	75.00
5253B, FREQUENCY CONVERTER, 18GHz	350.00
5300B/5305B, MEASURING SYSTEM	450.00
5302A, UNIVERSAL COUNTER, 50MHz	150.00
5305B/5300B/001, 1.3 GHz COUNTER WITH TCXO REF	450.00
5312A, HP-1B INTERFACE	100.00
5314A, 100 MHz/100 nS UNIVERSAL COUNTER, PORTABLE	250.00
5315A, UNIVERSAL COUNTER	500.00
5326C, UNIVERSAL COUNTER, 50MHz	100.00
5328A, TIMER/COUNTER, 500MHz, DUAL CHANNEL	250.00
59500A, MULTIPROGRAMMER INTERFACE	500.00
6110A, 3000V AT 6mA DUAL POLARITY POWER SUPPLY	275.00
6111A, PRECISION POWER SUPPLY, 0-20V, 0-1A	275.00
6130B, BIPOLAR DIGITAL PROG. POWER SUPPLY, +/-500A	600.00
6131B, CVCC, PROG., +/-100@5A	1500.00
6186B, DC CURRENT SOURCE, TO 300V, 100mA	450.00
6200B, 40V/20V AT 0.3A/0.6A CVCC POWER SUPPLY	200.00
6201, 0-20V, 0-1.3A, THREE UNITS	175.00
6255A, DUAL DC POWER SUPPLY, 40V AT 1.5A	450.00
6264B, 20V AT 20A CVCC POWER SUPPLY	500.00
6267B, 0-400 AT 10A CVCC POWER SUPPLY	700.00
6282A, 10V AT 10A CVCC POWER SUPPLY	275.00
6284A, 0-20V DC AT 3A DC POWER SUPPLY	275.00
6291A, 40V AT 5A CVCC POWER SUPPLY	375.00
6299A, 100V AT 750mA CVCC POWER SUPPLY	275.00
6439B, 0-60V DC AT 15A DC	600.00
6448B, 600V AT 1.5A CVCC POWER SUPPLY	700.00
652A, AUDIO OSCILLATOR, 10Hz-10MHz	275.00
6824A, POWER SUPPLY/AMPLIFIER, 50V 1A	300.00
6940B, MULTIPROGRAMMER	500.00
6942A, MULTIPROGRAMMER	1500.00
775D, DUAL DIRECTIONAL COUPLER, 450-950MHz	250.00

8080A/8091A/, 1 GHz CLOCK GENERATOR	950.00
809B/806B/444A, SLOTTED LINE SYSTEM, 2-12.4 GHz	135.00
8405A, VECTOR VOLTMETER, 1-1000 MHz	600.00
8407A, NETWORK ANALYZER, 0.1-110 MHz	300.00
8411, HARM FREQ CONV, OPT 018, 0.11-18.0GHz	725.00
8411A, FREQ CONV FOR 8410, 110MHz-12.4GHz	500.00
8411A/018, FREQ CONV FOR 8410, 110MHz-18GHz	725.00
8412A, PHASE MAG. DISPLAY FOR 8410	400.00
8413A, PHASE GAIN INDICATOR FOR 8410	150.00
8414A, POLAR DISPLAY	275.00
8418A, AUX. DISPLAY HOLDER	200.00
8443A, TRACKING GEN/COUNTER, LED DISPLAY	700.00
8444A, TRACKING GENERATOR, 0.5-1300 MHz	800.00
8445B, AUTOMATIC PRESELECTOR	700.00
8447A, AMPLIFIER, 0.1-400 MHz	300.00
8552A, IF SECTION	500.00
8552B, IF SECTION, SWITCH DISP. MODES	750.00
8553B, RF SECTION, 0-110 MHz	500.00
8553L, SPECTRUM ANALYZER-RF SECTION	350.00
8554B, RF SECTION, 0.1-1250 MHz	800.00
8555A, RF SECTION, 10 MHz-18 GHz	800.00
8556A, LF SECTION, 20 Hz-300 kHz	500.00
85B, COMPUTER	350.00
8614A, SIGNAL GENERATOR, 0.8-2.4 GHz	375.00
8620A/8621A, SWEEP OSC. SYSTEM 0.1-4.2 GHz	600.00
8620C/011, SWEEP OSCILLATOR MAINFRAME, HPIB	550.00
86222A, RF PLUG-IN, 0.1-2.4GHz	400.00
86222B, RF PLUG-IN, 0.1-2.4GHz	1700.00
86222B/002, RF PLUG-IN, 0.01-2.4 GHz	1800.00
86230B, RF PLUG IN, 1.8-4.2 GHz	400.00
86240B, 2-8.4GHz PLUG	200.00
86241A/001, RF PLUG IN, 3.2-6.5 GHz	400.00
86245A, RF PLUG-IN, 5.9-12.4GHz	250.00
86260A, RF PLUG-IN, 12.4-18GHz	800.00
8640B, SIGNAL GENERATOR, 0.5-512 MHz, AM/FM	1400.00
8683B, SIGNAL GENERATOR, 2.3-6.5 GHz	4000.00
8740A/H18, TRANSMISSION TEST UNIT, DC-18 GHz	100.00
8742A, REFLECTION TEST SET	500.00
8745A, S-PARAMETER TEST SET, 0.1-2.0GHz	675.00
9278A, PLOTTER	125.00

## TEKTRONIX

1240, LOGIC ANAL W/ 2 D2 CARDS, 36 CHANNEL	1000.00
1241/D2/D2, LOGIC ANAL, 36 CHAN, 50 MHz, CLR DISP	2000.00
144, NTSC TEST SIGNAL GENERATOR	700.00
147, NTSC TEST SIGNAL GENERATOR	\$600.00
184, TIME MARK GENERATOR	50.00
2213, 60MHz DUAL CHANNEL O'SCOPE	\$600.00
2215, 60MHz DUAL TRACE O'SCOPE	\$800.00
2235, 100MHz DUAL CHANNEL O'SCOPE	\$1200.00
2245, 100MHz, CH 34 FOR DMM MEASURE	\$1700.00
2246, 100MHz 100MHz ON SCREEN DMM	\$1900.00
2445, 150MHz CURSORS	\$2500.00
2465, 300MHz 4 CHANNEL O'SCOPE	\$3500.00
434, STORAGE O'SCOPE, 25MHz	500.00
465B, 100MHz DUAL VERT./TIME O'SCOPE	675.00
466, 100 MHz VERT./TIME STORAGE O'SCOPE	1100.00
475, 200 MHz DUAL CHANNEL O'SCOPE	750.00
475A, 250MHz DUAL CHANNEL O'SCOPE	825.00
485, 350 MHz DUAL VERT./TIME O'SCOPE	900.00
491, SPECTRUM ANALYZER, 10 MHz-12.4 GHz	950.00
492, SPECTRUM ANALYZER, 50 kHz-21 GHz	5950.00
528, TELEVISION WAVEFORM MONITOR	500.00
5440/D40, 50 MHz THREE SLOT FRAME	225.00
577/D2, CURVE TRACER	1505.00
5A22N, DIFFERENTIAL AMPLIFIER	400.00
7623A, MULTIMODE STORAGE O'SCOPE, 100MHz	375.00
7633, 100 MHz STORAGE, 1000cm/uS WRITING	600.00
7704, 150MHz, FOUR SLOT FRAME	250.00
7704A, 250 MHz FOUR SLOT FRAME	325.00
7834, 400 MHz STORAGE, 2500 cm/uS WRITING	750.00
7834, 400 MHz SYS, W/(1)7A24,(1)7A26,(1)7B80,(1)7B85	1150.00
7844, 400 MHz DUAL BEAM FRAME	900.00
7904, 500 MHz FOUR SLOT FRAME	450.00
7904, 500 MHz SYS, W/(1)7A19,(1)7A26,(1)7B80,(1)7B85	1000.00
7A13, DIFFERENTIAL COMPARATOR, LED DISPLAY	400.00
7A14, CURRENT PROBE AMPLIFIER, 120MHz	175.00
7A18, 75 MHz DUAL TRACE AMP	100.00
7A19, 600 MHz AMP	250.00
7A24, 400 MHz DUAL TRACE AMP	450.00
7A26, 200 MHz DUAL TRACE AMP	200.00
7A29, 16Hz VERT. PLUG	800.00
7A42, 4 CHANNEL LOGIC TRIG. VERT. AMP., 350MHz	1500.00



# ELECTRONICS BROKERS

7B10, DELAY TIME 2ns/.2s/DELTA TIME	350.00
7B15, DELAY TIME 2ns/.2s	400.00
7B53A, 100 MHz DUAL TIME BASE	200.00
7B80, 400 MHz DELAYED TIME BASE	200.00
7B85, 400 MHz DELTA TIME DELAYING TIME BASE	250.00
7B92A, 500 MHz DUAL TIME BASE	450.00
7D01, LOGIC ANALYZER PLUG	200.00
7D02/PM111, LOGIC ANALYZER W/6809 POD	450.00
7D10, DIGITAL EVENT DELAY	200.00
7D13, 3-1/2 DIGIT DMM	125.00
7D15, 225 MHz UNIVERSAL COUNTER/TIMER	300.00
7D20T, PROGRAMMABLE DIGITIZER	2500.00
7M11, DELAY LINE	150.00
7S11, SAMPLING UNIT	400.00
7S12/S6/S52/7603, TDR SAMPLING SYSTEM W/S6, S52	1950.00
7T11, SAMPLING SWEEP UNIT	900.00
AM501, OPERATIONAL AMP	100.00
DC5009/01, PROG 135 MHz UNIV CTR, TCXO	750.00
DC5010, PROG. 350 MHz UNIV. COUNTER	1350.00
DC503, DIGITAL COUNTER PLUG-IN, 100MHz	350.00
DC503A, 125 MHz UNIVERSAL COUNTER	500.00
DC504, COUNTER/TIMER, 1Hz-80MHz	185.00
DC505A, 225 MHz UNIVERSAL COUNTER	250.00
DC509, 135 MHz UNIVERSAL COUNTER/TIMER	700.00
DD501, DIGITAL DELAY	350.00
DMS01, DMM MODULE, 4.5 DIGIT DISPLAY	275.00
DM5010, PROGRAMMABLE 4-1/2 DIGIT DMM	350.00
DM501A, MULTIMETER, 4.5 DIGIT	300.00
DM502, MULTIMETER, 3.5 DIGIT	175.00
DM502A, MULTIMETER, 3.5 DIGIT	225.00
FG501, 1 MHz FUNCTION GENERATOR	250.00
FG502, 11 MHz FUNCTION GENERATOR	250.00
FG503, 3 MHz FUNCTION GENERATOR	250.00
FG504, 40 MHz FUNCTION GENERATOR	900.00
P6015, 1000X 40kV PROBE, AC/DC	300.00
PG501, 50 MHz PULSE GEN	300.00
PG508, 50 MHz PULSE GEN	500.00
PS501, POWER SUPPLY	100.00
PS501-1, 0-20V PRECISION POWER SUPPLY	150.00
PS5010, PROGRAMMABLE TRIPLE POWER SUPPLY	750.00
PS503A, DUAL POWER SUPPLY	250.00
R5103N, RACK MOUNT O'SCOPE	200.00
SC502, DUAL TRACE O'SCOPE PLUG, 15MHz	475.00
SC504, 80 MHz O'SCOPE	475.00
SG502, AUDIO OSCILLATOR	300.00

## MISCELLANEOUS

AMBITROL 4005, PWR SUP, 0-40VDC, 0-500MA	175.00
ANRITSU ML422B/31, SELECTIVE LEVEL METER	1100.00
B&K PRECISION 1850A, FREQ. COUNTER 512MHz	175.00
BAFCO 920A, FREQUENCY RESPONSE ANALYZER	750.00
BIOMATION KD101-D, LOGIC ANALYZER	400.00
BLUE MPR-336E-MPI, ENV. CHAMB w/ CTR SRVOCORDR	3000.00
BOONTON 92BD, DIG RF MV METER, 10KHz-1.2GHz	700.00
BOONTON 93A, TRMS VOLTMETER, 10 Hz-20 MHz	125.00
CLIMET CI-3100, OPTICAL PART TRANSDUCER	250.00
DANA 9000, MICROPROCESSING TIMER/COUNTER	300.00
DELTRON SP, CVCC, 10V, 5A, METERED PWR SUP	75.00
DELTRON SP, 40V, 5A, CVCC METERED PWR SUP	150.00
E.S.I. SP-2534, 4-1/2 DIGIT LCR METER, GPIB	1000.00
EIP 451, MICROWAVE PULSE COUNTER	2000.00
FLUKE 1722, IEEE 488 CONTROLLER	750.00
FLUKE 1910A 125 MHz COUNTER/TIMER	175.00
FLUKE 1920A, FREQUENCY COUNTER, 520MHZ	250.00
FLUKE 1952B, COUNTER/TIMER, TCXO, 2 CHAN.	250.00
FLUKE 1953A/02, UNIV TIMER/COUNTER 2 CHAN	350.00
FLUKE 4265A, BIN PROG PRECISION PWR SUP	250.00
FLUKE 6011A, FREQ. SYN. 10MHz-11MHz, 1Hz RES.	2000.00
FLUKE 750A, REFERENCE DIVIDER	900.00
FLUKE 8000A, DMM, 3.5 DIGITS, 5 FUNCTIONS	175.00
FLUKE 8120A, DMM	200.00
FLUKE 845AR, HIGH IMPEDANCE VOLTMETER	300.00
FLUKE 8600A, DMM, 4.5 DIGIT, 5 FUNCTION	200.00
GENERAL MICROWAVE 460B-10, 3 HEADS	350.00
GENERAL MICROWAVE 476, POWER METER	150.00
GOULD 816, DUAL PIN PORT RECORDER	350.00
GUILDLINE 91540, TRANSVOLT 1890 STAND CELLS	750.00
HARRISON LAB 6206A, POWER SUPPLY	40.00
HITACHI V-151F, PORT. O'SCOPE	600.00
HITACHI V-212F, PORT. O'SCOPE	700.00
HONEYWELL 1858/700, OSCILLOGRAPH	2000.00
IBM SYSTEM 9000, CONTROLLER	3000.00
INTERSTATE F31, 3 MHz FUNCTION GENERATOR	300.00
INTERSTATE F72, 20 MHz PULSE FUNCTION GEN	450.00
INTERSTATE P23, PULSE GENERATOR	200.00

INTERSTATE P24, PULSE GENERATOR	300.00
KAV 1/432D, ATTENUATOR	75.00
KAV 30-0, ATTENUATOR	125.00
KEITHLEY 225, CURRENT SOURCE	350.00
KEITHLEY 230, PROGRAMMABLE VOLTAGE SOURCE	875.00
KEITHLEY 260, NANO VOLT SOURCE	300.00
KEITHLEY 261, PICO AMPERE SOURCE	350.00
KEITHLEY 705/2x7158, LOW CUR SCANNING SYS, GPIB	500.00
KEPCO BOP-72-1.5M, 72V AT 1.5A BP OP AMP/PWR SUP	400.00
KEPCO BOP-72-5M, 72V AT 5A BP OP AMP/PWR SUP	600.00
KEPCO JOE, 36-3MVP, 36V AT 3A CVCC METERED SUP	300.00
KEPCO JOE, 100-2.5MVP, 1000 AT 2.5A CVCC MTR SUP	500.00
KEPCO JOE, 15-6MVP, 15V 6A	150.00
KEPCO JOE 55-10M, 55V AT 10A CVCC POWER SUPPLY	350.00
KIKUSUI 5509, O'SCOPE, 15MHz, 4 CH	250.00
KIKUSUI 5513, O'SCOPE	200.00
KIKUSUI COS6100, 5-CHANNEL 100 MHz O'SCOPE	525.00
LEADER 480-U71, TV-VIF PLUG IN UNIT	300.00
LEADER LDM 170, DISTORTION METER	400.00
LEADER LMS-3100, TV SOUND METER	300.00
LH RESEARCH 137A, PULSE GEN, 125MHz-10Hz	300.00
MAGNAVOX T-23893, CHART PRINTER	200.00
MARCONI 2304, MOD METER	400.00
MARCONI 2337A, AUTOMATIC DISTORTION METER	400.00
MARCONI TF2300B, AM/FM MOD METER	500.00
MARCONI TF2370/TK, SPECTRUM ANAL, 0-1250 MHz	3000.00
MAYNARD MAINSTREAM 150, 150MB EXT. TAPE DRIVE FOR PS/2, UNUSED & COMPLETE	300.00
MEASUREMENTS CORP 80, SIGNAL GENERATOR	300.00
MICRO TECHNICAL INDU 358 THERMO PROBE	400.00
MICROTEL SG800, SWEEP SIGNAL GEN 1GHz-18GHz	3000.00
MILLIVAC 828A	300.00
MILLIVAC MV-823B-S1, RF MILLIVOLTMETER, 10 kHz-1.2 GHz, 1mV-10V, W/ADAPTERS	375.00
PHILLIPS 3226, O'SCOPE	300.00
PHILLIPS 5512, NTSC TV PATTERN GENERATOR	250.00
PHILLIPS PM2454B, AC MILLIVOLTMETER	200.00
PHILLIPS PM3225, O'SCOPE	300.00
PHILLIPS PM6302, RCL BRIDGE	250.00
PHILLIPS PM6611, UNIVERSAL COUNTER	250.00
POWER DESIGN 2005A, PREC PWR SRCE, 20V, 500mA	200.00
POWER DESIGN 2K-10, 0-2000V 0-10mA CV PWR SUP	200.00
POWER DESIGN 6050A, UNIV DC SOURCE, TO 60V, 5A	200.00
RACAL-DANA 1250, UNIV SWITCH CONTROLLER	300.00
RACAL-DANA SERIES 6000, MICROPROCESSING DMM	350.00
RACAL-DANA SERIES 9000, TIMER/COUNTER 9 DIGIT	250.00
RADIO RESEARCH 41, AM/FM SIGNAL GENERATOR	200.00
RADIOMETER COPENHAGE SGM1 STEREO GEN	500.00
RFL INDUSTRIES 829G, AC/DC CAL STANDARD	1700.00
SHIBASOKU AS9538, MPX TV SOUND SIGNAL GEN	600.00
SLAUGHTER 103-2.5J, 2.5 KVAC HIPOT	300.00
SLAUGHTER 205, MEGOHMMETER 20,000 MEG ELEC	200.00
SYSTRON-DONN 6244A/011, 4.5 GHz PORT CNTR, W/30 PPB/MNTH OXCO	1500.00
SYSTRON-DONNER 712-2A/809-A, SPECT ANAL	700.00
SYSTRON-DONNER M107, PREC DCV SRCE, 0-1kV/50mA	1500.00
TAUTRON MB-1A, PCM ERROR RATE MEAS RECEIVER	300.00
TAUTRON MB-302, BERT REC	300.00
TAUTRON ME-1, PSEUDO RANDOM DATA RATE MOD	250.00
TAUTRON ME-302, DATA RATE EXTENDER	300.00
TAUTRON ME-502, DATA GENERATOR	400.00
TAUTRON MN-302, BERT TRANSMITTER	500.00
TAUTRON MS-2, UHF PULSE SOURCE	600.00
TAUTRON MX-302, CRYSTAL CLOCK SOURCE	700.00
TEXSCAN 7271	250.00
TEXSCAN WB713, 0-950MHz SWEEP GENERATOR	500.00
THERMOTRON 012005, TEMP LIMIT CONTROL	150.00
TI XDS	500.00
VALHALLA 4440, DMM, AC/DC, V&C, 2K-20M OHMS	75.00
VALHALLA SCI 2000-1, AUTORANG DIG WATT-AMM	750.00
VU-DATA PS933, w/975, MINI O'SCOPE w/ COUNTER	500.00
VU-DATA PS950, w/975, MINI O'SCOPE w/ COUNTER	700.00
WANTABE SR6312, CHART RECORDER	500.00
WAVETEK 1002, SWEEP SIGNAL GENERATOR	500.00
WAVETEK 116, 1 MHz FUNCTION GENERATOR	225.00
WAVETEK 134, SWEEP GENERATOR	300.00
WAVETEK 1402A, VHF SWEEP GENERATOR FOR USE w/1502, 1-300MHz	700.00
WAVETEK 1701, UHF/VHF SWEEP GENERATOR	1500.00
WAVETEK 180 2 MHz SWEEP/FUNCTION GENERATOR	250.00
WAVETEK 1801A, SWEEP GEN, 1-950 MHz, 75 OHMS	500.00
WAVETEK 182A, 4 MHz FUNCTION GENERATOR	275.00
WAVETEK 184, 5 MHz SWEEP/FUNCTION GENERATOR	325.00
WAVETEK 185, 5 MHz LIN/LOG SWEEP/FUNCT GEN	375.00
WAVETEK 2001A, SWEEP/SIGNAL GEN, 1-1400 MHz	650.00
WAVETEK 3000, SIGNAL GENERATOR, 1-500MHZ	200.00
WAVETEK 51, UHF PROGRAMMER FOR USE w/1502	250.00
WESTON ELECTRICAL IN 759 FOOT-LAMB METER	150.00



# Robot Kits

- ✓ *Academic-Level Books*
- ✓ *Build it Yourself*
- ✓ *Action Packed*


**EASY TO BUILD** You do ALL electronic & mechanical assembly using 2-color Instruction Books with step-by-step, well-illustrated directions for assembly, experiments and testing. Each Robot Kit applies different electronic & robotic principles. Learn how Robots work and have fun at the same time!

**606A "Scrambler" All Terrain Robot** This 6-legged Robot walks over rough terrain. Uses high-tech infrared beam to sense and avoid objects in its path. 32 page Book. **\$37.95**



**603A "Copycat" Programmable Robot** Program direction, light and sound using detachable keypad (included) or optional PC. Learn digital logic basics. 44 page Book. **\$57.35**

**602A "Blinky" Pathfinder Robot** Follows path made with a marker pen or tape. Red/green LEDs react to steering changes, adding fun and interest. 28 page Book. Infrared emitter/detectors. **\$36.95**



**601A "Scooter" Sound Controlled Robot** Backs up, changes direction, goes forward when it hears loud noise or hits an object. Florescent red. 24 page Book. Fast-paced excitement! **\$18.95**

**DEPENDABLE PRODUCTS** Since 1963, Graymark's ONLY business has been producing educational electronic kits. We do one thing and we do it right. That's why Graymark has the largest selection of electronic kits. And, our *"It works or we fix it"* policy guarantees success for YOU!

**ORDER TODAY!** Phone: VISA/MasterCard  
 Mail: Check/Money Order, VISA/MasterCard  
 Add: \$4.00 Shipping

**CALL FOR FREE  
 40 PAGE CATALOG**

## Graymark

P.O. Box 2015, Tustin, CA 92681

## 800-854-7393

CIRCLE 300 ON FREE INFORMATION CARD

### TONY TALLI'S ORIGINAL TELEVIEW DISTRIBUTORS

WHERE OUR VALUED CUSTOMERS'

*BUSINESS*

IS HONESTLY APPRECIATED

## OUR PRICES

# 1 800 847 3773

*Call Us Today*

90 DAY + GUARANTEE

SCIENTIFIC ATLANTA

JERROLD PIONEER

OAK HAMLIN



HRS. M - F 9-4 PST NO NV. SALES

## PC Controlled NiCd Battery Charger

*Connect the PC-Charger to your PC & cycle your batteries back to life. Check the condition of your NiCd's & have confidence in their performance.*

- > Complete with full featured software for DOS
- > Charge, discharge, cycle, test & trickle charge
- > Automatic & manual modes for complete control
- > Scroll bars show charge status visually
- > 2 channels separately controlled & monitored
- > Each channel can charge from 1 to 9 cells
- > Charge & discharge up to 500mA
- > Plots charge & discharge curves
- > Alarms & indicators keep you fully informed
- > Convenient user interface with pull down menus
- > Includes a cable for each channel with clips to connect to your battery pack or holders
- > Connects to serial port with included cable
- > Displays voltage, current & time measurements
- > Sleek compact design easily fits on desk top

*PC-Charger -- US \$219 Shipping included*

*Call or write to order or receive free information*

LAMANTIA PRODUCTS

P.O. Box 672, London, Ontario

Canada, N6A 4Y4

(519)472-5566, (519)472-1702 FAX




# TECH-SYSTEMS

QUALITY USED ELECTRONIC TEST EQUIPMENT

PH: (800)435-1516 FAX: (908)280-0111

## SPECTRUM ANALYZERS

HP 141T MAINFRAME.....\$995.00  
 HP 182T MAINFRAME.....\$395.00  
 HP 853A MAINFRAME.....\$1,995.00  
 HP 8552A 1F SECTION.....\$795.00  
 HP 8552B.....\$995.00  
 HP 8553B 0-110MHZ.....\$795.00  
 HP 8553L.....\$795.00  
 HP 8554B 0-1200MHZ.....\$1,295.00  
 HP 8554L.....\$1,095.00  
 HP 8555A 0-18GHZ.....\$1,795.00  
 HP 8556A 20-300KHZ.....\$895.00  
 HP 8558B 0.1-1500MHZ.....\$2,995.00  
 HP 8559A 0.01-12.0GHZ.....\$4,995.00



Tek 475

## DUAL TRACE PORTABLE OSCILLOSCOPES

TEK 465.....100MHZ.....\$695.00  
 TEK 475.....200MHZ.....\$995.00  
 TEK 475A.....250MHZ.....\$1,095.00  
 TEK 2445.....150MHZ.....\$1,995.00  
 TEK 2465.....300MHZ.....\$2,995.00

## LAB SCOPES

TEK 7704A.....200MHZ  
 (includes 2 each 7A26, 7B85 delayed time base, & 7B80.....\$1,495.00  
 TEK 7603.....200MHZ (includes 2 ea. 7A18 & 7B53A.....\$850.00  
 7A18 dual trace vert. amp.....\$195.00  
 7A19 vertical amplifier.....\$395.00  
 7A22 differential amplifier.....\$495.00  
 7A26 dual trace amplifier.....\$295.00  
 7B53A delayed sweep time base.....\$295.00  
 7B80 delayed time base.....\$300.00  
 7B92A dual time base.....\$450.00

\*\*TEK 7A13 Diff. Comparator/NEW board.....\$895.00\*\*

\*\*EMCV 160-30, 208 line voltage, 3phase.....\$1,195.00\*\*

\*\*HP 4141B DC power source.....\$8,900\*\*

\*\*ENI A-500 0.3-3.5MHz/60Db power amp.....\$5,900\*\*

\*\*Multi-Amp Corp. CS-7-B-E, NEW.....\$5,995.00\*\*

\*\*HP 8505A/8503A/8501A/11851B COMPLETE w/cables & calibration.....\$2,995.00\*\*

## SIGNAL GENERATORS

HP 600 SERIES.....\$295.00  
 HP 8690 SERIES.....from \$395.00  
 HP 8640B 512MHZ.....\$2,495.00  
 HP 8601A 100KHZ-110MHZ.....\$895.00  
 HP 8672A 2.0-18.0GHZ.....\$9,995.00  
 HP 8671A 2.0-18.0GHZ.....\$5,350.00  
 HP 8620C sweep generator.....\$595.00

## plug-ins

HP 86222B 0.01-2.4 GHZ.....\$2,595.00  
 HP 86290A 2.0-18GHZ.....\$2,195.00  
 HP 86290B.....\$2,595.00  
 HP 86245A 5.9-12.4 GHZ.....\$1,495.00



HP 141T SYSTEM

## ASSORTED

\*\*HP 651A OSCILLATOR.....\$395.00\*\*  
 \*\*TEK TDR w/recrdrs.....\$4,995.00\*\*  
 HP 8505A/8503A/8501A/11851B complete w/cables & calibration.....\$7,995.00\*\*  
 HP 432.....(power meter).....\$395.00  
 HP 436A.....(incl cable & sensor).....\$1,595.00  
 HP 334A distortion analyzer.....\$950.00  
 HP 400EL AC voltmeter.....\$195.00  
 HP 400FL AC voltmeter.....\$195.00  
 HP 3400A analog meter.....\$295.00  
 HP 1645A data error analyzer.....\$295.00  
 HP 3551A transmission test set.....\$1,595.00  
 Fluke 5100B automatic calibrator.....\$8,995.00  
 Fluke 5200A AC calibrator.....\$2,995.00\*\*  
**Transmission Impairment Test Sets**  
 HP 4935A.....\$1,900.00  
 HP 4940A.....\$750.00  
 Navtel 9651.....\$550.00  
 HP 4944A.....\$650.00  
 Halcyon 520B/500B univ test sys.....\$550.00  
 HP 4955A protocol analyzer.....\$950.00  
 TEK 834 protocol analyzer.....\$350.00

## POWER SUPPLIES

HP 6260B 10V 50A BRAND NEW.....\$695.00  
 HP 6453A 15V 200A.....\$1,495.00  
 HP 6456B 36V 100A.....\$1,495.00  
 Lambda 100V 8A.....\$995.00  
 Sorensen DCR 300-35A.....\$3,900.00  
 EMCV10V 500A.....\$1,495.00  
 EMCV 20V 500A.....\$1,295.00

**WE BUY SURPLUS EQUIPMENT!!**

fax us a list of your excess

inventory

**30 DAY Guarantee!**

1309 HWY 71 BELMAR, NJ 07719

CIRCLE 273 ON FREE INFORMATION CARD

# Z-MANN CABLE SUPPLY

"DEAL OF THE YEAR!"

WARRANTIED & GUARANTEED IN STOCK ITEMS

1 5 10 20 100

## REMOTES - NEW BATTERIES INCLUDED

Jerrold 550: Scientific Atlanta (Blk) with and without volume, Zenith type or refurbished Slimline with new battery.  
 All of the above \$11 \$10 \$9 Call Call

## CLEARANCE - CLOSE OUT-ITEMS

THERE MAY BE NO RESTOCKING ON THESE ITEMS. ONCE THEY'RE GONE, THEY'RE GONE! CONVERTERS W/BUILT-IN DESCRAMBLER IN CONVERSION MODE

1 5 10 20 100

Scientific Atlanta 8500/321 w/Remote Jerrold and SA compatible \$110. \$105. \$100. N/A N/A  
 Scientific Atlanta 8530/320 w/Remote Jerrold and SA & SA dropfield compatible \$125. \$118. \$114. N/A N/A

## CONVERTERS/DESCRAMBLERS RAW

Jerrold jSX-3-DIC 36 Ch. 80% plus test good \$14. \$12. \$9. Call Call

## STRAIGHT CONVERTERS ONLY

## CONVERTERS W/BUILT IN DESCRAMBLER IN CONVERSION MODE

Scientific Atlanta 8530/330 Basic SA & SA dropfield (Advanced SA) 6 db type Jerrold & Hamlin type compatible \$135. \$125. Call N/A N/A

Panasonic Ch 3 w/Volume & new Remote, Feature packed \$55. N/A N/A N/A N/A

## DECODERS ONLY

Jerrold SB3-DIC General Instrument original equipment Ch 3 w/xfmr./Raw tested and guaranteed \$19. \$16. \$14. \$12. \$9.50  
 Positive Traps Ch 2,3,4,16,23 \$10. \$9. N/A N/A N/A

## REMOTES ONLY - All remotes come with new batteries.

Panasonic original \$9. \$8. Call Call N/A  
 Oak & Hamlin \$9. \$7. \$6. Call N/A  
 Pioneer original type \$12. \$10. Call Call N/A  
 with Universal Programmable TV function (for 5\_\_ & 6\_\_ series) New

## CONVERSION KITS & CHIPS

Zenith ZLI, 8500 310,320, 410, 420 Starcom 6 (not BB) \$12. \$10. \$9. \$8. Call  
 Tocom 5503 VIP, 5507, 5507VIP (no 2R series) \$10. \$9. \$8. \$6. Call  
 Scientific Atlanta 8570,8580, 8590 & 8600 (40 pin micro controller) \$45. \$39. Call Call N/A

## MISCELLANEOUS

Zenith LED displays \$3. \$2. \$1. Call N/A  
 Zenith Remote Sensor Module \$5. \$4. \$3. \$2. \$1.  
 Zenith Slimline Remote, front bezel inlay \$1. Call Call Call Call  
 Zenith Cosmetic Repair Parts Call Call Call Call Call  
 Call for specifics  
 Zenith decoder board 165 type tested and guaranteed \$19. \$15. \$12. Call Call  
 Torq bits, T7 (Tocom), T10 (Hamlin), T15 (Zenith), T20 Scientific Atlanta & Pioneer and T25.  
 All above are security type \$6. \$4. N/A N/A N/A  
 CB Radios, broken linears, SSB, CBs, base mobile's, antennas, microphones, parts, radios and more misc. Call Call Call Call Call

Payment Methods: Credit Card, Pre-payment or COD

Sales & Technical Assistance: (407) 788-6277

12-5 P.M. • M-F • EST • No Holidays  
 FAX: 24 HRS. (407) 788-9087  
 NO FLORIDA SALES OR ORDERS

If you plan to steal cable, do us both a favor, don't waste your dime and my time!!! Because Z-Mann Cable Supply does not assist any company or any individual in this illegal activity!

May 1994, Electronics Now

# CELLULAR TELEPHONES

\* **CELLULAR HANDBOOK** \$ 59.95

\* **MOTOROLA CELLULAR SOFTWARE** \$199.95

\* **MITSUBISHI, PANASONIC, HITACHI, TANDY, NEC & NOKIA SOFTWARE** \$299.95

*We also sell new reprogrammed cellular phones (car mount, bag and handheld) or send us your second telephone and we will reprogram it to your current number. We also sell programming cables for all the above phones. Call us for pricing.*

## CELLULAR LINK

9859 IH-10W, SUITE 257 \* SAN ANTONIO, TEXAS 78230

PHONE (210) 697-9544, FAX on demand (210)699-9640

*Unlimited Technical Support \* Book and Software sold for Educational purposes only*

CIRCLE 292 ON FREE INFORMATION CARD

You are about to have the most  
Fascinating Software Experience  
*of your ENTIRE LIFE!*



### EASY NEURAL NETWORKS

Fastest way to quickly learn about this fascinating new technology - includes a working Neural Network you can train! \$59 \*\*\*\*

### EASY EXPERT SYSTEMS

Build your own Expert System in about one week! Includes 40-Page Knowledge Engineering Manual, Quick Ref Card for quick start, and powerful Stock Market Expert System! \$69 \*\*\*\*

***BOTH ABOVE PACKAGES - ONLY \$99 !!!***

*includes FREE Talking Expert System Demo + 3 BIG Catalogs + and get free prizewinning talking PC Therapist - usually \$64.95*

***LEARN BEST BY DOING!***

*We always pay postage*

Please specify disk size or we ship 3.5"  
- Check, Credit Card or Money Order to:  
**THINKING SOFTWARE, INC.**

46-16 65TH PLACE  
WOODSIDE, N.Y. 11377

CREDIT CARD ORDERS  
PHONE (718) 803-3638

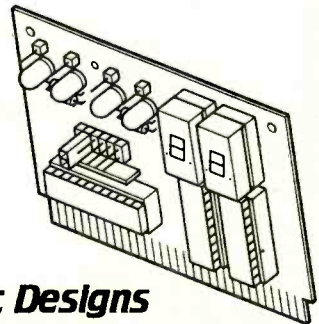
\*Quality Software since 1986\*

## POST 1 COMPREHENSIVE DIAGNOSTIC TOOL

Includes POST 1 Diagnostic Board United with Hard Spex hard drive data base software Allows computer professional to diagnose system failures to component level. Works with ISA or EISA IBM & compatible PC,XT,AT, 386sx,386dx,486sx,486dx & 586. Includes complete comprehensive 130 page manual. Designed & manufactured in the U.S.A.

**Sale Price \$59.95 Reg. \$99.95**

- \*Address Dead PCs
- \*Port selectable
- \*Hex Displays
- \*Voltage Test Points
- \*Over 10,000 sold
- \*1 Year Warranty



**Pioneer Electronic Designs**

**Call 508-687-6501 Fax 508-687-6502**



# TOP SECRET

**CONSUMERTRONICS**  
2011 Crescent Dr., P.O. Drawer 537  
Alamogordo, NM 88310

Voice: (505) 434-0234, 434-1778;  
8AM - 8PM MST, Mon-Sat  
Fax: (505) 434-0234 (orders only; if you get  
answering machine, any time enter #11);  
24-hour, 7 days/week

**Free Tech Support** (must relate directly to your  
order or prospective order): Tues. and Thurs. only.

Add \$5 total \$4 (US, Canada). All items in stock. VISA,  
MC card OK (\$29 min.). No CODs or "bill me's". New Catalog  
(150+ offers) is \$2 w/ order, \$4 w/o (no free catalog).  
In business since 1971. As seen on TV, etc. John Williams - former  
locked door engineer, NMSU Computer Science Professor,  
Navy, Air Force Weapons Engineer, NIH Health Physicist.

\*All software supports all IBM-PC compatible  
x86 systems (8086 - Pentium)

## Off-The-Shelf HARDWARE

Van Eck Systems, Automated Tempest Module, IXX Radar  
Emitter, Carjacking Follower, Personal Body Alarm,  
Voice Dispenser, Hearing Assistant, Shriek Module, EM  
Countermeasure, Omnimax TENS, 6th Sense Communicator,  
many nifty Phone Boxes, Bumper Beeper, Subliminal  
Mixer/Amp, Super MW0, Rifle Device, Neurophone,  
Hieronymus Machine, Magnetometer, Data Card  
Reader/Writers, Dwelling Security System, Levitator,  
Vortex Generator, Ultrasonic Jammer & Receiver,  
Long-Range Eavesdropper, Noise Cancellation System,  
Unknown Presence Detector, Electronic Downer, Audio-  
matic Pet Feeder, Stealth Paint - more! See our Catalog.

## CELLPHONE MODIFICATIONS

See our Catalog for our infamous cellphone modification  
guide (\$69) - detailed, comprehensive, covers all makes -  
10 times more info than competitor's "guides". (No Special  
Projects (below) for up-to-date hardware/software)

## SPECIAL PROJECTS

We design, build, repair, modify, maintain and/or consult  
on any device, system, process or project - electrical,  
electronic, computer, phone, mechanical, optical, auto-  
motive. Invention prototyping. Confidentiality guaranteed.  
Describes and include \$25 pre-engineering fee (does not  
obligate you). Time and cost estimates in 7-10 days.

## VOICE MAIL HACKING

How Voice Mail box (VMB) systems are used and the  
specific ways they are hacked. Includes ASPEN, MES-  
SAGE CENTER, BIX, GENESIS, EZ, SYDNEY, PHONE  
MAIL, AUDIX, CINDY, CENTAGRAM, SPERRY LINK,  
RSPV, etc. Absolutely required for all users, sysops and  
security personnel \$29.

## PBX HACKING

How PBXs are hacked to the tune of a million dollars!  
White "VOICE MAIL HACKING" details how VMSs are  
hacked for "thrift" and profit - including VMS methods  
for hacking PBXs themselves - \$29. "PBX HACKING" ad-  
dresses ALL issues relating to PBX hacking, including  
countermeasures! Can your business or agency afford a  
\$90,000 phone fraud loss (the average loss due to  
hacked PBXs)? As described in Forbes Magazine. \$39

## PHREAKING CALLER ID & ANI

Details on how they work and dozens of effective ways  
of defeating Caller ID, ANI, \*69, \*57, and Call Blocking  
& \*67. Also describes Caller ID, Orange, Beige,  
Cheese and CF Boxes. ESS, SS7, E-911, various  
CLASS services, CNA, NON PUB DA, CAMA, DNR,  
800-ECR, Diverters, LD Extenders, Centrix - more. \$29.

## PHONE COLOR BOXES

As designed by Phone Phreaks! 15 phone color boxes  
described. Dozens of circuits, simulator programs. Plus  
call-forwarding, conferencing, phreak history. 50 useful  
and legal phone circuit plans - more. \$29.

## ROBOFONE AUTODIALER

Powerful, versatile, menu-driven "Wargames" auto-  
dialer lets you dial any quantity (up to 10K) or mix of lo-  
cal/long distance numbers in any order, over any length of  
time, whether busy or answered (your choice) and  
log the times, commands and results to monitor, printer  
and/or disk. Quick-dial directory of up to 600 numbers.  
BUSY redial options. Direct modem command and control.  
All Result Codes, including VOICE and RINGING.  
Optional shell to terminal program upon CONNECT. Exit  
to menu or DOS (for batching). Manual + Disk\* \$29.

## COMPUTER PHREAKING

TROJAN HORSES, VIRUSES, WORMS, etc. and  
countermeasures. Includes disk with 360K of hacked  
text files and utilities, and legendary FLUSHOT+ protection  
system (Editor Choice, PC Magazine). Dozens of  
computer crime and abuse methods and countermeasures.  
How systems are penetrated. BBS advice, pass-  
word details, glossary - much more! Manuals +  
Disk\* \$39.

## BEYOND VAN ECK PHREAKING

Eavesdropping on TV and computer video signals using  
an ordinary TV! Includes security industry reports. Range  
up to 1 KM. Plans include both the Consumertronics and  
the original Top Secret Van Eck designs! \$29.

## CRYPTANALYSIS TECHNIQUES

Five powerful menu-driven crypto programs in ROM  
and their .BAS sources) to analyze, decrypt "secure" di-  
gipherts. Worked-out examples. Recommended in presti-  
gious "Computers & Security". Manual + Disk\* \$29.

## By an ORDER of the MAGNITUDE

The most comprehensive, hard-hitting, hi-tech sur-  
vival book ever written. Topics include electronics,  
computers, energy, weapons, concealment, revenge,  
alarms, etc. to survive today's dangerous world. We all  
face increasingly financially and physically brutal times!  
Field-expended use of technology in various threat and  
conflict environments and scenarios. \$49.

## STOPPING POWER METERS

As reported on CBS **60 MINUTES**: How certain de-  
vices can slow down - even stop - watt-hour meters -  
while loads draw full power! Device simply plugs into  
one outlet and normal loads into other outlets. Also de-  
scribes meter creep, overload droop, etc. Plans \$29.  
**I.G. MANUAL**: External magnetic ways (applied to  
the meter itself) to slow down and stop watt-hour meters  
while drawing full loads. Plans. \$19. **KW-HR  
METERS**: How watt-hour meters work, calibration,  
error modes (many), ANSI Standards, etc. Demand and  
Polyphase Meters. Experimental results to slow and stop  
meters by others. \$19. Any 2. \$38. All 3. \$59.

## AUTOMATIC TELLER MACHINES

ATM crimes, abuses, vulnerabilities and defeats ex-  
posed! 100+ methods detailed, include: Physical, Reg.  
E, cipher, PIN compromise, card counterfeiting, mag-  
netic stripe, false front, TEMPEST, Van Eck, tapping,  
spoofing, inside job, super-cool, vibration, pulse, high  
voltage - others. Case histories, law, countermeasures,  
detailed security checklist, labeled internal photos, fig-  
ures. ATMs contain up to \$250,000 in cash! Recent  
\$350,000 ATM crime spree still unsolved! \$39.

## CREDIT CARD SCAMS

Cardholders, merchants, banks suffer \$ Billions in  
losses annually because of credit card fraud. Describes  
every known means of credit card fraud and scams.  
Protect yourself! \$29.

## CONS & SCAMS

Cons & scams fleece Americans of \$100+ Billion per  
year! The most comprehensive survival manual on cons  
& scams of all kinds - from the classic to hi-tech. De-  
tails on 100s and their many variations. Protect your-  
self! \$29.

## HIGH VOLTAGE DEVICES

HV devices plans: Stun Gun, Taser, Prod, Cane,  
Flasher, Blaster, Zapper, Audio/RF/Radar Jammer,  
Jacob's Ladder, Plasma & Van de Graaff Gens., Fence  
Charger, Gelger Counter, Ozone Gen., Fish Stunner,  
Plant Stim., Mirlan, more! Shocking! \$29.

## UNDER ATTACK!

Electromagnetic Interference and Electronic Weapon  
Attacks cause: Cancer, birth defects, and profound psy-  
chological, neurological, cardiovascular and immune  
system disorders! Destructive to people, animals,  
plants, equipment! Includes **ACTUAL CASES OF EM AT-  
TACKS ON PEOPLE** (we investigated!) Includes how to  
verify and pinpoint EMI and electronic attack sources,  
and specific countermeasures. \$29. **EM BRAIN-  
BLASTER**: Tutorial and plans for powerful  
**ELECTROMAGNETIC WEAPONS and LAB DEVICES**.  
Optimum circuits, freqs, waveforms, duty cycles, inter-  
sites. Thorough. \$29. Both \$49.

## RADIONICS MANUAL

Examining electrical, electronic and electromagnetic ther-  
apeutic, diagnostic and preventive devices (mostly ex-  
perimental). History, descriptions, plans (dozens), avail-  
abilities of Radionics Devices from early to modern.  
While drugs cost \$ Hundreds, electricity costs pennies!  
\$29. **HEAL YOURSELF!** Plans for 3 major elec-  
tronic therapeutic devices of types approved by FDA.  
\$19. Both \$39.

## HARD DRIVE MANUAL

Covers all hard drive and controller implementations  
(emphasis on PCs). How to select, interface, initialize,  
set up, use, maintain, troubleshoot and repair them.  
How to protect them from mistakes, sabotage, prying  
eyes and sticky fingers. How to recover damaged and  
lost files. How to prevent crashes. Includes software re-  
views. Loaded with information, advice, tips. \$29.  
**DISK SERVICE MANUAL**: Maintain, trouble-  
shoot, repair, adjust, align floppies without special  
equipment or software. 3.5"x5.25"x8". PCXTAT/386/  
486, Apple, Commodore, etc. systems. All floppies need  
occasional upkeep. \$29. **DISK DRIVE TUTO-  
RIAL**: Theory, practical facts on floppy drives, disks,  
including many tips, recommendations, formatting,  
interfacing. FDC, etc. \$24. Any 2. \$49. All 3. \$69.

## SOFTWARE PROTECTION SYSTEM

Unique system that highly discourages costly software  
piracy while not interfering with legal archival copies. No  
known way to defeat. No special equipment required.  
Simple and automatic to install on your distributed soft-  
ware. Compatible with all copy-prevention systems.  
Manual + Disk\* \$59.

## STEALTH TECHNOLOGY

Police radar is fascinating! It also has error rates of 70-  
20%! Every known error mode - stealth method and ma-  
terial used to minimize radar reflections - tactic and  
strategy to fight unjust radar tickets (that cost you  
\$100s in insurance and risk cancellation) - methods to  
detect and jam signals - fully described! \$29.

## SECRET & SURVIVAL RADIO

Optimum survival and security radio equipment, meth-  
ods, freq allocations and voice/data scrambling/encod-  
ing. Includes small receivers/transmitters, telemetry, an-  
tenna optimizations, remote monitoring and control, se-  
curity, surveillance, and ultrasonic, fiber-optic and infra-  
red commo. 70+ circuit plans, tables. \$29.

## ULTIMATE SUCCESS MANUAL

Underpaid? Harassed or abused? Manipulated?  
Taken for granted? Stuck in a dead-end job? Can't find a  
good job? Expect to be laid off, fired or transferred  
soon? The ultimate no-holds-barred, looking-after-#1  
Machiavellian techniques to find, obtain, optimize and  
keep top jobs, pay and benefits. THE RULES OF THE  
GAME FOR A GAME WITHOUT RULES! From first re-  
sume to CEO. \$29.

## ROCKET'S RED GLARE

How to design and build solid-propellant amateur and  
survival rockets. Emphasis on formulation, manufacture,  
installation of propellants, motors, igniters, etc. Includes  
list of commonly available materials, and the design of  
launch pads and test beds and their electronics. \$29.

Please Order Today! (505) 434-0234  
Sold for educational purposes only.

# LEARN HOW TO REPAIR AND CLEAN YOUR VCR WITH EASY TO FOLLOW INSTRUCTION TAPES ... AND GET A FREE REMOTE RETRIEVER



Solve your own VCR problems  
and save money with . . .

## MINOR VCR REPAIR I

This instructional tape shows how to take care of  
minor common problems for VHS format  
VCRs including:

- Belt Replacement
- Sensor Lamps
- Idler Replacement
- Lubrication

## MINOR VCR REPAIR II

This tape probes a little deeper into some  
common VHS VCR problems and shows  
the most likely way to correct them.



## HOW TO CLEAN VCRs

With step-by-step instructions this tape shows  
you how to easily clean both VHS and BETA  
VCR models.

To receive your **FREE REMOTE RETRIEVER**  
Buy all three instruction tapes Part# PAC3

for just .... **\$79.95** (plus shipping & handling)

## WHISTLE FINDER - REMOTE RETRIEVER

. . . easily attaches to the back of any remote control. If  
the remote is misplaced, just whistle and the Remote  
Retriever will "beep" back, enabling you to find your remote.  
Use for Cordless Phones, Pocket-books, almost anything!

Individual Tapes and the Remote are available at  
the following costs plus shipping & handling:

Part# RPR1 .....	\$39.95	Part# RPR2 .....	\$39.95
Part# CLN1 .....	\$29.95	Part# RT50 .....	\$4.95

To order the 3 Instructional Tapes and Your **FREE**  
Remote Retriever (at almost a \$35.00 savings) just call

toll FREE . . . **1-800-558-9572**

**FAX: 1-800-887-2727**


"First In Quality, Service and Delivery"



P. O. Box 28 · Whitewater, Wisconsin 53190-0028




# Miniature Transmitters and Receivers




Small, Attractive, High End Quality, 2 Channel 318 MHz Transmitter  
59,049 Settable Codes, 120'-300' Range, 1-1/4" x 2" x 9/16", Assembled

		Qty	1	5	10
RF300T	150' Range Transmitter		24.95	19.95	15.95
RF300XT	300' Range Transmitter		29.95	24.95	19.95



Small, High End Quality, 2 Channel Receiver for the RF300 Transmitters  
1-1/4" x 3-3/4" x 9/16" PCB w/ .1" spaced pads for standard connectors  
Input: 8-24 vdc Output: Gated CMOS Momentary and Latching Lines

		Qty	1	5	10
RF300R	Receiver, Fully Assembled		24.95	20.95	16.95
RF300RK	Receiver, Complete Parts Kit		19.95	15.95	12.95
RF300PA	Pre-Amplifier. Doubles Range		14.95	11.95	9.95



Small, Economical, Single Channel Transmitter and Receiver Set  
Set Code, 60' Range, 1-7/8"x2-3/8"x7/16" (T), 2"x2-3/4"x9/16" (R)  
Receiver Input: 5 vdc Output: Gated TTL Momentary Line

		Qty	1	5	10
RF60	Transmitter and Receiver Set		24.95	19.95	14.95

Add \$ 4 shipping for first item + \$ 1 for each additional item. Ca. residents add 8.25% tax  
Visa, Mastercard, Money Orders Personal Checks and Cash C.O.D.s

## Visitect Inc.

P.O. Box 14156 Fremont, CA. 94539 (510) 651-1425 Fax (510) 651-8454

CIRCLE 314 ON FREE INFORMATION CARD


## \* THE BEST \* 8085 MICROPROCESSOR TRAINING SYSTEM JUST GOT BETTER

Are you interested in Single Board Computers and Microprocessor based systems? If the answer is yes and you want to know more about these fascinating subjects the PRIMER Trainer is the place to start. The PRIMER teaches more and is easier to use than other comparably priced trainers. The over 100 page Self Instruction manual takes you from binary number systems to processing interrupts. At the end of the manual are working examples of using photocells,

temperature sensors, making a waveform generator, programmable timer with alarm, and a new motor speed control lab using back EMF. The PRIMER comes with everything you need

to start programming in machine language. Continue on to program in Assembler, Forth or BASIC with optional upgrade and software. Upgrade includes: RS232 serial port, a serial cable and, 32K of battery backed RAM.

THE PRIMER IS ONLY \$119.95 QUANTITY 1 IN KIT FORM. THE PRIMER ASSEMBLED & TESTED BY EMAC IS \$169.95. ORDER NOW AND RECEIVE ONE FREE POWER SUPPLY WHEN YOU MENTION THIS AD. PLEASE ADD \$5.00 FOR SHIPPING.



## EMAC, inc.

618-529-4525 FAX: 457-0110 BBS: 529-5708  
P.O. BOX 2042 CARBONDALE, IL 62902

## PCBoards

## PCB Artwork Made Easy!

PRINTED CIRCUIT DESIGN SOFTWARE  
for

**Layout - Autorouting - Schematic**

- Supports all Video Modes including Super VGA
- Copper Flooding for Building Ground Areas
- Gerber and Excellon Output
- Mirror Imaging for Laser Printer Output
- Autorouter and Schematic Programs
- Circuit Simulation Software Available
- NEW! - **WINDOWS**™ Versions
- NEW! - **DOS** Versions - PCBoards & PCRoute
- FREE - Heat Transfer Film with Order

Download Demos from BBS (205)933-2954

**PCBoards Layout Only \$99**

**Windows™ Layout starts at \$149**

Call or Write for Full Product Line, Prices & Demo Packages

PCBoards  
2110 14th Ave. South  
Birmingham, AL 35205

(800)473-7227  
Fax (205)933-2954  
Phone (205)933-1122



# WESTERN TEST SYSTEMS

## Quality • Service • Selection

Phone: 1-303-438-9662  
Fax : 1-303-438-9685

530 Compton St., Unit #C  
Broomfield, CO 80020

### OSCILLOSCOPES & ACCESSORIES

TEK 465 100 MHz Dual Channel O'scope	\$500.00
TEK 7603 100 MHz 3-slot frame	\$250.00
TEK 7A13 100 MHz Differential Comparator	\$450.00
TEK 7A18 75 MHz Dual Trace Amplifier	\$100.00
TEK 7A22 1 MHz High CMRR Differential Amp	\$450.00
TEK 7B53A 100 MHz Dual Time Base	\$200.00
TEK 475 200 MHz Dual Channel O'scope	\$650.00
TEK 485 350 MHz Dual Channel O'scope	\$850.00
TEK 7704A 250 MHz 4-slot frame	\$300.00
TEK 7904 500 MHz 4-slot frame	\$450.00
TEK 7904 System w/7A24,7A26,7B80,7B85	\$1000.00
TEK 7A24 400 MHz Dual Trace Amplifier	\$450.00
TEK 7A26 200 MHz Dual Trace Amplifier	\$200.00
TEK 7B10 1 GHz Time Base	\$500.00
TEK 7B80 400 MHz Delayed Time Base	\$200.00
TEK 7B85 400 MHz Delta Delaying Time Base	\$250.00
TEK 7B92A 500 MHz Dual Time Base	\$450.00
TEK 7633 100 MHz 3-slot Storage frame	\$350.00
TEK 7633 Storage System, w/(2)7A26,7B53A	\$800.00
TEK 7834 400 MHz 4-slot Storage frame	\$750.00
TEK 7834 System w/7A24,7A26,7B80,7B85	\$1000.00
E-H/DATRON 1060 1 GHz Digital Sampling Scope	\$1750.00
TEK 7514 1 GHz Dual Channel Sampling Unit	\$700.00
AVEX 5338 10 MHz 100X 1kV Probe, NEWBOXED	\$25.00
HP 1124A 100 MHz 10X/100X Active Probe	\$100.00
TEK 1101A Active Probe Power Supply	\$225.00
TEK P6007-opt.01 100X 20 MHz 1.5kV Probe, NEW	\$75.00
TEK P6015 1000X 40KV Divider Probe	\$300.00
TEK P6201 900 MHz FET Probe, 1X/10X/100X	\$400.00
TEK P6202 500 MHz 10X FET Probe	\$250.00
TEK P6230 1.5 GHz 10X FET Probe	\$275.00

### WAVEFORM & SPECIAL GENERATORS

HP 3310A 5 MHz Function Generator	\$325.00
HP 3312A 13 MHz Function Generator	\$600.00
TEK DD501 Digital Delay Generator	\$375.00
TEK FG502 11 MHz Function Generator	\$325.00
TEK FG504 40 MHz Function Generator	\$875.00
WAVETEK 164 30 MHz Sweep/Function Generator	\$850.00
WAVETEK 186 5 MHz Phaselock Function Gen	\$500.00
HP 2148 10 MHz Pulse Gen., 50V / 50 ohms	\$2250.00
HP 8007B 100 MHz Pulse Generator	\$650.00
HP 8015A-opt002 50 MHz Dual Output Pulse Gen.	\$700.00
HP 8080A 1 GHz Dual Channel Pulse Gen.	\$1400.00
HP 8082A 250 MHz Pulse Generator	\$1800.00
TEK PG402 250 MHz Pulse Generator, Tr<1NS	\$700.00
HP 8165A Prog. Signal Source, 1 MHz-50 MHz	\$2600.00
TEK PF25605 Prog. 17 MHz Pulse/Function Gen.	\$1275.00
WAVETEK 178 50 MHz Programmable Waveform Gen.	\$1500.00

### VOLTAGE & CURRENT

FLUKE 8500A 5-1/2 Digit Voltmeter	\$450.00
HP 3437A System Voltmeter	\$350.00
TEK DM511-opt.02 4-1/2 Digit DMM & Temp. Probe, NEW	\$395.00
DATA PREC 8200-HV1, 488 Programmable DC Calibrator	\$1350.00
FLUKE 515A Portable DMM Calibrator	\$1750.00
HP 6115A Precision DC Supply, to 99.99V	\$800.00
KEITHLEY 228 Prog. Voltage/Current Source	\$2250.00
KEITHLEY 230 Programmable Voltage Source	\$1275.00
TEK P6501-1 0-20V Precision Power Supply	\$175.00
TEK AM503P6302 Current Probe	\$1000.00
DC-50 MHz w/TM501	
TEK CT-10P640 Current Transformer, 25 kHz-1 GHz	\$90.00
TEK CT-8 High Current Transformer	\$650.00
HP 6177C DC Current Source, to 50V, 500mA	\$800.00
HP 6186C DC Current Source, to 300V, 100mA	\$750.00
KEITHLEY 220 Programmable Current Source	\$2000.00
KEITHLEY 225 Current Source, 1 nA-99.9 mA	\$450.00
KEITHLEY 227 Current Source, 1 uA-1 A	\$750.00
KEITHLEY 261 Picampere Source	\$325.00
WA-COM LCS-350R Laser Current Supply, 0-350mA, 6V	\$200.00

### IMPEDANCE & COMPONENT TEST

HP 4800A Vector Impedance Meter	\$550.00
HP 4329A High Resistance Meter	\$1250.00
MEGURO MQ-171 VHF Q Meter, 20-230 MHz	\$1000.00
GR 1409 Standard Mica Capacitors, 0.05%	\$150.00
GR 1432-A 5-Decade Resistor, 0.1 OHM-11K	\$275.00
GR 1433-X 6-Decade Resistor, 0.1 OHM-111K	\$350.00
HP 16470B Stable Inductor Set (4)	\$500.00
ROD-L M800AV 5000 Volt AC HIPOT Tester	\$700.00
TEK 578 Curve Tracer, to 220V	\$1850.00
TEK 578176 Pulsed High Current Curve Tracer	\$2250.00
TEK 577D1/177 Storage Curve Tracer	\$2250.00
TEK 577D2/177 Curve Tracer, to 100W	\$1750.00
TEK 577D2/178 Curve Tracer, w/Linear IC Fixture	\$1750.00
TEK 7071N Curve Tracer, to 0.5W	\$500.00
MICROTEL 4530 Waveguide TDR, 2.4,6,11 GHz	\$4000.00

### POWER SUPPLIES

GLASSMAN PS/EG-05R-06 5 kV Power Supply, to 6mA	\$500.00
HP 6002A-opt.01 50V/100A Power Supply, to 200 W	\$875.00
HP 6200B Dual Range Supply, 20-40V Ranges	\$250.00
HP 6207B 180V at 200mA CVCC Power Supply	\$300.00
HP 6261B 20V at 50A CVCC Power Supply	\$500.00
HP 6264B 20V at 20A CVCC Power Supply	\$500.00
HP 6267B 40V at 10A CVCC Power Supply	\$550.00
HP 6282A 10V at 10A CVCC Power Supply	\$300.00
HP 6296A 60V at 3A CVCC Power Supply	\$400.00
HP 6438B 60V at 5A CVCC Power Supply	\$375.00
HP 6205B Dual Output Dual Range Supply	\$250.00
HP 6626A Precision Quad Output Supply	\$3250.00
TEK PS503A Dual Power Supply	\$250.00
HP 95501A HP/IB Power Supply Programmer	\$175.00
HP 6824A Power Supply/Amplifier, 50V 1A	\$450.00

### TIME & FREQUENCY

HP 5314A 100 MHz/100 nS Universal Counter	\$225.00
HP 5315A 100 MHz/100 nS Universal Counter	\$650.00
HP 5338A Univ. Counter, opt's 10, 20, 30, 40	\$1750.00
TEK 7D15 225 MHz Universal Counter/Timer	\$275.00
TEK DC5009-opt01 Programmable 135 MHz Count/Timer	\$750.00
TEK DC503A 125 MHz Universal Counter/Timer	\$500.00
TEK DC509 135 MHz High Resolution Counter	\$700.00
TEK TVC501 Time-Voltage Converter	\$700.00
EIP 351D 18 GHz Frequency Counter	\$950.00
EIP 545A 18 GHz Frequency Counter	\$1750.00
EIP 548-opt.2,5,8,26.5 GHz Frequency Counter	\$3850.00
HP 8343A 26.5 GHz Frequency Counter	\$3500.00
TEK 7D14 525 MHz Frequency Counter	\$1175.00
VECTRON FS-323 Frequency Std., 0.1, 1.0, 5.0 MHz	\$400.00

### AUDIO & BASEBAND

TEK AA5001 Programmable Distortion Analyzer	\$2250.00
TEK DA4084 Distortion Analyzer, 0.0025% THD	\$1750.00
HP 3400A RMS Voltmeter, 10 Hz-10 MHz	\$200.00
HP 204D Audio Oscillator, w/80 dB atten.	\$200.00
HP 3335A Synth./Level Gen., 200 Hz-80 MHz	\$3250.00
HP 3336B Synthesizer/Level Gen., 75 ohms	\$650.00
HP 3336C Synth./Level Gen., 10 kHz-21 MHz	\$1250.00
HP 3575A-opt002 Gain-Phase Meter, 1 Hz-13 MHz	\$1000.00
KROHN-HITE 3202R Dual HP/LP/BP/BR Filter, to 2 MHz	\$500.00
P.A.R. 189 Filter/Amplifier, 0.1 Hz-110 kHz	\$350.00
ROCKLAND 752A-opt.02 Dual Low Pass Filter, 115 dB/oct	\$1100.00
TEK AM502 Differential Amplifier	\$575.00

### RF & MICROWAVE

ANRITSU MS2601A Spectrum Analyzer, 10 kHz-2.2 GHz HP 5371A Modulation Domain Analyzer	\$6900.00
HP 8443A Tracking Generator, 0.1-110 MHz	\$500.00
HP 8444A-opt059 Tracking Generator, 0.5-1500 MHz	\$1500.00
HP 8552B IF Section	\$750.00
HP 8553B RF Section, 1 kHz-110 MHz	\$500.00
HP 8554B RF Section, 0.1-1250 MHz	\$800.00
HP 8555A RF Section, 0.01-18 GHz	\$950.00
TEK 1401A/323 Portable Spectrum An., 1-500 MHz	\$900.00
TEK TR503 Tracking Generator, 0.1-1800 MHz	\$1750.00
HP 8405A Vector Voltmeter, 1-1000 MHz	\$700.00
NARDA 7000A Microwave Multimeter, 0.1-18 GHz	\$1950.00
WAVETEK 1038N/10D14A Scaler Network An., 1 MHz-26.5 GHz	\$1250.00
WILTRON 63A50-opt.1 VSWR Autotester, 10-4000 MHz	\$600.00
BOONTON 102C Signal Generator, 0.45-520 MHz	\$850.00
HP 11720A Pulse Modulator, 2-18 GHz	\$1200.00
HP 8640B-323 Signal Generator, 0.5-512 MHz	\$750.00
HP 86631B External AMP/Pulse Mod., for 8660	\$250.00
MARCONI 2019A Synth. Signal Gen., 1.5-1040 MHz	\$3500.00
WILTRON 6742A-opt.01 Synth. Sig./Swp. Gen., 18-40 GHz	\$9000.00
EIP 928-opt.9201 Programmable Sweep Gen., 1-18 GHz	\$4000.00
HP 8601A Signal/Sweep Gen., 0.1-110 MHz	\$500.00
HP 8620C Sweep Oscillator Frame	\$550.00
HP 8622B-002 RF Plug-in, 10-2400 MHz	\$2250.00
HP 86235A RF Plug-in, 1.7-4.3 GHz	\$500.00
HP 86240A RF Plug-in, 2.0-8.4 GHz	\$1000.00
HP 86250B RF Plug-in, 2.0-18.6 GHz	\$2250.00
HP 8709B Synthesizer, for 8620 sweepers	\$250.00
WAVETEK 1087 Sweep Gen., 1-400 MHz 75 Ohms	\$400.00

BOONTON 4200A Digital Power Meter, 1MHz-12.4GHz	\$900.00
BOONTON 42B/41-4B Power Meter, 1 MHz-12.4 GHz	\$475.00
BOONTON 42B/41-4E Power Meter, 1 MHz-18 GHz	\$850.00
BOONTON 42B/42-S/3 Power Meter, 1 MHz-2 GHz	\$375.00
HP 432A/478A Power Meter, 0.01-10 GHz	\$375.00
HP 432B/478A Digital Power Meter, 0.01-10 GHz	\$450.00
HP 435A/8481A Power Meter, 10 MHz-18 GHz	\$1000.00
HP 435A/8482A Power Meter, 0.1-4200 MHz	\$1000.00
HP Q8486A Power Sensor, 33.0-50.0 GHz	\$1500.00
WAVETEK 1034A Portable Power Meter, 0.001-18GHz	\$375.00
RACAL 9303-opt.15 TRMS Level Meter, 2 ch, 10k-2 GHz	\$1100.00
AILTECH 7615 Noise Gen., 0.01-1.3 GHz, 150B ENR	\$350.00
BOONTON 82AD FM/AM Modulation Meter	\$1000.00
HP 11975A Levelled Amplifier, 2-8 GHz	\$1200.00
HP 8447E Amplifier, 0.1-1300 MHz, +12.5dBm	\$600.00
PANASONIC VP-8125A FM Stereo Signal Generator	\$850.00

### COAXIAL & WAVEGUIDE

BIRD 8067 75 OHM Load, 25W DC-1 GHz, N(f)	\$45.00
DIELECTRIC C43415 Trombone Line, 0-250 deg/GHz	\$100.00
GORE Instrumentation Grade SMA Cables	\$75.00
GR 874-LK20 Variable Length Air Line, 20-44cm	\$200.00
GR 900-LB Precision Slotted Line	\$450.00
HITACHI ME1513 Precision Attenuator, 60-90 GHz	\$750.00
HP 11691D Dir. Coupler, 22 dB, 2-18 GHz	\$500.00
HP 11692D Dual Dir. Coupler, 22 dB, 2-18 GHz	\$1000.00
HP 776D Dual Dir. Coupler, 940-1900 MHz	\$250.00
HP 778D-opt.011 Dual Dir. Coupler, 20 dB, 0.1-2GHz	\$400.00
HP 779D Dir. Coupler, 20 dB, 1.7-12.4 GHz	\$375.00
HP 908A Coaxial Termination, DC-4 GHz	\$50.00
HUGHES 411214H Tunable IMPATT Source, 37-39 GHz	\$1250.00
HUGHES 47134H-1105 52 GHz IMPATT Source, FMA/FC	\$1500.00
KAY 442D 75 OHM Step Att., 0-101 dB	\$90.00
KRYTRAR 1822S SMA Mini Dir. Detector, 2-18 GHz	\$175.00
MAURY 2505C Sliding Termination, 0.9-18.0 GHz	\$275.00
MAURY 8043D Double Stub Tuner, 1.8-18 GHz	\$350.00
MILITARY AS-1346B Double Ridge Horn, 3-8 GHz, N(f)	\$75.00
NARDA 26102 Dir. Coupler, 30 dB, 2-18 GHz	\$150.00
NARDA 3000-SERIES Directional Couplers	\$150.00
NARDA 3050-SERIES Precision HI Directivity Coupler	\$225.00
NARDA 372NM Sliding Termination, 2-12.4 GHz	\$90.00
NARDA 4000-SERIES SMA Mini Directional Couplers	\$75.00
NARDA 4222-16 SMA Mini Dir. Coupler, 1-18 GHz	\$225.00
NARDA 5070-SERIES Precision Reflectorometer Couplers	\$300.00
NARDA 705-69 Step Att., 0-69 dB, DC-18 GHz	\$550.00
TRG A526 WR28 Phase Shifter, round flange	\$200.00
WEINSCHEL DS109 Double Stub Tuner, 1.0-13.0 GHz	\$100.00
WEINSCHEL DS109-LL Double Stub Tuner, 0.4-4.0 GHz	\$100.00
WEINSCHEL DS109-LL Double Stub Tuner, 0.2-2.0 GHz	\$150.00

### MISCELLANEOUS

HP 1631D Logic Analyzer / DSO	\$1650.00
HP 5006A Signature Multimeter, HP/IB	\$675.00
TEK 1240D/2D2 Logic Analyzer, 36 ch, 50 MHz	\$1250.00
HP 28687A LAN Wire Test Instrument	\$750.00
HP 59401A HP/IB Bus Analyzer	\$700.00
HP 653A Test. Osc., 10 Hz-10 MHz, Video Mod.	\$150.00
HP 83001A Microwave Repeater, 3.7-4.2 GHz	\$750.00
KSO/ODETICS AITG-PC IIRIG-B Time Base Card for PC/AT	\$250.00
SCI ATLANTA 4647 If Noise Insertion Test Set	\$1250.00
TEK 1411R-opt.04 PAL Test Signal Generator	\$2750.00
TEK 144 NTSC Test Signal Generator	\$700.00
TEK 521A PAL Vectoroscope	\$1500.00
W&G RM-40 70 MHz Radiolink Measuring Set	\$1750.00
HP 3720A-opt.2 2 port Fiber-Optic HP/IB Extender	\$600.00
HP 59307A HP/IB VHF Switch	\$200.00
HP 82937A & 39A HP/IB & Serial Interfaces	\$50.00
P.A.R. 5206 Lock-in Amplifier, 2 Hz-200 kHz	\$3000.00

• VISA • MASTERCARD • OPEN ACCOUNT • 90 DAY WARRANTY • 10 DAY INSPECTION •

CIRCLE 137 ON FREE INFORMATION CARD



# Toronto

# Surplus

# & Scientific

608 Gordon Baker Rd. Willowdale,  
Ontario Canada zip: M2H-3B4  
TEL: (416) 490-8865 FAX: 785-7955



### INDUSTRY STANDARD TEKTRONIX 491 SPECTRUM ANALYZER


Covers 10 Mhz - 40 Ghz. Solid state portable unit features internal phase lock, minimum sensitivity is -100dBm. A 12.4 Ghz mixer is included with each unit. External mixer kit (40 Ghz) and attenuators are available with purchase of each 491 for \$400.00 extra per set. Price: \$1,200.00 ea. Checked.



### R390A RECEIVER

"The CLASSIC RADIO RECEIVER that is still a great investment". - These units are complete with *orig. meters* and cover the frequency range of 0.5 - 32 Mhz in AM, CW, MCW with direct frequency readout via mechanical digital display - physically complete, less covers.

Price: \$195.00 Used Repairable



### APPLIED COMMUNICATIONS VHF/UHF RECEIVER SR-2155

This digital high performance radio operates from 20Mhz-500Mhz. Modes of operation are AM, FM, CW, PLS, LSB, USB with bandwidths of 20, 60, 100, 300, KHz and 2 or 4 MHz. This unit contains a high performance ovenized oscillator, HPiB interface, "very hot front end", 21.4 MHz IF output and dial or direct frequency entry. Price: \$2750.00




### COLLINS 30L-1 POWER AMPLIFIER

One of the finest mid-size linear amplifiers ever produced specifically for the Premier Ham Radio Operator. It covers the 80,40,20,15 and 10 meter bands in either SSB, CW, RTTY or SSTV modes. Input drive power is 70-100 watts for full output. Power input is 1200watts, @ 115/230 vac 60 Hz. Output power is 650 watts RF (1000w @ reduced duty cycle).

These units are in **exceptional** condition complete with cables and connectors. If your looking for the amp opportunity of a life time, you've just checked-in!!!

Price: \$595.00 winged. \$695.00 round.



### RACAL RECEIVER RA 6790/GM

Superior quality and design are standard in this 500Khz-30Mhz general coverage receiver. Modes of operation are AM, FM, CW, U/LSB, ISB - optional, with room for seven bandpass filters. The illuminated LCD display features large readable digits for frequency and mode status as well as AF or RF signal strength. Tuning can be directly entered via keypad or with a tuning knob. Three different gain modes are Manual, Automatic, and Automatic with selectable threshold. Fully Checked & Operational.


Price: \$995.00 Radio only-less filters.

Bandpass filters: 400Hz/1.2KHz/2KHz/6.8KHz 16KHz / USB/LSB are \$65.00 ea. max 4 per unit.

**All Prices in U.S. Dollars  
Please include telephone/fax  
number with mail-in orders.  
Orders must be prepaid by  
guaranteed instrument.**

Manuals available at extra cost


CIRCLE 138 ON FREE INFORMATION CARD



### SPECIAL FORCES RADIO SET R-1004/GRC-109 T-784/GRC-109

"Its a dream come true." Complete GRC-109 radio sets including all the goodies as follows:

- R-1004/GRC-109 Receiver
- T-784/GRC-109 Transmitter
- PP-2684/GRC-109 Power supply (AC,DC)
- PP-2685/GRC-109 Power supply (AC only)
- CN-590/GRC-109 Voltage regulator (For hand crank generator)
- Plus Headset, Accessory kit with new spare tubes and parts, original manual and cables. These are new in the box. A **FABULOUS** collector item!! Price: \$350.00 Complete sets only.




### COLLINS STATIONS INCLUDING

KWM-2A Transceiver, 30L-1 Power amplifier, 312B-4 Station console, 516F-2 Power supply  
These units are physically complete, look OK inside and on the front panel, but require a case re-painting. All tubes are included with these sets.

Call for further details, these are priced to sell fast!!  
Price: \$900.00 for complete sets only (not functionally tested)


## Flea Market Prices by Mail!!!





**TN-339 ANTENNA TUNER**

Originally designed for the famous T-368/URT AM transmitter. Frequency range is 1.5-20MHz. Contains ceramic variable inductors and fixed capacitors for tuning elements, as well as RF ammeter. Price: \$149.00 ea.




**NIDA ELECTRONIC TRAINER**


For those of you with limited funds this system provides you with the most essential instruments in one system. It incorporates the following:

- 10MHz oscilloscope
- Autoranging DVM
- Function generator
- 3 variable dc power supplies
- 1 variable ac power source
- Precision decade resistance
- Speaker and 2 analog meters

This unit comes complete with a number of electronic experiments assembled on easy to use plug-in cards. Price: \$495.00



**Tank sight** full of optics!!! Price: \$85.00




**TEKTRONIX 465B**

Proof is in the pudding when it comes to this instrument's track record. There's no doubt, that popularity speaks many languages when speaking of the "465B". This excellent instrument continues the tradition of the standard 465 oscilloscope by adding useful features such as CH-1, CH-2 sum or difference, trigger view in any combination, alternate sweep and trace selection versatility. Many technicians dream of owning a quality 100-MHz oscilloscope, but funding rairly permits. Fortunately, we were recently able to aquire a limited supply of 465B-s in nearly new condition. Our **LOW PRICES** will likely permit "you" to own one of the best scopes anywhere in the country. If your need is current and action *swift* you too will be a member of a growing club!!

**SELECTED EXCELLENT COND.....\$849.00**  
**VERY GOOD CONDITION.....\$695.00**


These instruments are fully checked out and calibrated. They are supplied with an original front panel cover and complete service manual. Original TEK Probes are \$75.00 each with each purchase.



**HEWLETT PACKARD 8656B SYNTHESIZED SIGNAL GENERATOR**

This Generator operates from .1Mhz-990Mhz. Modulation is AM or FM with int 400Hz/1 KHz modulation. This unit contains a high performance ovenized oscillator OPT 001, HPIB interface and OPT 002 rear panel output. High-performance and economy make this a great investment. The units are "NEW" never used still factory sealed.

Price: \$6775.00 Fully Checked.



**BIRD TERMLINE COAXIAL DUMMY LOAD**

Recomended maximum input power is 500 watts input impedance is 50 Ohms.

Type "N" input connector for easy connection to most RF sources.

Price: \$349.00 resistance checked.

- |   |  |
|---|--|
| -HP 3580A SPEC-ANALYZER 5Hz-50KHz.....\$3470.00 | - PRC-25 TRANSCEIVER(TACTICAL).....\$ 250.00       |
| -HP 8443A 110MHz TRACKING GENERATOR \$ 900.00   | - COLLINS 651S-1 RECEIVER.....\$1450.00            |
| -HP 8160A OPT-20 PROG PULSE GEN.....\$5500.00   | - R392 RECEIVER .5-30MHZ.....\$ 165.00             |
| -HP 4260A LCR BRIDGE.....\$ 385.00              | - T195 100w COMPANION XMTR TO 392.....\$ 85.00     |
| -HP 3551A TRANSMISSION TEST SET.....\$1275.00   | - SUNAIR GSB-920 RECEIVER (like new).....\$ 550.00 |
| -EXACT 566 SWEEP/FUNCTION GEN.....\$ 345.00     | - TRANSWORLD TW-100 PORTABLE TRANSCEIVER           |
| -BOONTON 82AD AM/FM MOD-METER.....\$1275.00     | - SYTHESIZED, AUTO TUNE, 100WATTS.....\$2795.00    |
| -GEN-RAD 1662 RES- LIM BRIDGE.....\$ 325.00     | - GRT-22 UHF POWER AMPLIFER.....\$ 200.00          |
| -TEKTRONIX 1502 TDR w CHART-REC.....\$3795.00   | - COLLINS 516F2 POWER SUPPLY.....\$ 95.00          |




\$449<sup>95</sup>

# Device Programmers

\$139<sup>95</sup>

48 PIN ZIF

Connects to standard PC parallel printer port



9 1/2 x 5 3/4 x 1 1/4

**EMP-20**

• Easy to use software, on-line help, full screen editor

• **Fast Programming**

(EMP-20)

27C010A, 23 seconds

28C020, 34 seconds

27C040, 95 seconds

• **Made in USA**

• 1 Year Warranty

• Technical Support by phone

• 30 day Money Back Guarantee

• FREE software upgrades available via BBS

• Demo SW via BBS (EM20DEMO.EXE) (PB10DEMO.EXE)


• E(e)proms 2716 - 8 megabit, 16 bit 27210-27240, 27C400 & 27C800,

• Flash 28F256-28F020, (29C256-29C010 (EMP-20 only))

• Micros 8741A, 42A, 42AH, 48, 49, 48H, 49H, 55, 87C51, 87C51FX, 87C751,752

• GAL, PLD from NS, Lattice, AMD-16V8, 20V8, 22V10 (EMP-20 only)

## PB-10 Internal Card for PC



2 ft. Cable

40 PIN ZIF

**FOR MORE INFORMATION CALL**

4539 Orange Grove Ave.  
Sacramento, CA 95841  
(Monday-Friday, 8 am-5 pm PST)

**NEEDHAM'S ELECTRONICS, INC.**



C.O.D.



**(916) 924-8037**

**BBS (916) 972-8042**

**FAX (916) 972-9960**

CIRCLE 257 ON FREE INFORMATION CARD



## LOOKING FOR TEST EQUIPMENT NIGHT VISION or ELECTRONICS?

### TEST EQUIPMENT SPECIALS

#### TEKTRONIX MAINFRAMES

7904, 500MHz M/F with, 7A24, 7A26 D/T vert., 7B92A T/B Manual.....\$1395

7704, 200MHz M/F with, two 7A26 D/T vert., 7B80 and 7B85 T/B Manual.....\$950

7623, 100MHz Storage with 7A18x2 D/T vert. amp, 7B53 T/B Manual.....\$995

#### PORTABLE PACKAGE DEALS

TEK 335, 35MHz, MINI, AC/DC, Dual Trace, Del. Sweep, probe & Manual.....\$495

TEK 475, 200MHz, Dual Trace, Delayed Sweep, Probe & Manual.....\$725

TEK 475A, 250MHz, Dual Trace, Delayed Sweep, Probe & Manual.....\$725

TEK 485, 350MHz, Dual Trace, Delayed Sweep, Probe & Manual.....\$995

#### HI-TECH LAB & PROCESS EQUIPMENT

WYKO LADITE-256, Laser wavefront measurement system. A turnkey system for determining the wavefront quality and intensity distribution of laser sources. Operates from the visible to the infrared. The LADITE system provides full geometric and diffraction analysis. Complete system, LIKE NEW CONDITION. Replacement cost >\$75K. LEASE/RENTAL available. ....\$20K

LASER TRIMMING STATION, QUANTRAD 1010X Pulsed xenon laser. Perfect for trimming resistor networks. SPECS: 60 uJ per pulse, TEM<sub>00</sub>, 200W peak, 300ns pulse width, 4 to 6 PPS, 526 to 539nm. Air cooled, 115VAC powered. Includes video and direct view microscope, F.O. illuminator and manual XY table. EXCELLENT CONDITION, low hours. Two available.....\$1500ea.

He Ne LASER HEADS with 110VAC commercial power module. lowest price anywhere! Precision cylindrical aluminum housing with Alden HV connectors. 3-4mW, only .....\$75, 4-5mW only.....\$85, 5-6mW system only.....\$95

Top of the line 6+mW system only \$125 Perfect for home light show.

### LASER AIMER, POINTER or MICRO MODULE !

for CAMERAS, FIREARMS and INDUSTRIAL ALIGNMENT

We have the best possible value in a LASER AIMER/SIGHT. The BEAMSHOT uses our standard 5mW laser module for 100 Meter range. Enclosed in a water resistant anodized aluminum cylinder 19mm Diam. X 72mm. Package includes precision X-Y, windage/elevation adjustments and removable touch activated remote switch. Weighs 2oz. including 20 hour battery! Experimenters love our 3VDC powered MICRO-MODULE. Only 11x22mm. AR coated glass collimator and pwr. supply in a machined brass package. For the business person, our PEN/POINT is the only laser pointer that writes! Identical laser as used in our BEAMSHOT and MODULE at a super price. OUR PRODUCTS HAVE THREE TO FIVE TIMES THE OUTPUT POWER OF THE "TOY" POINTERS SOLD IN STORES and are industrial quality. Why get less than you need? PEN/POINT or MICRO MODULE.....\$65 BEAMSHOT AIMER.....\$119

### ATTRACTIVE OFFER ALMOST OVER ?

You may have seen "powerful" Rare Earth Magnets elsewhere for \$15ea. "They are kids stuff," compared to ours. These "bad boys" can pull 50lbs! Yes fifty! Each module comprises *two magnets* bonded to a steel base. Overall size 2.5"x1.1"x.67" The actual magnets, are only .82Lx.78Wx.32H. Almost impossible to separate.

**WARNING: CAN CAUSE PERSONAL INJURY. HANDLE WITH CARE.**  
TWO MODULES.....\$8.95 or 10 MODULES.....\$39.95

**INTENSIFIED MONOCULAR, GENUINE U.S. MADE.** Palm sized. Precision optical system for superior low light viewing. Self contained with internal rechargeable battery. Extremely rugged and light weight. Two models available; 50mm for 1X operation or 135mm for 4X magnification, with transit case.....\$895

**COVERT IR SOURCE** 1 million cp, 12VDC IR SPOTLIGHT.....\$150

Electronics Now, May 1994

158



## RESOURCES UN-LTD.

**THE QUALITY YOU DESERVE AT PRICES YOU CAN AFFORD**

60 DAY REPAIR OR REPLACEMENT GUARANTEE. FRIENDLY TECHNICAL SUPPORT. LARGE INVENTORY  
VISA, MC, AMEX, DISCOVER or COD. PHONE: 603-668-2499 FAX: 644-7825

CIRCLE 310 ON FREE INFORMATION CARD



SEC

# Sun Equipment Corporation

616 Hawick Rd., Raleigh, NC 27615

(800)870-1955/ (919)881-2141 FAX:(919)870-5720


# LODESTAR Lodestar Electronics Corp Since 1979

Visa, Master, Amer. card accepted. School purchase order accepted, net 30 days. Bids accepted. 3% discount for prepaid order.

Quantity/OEM discount available. Prices are F.O.B. our warehouse.

## COMPUTER/MICROPROCESSOR TRAINER

Let our low-cost BGC-8088 Microprocessor trainer lead you to the advanced 80386, 80486, ...etc.. Our training systems will help you learn BASIC, C, and ASSEMBLY languages programming and microprocessor/computer system hardware design and troubleshooting



**CIC-100 only \$549.00**

**Features:** Operate on IBM PCXT/AT or compatible, controlled by ASSEMBLY, C, or BASIC programming languages, 800-pin solderless breadboard for circuit design and test, I/O drivers for controlling relay, step motor, LED, speaker ... experiment manual. Application control modules available, including step motor, matrix key-pad and traffic light, A/D, D/A, F/V, V/F converters.



**BGC-8088 only \$699.00**

**Features:** Assembly language coding, assembler, disassembler, single step and multi-breakpoint program debugger, display and rewrite registers, download/upload programs from/to external systems(IBM PC or compatible), I/O drivers, 56-key large size keyboard, LCD display, RS-232, UART, printer interface, two expansion slots, +/-5V, +/-12V switching power supply, user's guide and experiment guide, Practical control applications available, such as stepping motor, matrix display... etc., and... more

*Be our partner!!! Seeking regional distributors & dealers. We do OEM.. Visit us at EDS '94, booth 3522, 4/26 - 4/28, Las Vegas Hilton Hotel.*

## DC POWER SUPPLY



**PS-303 \$159.00**

0-30VDC, 0-3A  
0.02%+2mV line regulation  
0.02%+3mV load regulation  
1mVrms noise & ripple; Short circuit & overload protection.

**PS-305 \$239.95**

0-30VDC, 0-5A

**8110 \$329.95**


0-60VDC, 0-3A

**8112 \$449.95**

0-60VDC, 0-5A

**8109 \$749.95**, dual output, 0-60VDC, 0-5A, independ tracking operation. Low ripple.

**8202(8203) \$499.95(\$549.95)**, riple output, 0-30VDC, 0-3A(5A), fixed 5VDC/3A, independent tracking operation, constant voltage and current.



## GRID DIP METER



**DM-4061A \$89.95**

1.5-250MHz, 6 bands;  
6 plug-in coils, 2 transistor, and 1 diode.

**MODULATION:** approx. 2KHz Sinewave

**CRYSTAL OSCILLATOR:** 1-15MHz

**POWER SUPPLY:** 9VDC

## AM/FM SWEEMAR SCOPE



**SM-6225B/C \$1999.95**

**FREQ RANGE:**

420-490KHz(AM),


10-11.4MHz(FM).

**ACCURACY:** +/- 0.1%

**MARKER:** (AM)455KHz, +/-5KHz, +/-10KHz;

(FM)10.7MHz, +/-7.5KHz, +/-150KHz

## WOW FLUTTER METER



**WF-3103 \$699.95**

**FREQ. RANGE:**

3KHz +/- 10% IIS/CCIR

3.15KHz +/- 10% DIN.

**MEASURE RANGE:**

0.03/1/3/3% full scale.

**ACCURACY:** +/-5%.

**WF-3105A \$799.95**, Digital.

**FUNCTION:** LIN/WOW/Flutter/WTD.

**FREQ CNTR:** 10Hz-9.99MHz

**INDICATION:** CCIR/DIN/IIS

## AM/FM STD SIGNAL GEN.

**SG-4110A \$1999.95**

**FREQ:** 100KHz-110MHz

**DISPLAY:** 6-digit LED

**RESOLUTION:**


100Hz (100-34.99MHz); 1KHz (35MHz-110MHz)

**ACCURACY:** <+/- (5X10<sup>-5</sup> +/-1) count

**OUTPUT RANGE:** -19dBu, -99dBu, 1dB step

**IMPEDENCE:** 500ohm VSWR 1.2

## RF SIGNAL GENERATOR



**SG-4160B \$119.00**


100KHz-150MHz up to 450MHz on 3rd harmonics, 6 ranges, AM modulation. **RF OUTPUT:** 100mVrms to 35mHz.

**MODULATION:** INT. 1KHz, EXT. 50Hz-20KHz.

**AUDIO OUTPUT:** 1KHz, 1Vrms.

**SG-4162AD \$229.95**, with Freq. Counter 10Hz-150MHz for internal & external source.

## AUDIO GENERATOR



**AG-2601A \$119.00**

10Hz-1MHz, 5ranges

**OUTPUT LEVEL:**

0-8Vrms sinewav

10Vp-p square

**OUTPUT IMPEDENCE**

600Ohm

**DISTORTION:** <0.05% 500Hz-50KHz

<0.5% 50KHz-500KHz

**AG-2603AD \$229.95**, with Freq. Counter 10Hz-150MHz for internal & external source.

## FUNCTION GENERATOR



**FG-2100A \$169.95**

0.2Hz-2MHz in 7 ranges;

Sine, Square, Trianle, Pulse & Ramp

**OUTPUT:** 5mVp-p-20Vp-p.

1% distortion.

**VCF:** 0-10V control freq. to 1000:1.

**FG-2102AD \$229.95**, generates signals same as FG-2100, 4-digit counter display, TTL & CMOS outputs, 30ppm +/- 1 count accuracy.

**FG-2020B \$169.00**

0.5Hz-500KHz, Sine, Square, Triagle.

**FG-2103 \$329.95**, Digital sweep generator,

0.5Hz-5MHz in 7 ranges.

**OPERATING MODE:** sweep, AM, gated burst, VCG.

**FREQ. COUNTE R:** Internal 5Hz-5MHz

External 5Hz-10MHz

## SWR/RF POWER METER



**310 \$89.95**

**FREQ RANGE:**

1.8-150MHz

**RF POWER:**

0-4W/20W/200W

**SWR MEASUREMENT:** 1.0 - 9.9 4W minimum

**ACCURACY:** 5%-10%

**INSERTION LOSS:** 0.3dB

**INPUT/OUTPUT IMPED.:** 50Ohm; SO-239 plugs.

**320 \$89.95**, 130-520MHz

**330 \$129.95**, 1.8-520MHz

**SWR-3P \$26.95**

1.7-150MHz, RF Power: 0.5-10W, 0.5W-100W.

**SWR-2P \$22.95**, 1.7-30MHz, RF Power: 0.5-10W.

**PM-330 \$149.95** 1.8-500MHz, 0.5W/20W/120W

## STEREO MODULATOR

**AG-2011A \$549.00**

**RF SECTION:**

**CARRIER:** 98MHz +/- 2MHz

**OUTPUT:** 10mV, 1mV & 1mV

**COMPOSITE SIGNALS:**

**PILOT:** 19KHz +/- 2KHz, 0.8Vrms

**INT. MODULATION:**

400KHz, 1KHz +/- 1%,

1Vrms, distortion: < 5%

**L-R SEPARATION:** >50dB.

**EXT. MODULATION:**

**FREQ.:** 50Hz-15KHz

**L-R SEPARATION:** >45dB 100Hz - 3KHz

>35dB 50Hz - 15KHz



## AUTO DISTORTION METER

**DM-3104A \$799.95**

**MEASUREMENT:**

**RANGE:** 0.01%-30%

0.1/0.3/1/3/10/30% full scale.

**FREQ.:** 400Hz +/- 10%

1000Hz +/- 10% (HPF).

**INPUT:** 3mV-100V, ratio measuring 20dB.

**AUTO. SWITCHING RANGES:**

Fundamental Freq. = (fo) +/- 10%;

Fundamental Rejection: >80dB at (fo) +/- 5%

>70dB at (fo) +/- 10%

**HARMONIC ACCURACY:** +/- 5dB, 1 8(fo)-20KHz



## FREQUENCY COUNTER

**FC-5250C \$119.95**

**FREQUENCY RANGE:**

10Hz-220MHz;

(HF) 10Hz-20MHz,

(VHF) 10MHz-200MHz

**GATE TIME:** 0.1 & 1sec.

**INPUT SENSITIVITY:** 35mV 10Hz-200MHz

**INPUT IMPED.:** (HF) 1MOhm, (VHF) 50Ohm.

**MAXIMUM INPUT:** 10Vp-p.

**FC-5260A \$139.95**

10Hz-600MHz.

**FC-5270A \$149.95**

10Hz-1300MHz.

**FC-5600B \$329.00**

10Hz-600MHz



## SIGNAL TRACER/INJECTOR

**SE-6100 \$134.95**

**TRACER:**

Gain Max. 60dB

**ATTENUATION:**

0/20/40/60dB

**INPUT IMPED.:** 100KOhm

**OUTPUT IMPED.:** 600Ohm; **SPEAKER:** 8 Ohm.

**INJECTOR:** Freq. 1KHz Squarewave; Output

Level: Continuously variable 0-4.5Vp-p.

**COLOR PATTERN GEN.**

**CPG-1366A \$159.95**, VHF NTSC.




May 1994, Electronics Now



# Unbeatable Discount Prices

1 YEAR WARRANTY  
15 DAY MONEY BACK GUARANTEE



## MT-100

Reg. \$595.


**\$399.00**

## Four Instruments in One Instrument

- |   |   |
|---|---|
| <p><b>1 Function Generator</b></p> <ul style="list-style-type: none"> <li>Sine, Square, Triangle, Pulse, Skewed Sine, Ramp, TTL</li> <li>0.02 Hz ~ 2MHz</li> </ul>  | <p><b>3 Power Supply</b></p> <ul style="list-style-type: none"> <li>3-1/2 Digit LCD</li> <li>Triple output: #1. 0-50V, 0.5A MAX #2, 15V, 1A #3. 5V, 2A</li> </ul> |
| <p><b>2 Frequency Counter</b></p> <ul style="list-style-type: none"> <li>8 Digit LED</li> <li>1 Hz ~ 100MHz</li> <li>± (1 Hz + 1 dgt. + Time Base Error)</li> </ul> | <p><b>4 Digital Multimeter</b></p> <ul style="list-style-type: none"> <li>3-1/2 Digit LCD</li> <li>DCV, ACV, Ω, DCA, ACA</li> <li>± (0.5% + 2 dgts)</li> </ul>    |

### BEST BUY! O'SCOPES

2 Yr. Parts/Labor Warranty



25 MHz Dual  
Reg. \$525.

**\$299.00**

25 MHz Dual  
w/Component Test  
Reg. \$595.

**\$379.00**

40 MHz  
Dual/Delay  
Reg. \$695.

**\$499.00**

### OS-3304/3324, 25 MHz

- DC to 25 MHz. Dual Channel
- 6" Rectangular CRT with Internal Graticule 10x8cm (Phillips P31)
- Uncalibration LED.
- High Sensitivity 1 mV/div to 20V/div X-Y modes, Z Axis (intensity modulation)
- Rise time 14n Sec. or less.
- Full TV Trigger for TV-V & TV-H
- Acceleration Potential 2kV

### OS-3315, 40 MHz Sweep Delay

- DC to 40 MHz. Dual Channel
- Delayed Sweep 100nS to 1 Sec.
- 6" Rectangular CRT with Internal Graticule 10x8cm (Phillips P31)
- Uncalibration LED.
- High Sensitivity 1 mV/div to 20V/div X-Y modes, Z Axis (intensity modulation)
- Rise time 8.5nS or less.
- Full TV Trigger for TV-V & TV-H
- Acceleration Potential 12kV

### GoldStar Oscilloscopes

- OS-7020A. 20MHz Dual  
Reg. \$525. **\$395.00**
  - OS-902RB. 20MHz Dual/Read Out  
Reg. \$795. **\$595.00**
  - OS-9040D. 40MHz Delay  
Reg. \$695. **\$575.00**
  - OS-904RD. 40MHz Dual/Read Out  
Reg. \$695. **\$695.00**
  - OS-8100. 100MHz 8 Trace  
Reg. \$1395. **\$1,145.00**
- Other Models Call for Price

### FG-150

Reg. \$395. **\$229.00**



### 2MHz Sweep / Function Generator w/Built-in Frequency Counter

- 4 Digit LED Display
- 0.2 Hz ~ 2.0 MHz
- Sine, Square, Triangle, Pulse, Skewed Sine, Ramp, TTL
- Linear or Logarithmic Sweep
- Variable DC Offset Control
- 10 MHz Frequency Counter

### Best Buy! 1.0 GHz Counter FC-200


Reg. \$395. **\$199.00**



### High Resolution Frequency Counter

- 1.0 Hz ~ 1.0 GHz
- 8 Digit LED Display
- Auto & Manual Range
- Measured Value Hold
- 4 Selectable Gate Times
- Below 20mV Input Sensitivity
- 1mΩ & 50Ω Input Impedance
- 10:1 Input Switchable Attenuator

Reg. \$199. **\$119.00**



### RF Signal Generator, SG-310 100KHz - 150MHz

- 100KHz ~ 150MHz, 6 Ranges.
- Accuracy: ± 5%
- RF Output: 100 m Vrms (Up to 35MHz Unloaded)
- Modulation  
Int. 1KHz (AM) 30%  
Ext. 50Hz ~ 20KHz
- Audio Output: 1KHz Min 2 Vrms


Reg. \$199. **\$119.00**



### Audio Generator, AG-350 10Hz ~ 1MHz

- 10Hz ~ 1MHz, 5 Ranges.
- Accuracy: 5% ± 2
- Output Impedance: 600Ω
- Sine Wave Output  
• Range: 10Hz ~ 1MHz  
• Output Voltage: 8 Vrms
- Square Wave Output  
• Range: 10Hz ~ 100KHz  
• Output Voltage: 15Vp-p


Reg. \$249. **\$159.00**



### DC Power Supply, PS-500 0-30VDC, 0-3A

- 0 ~ 30VDC Continuously Variable
- Regulation: ≤ 0.01% + 3mV
- Ripple Voltage: p-p ≤ 2m Vrms; ≤ 1mV
- 0.1A ~ 3A Constant Current
- Regulation: ≤ 0.2% + 3mA
- Ripple Current: ≤ 3m Arms
- Short Circuit Overload Protection w/Indicating Lamp

Reg. \$399. **\$289.00**



### DC Power Supply, PS-540 0-16VDC, 0-10A

- 0 ~ 16VDC Continuously Variable
- Regulation: ≤ 0.01% + 3mV
- Ripple Voltage: p-p ≤ 2m Vrms; ≤ 1mV
- 0.1A ~ 10A Constant Current
- Regulation: ≤ 0.2% + 3mA
- Ripple Current: ≤ 3m Arms
- Short Circuit Overload Protection w/Indicating Lamp

### Oscilloscope Probes Switch Selectable X1 / X10



HP-9060, 60MHz  
Reg. \$29. **\$15.00**

HP-9150, 150MHz  
Reg. \$49. **\$22.00**

HP-9250, 250MHz  
Reg. \$59. **\$29.00**

### Auto Bargraph w/Holster



DM3200  
Reg. \$99.  
**\$59.00**

- Auto & Manual
- 3-1/2 Digit
- 32 Seg. Bargraph
- Diode Test
- Continuity Beeper
- Data Hold
- Auto Power Off
- Low Battery Mark
- Over Range Mark
- Holster



DM3000  
Reg. \$69.  
**\$44.00**

DM3050  
Reg. \$99.  
**\$54.00**

DM3100  
Reg. \$99.  
**\$54.00**

### Multimeter Multi-Function w/Holster

- 3-1/2 Digit
- 1.5" Big LCD
- Heavy Duty, 20A
- Capacitance
- TR-hFE
- Diode
- Low Battery Mark
- Over Range Mark
- Protective Holster
- Tilt Stand

DM3050 Only  
• Frequency  
• Continuity  
• Beeper

DM3100 Only  
• Temperature w/  
Optional Probe  
Reg. \$15 **\$8.00**  
• Continuity  
• Beeper

**BMC** Your Best Source for  
High Standard Electronics

13700 Alton Pkwy., Ste. 154-282  
Irvine, CA 92718

Order & Free Catalog

**800-532-3221**

(714) 586-2310 Fax (714) 586-3399

VISA

MasterCard



# ARE YOU BEING "BUGGED?"

EVEN AS YOU READ THIS, countless individuals and firms are being enormously damaged by having their private conversations overheard, monitored, and/or recorded.

Almost without exception and AFTER the fact, the victims make a statement something along the lines of "But, I never thought it would happen to ME!"

## OUR FINEST

# Counter-Surveillance Device

### THE ULTIMATE IN "BUG" DETECTION EQUIPMENT "DEBUGS" ROOMS AND TELEPHONES!



If you require GUARANTEED PROTECTION against electronic telephone monitoring devices and also require COMPLETE CONFIDENTIAL PRIVACY in certain rooms and areas, we highly recommend the COUNTER-SURVEILLANCE DETECTOR CSD-18.



### CONDUCT A PROFESSIONAL SEARCH... ANYTIME... ANYWHERE!

Every newspaper and magazine article and every radio and TV story discussing some new episode involving "Bugging" devices, continues to increase the ever growing demand for electronic Counter-Surveillance "sweeps" and equipment. The very limited supply of competently trained and equipped Counter-Surveillance specialists has created a situation where "sweep" rates exceeding \$250 per hour are now considered reasonable and appropriate.

This is an exciting, immensely interesting and profitable field that you can enter with a minimum investment. Two hours actual practice with the CSD-18 will have you "reading" and "clearing" telephones and rooms with professional ease and competence. The average fee for "debugging" a single telephone is over \$200.00. It requires about 45 minutes to complete the job and once it gets around that YOU can provide this service, you'll quickly have more clients than you can handle. Even if you choose to provide "sweeps" for only a small number of friends and associates, your initial investment will quickly be returned many times over.

### FREE BONUS!

#### FASCINATING HI-TECH INFORMATION PACKAGE INCLUDED FREE!

##### LATEST EAVESDROPPING DEVELOPMENTS

A detailed analysis of a variety of extremely fascinating hi-tech devices and procedures used for ultra-sophisticated audio and video eavesdropping including infrared monitoring, multi-data eavesdropping and interception, miniature micro-wave devices, new methods for listening thru walls, etc., with many schematics included. You'll learn about electronic voice changers, corporate spying, how data banks are accessed to research anyone and anything, eavesdropping by neighbors, space age personnel and vehicle tracking systems, how missing persons are found, how lie detectors are deceived, and a fact-filled section on Eavesdropping Law.

##### BIG MONEY IN COUNTER-SURVEILLANCE

Complete information describing the fantastic opportunities that are now open to trained Counter-Surveillance technicians and exactly how a number of individuals and firms are reaping a huge bonanza in the booming "Debugging" business! You'll learn how the ever increasing use of Electronic Listening Devices by investigative agencies, government agencies, unscrupulous business competitors, jealous suitors, etc., has created a tremendous demand for this type of service.



A comprehensive information package JAM-PACKED FULL of some of the most exciting and fascinating reading imaginable. Reads like a James Bond novel, with one important exception...IT'S NOT FICTION!

### EXTREME SENSITIVITY!

This is our finest piece of detection equipment! The CSD-18 quickly locates electronic eavesdropping devices in telephones, homes, offices, vehicles, boats, or concealed on the body. It will actually pick up many eavesdropping transmitters at ranges exceeding 25 feet! Extreme sensitivity is obtained via ultra-efficient amplification circuitry following the RF detection stages. Excellent quality Dynamic Headphones exclude all external sounds to further enhance detector output.

The presence of any "bug" is immediately indicated via a pronounced meter deflection. The CSD-18 quickly "homes-in" on eavesdropping transmitters and immediately pinpoints their location. The closer you get to the "bug", the further the needle moves to the right. It's as simple as that.



FULL RANGE DYNAMIC HEADPHONES

### "FLASHING" LED Warns You Instantly!

And, for maximum telephone security, the CSD-18 automatically analyzes a sophisticated series of electronic measurements along the telephone line and converts the analysis into an easy to follow, step by step, test procedure. No technical knowledge is required or necessary. A visual indication (via a flashing LED) immediately reveals the presence of the various types of telephone "taps" and the flashing sequence identifies the actual type of eavesdropping device.

### MAXIMUM SECURITY - EASY OPERATION!

Latest Computer-Age IC circuitry designed exclusively for maximum security and ease of operation, assures the utmost privacy protection possible today against virtually all types of room "bugs" and telephone "taps". The CSD-18 detects even the very latest ultra-sophisticated devices specifically designed to defeat detection via polarity negating circuitry. Also includes multi-line option for testing business telephones.

### THE ONE "BUG" TO FEAR MOST!

While most individuals are now somewhat guarded in their telephone conversations, they still rather naively feel secure in the "privacy" of their own home or office. However, the most common type of tap presently used by eavesdroppers picks up ALL SOUNDS AND CONVERSATION WITHIN A ROOM... WITH THE TELEPHONE STILL ON THE HOOK!

Due to this devastating capability, this "Infinity" tap (variously referred to as Infinity Transmitter, Hookswitch Bypass, 3rd Wire, Harmonica Bug, etc.), has become the "bug of choice".

In flagrant violation of federal law prohibiting their use and sale, these devices in various forms are openly advertised in many technical publications for as little as \$75. Literally thousands of these devices are now in the hands of unscrupulous individuals all over the country!

In response to this ever-growing threat, a uniquely engineered feature of the CSD-18 now also detects Infinity type devices anywhere "down the line".

In other words, if anyone ... ANYWHERE ... is utilizing the telephone tap and/or ring wires to monitor your private room conversations while your telephone is on the hook, you'll immediately be made aware of it via a flashing LED!

#### 100% POSITIVE INDICATION

The CSD-18 also flawlessly detects "Series" and "Parallel" telephone transmitters and "Telephone Recording Devices". And, a separate feature silently indicates when extension phones are picked up or being used. The CSD-18 completely eliminates all doubt and guesswork.

#### EXCLUSIVE "LISTEN-IN" FEATURE!

The CSD-18 will even allow you to "listen-in" to exactly what the eavesdropper is monitoring. And, without the eavesdropper ever becoming aware that he has been detected! We are unaware of ANY other detection equipment having this combined capability AT ANY PRICE!

### MAXIMUM PROTECTION

The CSD-18 provides maximum protection against ALL major categories of surveillance equipment including:

- ALL TYPES OF "CONCEALED TRANSMITTERS"
- "BUMPER BEEPERS"
- "INFINITY" DEVICES
- "BODY" TRANSMITTERS
- "TELEPHONE RECORDING DEVICES"
- "SERIES" & "PARALLEL" PHONE TRANSMITTERS

CSD-18 \$295 Complete

Including batteries, antenna/probe, headphones, all plugs & adapters, extensive information package and instructions.

### HOW TO ORDER

Order NOW by Mail or Telephone. 10 DAY MONEY BACK GUARANTEE if you're not 100% pleased and completely satisfied. We pay shipping charges on all prepaid & credit card orders. Add \$15 for CUDs.

(c) 1992 Great Southern Security

513 Bankhead Highway (SF)  
Carrollton, Georgia 30117

FOR FASTEST SERVICE CALL TOLL FREE

ORDER BY PHONE



1 800 732-5000



## Free TekDIRECT Subscription

Call now and receive four free issues of our TekDIRECT catalog. TekDIRECT gives you access to super Tektronix products and other great benefits such as **24 Hour Shipping** and a **30-Day Satisfaction Guarantee** on every product.

**TekDIRECT 1-800-426-2200**

**Tektronix**



Imagine Little  
Red Riding  
Hood without  
a forest.



PLEASE be very careful  
with matches. Because  
without the forests, life is  
unimaginable.

Only You Can Prevent Forest Fires.



USE A Forest Service and your State Forester.

## CABLE CONVERTERS/DESCRAMBLERS

★ ★ ★ ★ **SUPER BUYS** ★ ★ ★ ★

**OAK T35B** — 36 Ch Raw — Cable Pulls

100 units = \$10 ea.    25 units = \$15 ea.    10 units = \$19 ea.

New **RC-36P** two-part converters — Cabletenna

100 units = \$12 ea.    25 units = \$17 ea.    10 units = \$21 ea.

★ **FULLY REFURBISHED UNITS** ★

TOCOM — JERROLD — SCIENTIFIC ATLANTA — ZENITH  
"WE SERVICE MOST CABLE CONVERTERS"

Phone **(219) 935-4128**

**SORRY, NO INDIANA SALES**

**NATIONAL CABLE BROKERS**

14101 LINCOLN HIGHWAY • PLYMOUTH, IN 46563

**OUR POLICY:** All products carry a two year warranty. Warranty covers parts and labor and return shipping.

**WARNING:** Theft of cable services is a crime. National Cable will not knowingly defraud any pay TV operator and we will not assist any individual or company in doing the same.

## "CATALOG KNOCKS SOCKS OFF"

For our free Catalog, just send your name and address to:

Consumer Information Center  
Department KO  
Pueblo, Colorado 81009

## CABLE TV DESCRAMBLER KITS

"New & Improved Version"

**Universal Descrambler**

*Includes all the parts and an etched & Drilled PC Board. Not included is AC adaptor or enclosure.....\$69.00*

**Tri-Mode Descrambler**

*Includes all the parts and an etched & drilled PC board & AC adaptor. Not included is the enclosure.....\$49.00*

**SB-3 Descrambler**

*Includes all the parts & an etched & drilled PC board & AC adaptor. Not included is the enclosure.....\$29.00*

**Call Toll Free 1-800-886-8699**

**Visa, MasterCard, Discover, AM & COD**

**M & G Electronics, Inc. 2 Aborn Street, Providence, RI. 02903**

*It is not the intent of M & G Electronics, Inc. to assist any individual to defraud any pay TV operator or to violate any state or federal laws regarding the use of the descrambler kits. You must understand the kits being purchased for educational and or experimental use only.*



# DO-IT-YOURSELF ELECTRONIC KITS

Mark V Electronics, Inc. **Sale!** Catalog & Information  
 8019 E. Slauson Ave., 213/ 888-8988  
 Montebello, CA 90640 **Venta Especial!** Fax 213/ 888-6868

**ORDER 1-800-521-MARK / 1-800-423-FIVE**



Mark V has more than 60 kits available including high-fidelity audio products, laboratory equipment, power supplies, light controllers, games and numerous projects! Audio amplifiers range from 6 to 300 watts. Kit skill levels are specified as ▲ beginner, ▲▲ intermediate, or ▲▲▲ advanced. Quality kits at unbeatable prices starting from \$ 7!! Shipping within 48 hours. Foreign orders from Mexico, South America or European countries are welcome. In business since 1985.

## SCHOOL PROJECT CORNER

po orders welcomed from schools

- Melody Generator ▲ Kit \$ 13.85
- 6W Mini-Amplifier ▲ 8.50
- Digital Voice Memo ▲ 28.00
- 36W Class A Power Amp. ▲▲ 28.50
- Dynamic Noise Reduction ▲ 26.00
- Control Switch ▲ 8.50
- 20 Bar/Dot Level Display ▲▲ 38.45
- Microphone Mixer ▲ 19.79
- 1W Mini-Amplifier ▲ 6.87
- Digital Clock with Timer ▲ 25.00
- Stereo Pre-Amp with Mic Amp.▲ 9.78
- Walkman Booster Stereo Amp.▲ 28.50

**SEE OUR CATALOG FOR MORE KITS!**

### STEREO LOUDSPEAKER PROTECTOR

TY-25 ▲

Super fast acting relay protects speakers against destructive DC voltages. Can connect directly to a power amplifier or can use a separate power supply. Has a 3 second turn-on delay to avoid tum-on thumps.

Kit: \$ 15.85

### REGULATED DC POWER SUPPLY

TR-503 ▲▲

It is short circuit proof and has overload protection. Output voltage is variable over a range of 0-50 volts. Current limit trip is adjustable up to max of 3A. May use Mark V #002 transformer.

Kit: \$ 17.75

### FLUORESCENT LIGHT DRIVER

TY-2 ▲ (1 lb.)

This unit drives 6-40 watts fluorescent light for portable and emergency use. Works from a 7.2 - 16 VDC battery. Includes a "Hi-Efficiency Switching Mode IC Driving Circuit" suitable for use with different lights.

Kit: \$ 11.97

### 120-250W MOSFET POWER MONO AMPLIFIER AF-2 (6 lbs.) ▲▲



Power Output: 250W into 4 ohms RMS(42VX2 6A transformer is used). 120W into 4 ohms RMS(33VX2 4A transformer is used). Frequency Response: 3Hz-22,000Hz. THD: <0.03%. Signal to Noise Ratio: 91dB. Sensitivity: 1V RMS at 47k. Load Impedance: 4 or 8 ohms. Power Requirement: ±46VDC 4A or ±60VDC 6A. May use Mark V model 012 Transformer. Suggested Capacitor 10,000uf 100V Model 019. Suggested Metal Cabinet LG-1925.

Kit: \$ 89.80 Asmb. \$ 114.80

### SURROUND SOUND PROCESSOR

SM-333 ▲▲ (5 lbs.)

It has inputs for VCR, LD, CD and can also be used with tuners, tape decks and LP discs. Frequency Response: 20 Hz-20KHz THD:Front Channel 0.05% Rear Channel <0.25%. Input signal voltage: 0.1-3.5V. Output: Front Channel 0.1-3.5V Rear Channel 6.6V. Delay Time: 5-50 ms. Input Impedance: 47K Power Requirement: 100-120VAC, 60Hz. Ready to plug when assembled.

Kit: \$ 73.00

Asmb: \$ 85.00

### 300W HIGH POWER MONO AMPLIFIER TA-3600 (5 lbs.) ▲▲▲



Power Output: 300W into 8 ohms RMS. 540W music power into 8 ohms. Frequency Response: 10Hz-20KHz. THD: < 0:05%. Sensitivity: 1V RMS at 47K. Power Requirement: 60 to 75 VDC at 8A. May use Mark V Model 007 or 009 Transformer. Suggested Capacitor: 10,000uf80-100V Model 019 Capacitor. Suggested Metal Cabinet LG-1925.

Kit 85.00  
Asmb. \$ 110.00

### AC/DC STEREO PRE & MAIN AMP.

SM-720 ▲▲ (7 lbs.)

120WX2 Music Power THD: <0.2%. Input Sensitivity: Tape 300mV 47K, CD/Aux 300mV 47K, Phono 3mV 47K, Guitar/Mic 3mV (600 ohm - 47k ohm). Tone Control: Treble±8dB, Bass±8dB. Frequency Response: 20Hz-20KHz. Signal to Noise Ratio: 78dB. Power Requirement: AC 110/60Hz DC 12-16V. Ready to plug in when assembled.

Kit: \$ 75.00

Asmb: \$ 89.00

### 120W + 120W PRE & MAIN STEREO AMPLIFIER TA-800MK2 (4 lbs.) ▲▲



Power Output: 120W into 4 ohms RMS. 72W into 8 ohms RMS. Frequency Response: 10 - 20 KHZ. THD: < 0.01%. Tone Control: Bass ±12dB, Mid ±8dB, Treble ±8dB. Sensitivity: Phono Input, 3mV into 47K. Line, 0.3V into 47K. Signal to Noise Ratio: 86dB. Power Requirement: 40V DC @ 6A. May use Mark V Model 001 or 008 Transformer. Suggested Metal Cabinet Model LG-1924.

Kit: \$ 63.92 Asmb. \$ 73.95

### 80W + 80W PURE DC STEREO MAIN POWER AMPLIFIER TA-802 (4 lbs.) ▲▲



Power Output: 80W per channel into 8 ohms. THD: < 0.05%. Frequency Response: DC to 200 KHZ, -0 dB, -3dB @ 1W. Power Requirement: 30V AC X 2 @ 6A. May use Mark V Model 001 or 008 Transformer. Suggested Capacitor 8,200uf 50V Model 017. Suggested Metal Cabinet LG-1924

Kit: \$ 45.94  
Asmb. \$ 59.72

### 30W + 30W PRE & MAIN STEREO AMPLIFIER TA-323A (1 lb.) ▲



Power Output: 30W into 8 ohms RMS per channel. THD: < 0.1% from 100 Hz to 10 KHZ. Sensitivity: Phono 3mV @ 47K. Tuner, Tape 130mV @47K. Signal to Noise ratio: 80dB. Power Requirement: 22 to 36V AC, 3A. May use Mark V Model 002 Transformer. Suggested Cabinet LG-1684.

Kit: \$ 29.50 Asmb. \$ 38.50

### TRANSFORMERS (5-12 lbs.) \*\*TOROIDAL TRANSFORMERS

### METAL CABINETS ALUMINIUM FRONT PANEL

LG-1273	3X12X7"	(4 lbs.)	\$ 23.85
LG-1684	4X16X8"	(7 lbs.)	28.50
LG-1924	4X19X11½"	(10 lbs.)	34.50
LG-1925	5X19X11½"	(10 lbs.)	38.00
LG-1983	2½X19X8"	(7 lbs.)	32.50

# 001	28V/30V X2	6A	\$ 28.00
# 002	36V X2	3A	23.00
# 003	40V X2	6A	30.00
# 008**	28V/30V X2	6A	38.00
# 009**	48/53V X2	8A	66.00
# 012**	33/40/42V X2	6A	45.00

Minimum order: \$ 20.00. We accept Visa, MasterCard, Money Orders, and Checks(allow 2 weeks for clearance). We ship by UPS ground inside US (min \$4.00) and ship by US mail outside US. Please call our operator for orders over 2 lbs. or foreign orders.

### 60+60W STEREO POWER AMP.▲▲

SM-302 (11 lbs.)

It provides 3 input jack pairs. One pair accept a high impedance microphone. The two remaining pairs are for high & low level input sources. Power Output: 60W per channel into 4 ohms RMS. 20Hz-20KHz. THD:<0.1%. Input Sensitivity :Mic /Guitar 10mV, Hi 380mV, Lo 640mV. Ready to plug in when assembled.

Kit: \$ 73.00

Asmb.: \$ 85.00

### 3½ MULTI-FUNCTION LED DPM ▲▲

SM-43 (1 lb.)

AC/DC Voltage range: 1mV-1000V. Thermometer range :0-100C. DC current range: 1 microamp - 2 amp. Capacitance range: 1pf to 2 microfarads. Frequency Counter: 10HZ-20KHZ. Max indication ±1999. Power Supply: 5-6V DC, 200ma. Asmb: \$ 43.00



Kit: \$ 34.50

May 1994, Electronics Now





# CAIG Electronic Chemicals for Manufacturing, Maintenance & Service!

## DON'T JUST CLEAN CONNECTIONS; DEOXIDIZE, SEAL & PROTECT THEM!

Even the finest equipment cannot guarantee noise-free/error-free operation. One "dirty" connection anywhere in the signal path can cause unwanted noise or signal loss.

*ProGold* and *DeoxIT* increase the performance and reliability of electrical components and equipment. They provide long-lasting protection, reducing the expense of repeated cleaning with expensive ozone-depleting solvents.

### ProGold™ Gold Conditioner & Protector

*ProGold* is specifically formulated to improve conductivity and protect gold, base metals and other precious metal surfaces. Use on gold connectors and contacts for maximum performance and protection. A common problem with gold plated surfaces is that the base metals migrate to the surface due to gold's soft and porous nature (dendrite corrosion). Once exposed, base metals oxidize, adding unwanted resistance that impedes electrical performance. Since gold plated surfaces are thinly coated, they are susceptible to scratching & abrasion, further exposing the base metals.

*ProGold* is a one-step treatment that conditions gold connectors, contacts and other metal surfaces, enhancing the conductivity characteristics to efficiently transmit electrical signals. *ProGold* coats the entire contact surface and connection, providing superior protection from abrasion (insertion resistance), arcing, RFI, wear and atmospheric contamination.



**NEW! No Ozone-Depleting CFCs**



**Environmentally-Safe!**



**Environmentally-Safe!**



### DeoxIT™ & PreservIT™ Deoxidizes, Seals & Protects Electrical Connections

*DeoxIT*, a one-step treatment, is a fast-acting, deoxidizing solution that cleans, preserves, lubricates & improves conductivity on all metal surfaces. Use as a general treatment for connectors, contacts & other metal surfaces.

*PreservIT* seals, lubricates and preserves metal surfaces for protection from oxidation and contamination. For use on clean/new surfaces or those pre-cleaned with *DeoxIT*.

Both have excellent migration properties that coat the surfaces and protect them from future oxidation & contamination. These new advanced formulas contain improved deoxidizers, preservatives, conductivity enhancers, anti-tarnishing compounds, arcing & RFI inhibitors and provide extended temperature range.



**NEW! No Ozone-Depleting CFCs**



**Environmentally-Safe!**



**Environmentally-Safe!**



### OpticALL™

Effectively cleans, polishes and eliminates static electricity on optical viewing surfaces. OpticALL is also recommended as a general purpose antistatic cleaner on plastic, glass and metal surfaces.



### StaticALL™

Neutralizes static build-up caused by friction & low humidity conditions.

### DustALL™

Quickly & safely removes dust, lint & particles from sensitive electronic equipment, computers, lab equip., optical grade surfaces & other mechanisms & equipment.



### FreeZALL™

Quickly and safely cools circuits to -54°C. Locates intermittent components due to heat failure and hairline cracks on PCBs.

### MechanicALL™

High Penetrating Anti-Corrosive Anti-Tarnishing Cleaner & Lubricant. Lubricates & Protects, Displaces Moisture, Stops Squeaks, Migrates & Coats Entire Surface.



### ElectricALL™

Rejuvenating Solution For All Electrical Applications. Cleans, Preserves, Improves & Protects Connections, Removes Corrosion & Oxidation, Reduces Wear, Abrasion, Arcing & RFI.

### DegreasALL™

For degreasing, cleaning & defluxing equipment and parts. Removes oil, grease, dirt and contaminants including rosin flux from PCBs, components and metal parts. Biodegradable.



### CAEON™ 27

For sensitive equipment applications. For removal of oil, grease & dirt from surfaces. (Freon® TF).

### CAEON™ 28

Degreaser and cleaning liquid removes organic contaminants including rosin flux from PCBs, components and metal parts. (Freon® TMC).

### X-10S Instrument Oil

Contains silicone. Finest quality instrument oil for use on rubber, plastics and metals. Non-gumming, rust inhibiting, long lasting lubrication.



### X-10 Instrument Oil

Lubricates precision instruments, fine parts & mechanisms. Use on all metals (gauges, gears, clocks, instruments, etc.). Non-gumming, rust inhibiting, long lasting lubrication.

## CAIG Products ... used by those who demand the best!

Boeing  
Diebold, Inc.  
Dolby Laboratories  
E. I. DuPont  
Federal Express  
General Electric  
Hewlett Packard

Honeywell  
IBM  
John Fluke Mfg.  
McIntosh Labs  
Motorola  
Nakamichi  
RCA

Recoton  
Switchcraft  
Tektronix  
Texas Instruments  
Wayne-Dresser  
Xerox Corp.  
... and many more




16744 West Bernardo Drive  
San Diego, CA 92127-1904

Phone: (619) 451-1799  
FAX: (619) 451-2799



**Train fast, easy, low-cost at home!**

# EARN BIG MONEY IN COMPUTER REPAIR



**Be your own boss...  
start your  
own business**

Here's your golden opportunity to get into one of the fastest growing fields in America today! A business that has already established a proven track record of success, and is growing by leaps and bounds every day. Now you can be your own boss, run your own small business, call all the shots, set your own hours, enjoy a better life and financial security for you and your family. Best of all, you can start earning **BIG MONEY** fast, up to **\$80 an hour full time or part-time** right in your own home or workshop.

**Learn the easy, unique  
"Fundamentals Method".**

It used to involve a long, costly training program to become a Professional Computer Maintenance, Repair and Upgrade Technician. But now Foley-Belsaw's unique "Fundamentals Method" concentrates on the mechanics involved in 90% of all computer repairs, without wasting time learning unnecessary electronics, or forcing you to buy an expensive new computer. You can learn at home and start making big money in just a few short weeks.

**No special education or  
previous experience  
necessary.**

If you enjoy working with your hands and can read simple instructions, you'll find this unique hands-on course is fully illustrated and written in easy to understand language. Train in the comfort of your own home at your own pace in your spare time. Mail-in open-book examinations and review, including free telephone Hotline Assistance, assure your progress. Upon course completion you receive a handsome, framed

**diploma in "Personal Computer  
Repair and Maintenance".**

*We offer a comparable course in  
VCR repair.*

**100% money-back guarantee.  
Send coupon today for  
Free Fact Kit.**

Take the first step toward your own future success and financial security by sending in the coupon NOW. Get all the facts and study them in the privacy of your own home. No obligation. No salesman will call. It's your future, do something about it, mail the coupon today!

## MAIL TODAY FOR FREE INFORMATION PACKAGE

**Foley-Belsaw Company**  
6301 Equitable Road  
Kansas City, MO 64120-9957



**YES!** Without obligation send me free information kit on professional technician home training for the following. I understand no salesman will call.

Computer Service Technician  
Dept. 6402B

VCR Technician  
Dept. 5229B

Name \_\_\_\_\_

Address \_\_\_\_\_

City \_\_\_\_\_ State \_\_\_\_\_ Zip \_\_\_\_\_

OR PHONE TOLL-FREE 1-800-487-2100

CIRCLE 298 ON FREE INFORMATION CARD

### Surveillance & Recording Devices

**Micro Dot Conversation Transmitter Kit**  
Crystal clear reception on FM radio up to 1/4 mile SnapKit for easy assembly Tiny—small as a dime”

**Miniature Video Camera Hidden In A Small Speaker**  
High quality video camera can be powered by 9v battery and connected directly to VCR! Goes completely unnoticed!

**THR-12 12 Hour Telephone Recorder**  
Ultra Miniature cassette deck with telephone recording adapter built right in! Extends normal recording time up to 12 hours! Recording starts and stops automatically when phone is used

**\$39.95** **\$299** **\$99.95** free shipping

Visa/MC (214) 255-7490  
Seymour-Radix Inc. Box 166055 - SG Irving, TX 75016

# If you've ever been involved with Easter Seals, you're history.

If you've ever been involved with Easter Seals, you're part of the history we're missing. It's all part of our 75th Anniversary celebration. So give us a ring today. Tomorrow, you could be history.




The Easter Seal Story Search 1-800-STORIES (Voice or TDD)

## Paperback Books

GREAT PAPERBACKS AT SPECIAL PRICES

**COMPUTER HOBBYISTS HANDBOOK—BP251—\$8.95**


Subjects covered include microprocessors and their register sets; interfacing serial, parallel, monitor, games and MIDI ports; numbering systems, operating systems and computer graphics. While the book is aimed at the computer hobbyist, it should also prove useful to anyone who intends to use a computer to follow their interests.



**INTERNATIONAL RADIO STATIONS GUIDE—BP255—\$9.95**

Provides the casual listener, amateur radio DXer and the professional radio monitor with an essential reference work designed as a guide for the complex radio bands.

Includes coverage on Listening to Short Wave Radio, ITU Country Codes, Worldwide Radio Stations, European Long Wave and Medium Wave Stations, Broadcasts in English and more.



**Further Practical Electronics Calculations and Formulae**  
F. A. WILSON



**FURTHER PRACTICAL ELECTRONICS CALCULATIONS—BP144—\$9.00**

450 pages crammed full of all the formulae you are likely to need. Covers Electricity, Electrostatics, Electromagnetism, Complex Numbers, Amplifiers, Signal Generation and Processing, Communications, Statistics, Reliability, Audio, Radio Systems, Transmission Lines, Digital Logic, Power Supplies. Then there's an appendix of Conversion Factors, Mathematical Formulae and more.



**WIRELESS & ELECTRICAL CYCLOPEDIA—ETT1—\$5.75**

A slice of history. This early electronics catalog was issued in 1918. It consists of 176 pages that document the early history of electricity, radio and electronics. It was the "bible" of the electrical experimenter of the period. Take a look at history and see how far we have come. And by the way, don't try to order any of the merchandise shown, it's unlikely that it will be available. And if it is, the prices will be many times higher.

**ELECTRONIC TECHNOLOGY TODAY INC.**  
P.O. Box 240, Massapequa Park, NY 11762-0240

Name \_\_\_\_\_  
Address \_\_\_\_\_  
City \_\_\_\_\_ State \_\_\_\_\_ Zip \_\_\_\_\_

**SHIPPING CHARGES IN USA AND CANADA**

\$0.01 to \$5.00	.....	\$1.50
\$5.01 to \$10.00	.....	\$2.50
\$10.01 to \$20.00	.....	\$3.50
\$20.01 to \$30.00	.....	\$4.50
\$30.01 to \$40.00	.....	\$5.50
\$40.01 to \$50.00	.....	\$6.50
\$50.01 and above	.....	\$8.00

**SORRY** No orders accepted outside of USA & Canada

Total price of merchandise	.....	\$ _____
Shipping (see chart)	.....	\$ _____
<b>Subtotal</b>	.....	\$ _____
Sales Tax (NYS only)	.....	\$ _____
<b>Total Enclosed</b>	.....	\$ _____

All payments must be in U.S. funds

Number of books ordered

EN594



# PC-BASED OSCILLOSCOPES OUTPERFORM STAND-ALONES IN COST AND PERFORMANCE

## CHASE SCIENTIFIC INTRODUCES 2 NEW SCOPES FOR 1994

By Staff Writer

Chase Scientific Company has just introduced its new 4-Channel 60 MHz and 100 MHz PC-Based Digital Storage Scopes. These scopes compliment its already existing line of 2-channel scopes which have useful bandwidths of 20, 40, 60, and 100 MHz. Each ChaseScope™ System is completely self-contained on a single midsize add-on board (2 required for 4 channel version), at prices that will make the competition cry. Just plug in the board(s), attach your scope probes, load the *free software* and you're on your way.

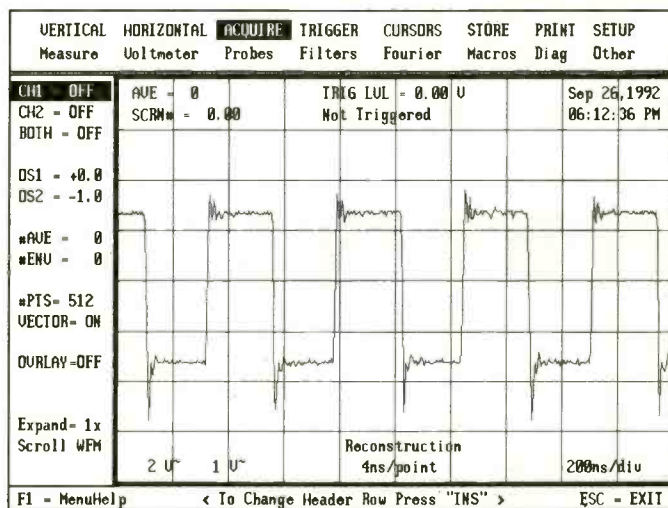
These boards have completely independent vertical channels, each with their own 25 or 40 megasample/sec 8-bit A/D converter, 32K static ram, and 10 vertical gain settings (in 1,2,5 steps). This gives you the same high performance whether you are using one channel or multiple channels simultaneously. Also, in addition to 27 timebase settings (in 1,2,5 steps), there is a user programmable mode for sweeps as slow as 1 month/division.

Post and Pre-triggering are available for time reconstructed waveforms as well as one-shot due to the board's unique ability to use *random interleaved sampling*.

These PC based scopes are designed with the latest in Surface Mount Technology, providing better performance, reliability, and features than any other board its size on the market today. Chase Scientific also offers an unprecedented **60 day** money back guarantee.

## STANDARD FEATURES

- Up to 40 Megasamples/second One-Shot Digitizing Rate
- 32K Words/Channel Standard
- 2 or 4 Channel Models Available
- Plot to any Epson or HP LaserJet Compatible Printer
- Built-In Functions Include FFT, Dig. Filtering, Averaging, Voltmeter Emulation, etc.
- Measures Pulse Width, Rise/Fall Time, Frequency, Harmonic Distortion, RMS, Peak, Min, Max, etc.
- Store and Retrieve Waveforms and Setups to Hard Disk
- Professional Scope Software works with VGA, EGA, CGA, or Hercules compatible monitors.



## COMPARISON CHART OF PC-OSCILLOSCOPES

MODEL #	CS100-40A	CS60-40A	CS40-25A	CS20-25A	CS100-40B	CS60-40B
Price (probes not incl.)	\$1195	\$995	\$795	\$595	\$1895	\$1595
Number of Channels	2 chan	2 chan	2 chan	2 chan	4 chan (NEW!)	4 chan (NEW!)
Bandwidth						
Repetative (-3db)	100 MHz	60 MHz	40 MHz	20 MHz	100 MHz	60 MHz
Single-Shot (sample rate/4)	10 MHz	10 MHz	6.2 MHz	6.2 MHz	10 MHz	10 MHz
Maximum Digitizing Rate (two channel simultaneous)	40 Ms/sec	40 Ms/sec	25 Ms/sec	25 Ms/sec	40 Ms/sec	40 Ms/sec
Time Base Range	5ns-2sec/div	5ns-2sec/div	5ns-2sec/div	5ns-2sec/div	5ns-2sec/div	5ns-2sec/div
Maximum Time Resolution	1ns	1ns	4 ns	4ns	1ns	1ns
Vertical Resolution	8-bit	8-bit	8-bit	8-bit	8-bit	8-bit
Vertical Sensitivity	5mV-5V/div	5mV-5V/div	10mV-10V/div	10mV-10V/div	5mV-5V/div	5mV-5V/div
Memory Depth	32K	32K	32K	32K	32K	32K

**FOR FREE INFO & DEMO DISK CALL 1-800-866-7899, FAX 408-479-8572**  
OR WRITE TO CHASE SCIENTIFIC, 7960-B SOQUEL DRIVE, SUITE 191, APTOS, CA 95003

CIRCLE 140 ON FREE INFORMATION CARD



## The Pocket Programmer

The portable Eeprom programmer that uses the printer port of your PC instead of an internal card. The software has 24 easy to use functions and programs 27/25/28/68764 & Cmos from 16K (2K x 8)—2M (256K x 8) Eeproms (32 pin socket, UpGradeable to 8Meg). Adapters available for MCU's, 40-Pin Eeproms, 5-Gang and Eeprom Emulator to 32K x 8.

**INTRONICS, INC.**  
**Box 13723**  
**Edwardsville, KS 66113**  
**(913) 422-2094**

**\$129.95**  
 Add \$3.00 for shipping.  
 Add \$3.75 for COD.  
 Visa/Master Charge

## Surface Mount Chip Component Prototyping Kits— Only \$49.95



**INDIVIDUAL VALUES AVAILABLE**


CC-1 Capacitor Kit contains 365 pieces, 5 ea. of every 10% value from 1pf to .33µf. CR-1 Resistor Kit contains 1540 pieces; 10 ea. of every 5% value from 10Ω to 10 megΩ. Sizes are 0805 and 1206. Each kit is ONLY \$49.95 and available for Immediate One Day Delivery!

Order by toll-free phone, FAX, or mail. We accept VISA, MC, COD, or Pre-paid orders. Company PO's accepted with approved credit. Call for free detailed brochure.

**COMMUNICATIONS SPECIALISTS, INC.**  
 426 West Taft Ave. • Orange, CA 92665-4296  
 Local (714) 998-3021 • FAX (714) 974-3420  
**Entire USA 1-800-854-0547**

## PROFESSIONAL SURVEILLANCE EQUIPMENT USED BY LAW ENFORCEMENT AGENCIES

**VHF-FM CRYSTAL CONTROLLED TRANSMITTERS**  
 139.000 MHz — 149.450 MHz  
 All kits assemble in less than 5 minutes!



<b>#AD-500 Tel</b> Range: 5 Mile Power: 11MW <b>\$115</b>	<b>#AD-600 Mic</b> Range: 5 Mile Power: 11MW <b>\$125</b>	<b>#AD-700 Mic</b> Range: 1.5 Mile Power: 70MW <b>\$150</b>	<b>#AD-400 Mic</b> Range: 2.5 Mile Power: 400MW <b>\$155</b>
--	--	--	---

We also sell: Micro Miniature CCD Cameras, Bug Detectors, and more

**A & D ELECTRONICS**  
 P.O. Box 601, Monsey NY 10952  
 800-356-3480 • In NYS 914-356-7541 • FAX 914-356-7505  
 Call for FREE Catalog; Credit Cards Accepted

### Quality Microwave TV Antennas

WIRELESS CABLE - IFTS - MMDS - Amateur TV  
 Ultra High Gain 50db(+) • Tuneable 1.9 to 2.7 Ghz.

- 55-Channel Dish System \$199.95
- 36-Channel Dish System \$149.95
- 20-Channel Dish System \$124.95
- Optional Commercial Grid Antenna (not shown) Add \$50.00
- Yagi Antennas, Components, Custom Tuning Available
- Call or write (SASE) for "FREE" Catalog

**PHILLIPS-TECH ELECTRONICS**  
 P.O. Box 8533 • Scottsdale, AZ 85252  
 (602) 947-7700 (\$3.00 Credit all phone orders)  
 MasterCard • Visa • American Express • COD's • Quantity Pricing

## Prototype it..... FAST!

with ProtoQuick 8051 or 28

- Complete single board computer
- Up to 32K EPROM and 8K RAM
- 12 sq. in. plated through proto area
- RS232 C serial port w/ 0825 conv.
- Op. sys. in EPROM w/ source code
- Assembled, ready to run - \$6.00 only
- MS-DOS cross assembler included

**\$99.00** each

Software license  
 3705 Roundstone Road  
 Cincinnati, OH 45244 USA  
 (513) 561-2060

Run prototype applications or experimental hardware from the serial port - WITHOUT PROGRAMMING!

## BUGGED??

**FAVERDROPPING** is unbelievably widespread! Electronic Devices with amazing capabilities can be monitoring your telephone and room conversations RIGHT NOW! Are you sure you're safe? **FREE CATALOG tells you fast!** Includes Free Bonus details on fantastic opportunities now open in Counter-Surveillance field. Exciting, immensely interesting and EXTREMELY profitable (up to \$250 hr) full/part-time income. Call Now! **1-800-732-5000**

# NEW LIT

Use The Free Information Card for fast response.


### OSCILLOSCOPE BOARDS.

This new plug in board will permit you to turn your personal computer into an oscilloscope. PC Instruments' 420 and 430 series of oscilloscope boards for personal computers are said to provide the features and performance levels of a quality oscilloscope with the software installed and the necessary test probes attached.

The boards occupy one IBM PC/AT expansion slot and provide 200-MHz bandwidth, a 500-picosecond per division minimum timebase setting, and 200-gigasample per second equivalent sampling rate. The 420 boards are single

channel and the 430 boards are dual channel.

Both boards provide seven voltage ranges, AC/DC coupling, DC offset, and a probe compensation signal. The boards permit 27 timebase settings from 500 picoseconds per division to 200 milliseconds per division, and an automatic trigger-level algorithm that will quickly



CIRCLE 332 ON FREE INFORMATION CARD

establish a valid trigger level.

The included BenchCom software provides the user with the ability to see and print waveforms, translate the waveform data file to an ASCII list or spreadsheet format, and control the oscilloscope card from DOS and Windows.

Optional BenchTop software provides a "point-and-click" graphics user interface with the ability to store and recall waveforms and test setups and change settings without the need for the user to learn the commands.

The prices including BenchCom software range from \$1495 for the single-

channel PCI-421 with 100-MHz bandwidth to \$2695 for the dual-channel PCI-434 with 200-MHz bandwidth. Optional BenchTop software is priced at \$495.

**PC Instruments, Inc.**  
 9261 Ravenna Road,  
 Building B11  
 Twinsburg, OH 44086-249  
 Phone: 216-963-0800

**LED Transluminators: Multi-Chip Edge, Post and Back-Lighting Illuminator Modules (No. 87-2).** Lumex Opto/Components Inc., 292 East Hellen Road, Palatine, IL 60067; Phone: 708-359-2790; Fax: 800-944-2790; free.

This four-page brochure



# LATEST TECHNOLOGY

- DESCRAMBLERS
- CONVERTERS
- COMBINATION UNITS

**WE'LL BEAT ANY PRICE!**

## LATEST DESCRAMBLER MODELS

- Add On Descrambler for all JERROLD Systems (Except Base Band) Guaranteed to Work Anywhere Coast to Coast (Model JD-3) ~~\$125~~ **\$89** 6-10  
\$119 1-5
- Add On Descrambler For All PIONEER Systems. Guaranteed to Work Anywhere Coast to Coast. (Model PD-3) ~~\$125~~ **\$89** 6-10  
\$119 1-5
- Add On Descrambler For All SCIENTIFIC ATLANTA Systems (Except 8570, 8590, 8600). Guaranteed to Work Anywhere Coast to Coast. (Model SAD-3) **\$89** 6-10  
\$119 1-5



**BRAND NEW  
1 YEAR  
WARRANTY**


### SCIENTIFIC ATLANTA 8580

- Features
- Wireless Remote Control
  - Favorite Channel Recall
  - Parental Lockout

**\$259** 6-10

**BRAND NEW  
1 YEAR  
WARRANTY**

**\$289** 1-5



### ZENITH

- Features
- Wireless Remote Control
  - 550MHz (99 Channel) capacity
  - Volume Control
  - Parental Lock-Out
  - Programmable Favorite Channel Memory

**\$259** 6-10

**\$289** 1-5

## ADD ON DESCRAMBLERS

	1-5	6-10
FTB-3	49.00	39.00
TVT OR TBI	55.00	47.00
SA-3	59.00	49.00
KN12-3	59.00	49.00
MLD1200-3	49.00	39.00

## CONVERTERS

	1-5	6-10
PANASONIC 1453G	79.00	69.00
JERROLD DQN7-3	75.00	65.00
STARGATE 2001	75.00	65.00

Call for other models



**DPV7 & DBB7  
8590 & 8600**  
Call for availability & prices



1470 OLD COUNTRY ROAD,  
SUITE 315 - P.E.  
PLAINVIEW, NY 11803  
NO NY SALES

**FREE COLOR CATALOG!**

**1-800-950-9145**

May 1994, Electronics Now

# NEW LIT

Use The Free Information Card for fast response.



**CIRCLE 333 ON FREE INFORMATION CARD**


from Lumex provides technical information on its new line of illumination products that it calls transluminators. They are substrates with multiple green, amber and red LED dies for back and edge lighting.

Lumex says that the LED displays can backlight liquid-crystal displays, illuminate overlay graphics and edge-light instruments, and enhance color graphics. Viewers can see displays or graphics in low ambient light with the aid of the multiple LED chips on a board.

A product selection guide describes the complete line of 18 edge-lit transluminators and 12 "chips-on-board" transluminators. Specifications data includes device area, color choices, voltage requirements, intensity (candelas —mcd or cd/m<sup>2</sup>), and number of LED chips per device. The brochure includes outline drawings, limits of safe operation, information on reflectors, light sources, and substrates, as well as options in reflective coating, adhesives, overlays, and device encapsulants.

**Test and Measurement Solutions for Wireless Communications. Hewlett-Packard Company, 3000 Hanover Street, Palo Alto, CA 94304; Phone: 800-452-4844; free.**

This 18-page, full-color brochure from Hewlett-Packard Company is intended to help communications managers and engineers select appropriate HP test equipment products for research and development, manufacturing, and field testing of many kinds of wireless telecommunications equipment.



**CIRCLE 334 ON FREE INFORMATION CARD**

The more than 30 products covered include spectrum analyzers, channel simulators, network analyzers, mobile test software, signal generators, cell-site test sets, and audio analyzers. A two-page table lists the communications systems that can be tested, and the kinds of measurements that can be made with each of the instruments described.

**Quartz-Crystal Design Guide and Catalog, Jan Crystals, Design Engineering Department, 2341 Crystal Drive, P.**



**CIRCLE 336 ON FREE INFORMATION CARD**

**O. Box 60018, Fort Myers, FL 33906-6017; Phone: 800-JAN-XTAL; Fax: 813-936-3750; free.**

This 12-page catalog describes Jan Crystal's frequency-control crystals. The catalog includes descriptions of low-frequency, custom, and micro-processor crystals, as well as hybrid clock oscillators. Specifications and circuit drawings are given for each product. In addition, the catalog contains charts, graphs, formulas, and technical information, including a tutorial discussion of crystal frequency control.

**LED Product Design Guide 84-1. Lumex Opto/Components Inc., 292 East Hellen Road, Palatine, IL 60067; Phone: 708-359-2790; Fax: 1-800-944-2790; free.**

This 60-page guide contains complete descriptions, specifications, and



**CIRCLE 335 ON FREE INFORMATION CARD**

outline dimensions of more than 2500 light-emitting diodes and assemblies made from LEDs. More than 100 new items are described including surface-mount LED products, LED arrays, LED light bars, and transluminators.

Included are 13 pages of technical tutorial covering the theory of light-emitting diodes and other solid-state emitters and applications notes of value to the circuit designer.

**WHEN  
YOU GIVE  
BLOOD  
YOU GIVE  
ANOTHER  
BIRTHDAY,  
ANOTHER  
DATE,  
ANOTHER  
DANCE,  
ANOTHER  
LAUGH,  
ANOTHER  
HUG,  
ANOTHER  
CHANCE.**



**American Red Cross**  
PLEASE GIVE BLOOD.





# COMPUTER PARTS - SURPLUS ELECTRONICS - SERVICE PARTS - ACCESSORIES SCHOOL & UNIVERSITY P.O.s ACCEPTED! - SCHOOL QTY. DISCOUNTS AVAILABLE\*

## CARRY CASES

A. 3.5" x 12.5" x 14" .....\$14.95  
Designed for small laptop or notebook computer. Side pockets for 12 3.5" Disks & Manual. Shoulder Strap & Handle

B. 3" x 16" x 13" .....\$14.95  
Laptop Computer Case with shoulder strap Outside pocket is big enough to hold a notebook computer!

C. 13" x 16.5" x 16.5" .....\$19.95  
IBM PS/2 Transport Case  
Side keyboard pouch • Wheels & leash Can hold Mac LC or Ilii & Monitor, Iigs System. Has 3 pockets inside. Rigid Bottom Side handles. Well Constructed!

D. \* 16" x 16" x 7" .....\$14.95  
Olivetti Carry case. Can be used to carry many different computer systems. Apple //e, Mac II, Ili, IliX, Mac IliX/ci & Quadra 700/800 series. Mini Tower size too! Sturdy construction, heavy fabric, shoulder strap & handle.

E. 15.5" x 12.5" x 2.75" .....\$19.95  
Exterior pocket 13" x 9" x 1.5". Interior has positionable retainer and small "attache" panel for 3.5" disks, pens, papers. Padded case. Black with red highlights, carry handle, shoulder strap. Originally for Digital.

F. 12" x 15" x 2.75" .....\$19.95  
Zippered Exterior pocket 12" x 12" x 1". Carry handles & Shoulder Strap. Greenish color. Originally for Mitsubishi.

## Printers & Accessories

Epson FX 100 .....\$65.00  
Epson FX286 .....\$75.00  
Citizen GSX 130, 140, 140+ & 200GX Manual Sheet Feeder.  
AH29804-0 NEW .....\$24.95  
Citizen GSX 130, 140, 140+ & 200GX Printer Stand.  
AH29806-0. NEW .....\$7.95

## Power Supplies

Mini Tower Case Power Supply.  
145 Watts. Refurbished.....\$20.00  
New .....\$29.00  
XT Power Supply. 135W ...\$25.00  
IBM XT 65Watt P/S .....\$5.00  
300W. Tower or AT Type...\$49.00  
AT Power Supply. 200W  
Refurb .....\$29.00

We can repair most types of power supplies. Computers & More.

## Bulk Disks

52.5" DSDD Disks (100 pcs) .....\$12.00  
3.5" DSDD Disks (50 pcs) .....\$14.50  
3.5" DSHD Disk (10 pcs) .....\$3.90  
5.25" Clearing Disk .....\$1.00  
3.5" Clearing Disk .....\$2.00

## Backup Tapes

DC2000 Tape (Gigatek brand) \$12.00  
DC600 Tape (Gigatek brand) .....\$9.00  
GC9100 (1 Gig. Gigatrend tape) .....\$19.00

## Cables & Connectors

DB25 IDC (Flat ribbon) connector  
M/F .....\$4.95  
DB37 IDC (Flat ribbon) connector  
M .....\$4.95  
MFM/RLL, IDE or Floppy .....\$1.00  
Serial Link Cable  
To link two computers for data transfer. Ends. Can be DB9 to DB9 or DB9 to DB25 .....\$9.95

## CHIPS & ROMs

### Processors

80287-8 .....\$19.00  
V20-8 .....\$2.00 V28-10 .....\$6.00  
MC68030-16 .....\$39.00  
MC68882-16 .....\$39.00  
16550 (Enh.serial port chip) .....\$13.00

### RAM

4116, 4164 or short lead 41256 -12 or -15 .....\$0.50  
41024 (1 Meg x 1) or 44256 .....\$3.00  
256x8 -15 SIMM...\$3.00 /-12...\$4.95  
256x9 SIP -12 .....\$5.95  
256x9 SIMM -80 .....\$8.00

### Batteries

1/2 AA size, 3.6V lithium .....\$4.95  
AT Type "plug in" 3.6V or 6V \$6.95

## EPROMs

2716 or 2732 .....\$7.50  
2764 .....\$11.00  
27128 .....\$1.50  
27256 .....\$2.00  
27512 .....\$2.50  
271000 (32 Pin) .....\$4.00  
27010 .....\$6.00

### Microcontrollers

8748 .....\$4.00  
8749 .....\$6.00  
8751 .....\$9.00

## FLOPPY DRIVES

Used 360K 5.25" Drive .....\$14.95  
Used 1.2 Meg 5.25" HH .....\$35.00  
IBM PS/2 720K Drive OEM for IBM, Mitsubishi Part .....\$59.00

## Fujitsu Cash Drawer.

Hooks up to any receipt printer w/parallel I/O. RJ45 Has check "deposit" slot in front of drawer.

**\$75.00**



Ask for our Apple II Related items, specials & surplus electronics.

# Alltech Electronics Co.

602 Garrison St. Oceanside, CA 92054  
9-6 PM Mon.-Fri. - 9-5 PM Sat.

Orders Only:



All other Inquiries: & Tech Support: 619/721-7733

**800/995-7773**

Fax (School PO's, Quotes, Info.): 619/721-2823

We Buy Excess Computer Related Equipment.

## SPECIALS

Dexxa Hand Scanner 300dpi  
**\$59.00**

XT System Refurbished  
Mono Monitor 360K Drive  
**\$95.00**

AT System • Mono Monitor  
8 Mhz • 1024K • 1.2M Drive  
**\$159.00**

## Monitors

9" Composite "Box" type cabinet. Green screen. Good for security monitor. Input for 75Ω (standard) or High impedance .....\$35.00  
Color Composite Monitor. Not suitable for 80 column text but can be used for computer games, Nintendo, as a video monitor. Some have sound input also.

Specify .....\$69.00  
Used/Refurbished Mono. DB9 .....\$35.00

\* CA Residents please add 7.75% Sales tax. • Minimum shipping & handling charges \$5.00. (This covers most orders) • Warranty: Used/Refurbished products have a 90 day warranty • ALL Returns must have an RMA #, call before shipping back to us. • No Returns without an invoice. Shipping & Handling charges are non-refundable • 20% Restocking charge, applies to products purchased in error & incompatibility problems. • School & University Purchase Orders accepted, others on AOC only. • Prices and availability subject to change at anytime without any notification whatsoever. • Some Products are refurbished product.

## Computer & Drive Cases

Desktop XT/AT Case & 150W P/S Turbo Switch & LED, 2 Exposed HH drive bays .....\$29.00  
External Floppy Drive Case. Holds two HH drives or one FH drive. With Power Supply .....\$19.00  
External MFM/RLL HH HD Case Holds HH 5.25" Hard disk .....\$19.95  
Open face SCSI Case & P/S. For SyQuest or CD ROM. Two 50 Pin Centronics Connectors .....\$45.00  
External SCSI Case & P/S For 5.25" or 3.5" HH Drive. Two 50 Pin Connectors & ID Selector .....\$45.00  
Full height SCSI Case & P/S. Holds 2 HH Drives or 1 FH .....\$65.00  
External CD ROM Drive Case 36 or 40 Pin CD ROM Drives. To install a CD on your system externally .....\$45.00

## Peripheral Cards & Accessories • Keyboards

AT Floppy, Serial & Par Controller .....\$9.95  
AT IDE HD Controller .....\$9.95  
Mono/Parallel Port .....\$9.95  
Universal Video Card. 8 Bit  
CGA/EGA/VGA .....\$39.00  
Full Length CGA w/RCA out .....\$14.95  
EGA Card .....\$29.00  
101 Keyboard (NEW) .....\$29.00  
5 Pin kybd to PS/2 adapter .....\$2.95  
16 Bit Backplane board .....\$10.00  
Microsoft InPort Mouse Card (only) .....\$19.00  
Winning Wordperfect 5.1 in 5 hours! .....\$9.95  
AT 2 Meg Mem. Exp Card w/2 Meg .....\$39.00  
101 XT/AT Keyboard .....\$19.00  
Keyboard Wrist Pad .....\$1.95

## KESTOR SOLDER \$4.95 EA.

Alloy	Dia.	Flux	Core
Sb5	.025	282	66
Sn60	.031	282	66
Sn60	.020	282	66
60/40	.031	331	40
Sn63	.031	282	66

CIRCLE 282 ON FREE INFORMATION CARD

# IT'S TIME TO STOP THE BURNING.

96,000 acres of irreplaceable rain forest are burned every day.

The rain forest is the world's great pharmaceutical storehouse. It provides sources for a quarter of today's drugs and medicines and seventy percent of the plants found to have anti-cancer properties.


This senseless destruction must stop NOW!

The National Arbor Day Foundation, the world's largest tree-planting environ-



mental organization, has launched Rain Forest Rescue. By joining with the Foundation you will help establish natural rain forest barriers to stop further burning and support on-site conservation plans to protect threatened forests.

Each and every second, a rain forest the size of a football field goes up in smoke. You'd better call now.



 **The National  
Arbor Day Foundation**

**Call Rain Forest Rescue.  
1-800-255-5500**



# CABLE TV UNIVERSAL DESCRAMBLER

Combined Unit

Free Catalog CALL



**PRODUCT GUARANTEE**

*Limited Quantity Available*



**1-800-664-6999**



**UNIVERSAL 1001**

Fully assembled  
and tested.

**\$169.95**

**UNIVERSAL 2010**

Complete Kit. Ready  
For the Hobbyist.

**\$69.95**

**NO FLORIDA SALES!**

Product for AUTHORIZED use  
only. See our catalog for details.

THE HALCYON GROUP

# YOU!

## Be the Judge



of our

## 6805, 68HC05 & 68HC11 Microcontroller Development Tools

Our development tools provide the fastest, easiest and most cost effective means of developing products based on the Motorola 6805, 68HC05 and 68HC11 microcontrollers. During the past eight plus years, hundreds of the worlds largest corporations, major universities and most successful companies have found this to be true. Now, if you are starting a project based on one of these microcontrollers, you can judge for yourself. Call today for a free catalog. We'll be happy to answer your questions and assist you in any way we can.

Partial Product Listing

6805 Primer includes PC Based Cross Assembler and Simulator.....	\$269
6805/68HC05/68HC11 Cross Assemblers.....	from \$99
6805/68HC05 PC Based Simulator/Debuggers.....	\$99
68705 P3, P5, U3, U5, R3, R5 Programmer.....	\$329
68HC705/68HC805 Programmer.....	from \$395
68HC705K1 4 Site Gang Programmer.....	\$495
68HC05 Real-Time In-Circuit Emulators.....	from \$895
68HC11 Real-Time In-Circuit Emulators.....	\$995
68HCx11A1/A8/D3/E2/E9 PC Based Programmer.....	\$349

**TECI** The Engineers Collaborative Inc.  
RR #3, Box 8C, Barton, VT 05822, USA  
TEL: 802-525-3458 FAX: 802-525-3451

## 24 VDC BATTERY CHARGER



Charger's output adjusts from 24 to 30 VDC; max-charge current approx 8 amps. Uses SCR and volt sensing circuits to vary pulse duration that controls average charge current. 120 VAC 60 Hz input. Has 6 ft. line cord and 5 ft. output cable with two battery clamps. 2.5x8.8x5.8, 7 lbs sh.

#BC-24V5, NEW..... \$45

## TORROID TRANSFORMER ASSY.

Assembly from above charger has 2.3"H x 4.4" dia torroid transformer with dual 24 VCT 8 amp windings, pulse charge PC board, and lower half of case. LESS cables and cover! Re-do to make charger or as basis for power supply! 6 lbs sh.



#BC-24V-ASSY..... \$24

## 500 WATT UPS

Uninterruptable power supply (UPS) produces 120 VAC 60 Hz 500 watt output from 48 VDC input. Internal 8 cell x 6 VDC rechargeable gel-cel battery pack supplies power when normal power input is interrupted. Inverter output is modified square-wave with zero crossing. No further data; batteries functional, but no warranty as to cell life. W/casters; 14.5x12.5x10.3, 100 lbs sh.

#UPS-48-500, USED with output..... \$149.50  
INVERTER SECTION only from above; #INV-48-500..... \$99.50

12.6 VDC to 120 VAC 60 Hz 500 WATT INVERTER , w/output terminal strip;  
3.6x9.1x13.5, 17 lbs sh. #RC-INV-12500, NEW..... \$149.50

## ENERGY STORAGE CAPACITORS

Removed from equipment; both 10X4.5X3.5, 10 lbs sh.  
88 MF 1200 VDC ..... \$17.50 224 MF 1500 VDC ..... \$27



## 650 AMP RECTIFIER



Motorola MR1265FL rectifier rated 300 PIV 650 amp; with hardware; 3.3x2.3x3.3, 3 lbs sh. NEW..... \$14.95

Prices F.O.B. Lima, O. • VISA, MASTERCARD Accepted.  
Allow for Shipping • Write for latest Catalog  
Address Dept. ES • Phone 419/227-6573 • Fax 419/227-1313

## FAIR RADIO SALES

1016 E. EUREKA • Box 1105 • LIMA, OHIO • 45802



### Grill Guides

Ball and socket type grill guides for attaching speaker grill to cabinet. To use, simply drill the appropriate size holes in cabinet and grill frame. 12 pair per package.



#EN-260-367

\$1<sup>80</sup> PER PKG

### Triplett Model 2202

Large, easy to read 3-1/2 digit LCD display. Tests voltage in 5 ranges to 750 VAC, resistance in 6 ranges to 20M plus diode test with audible continuity, 6 current ranges to 10A. Built-in battery test and HFE test for NPN and PNP transistors. Test leads, instructions and carrying case included. One year manufacturer warranty. Net weight: 1 lb.



#EN-390-140

\$47<sup>00</sup> EACH

### One Farad Car Stereo Capacitor

Most car amplifiers' power supplies simply lack the capability to produce large amounts of instantaneous power. By adding the 1 Farad Car Stereo Capacitor to your system it will greatly augment the power supply of your amp and help it produce incredible bass punch and dramatically improved transient response. Includes installation instructions. Specifications: 1,000,000 uf. 16VDC at 85 degrees C. Net weight: 2 lbs. 1 year guarantee. Dimensions: 8-1/2" (H) x 3" (dia.).



#EN-029-1000

\$79<sup>90</sup> EACH

### Contact Clean Plus

Contact Clean Plus is a CFC free industrial grade solvent designed to clean and lubricate all types of switches, electrical controls, and tuners. The heavy duty solvents quickly clean dirt, grease, and oxidation while leaving a fine lubricating film. Contact Clean Plus is non-flammable, safe on most plastics and can be applied on operating equipment. HCFC bond. 16 oz. aerosol.



#EN-341-Q35 \$10<sup>00</sup> (1-11)

\$9<sup>50</sup> (12-UP)

### Polydax 1" Soft Dome Tweeter

1" textile diaphragm features a catenary profile for maximum stiffness. Ferro fluid cooling ensures high power handling capability with smooth and transparent sound reproduction.



•Power handling: 70 watts RMS/100 watts max. •Voice coil diameter: 1 inch wImpedance: 8 ohms •Frequency response: 4000-20,000 Hz wMagnet weight: 8-1/2 ozs. •Fs: 1200 Hz wSPL: 92 1W/1m •Net weight: 1 lb. •Manufacturer model number: TWO25M1 •Dimensions: A: 3-7/8", B: 2-7/8", C: 1", D: 2-3/4", E: 3/4"

#EN-270-046 \$21<sup>95</sup> (1-9) \$19<sup>50</sup> (10-UP)

### Fluorescent Work Light



Extra bright 15 watt tube that operates on 120 VAC or 12 VDC. 15 foot power cord with wall adaptor and cigarette lighter plug. Net weight: 2 lbs.

#EN-360-490

\$16<sup>90</sup> EACH

### 12 VDC Cooling Fans

Perfect for cooling car audio power amps. Standard mounting configuration for replacement. Manufacturer may vary.



Part #	Description	Price (1-9)	Price (10-UP)
EN-250-102	micro fan 1" x 2-3/8" x 2-3/8"	\$8.50	\$7.95
EN-250-160	mini fan 1" x 3-5/8" x 3-5/8"	9.90	8.90
EN-259-120	standard fan 1-1/2" x 4-5/8" x 4-5/8"	9.90	8.90

### 8" Fiberglass Cone Bass/Midrange

A premium quality driver. The woven fiberglass cone, high loss rubber surround and 29 Hz resonance, combine to offer excellent sonic definition and deep, tight bass.

•Power handling: 70 watts RMS/100 watts max  
•Voice coil diameter: 1-1/2 inches •Impedance: 8 ohms  
•Frequency response: 29-4000 •Magnet weight: 20 ozs.  
•Fs: 29 Hz •SPL: 89 dB 1W/1m •Vas: 2.98 cu. ft. •Qts: .39 •Qes: .47 •Qms: 2.2 •XMAX: .17 inches •Net weight: 5 lbs.  
•Dimensions: A: 8-3/8", B: 7-1/4", C: 3-13/16", D: 3-7/8", E: 1 3/8"



#EN-296-095

\$55<sup>80</sup> (1-3)

\$51<sup>50</sup> (4-UP)

### Home VCR Repair Illustrated

This illustrated guide can show you how to correct the most common VCR malfunctions without expensive tools or test equipment. Written by Richard C. Wilkins and Cheryl A. Hubbard. 400 pages in paperback. Copyright: 1991.



#EN-500-165

\$19<sup>95</sup> EACH

### Right Angle 1/4" Phone Plug (Mono)



#EN-099-020 65¢ (1-49)

40¢ (50-UP)

### 6-1/2" Two-Way Inwall System

This is our most popular in-wall. Easily installed in any 2 x 4 or larger wall. Specifications: 6-1/2" poly woofer with a 10 oz. magnet, 1" field replaceable soft dome tweeter. Integral 2-way crossover with pushbutton wire terminal. 8 ohm impedance, frequency response: 40-20,000 Hz. 40 watts RMS/80 watts max power handling capability. Sensitivity: 90 dB 1W/1m. Dimensions: 8-1/2" (W) x 12" (L) x 3 1/2" (D). Net weight: 9 lbs. per pair.



#EN-300-036

\$249<sup>95</sup> (SUG. LIST)

\$119<sup>50</sup> (1-3 PRS)

\$109<sup>90</sup> (4 PRS-UP)

### The Loudspeaker Design Cookbook IV

This book describes the "science" of loudspeaker design, however applying it is an "art". Using the information in this book will yield hundreds of possible variations in speaker design, with some subtle and not-so-subtle differences. 1991 copyright, fourth edition. Author: Vance Dickason. 154 pages paperback.

#EN-500-035

\$29<sup>95</sup> EACH

### Cabinet Carpet

This high quality carpet is the covering of choice for car, stage, and amplifier cabinets. Adhere with spray adhesive or latex contact cements. Sold by the linear yard. 54" wide.



#EN-260-765 Dark Charcoal

#EN-260-767 Medium Grey

#EN-260-768 Jet Black

Per Linear Yard, 36" x 54"

\$4<sup>50</sup>

### 12" Heavy Duty Poly Woofer

Special clear ribbed polypropylene cone with poly foam surround.

•Power handling: 100 watts RMS/200 watts max.  
•Voice coil diameter: 2 inches  
•Impedance: 6 ohms •Frequency response: 23-1500 Hz wMagnet weight: 40 ozs. •SPL: 96 dB 1W/1m •Vas: 12.68 •Qts: .16 •XMAX: .098 •Qes: .18 •Qms: 1.86 •Fs: 23 Hz •Net Weight: 9 lbs. •Manufacturer model number: A30GU40-51D  
•Dimensions: A: 12-1/8", B: 10-7/8", C: 5-1/2", D: 5-1/2", E: 1-3/4"



#EN-290-125 \$41<sup>80</sup> (1-3)

\$39<sup>90</sup> (4-UP)

Parts Express  
340 East First St.  
Dayton, Ohio 45402  
Local: 513-222-0173  
"FAX: 513-222-4644

•30 day money back guarantee •\$20.00 minimum order •We accept Mastercard, Visa, Discover, and company C.O.D. orders •24 hour shipping •Shipping charge = UPS chart rate + \$1.50 (\$4.00 minimum charge) •Hours 8:30 am - 7:00 pm ET, Monday - Friday w9:00 am - 5:00 pm Saturday. Mail order customers, please call for shipping estimate on orders exceeding 5 lbs. •Foreign destination customers please send \$6.00 U.S. funds for catalog postage.





### 14-3 Heavy Duty Cord

Super duty power cord. 14 ga., 3 conductor. 4 ft. length. Limited availability.



#EN-119-010 \$2<sup>50</sup> (1-9) **\$1<sup>50</sup>** (10-UP)

### 12 VAC CT, 300 mA Transformer

12VAC (6-0-6) secondary. 300 mA current capability. 2-1/2 ft. primary wires. Dimensions: 2-1/2"(W) X 1-3/8"(H) X 1-1/2"(D).



#EN-129-340 \$1<sup>95</sup> (1-9) **\$1<sup>70</sup>** (10-UP)

### VCR Hardware Assortment

Convenient assortment of clips, washers, springs, and screws. 10 pieces each of 4 sizes of "E" clips, 10 pieces of 2 sizes of retaining rings, 10 pieces of 14 sizes of washers, 2 each of 8 sizes of tension and compression springs and 24 assorted screws. Total of 246 pieces.

#EN-430-315 \$6<sup>50</sup> (1-3) **\$5<sup>95</sup>** (4-UP)

### Speaker Sealing Caulk

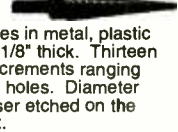
Special rubber compound quickly and easily seals speakers into cabinets. Eliminates vibration and air leaks. Sold in 1/4" x 36" strips.



#EN-269-300 75¢ (1-9) **60¢** (10-UP)

### Klein Unibit (reg) Step-Drill Bit

For drilling multiple size holes in metal, plastic and wood up to 1/8" thick. Thirteen steps in 1/32" increments ranging from 1/8" to 1/2" holes. Diameter markings are laser etched on the flute. 1/4" shaft.



#EN-362-100 **\$18<sup>95</sup>**

### Quality 30 Watt Iron

Economical 30 watt iron with replaceable tip. Blue plastic handle.



#EN-370-010 **\$4<sup>90</sup>**

### Soldering Stand

Convenient soldering iron stand with cleaning sponge. Display boxed.



#EN-370-020 \$4<sup>95</sup> (1-9) **\$4<sup>50</sup>** (10-UP)

### Kester Pocket Pack

Perfect tool box solder supply. The wire feeds conveniently from the handy dispenser tube. Pocket clip attached. .031" diameter solder. .5 ounce (approximately 15 feet).



#EN-370-050 \$1<sup>00</sup> (1-9) **90¢** (10-UP)

### Isotip Butane Soldering Iron

The ideal soldering iron for field repairs where no AC power is present. Uses standard butane (not included) available at most stores. Iron also comes with a torch attachment which easily screws on in place of the soldering tip. Limited one year warranty.



#EN-370-235 **\$24<sup>95</sup>** EACH

### Center Off Toggle

DPDT center off toggle switch. 6A, 125VAC. (1/2" mount.)



#EN-060-087 \$1<sup>75</sup> (1-9) **\$1<sup>50</sup>** (10-UP)

### Monitor Power Jack

Standard computer type monitor jack. Limited quantity.



#EN-090-446 75¢ (1-9) **65¢** (10-UP)

### Screw Type Holder

Standard AGC type fuseholder. Fits 5/8" mounting hole. Black color.



#EN-070-610 65¢ (1-9) **55¢** (10-UP)

### Pull-Out Radio Carry Case


Super quality nylon bag storing pull out radios. Front accessory storage pocket which will hold up to 5 CD cases. Velcro closure. Inside dimensions: 7-1/2" x 2-1/2" x 8".



#EN-265-950 \$10<sup>00</sup> (1-3) **\$9<sup>95</sup>** (4-UP)

### Matching Transformer

Adapts 75 ohm coax to 300 ohm twin lead (or vice-versa) at antenna or television. 5-90 MHz UHF/VHF. 3 capacitor PC board type.



#EN-180-010 49¢ (1-9) **35¢** (10-UP)

### Deluxe F-59 Connector

(Full attached ferrule)



#EN-090-355 22¢ (1-9) **17¢** (10-UP)

### Triple Shielded Audio Cables

These high grade oxygen free copper cables utilize triple shielding to ensure excellent noise rejection and are terminated with high conductivity gold plated RCA's for maximum signal transfer. Flexible jacket is sapphire blue and includes a remote turn on wire.



#EN-263-650 (3.3 ft.) \$15<sup>50</sup> (1-3) **\$13<sup>90</sup>** (4-UP)

#EN-263-655 (6.8 ft.) \$17<sup>50</sup> (1-3) **\$15<sup>90</sup>** (4-UP)

#EN-263-670 (19.8 ft.) \$29<sup>90</sup> (1-3) **\$25<sup>50</sup>** (4-UP)

### Deluxe "F" Male For RG-6

(Full attached ferrule)



#EN-090-358 29¢ (1-49) **24¢** (50-UP)

### Technician's Turntable



Turntable to speed repair of VCRs, TVs and more. Allows technician to easily turn unit for convenient repair. Dimensions: 20"W x 15"D x 1-1/8"H. Black pebbled surface. Includes 4 anti-skid adhesive feet. Net weight: 9 lbs.

#EN-360-427 **\$26<sup>80</sup>** (EACH)

### Surge Protected Power Center



7 outlet power center with noise and surge protection. Surge protection on all three lines (hot, neutral, ground). response time: less than 8 nano seconds. Noise protection on hot to neutral. 15 amp circuit breaker. Lighted power switch. UL listed.

#EN-130-212 \$12<sup>50</sup> (1-9) **\$10<sup>95</sup>** (10-UP)

### Universal Video Cable



6 ft. RG-59 cable with a push-on "F" connector to a combination 75 and 300 ohm balun that is switchable between 75 and 300 ohm.

#EN-180-126 \$2<sup>95</sup> (1-9) **\$2<sup>60</sup>** (10-UP)

### 3.5mm Mini Headphone Extension


Add 6 feet to your mini headphones. Gives the user added mobility when listening to personal cassette players. Limited availability.



#EN-240-090 \$1<sup>95</sup> (1-9) **\$1<sup>30</sup>** (10-UP)

### Unfinished 6" x 9" Cabinets

You can paint or finish to your liking. Flush mount design for rear deck baffle applications. Dimensions: 11-5/8" x 8-3/8" x 6-3/4" x 5" (tapered back). Sold in pairs. Approximate cubic volume: .2 cu. ft. Net weight: 9 lbs. per pair.



#EN-260-450 **\$12<sup>50</sup>** (1-3 PRS) **\$9<sup>95</sup>** (4 PRS-UP)

### In-Line Coax Splice

Quickly splice coaxial cables with this unique and easy to use splice connector. Accepts up to RG6/U cable.



#EN-090-545 49¢ (1-49) **55¢** (50-UP)

### 12V, 2.3Ah Camcorder Battery

Popular battery for use with Canon, Chinon, Curtis Mathes, G.E., Magnavox, Minolta, Olympus, Panasonic, J.C. Penny, Pentax, Philco, Quasar, Sears, Sylvania, Teknika and other miscellaneous manufacturers. Dimensions: 7.17" (L) x .94" (W) x 2.42" (H).



#EN-140-541 **\$39<sup>95</sup>** EACH

### Parabond Spray Adhesive

Unique lace spray pattern offers low "soak in" for a better, soft, pliable bond. 20 oz. can comes with an adjustable horizontal or vertical spray fan and adjustable output.



#EN-340-098 \$7<sup>95</sup> (1-11) **\$6<sup>95</sup>** (12-UP)

### Pressfit Speaker Terminal

Spring loaded, pushbutton speaker terminal simply drill a hole, apply glue, and press into place.



#EN-260-295 95¢ (1-9) **78¢** (10-UP)

### 3 Amp Power Supply

This is a fully regulated power supply perfect for testing car radios, CBs, radar detectors and other standard 12VDC items. Heavy duty steel housing with indicator lamp and binding posts. Short circuit protection. Input 120 VAC, 60 Hz. 2 year warranty. Net weight: 4 lbs. Specifications: output voltage 13.8 VDC, output current (cont) 3 amps, output current (surge) 4 amps, dimensions 4-1/2"x3"x7", net weight 4 lbs.



#EN-120-495 \$24<sup>00</sup> (1-3) **\$23<sup>50</sup>** (4-UP)

Parts Express  
340 East First St.  
Dayton, Ohio 45402  
Local: 513-222-0173  
FAX: 513-222-4644


CALL TOLL FREE  
**1-800-338-0531**



May 1994, Electronics Now



## SPY ON THE EARTH



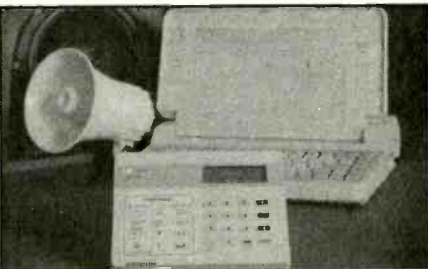
See live on your PC  
what satellites in orbit see

Learn how you can benefit greatly from this exciting new technology. Send \$39 check or M.O. (\$45 air, \$50 overseas) for our fantastic 12 diskette set of professional quality copyrighted programs (IBM type) that does satellite tracking, data acquisition, image processing, 3-D projections and more. Diskette and information package includes fully enabled programs (some with C language source code), satellite views, hardware schematics, catalog and discount certificate.

Reception guaranteed Worldwide  
Absolutely legal  
No satellite dish needed

For FREE information log on to our bulletin board with your MODEM at (718) 740-3911 or call (718) 468-2720, to place an order. Buy with confidence. We've been in business since 1956.

VANGUARD Electronic Labs  
Dept. EN, 196-23 Jamaica Ave.  
Hollis, NY 11423



## Knight Patrol® II Talking Security System


A high-end alarm at an affordable price!

- Stops burglars before they break-in by verbally warning them away.
- High quality female voice with 220 word vocabulary.
- RS-232 port connects to any IBM PC compatible for complete customizing and status (software included).
- 24 zones monitor sensors inside and outside plus an auxiliary alarm and supervised fire zone.
- Automatically switches intercom speakers to alarm.
- Two 12 Amp. relays for sirens and control functions.
- Complete alarm status from keypad, PC, or verbally.
- Speakers announce location of prowlers.
- Alert/Sleep monitoring modes.
- Alpha-numeric LCD keypad.
- Multiple user alarm codes.
- Continuous power monitoring.
- Expandable and MORE!

Paladin Electronics

19425-B Soledad Cyn. Rd.  
Suite 333 RES  
Canyon Country, CA 91351  
(805) 251-8725

Dealer enquiries invited.



# Motorless Motion!



Includes Complete Plans

Create direct linear action with Muscle Wires™—  
they actually contract up to 5% when powered!  
Use them in robots, planes, railroads — anywhere  
you need small, strong all-electric motion.

### What are Muscle Wires?

Muscle Wires are highly processed strands of a nickel-titanium alloy called *nitinol*. At room temperature they are easily stretched by up to 5% of their length. When conducting an electric current they return to their original "unstretched" shape with a force *thousands of times* their weight.

### How strong are Muscle Wires?

This varies with the wire's size. A single wire can lift from 35 to 930 grams (over 2 lbs)! For more strength, use several wires in parallel.

### How fast can Muscle Wires activate?

They contract as fast as they are heated — as quickly as 1/1000 of a second. To relax, the wire must cool again. Rates of many cycles per second are possible with active cooling.

### Flexinol Muscle Wire Specifications

Wire Diameter (µm)	50	100	150	250
Resistance (Ω/m)	510	150	50	20
Contract Force (grams)	35	150	330	930
Typical Current (mA)	50	180	400	1000

### How much power do Muscle Wires need?

Power varies with wire diameter, length, and surrounding conditions. Once the wire has fully shortened, power should be reduced to prevent overheating.

### What are the advantages of Muscle Wires?

Small size, light weight, low power, very high strength-to-weight ratio, precise control, AC or DC activation, long life and direct linear action and much more!

Get our new 128 page *Muscle Wires Project Book* with full plans for Boris and 14 other motorless motion projects, and our *Deluxe Sample Kit* with one meter each of 50, 100 and 150 µm dia. Muscle Wires — everything you need to get moving today!

FAX  
Your Order  
FREE!

24-hour FAX Order Line — VISA MasterCard

800-455-9333

Request our FREE Muscle Wires Technical Brochure

Mondo-tronics

524 San Anselmo Ave. #107-52  
San Anselmo, CA 94960

Questions: 415-455-9330  
Fax: 415-455-9333  
Internet: mondo@holonet.net

New Book &  
Deluxe Kit  
only  
**\$59.95**  
Plus \$5.00 P&H  
CA orders add tax

International Orders Welcome! First Class P&H: \$11.00

## RAIN FOREST RESCUE: SO THAT A CURE FOR CANCER MIGHT BE FOUND IN YOUR LIFETIME

Saving lives may hinge on saving our planet's rain forests. Scientists have identified 3,000 plants as having anti-cancer properties... 70% of them are found only in the rain forest.


It may just be that the cure for cancer, AIDS, or one of a host of diseases can be found in a colorful, fragile, little flower growing deep in the heart of the rain forest. If we don't act now, that flower may be lost forever, and the cure never found.

Rain forests are burning at a shocking rate...an area the size of 10 city blocks every minute. Right now you can join The National Arbor Day Foundation and support Rain Forest Rescue to help stop the destruction. When you join, the Foundation will preserve threatened rain forest in your name.

To contribute to Rain Forest Rescue, call  
**1-800-222-5312**

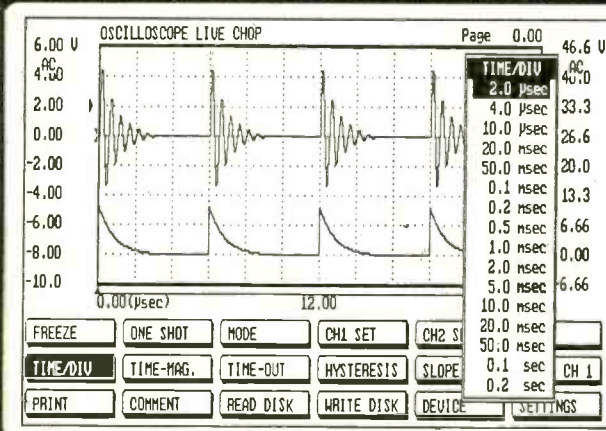
 The National  
Arbor Day Foundation

Many of today's wonder  
drugs are derived from plants  
found in the rain forests.





# DATA ACQUISITION WITH THE PC



CONWAY Engineering, Inc. distributes the complete range of computer controlled measuring instruments of TiePie engineering. Connecting these instruments to a PC (MS-DOS 3.0 or higher) results in a number of comprehensive test instruments:

- oscilloscope;
- voltmeter;
- spectrum analyzer;
- frequency meter;
- \* transient recorder.

All measured data can be stored on disk or be printed out. Because of the many trigger possibilities you can measure a variety of signals, while the powerful software enables you to carry out a multitude of measurements in a straightforward manner. Application areas: service; medical research; automatic test systems; research and development; and education.

## LOW COST: HANDYPROBE

Connect the HANDYPROBE to the parallel printer port of the PC and start the software. Measuring can be carried out at once. The HANDYPROBE does not need external power supply. Some technical specifications:

- 0.5 ... 400 volt software select input range;
- 100,000 samples/sec.;
- one input channel;
- 8 bits resolution (overall accuracy 2%).

A complete software program consisting of a digital storage oscilloscope, spectrum analyzer, voltmeter and a transient recorder is provided.

HANDYPROBE is very suitable for servicing and educational purposes.



Special price until May 1, 1994

US \$ 169

## BEST PERFORMANCE: HANDYSCOPE

The HANDYSCOPE is connected to the parallel printer port. This makes it possible to carry out measurements with a laptop or notebook PC. Due to its high resolution (12 bits), the HANDYSCOPE is a very accurate unit. The measuring time is 100,000 samples/sec. Either of the two channels can be set independently over a range of 0.5 ... 20 volt (with a 1:10 probe up to 200 volt). The advanced software enables many measurements to be carried out. Two probes (switchable 1:1-1:10) are provided. The HANDYSCOPE is constructed as a small table model with two BNC connectors.


The length of the cable linking the PC and the HANDYSCOPE is 1.8 m, which can be extended to 3.8 m.



US \$ 499

## MULTIFUNCTIONAL: TP5008


The TP5008 is an interface card that provides an analog output in addition to two input channels. This output in combination with the two inputs may be used for the setting up of a complete control loop. The output may also be used as a function generator. The TP5008 has a resolution of 8 bits and a sampling rate of 200,000 samples/sec (200 KHz). The input range may be set to 0.5 ... 20 volt full scale deflection. The output range covers 1.25 or 2.5 volt. The TP5008 is fitted with BNC connectors and is delivered complete with a user manual and software. Separately available are 1:1-1:10 probes and 1:100 oscilloscope probes.



US \$ 307

## VERY HIGH SPEED: TP208

The TP208 is an interface card with a measuring time of 2x20 Megasamples/sec (8 bits). Phenomena shorter than 1 millionth of a second can still be measured well. The completely digitized triggering ensures very stable triggering with many trigger possibilities. The TP208 has an input range of 5 mV/div ... 20 volt/div (12 steps) and an auto calibration function. Since both channels may be sampled simultaneously, phase differences can be measured very accurately. Even single phenomena can be measured since each channel has a 32 KByte memory. Comprehensive software is provided.



US \$ 998

(Prices exclude applicable taxes)

Interested? Then call 1-800-626-6929 (toll-free) for a FREE demo diskette!

**CONWAY Engineering, Inc.**

8393 Capwell Drive, Oakland, California USA 94621-2113. Tel.: (510) 568-4028. Fax: (510) 568-1397

CIRCLE 295 ON FREE INFORMATION CARD

www.americanradiohistory.com







# B & S SALES

Call(313) 566-7248 • FAX (313) 566-7258 24 hrs.

Hours: Monday through Friday 8 am to 6 pm EST  
51756 Van Dyke St. #330, Shelby Township, MI 48316

WE SPECIALIZE IN QUANTITY PRICING 5, 10, 20 LOTS

*Make Your Best Deal!*

**\$ SALE**

**\$ SALE**

**Y RENT**

**Y RENT**

<u>JERROLD</u>	<u>SA</u>	<u>PIONEER</u>	<u>HAMLIN</u>	<u>TOCOM</u>	<u>ZENITH</u>
DRX-3-DIC	8590	BA 6110	CR 6600-3M	5507 VIP	1600
DPBB	8580	BA 5135	CR 6000-3M	5503 VIP	
DPV-5,7	8570				
	8550				

**NEW PAN**  
PIONEER  
GREEN E LITE  
BA 5000 > SERIES  
BA 6000

**NEW PAN**  
SA-8500 SERIES  
(BUT ALL BASE BAND)  
THE PREMIER

**NEW PAN**  
JERROLD  
PINK PAN

## PANASONIC TZ — PC 1453G2

By far the best basic converter on the market today. 550 MHz (1 to 99) parental control, sleep timer, remote batteries, contrast and remote control range.

*Superior to all other converters*

**NO MICHIGAN SALES**

MINI TVT:  
THE 1/4 POUNDER  
LITTLE 4x4  
SECOND ONLY TO TVT  
GOLD IN POPULARITY

**OWN YOUR OWN**  
SA-3  
M-80  
SAVE \$

NEW REMOTE CONTROL AB  
SWITCH FOR DUAL SYSTEMS  
(WITHOUT LEAVING THE  
COMFORT OF YOUR CHAIR)

TVT GOLD ORIGINAL  
FOR MOST  
JERROLD SYSTEMS.  
LEADING SELLER  
OF ALL PANS

**TNT MLD**  
**OWN YOUR OWN**  
SAVE \$

FILTERS  
POST & NEG  
SUBCONTRACTORS  
& DEALERS  
ONLY QUANTITY

We are now offering a 6-month warranty. In order for warranty to be in effect, this form must be signed and returned.  
FOR VCR, SECOND, THIRD, ETC. HOOK-UPS.

Yes, I agree all units are to be used or resold in compliance with Federal and State laws.

Signature \_\_\_\_\_ Date \_\_\_\_\_

Name \_\_\_\_\_ Phone No. ( ) \_\_\_\_\_  
Address \_\_\_\_\_  
City \_\_\_\_\_ State \_\_\_\_\_ Zip \_\_\_\_\_  
It is not the intent of B & S Sales to defraud any pay television operator and we will not assist any company or individual in doing the same.

CIRCLE 217 ON FREE INFORMATION CARD

## TRUE TAMPER-PROOF

### SECURITY SCREW REMOVAL BITS



The SUPER TORX Kit Includes:

**T-10, T-15, T-20 & T-25**


COMPLETE SET FOR ►► **\$19.60**

TOCOM 5503 Bit .....	\$ 8.95
TOCOM 5507 Bit .....	\$19.95
ZENITH PM/PZ-1 Bit .....	\$10.95
JERROLD Starcom Bit .....	\$19.95
PIONEER (Oval) Bit .....	\$23.95
OAK Sigma (Oval) Bit .....	\$23.95
*** Security Screws Available ***	

**TAMPER-BIT SUPPLY CO.**  
**(310) 866-7125**

## 16 Bit Control

& Data Acquisition System



from  
**\$299**

DSP

Powerful,

Easy to use,

Tons of Memory,

I/O & features:

16.8MHz 68HC16  
RS-232 & RS-485  
RT clock option

34 digital I/Os (7 IRQ)  
+ LCD/Keypad port  
+ 8 ch 10b fast A/D

Affordable "C" compiler/library  
Multi-tasking kernel  
Up to 256k ea. SRAM, FLASH memory

**INTEC INOVENTURES INC.**

Ph: (604) 721-5150 FAX: 721-4191

**TRUST THE EXPERTS...**  
50 YEARS SERVING THE LAMP INDUSTRY

- HARD TO FIND LAMPS
  - FREE LAMP ID SERVICE
  - \$25 MINIMUM ORDER
  - WE PURCHASE EXCESS INVENTORY
- USA: 800-8 LIGHTS • Local: 714-452-0900  
FAX (24 Hours): 800-255-3141



1 Whatney, Irvine, CA 92718-2806  
P.O. Box 50370, Irvine, CA 92619-0370

## "NOW BUYING"

\$\$ BEST PRICES AVAILABLE \$\$

**SCIENTIFIC ATLANTA**

8536 THRU 8600

**ZENITH**

1086 THRU 1612

**TOCOM**

5503A, VIP THRU 5507

**PIONEER**

5135 THRU 630Q

**JERROLD**

DPV5, DPBB212 THRU DPV7, DPBB7

Midwest's Largest Cable Brokers

**NATIONAL CABLE BROKERS**

**(219) 935-4128**

# WIZ-TRONICS

REPAIR SHOP

ZENITH JERROLD SA

DO YOU HAVE A BAD BOX?  
SEND IT TO US, WE'LL REPAIR IT.

\*BOXES AVAILABLE FOR SALE\*

sales 1-800-260-4777

repairs 1-612-788-4777

SORRY, NO MINNESOTA SALES

## DEXIS CORPORATION

(812) 944-7670 FAX (812) 942-9712

9749 Hamilton Rd.

Eden Prairie, MN 55344

**24 HOUR  
FAX-BACK  
CATALOG  
FREE**

### NEW & USED

#### PC EQUIPMENT

- Monitors ..... EXT 310
- Peripheral cards, accessories ..... EXT 311
- Hard Drives 40 MB to 3.7 GB ..... EXT 312
- Plotters ..... EXT 313
- Systems ..... EXT 314
- Motherboards and Memory ..... EXT 315
- Cases with Power Supply ..... EXT 319
- Multiple Monitors on a PC ..... EXT 370

#### LASERS AND EQUIPMENT

- Helium Neon platform, hand ..... EXT 340

#### LAB & TEST EQUIPMENT

- TEK Scopes ..... EXT 330
- HP Test Equipment ..... EXT 331
- Lab Equipment ..... EXT 335

#### MAC EQUIPMENT

- Hard Drives 40 MB to 3.7 GB ..... EXT 350
- Memory ..... EXT 351
- Multiple Monitors on a Mac ..... EXT 370

#### SPECIALS

- Monthly Specials ..... EXT 305

MANY OTHER ITEMS AVAILABLE  
COMPLETE INDEX EXTENSION 300

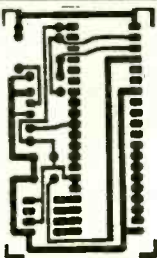
RECEIVE INFORMATION VIA FAX RETURN

A) Have your fax number ready

B) Dial 1-800-547-4636

C) Request Extension # from above

## SAT COM TEST BRDS




**PIO TEST**

50 - \$2.35 Ea.	50 - \$2.00 Ea.
100 - \$2.00 Ea.	100 - \$1.50 Ea.
500 - \$1.18 Ea.	500 - \$ .95 Ea.

Send Cert. Check or Money Order to:

JLK, P.O. Box 2597, Alliance, Ohio 44601

Or Call **216-821-6478**



**SC-7**

## PRINTED CIRCUIT BOARDS

LEAD TIME PROBLEMS?  
CALL THE PROFESSIONALS

- Single Sided
- Double Sided PTH
- Solder Mask
- Component Screen
- Prototyping
- High Production

AMERICAN OWNED  
AND OPERATED

Making PC Boards Since 1966

CALL OR FAX FOR PRICING

**K & K ELECTRONICS**

170 E. Market St.

Alliance, Ohio 44601

216-821-6478 FAX 216-821-6380

Death is forever.  
Heart disease  
doesn't have to be.

THE AMERICAN HEART  
ASSOCIATION  
MEMORIAL PROGRAM®



American Heart Association

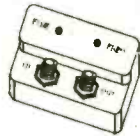
This space provided as a public service.



**Tunable Notch Filters and Telephone Recording Equipment**

**Eliminates...**

- Beeping and Buzzing
- Severe Interference



**Assembled and Tested Filters**

as low as \$16 each  
in quantities of 10 or more

**Kit Filters**

as low as \$8 each  
in quantities of 21 or more

Micro Thinc.

P.O. Box 63-6025

Margate, FL 33063

Brochure \$1

(305)-752-9202

**NEW EASY PC**

BRITISH  
DESIGN  
AWARD


**SCHEMATIC and PCB C.A.D**

ONLY

**\$195**

Includes

- CGA, EGA & VGA compatible.
- Design large multi layer boards.
- One level pull down menu and quick keys for fast layout.
- Dot matrix, laser, plotter, Gerber & N.C. drill output
- 6 Month Free update Free Demo



7840 ANGEL RIDGE ROAD  
ATHENS OHIO 45701  
(614) 592 1810

Visa & MasterCard Accepted

**CABLE TV  
DESCRAMBLERS  
NOBODY  
BEATS OUR  
PRICE!  
SAVE MONEY-  
DON'T RENT**

OAK SCIENTIFIC ATLANTA HAMLIN

QUANTITY DISCOUNTS!  
24 HOUR SHIPPING  
CALL VIDEO CONNECTIONS, INC.

JERROLD 1-800 PIONEER  
**677-0321**

Anyone implying theft of service  
will be denied assistance.  
NO FLORIDA SALES

Take Stock in America

A public service of this magazine

**Is your Cable Company Alienating You?**



Say **NO** to unearthly rental fees!

Owning your cable equipment saves you the high cost of monthly equipment rental charges, and gives you control of your TV.

We have the *Best* in

**CONVERTERS and DESCRAMBLERS!**

Everquest • Panasonic • Jerrold • Zenith • Pioneer  
Scientific Atlanta • Oak • Eagle • Hamlin • Tocom

**1 800 624-1150**

**FREE Catalog!**



Member of  
National Consumer  
Cable Association

**MD Electronics**

P.O. Box 241296 • Omaha, NE 68124

**When someone in your family gets cancer, everyone in your family needs help.**

Nobody knows better than we do how much help and understanding is needed. That's why our service and rehabilitation programs emphasize the whole family, not just the cancer patient.

Among our regular services we provide information and guidance to patients and families, transport patients to and from treatment, supply home care items and assist patients in their return to everyday life.

Life is what concerns us. So you can see we are even more than the research organization we are so well known to be. No one faces cancer alone.



## EARTHQUAKING VALUES from Team America



### DRIVE SPECIAL

ESDI, 150 MB, FH, 5 1/4"  
MICROPOLIS 1355 \$90.00

#### Cards:

- SCSI T 100 8bit/CD ROM w/SW \$35
- SCSI Adaptec 1540B HD/FD 16bit \$110
- SCSI & VGA, 1MB 16bit HD/FD \$125
- IDE I/O HD, & FD GAME, CABLES \$20
- IDE DT3767A 16bit HD only \$5
- RLL ACB 2070 Adaptec 8bit HD only \$30
- RLL Seagate ST22R 16bit HD/FD \$30
- RLL Adaptec 2372C 16 bit HD/FD \$25
- RLL WD 1003-SR1 16 bit HD only \$30
- MFM-EV310 8bit to 60MB \$30
- MFM SMC 4003PC 8bit HD only \$20
- MFM SMS OMT1 8240 16bit HD/FD \$25
- MFM Everex EV349 16bit HD/FD \$30
- ESDI LARK 16bit HD/FD \$50
- ESDI Adaptec 2322D 16 bit HD/FD \$60
- Cable Sets, HD, MFM, RLL, ESDI \$3
- Cable Sets, FD & IDE, \$4
- Sound Blaster, Speakers, Mic, 8bit \$60

### COMPUTER PERIPHERALS


- AT/XT I/O 2S/1P w/cables \$25
  - AT Multi I/O Holds 2.5 MB w/OMB \$25
  - AT 3.5MB Expansion Card w/OMB \$20
  - Motherboard 386DX-20 w/CPU \$70
  - Motherboard 386SX-25 w/CPU \$60
  - Motherboard 386DX-25 w/CPU \$90
  - VGA-Trident-16bit 256K \$25
  - Everex EV 923 Modem 1200 baud \$10
  - SVGA V24 BitBlaster S#1/1MB VRAM \$80
  - SVGA 16bit 512K w/drivers \$40
  - 3COM NW1000TP10-base Ethernet \$35
  - 3C503 8bit bnc \$50, 3C505, 16 bit \$75
- Drives:**
- 360K 5.25" FDD blk/beige \$15
  - Floppy Drives 1.2 & 1.44 \$45
  - External Floppy Drives \$35
  - Maxtor XT4380 ESDI.338MB \$350
  - Conner CP 30084 IDE 80MB \$150
  - Maxtor LXT 535A IDE 535 MB \$550
- More Terrific Values:**
- Quantum I225S SCSI 1.2 GIG \$925
  - Micropolis 1558 ESDI 338 MB \$300
  - Seagate ST3096A IDE 80MB 3.5" \$149
  - Seagate ST3120A IDE 120MB 3.5" \$169
  - Archive 5945C 60MB Tape w/cont \$115
- More Terrific Values:**
- Comrex Cr-128 intelligent Printer Buffer
  - 2-Pc's/2 Printers. P-P/S-S/P-P \$35
  - Mini Tower Case w/200W P/S \$25
  - Lap Top Nylon Case \$15
  - Mouse - 3 Button/Switchable \$10
  - Multi Media Kit / CD Drive / Sound Card and much more \$275.
  - EXT. SCSI Drive Case, 3 1/2" Apple/MAC w/p.s. \$75

All products come with a 90 day warranty. Call, write or fax for a complete inventory!

Call: 818 787-1920 Fax: 818-787-9118

16104 Covello Street Van Nuys, CA 91406

**SEMI-AUTOMATIC REWORK STATION.** For rework of discrete SOIC, PLCC, and LCCC packages, *OK Industries* supplies an alternative to manual, operator-dependent hand tools—which can be difficult to use—and sophisticated rework systems designed for fine-pitch components—which can be prohibitively expensive. The *FCR-2201-WS* rework station includes a hot-air tool, a



CIRCLE 337 ON FREE INFORMATION CARD

## Put an electronics lab in your computer with CircuitMaker

### Need to debug?

With the exclusive CircuitMaker Trace feature, the state of every node is indicated in color as the simulation runs.

### Test equipment provided!

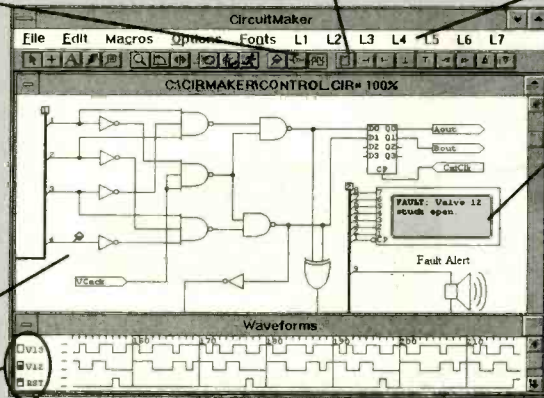
The data sequencer can produce streams of up to 1024 eight-bit words. The logic probe and scopes monitor waveforms. You can even set breakpoints!

### Unlimited experimenting!

CircuitMaker provides you with a safe, cost effective, computerized electronics lab, where circuit design and digital simulation is fast and easy. With CircuitMaker, you can expand your understanding and unleash your creativity.

### Make your own fully functional devices!

The unique CircuitMaker macro feature enables you to create, save and reuse your own customized IC's and devices. With CircuitMaker, creating your own functional device library is a quick and easy task!



### Never burn out another device!

CircuitMaker's parts are indestructible. Included with the program are libraries containing TTL, CMOS and generic devices, all with programmable propagation delays. Also included are many powerful I/O devices.

### Layout and design is fast and easy!

Advanced features like device rotation, functional page connectors, busses, smart wires and rubberband moves make CircuitMaker easy to learn and use. No special computing skills are needed.

### Your satisfaction is guaranteed!

We're so sure CircuitMaker will win you over, that we are offering a no-risk guarantee. If you're not delighted with CircuitMaker, just return it within 30 days of your purchase. The purchase price will be fully and cheerfully refunded.

Macintosh version  
Mac Plus or greater.  
System 6, 7 and A/UX.

Windows version  
IBM compatible running  
Windows 3.1 or greater.

All trademarks are the property of their owners.

FREE  
FUNCTIONAL  
DEMO  
VERSION

available on CompuServe  
or \$10 each for demo disk

CALL 1-800-419-4242

MicroCode Engineering

1943 N. 205 W. Orem, UT 84057

Fax orders to (801) 226-6532

Phone (801) 226-4470

Only \$199

plus shipping



CIRCLE 308 ON FREE INFORMATION CARD





One tree can make  
3,000,000 matches.



One match can burn  
3,000,000 trees.



A Public Service of This Magazine  
& The Advertising Council

## INTRODUCING THE HI-Q LASER BROADCASTER

NEW Technology lets you transmit voice & music over laser light. Wireless! Make your own laser communicator. Talk to friends on a private and secure laser light channel. Hundreds of experiments possible. Excellent for students, hobbyists and educators.

Pre-assembled units include: 5mW or 3mW Diode Laser, Fiber-Optic Receiver & Microphone.

**BREAKTHROUGH PRICES:**  
5mW...\$139.00  
3mW.....\$99.00 (limited qty.)



**HI-Q PRODUCTS, Inc.**  
506 N. GARFIELD Ave.  
SUITE 200  
ALHAMBRA, CA 91801  
(818) 308-4400 Phone  
(818) 308-4406 FAX

PLEASE INCLUDE \$7.00 SHIPPING & HANDLING.  
CALIFORNIA RESIDENTS ADD 8.25% sales tax.



CIRCLE 146 ON FREE INFORMATION CARD

# SHOPPER'S SHOPPER



**LOW WAREHOUSE PRICES!**

<b>1MB SIMM 70ns</b>		<b>\$39</b>		
<b>4MB SIMM 80ns</b>		<b>\$157</b>		
TYPE	PKG.	100ns	80ns	60ns
256K x 4	DIP	\$4.95	\$5.49	\$5.59
1M x 1	DIP	\$5.35	\$6.40	\$5.99
256K x 9	SIMM	\$9.99	\$11.99	\$13.50
		80ns	70ns	60ns
1M x 9 3 chip	SIMM	\$40.00	\$39.00	\$43.00
1M x 9 9 chip	SIMM	\$45.00	\$46.00	\$49.99
4M x 9 9 chip	SIMM	\$149.00	\$157.00	\$163.00
1M x 36 72 pin	SIMM		\$169.00	
4Mx36 72 pin	SIMM		\$629.00	

### MATH CO-PROCESSORS/CPU's

ODP486-DX2	50MHZ	INTEL	\$299.00
486DLC-33	16-33MHZ	CYRIX	\$69.00
486DLC-40	40MHZ	CYRIX	\$119.00
835X87	16-25MHZ	CYRIX	\$56.47
835X87	33MHZ	CYRIX	\$67.29
83DX87	16-33MHZ	CYRIX	\$63.52
83DB7-40	40MHZ	CYRIX	\$73.00

CALL FOR SIPPS & CACHE MEMORY

**408-975-2440**  
**FAX 408-975-2446**

2059 Camden Ave., #330 San Jose, CA 95124

All merchandise 100% guaranteed. We accept VISA, MC, Discover and company PO's with prior approval. Price, delivery and manufacturer subject to change. Minimum order \$100. Returns require RMA, non-defective returns subject to a 15% restocking fee.

## NEW REVOLUTIONARY PRODUCTS!

### VIBRATING BUG DETECTOR WATCH



This highly professional device is designed to detect transmitters for the most discreet circumstances. Operation is simple: The watch will vibrate in the presence of

radio transmitting devices. This unit incorporates the most advanced micro-integrated circuit technology, concealed in a watch.

**MODEL TD-RFW**  
**\$345**


### SPECTROSCOPE 500

Designed by professionals using advanced technology. The SS-500 Bug Detector has features found nowhere else in the world. Features include: Audio Oscilloscope, Bar Graph Display, Tone Verification and Headphone Jack. With a range of 1 MHz-3 GHz. No holes or gaps in coverage; the SS-500 is the most advanced hand held unit available.



**MODEL SS-500**  
**\$385**


### VIDEO TRANSMITTER



The world's smallest video transmitter, the VT-3 is smaller than a quarter, yet transmits color or B/W video to any TV with a range of 300 feet! Audio option also available. E-Z 5 min. kit.

**MODEL VT-3**  
**\$139<sup>95</sup>**

### BUG DETECTOR PEN



This pen is specially designed for executives and professional technicians, but simple enough for first-time users! Detect transmitters anywhere, anytime including room bugs, body mikes, phone bugs - even your cellular phone!

**MODEL TD-RFP**  
**\$195**



**ELECTRONIC SECURITY PRODUCTS • (516)538-2005 FAX: (516)481-1980**

CIRCLE 285 ON FREE INFORMATION CARD

**MARYMAC**<sup>®</sup>  
The New Realistic<sup>®</sup>  
PRO-43 Scanner


**Radio Shack**  
PHONES

Our 17th year of DISCOUNTS  
**Toll Free 800-231-3680**  
PRO-43 List \$349.95  
**Our Delivered Price \$288.00**

*We discount everything in the RS catalog*

22511 Katy Fwy.  
Katy (Houston), TX 77450  
1-713-392-0747 FAX 713-574-4567

**PORTABLE  
SATELLITE ANTENNA**



**Complete 3' KU Band System**

For Free Information Package and Pricing

• Call 219-236-5776 •

R.C. Distributing • PO Box 552 • South Bend, IN 46624

**DIGI-FIELD  
FIELD STRENGTH METER**

Are you worried about electromagnetic radiation, TV coax distribution loss, poor antenna performance, or EMV/RFI? The DIGI-FIELD field strength meter will put you at ease. With its frequency response of DC up to 12 GHz, it readily detects potential electromagnetic radiation hazards. It is an excellent tool for measuring TV coax distribution loss. In addition DIGI-FIELD can easily find 60-Hz AC-line interference, as well as RFI/EMI instrumentation disrupting set-ups. Sensitivity: @ 100 MHz Model "A" 150 nano Watts. Model "B" 2 nano watts.

**\$139.95**

Plus \$6.50 s/h



To order call - (800) FIELD 58 (343-5358)  
**I.C. Engineering** 16350 Ventura Blvd.  
Suite 125, Encino, CA 91436 PH.(818) 345-1692 • 818-345-0517 Fax

**SHOPPERSHOPPER**

**NEW PRODUCTS**

*Use the Free Information Card for more details on these products.*

**FIBEROPTIC DETECTOR.**

*Centronic's BPX65-100* fiberoptic detector for frequencies up to 50 MHz and distances up to 1 km is well suited for local area networks (LAN's) at the 850-NM window, and can be used in conjunction with ST or SMA connectors. The detector combines an ultra-high-speed photodiode

such as LAN's, using the *BPX65-100* at 850 NM can save up to 85% on detector costs.


The *BPX65-100* fiberoptic detector costs \$20 in single units; quantity discounts are available.

**Centronic Inc.**  
2088 Anchor Court  
Anchor Business Park  
Newbury Park, CA 91320

**FOUR-CHANNEL, FOUR-QUADRANT ANALOG MULTIPLIER.**

*Analog Devices* is offering its *MLT04R*, said to be the industry's first monolithic, four-channel, four-quadrant analog multiplier. It can perform such analog computation such as calculating power, multiplication, squaring, extracting square roots, gain control, and signal correlation procedures.

The multiplier can generate polynomials for geometry correction in high-resolution CRT display systems.



**CIRCLE 339 ON FREE INFORMATION CARD**


tems. It can also perform voltage-controlled amplification, variable active filtering, "zipper" noise-free audio-level adjustment, and low-frequency signal modulation procedures.

Each IC contains a stable 1.23-volt bandgap reference and individual output amplifiers. No external components are required. Each channel accepts  $\pm 2.5$ -volt inputs and delivers a normalized voltage output for a factory-calibrated transfer function of  $W = (X \times Y) / 2.5$  volts. When powered with  $\pm 5$  volts, power dissipation is typically 150 milliwatts.

Nonlinearity error is typically 0.2%, with 0.005 % drift of total error over temperature. Slew rate is 53 volts per microsecond, and settling time is 1 microsecond. The *MLT04* has a *Gilbert cell* configuration.

The *MLT04*, packaged in an 18-pin DIP or SOIC, is priced at \$11.95 in hundred quantities. Dies are priced at \$10.95.

**Analog Devices, Inc.**  
181 Ballardvale Street  
Wilmington, MA 01887  
Phone: 617-937-1428



**CIRCLE 338 ON FREE INFORMATION CARD**

and a high-frequency op-amp in a 6-pin TO-18 package, allowing fiberoptic coupling to be easily achieved without resorting to extremely accurate, more expensive, connectors. According to Centronic, for short-run cables

**BE A  
TEACHER.  
BE A HERO.**

Call  
**1-800-45-TEACH**

Reach for the Power  
**TEACH**  
RECRUITING NEW TEACHERS, INC.



Save on Cable rental fees!

# CABLE TV DESCRAMBLERS WE'LL BEAT ANY PRICE

JERROLD-TOCOM-ZENITH-HAMLIN  
OAK-PIONEER-SCIENTIFIC ATLANTA  
• 30 DAY MONEY BACK GUARANTEE  
• 24 HOUR SHIPMENTS! • QTY DISCOUNTS!  
MASTER CARD • AMEX • VISA • C.O.D.

## 1-800-284-8432

Have make and model number of  
equipment used in your area ready.  
All Shipping & Handling Fees at Customer's Expense.

## CABLE WAREHOUSE


10117 West Oakland Park Blvd., Suite 315, Sunrise, FL 33351

(NO FLORIDA SALES)

Anyone implying theft of service will be denied assistance.

## ACTIVE MICRO We Want Your Excess Inventory

- INTEGRATED CIRCUITS
- MEMORY (NEW OR USED)
- EPROMS (NEW OR USED)
- CIRCUIT BOARDS
- DIODES
- TRANSISTORS
- LED'S



Tel 310-494-4851 Fax 310-494-4913  
1891 Obispo Ave Signal Hill, CA 90804


### HOT KITS!

**Telephone Dialer kit:** Store 240 numbers. Memory is battery backed up. Use the LCD display to scroll through names. Use group dialing functions to dial multiple numbers. Runs off a 9v battery or wall transformer. Uses the PIC16c57XT microcontroller.

**Multistation Thermometer kit:** Four separate temperature stations. Use the LCD display to view station temperatures. RS232 Interface sends all temperatures to your computer. Display temperatures in Fahrenheit or Celsius. Uses the PIC16c71 microcontroller.

CALL FOR PRICING AND  
INFORMATION

## 1-800-772-3945



GENOA Group, 7334 S. Alton Way Unit II, Englewood CO 80112

## DANGER LASERS

### He-Ne Laser

2-3.5 milliwatt output used and tested tube. Operates on 1600 Vdc @ 6 mA. Length: 11 in. Spec. sheet included.  
Cat. No. T3-2 \$19.75

### He-Ne Laser Power Supply

12 Vdc input @ 2.2 Amp max. Output: 1.5-2.6 KVdc @ 4 to 6.5 mA (adj.). New unit, epoxied 'brick' type includes Alden connector. Will power 2 to 10 milliwatt He-Ne's. 12 mo. warranty. Cat. No. PS6-12 \$95.00

### Visible Laser Diode Module

Build your own pointer/weapon sight with our new miniature 4.7mW output 670 nm module. 3 Vdc operation. 2 inch leads. 12 mo. warr. Cat. No. VM-12 \$69.50 each

Midwest Laser Products FREE CATALOG

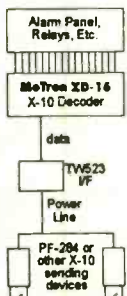
P.O. Box 2187 Bridgeview, IL 60455

Phone: (708) 460-9595 FAX: (708) 430-9280

Please include \$7 S&H within US. IL res. add 7.75% sales tax. 30 day satisfaction guaranteed

## MoTron ELECTRONICS 310 Gorfield St Suite 4 PO Box 2748 Eugene, Oregon 97402

**NEW! XD-16**  
X-10 Decoder



The XD-16, when connected to a TW523 Power line data interface module, decodes all 256 X-10 codes sent by PF284, or similar, X-10 senders. The house code is DIP switch selectable. The 16 open-collector outputs are turned on or off as unit and command codes are decoded. Use the XD-16 as an Alarm Panel Interface and save hundreds of dollars in cable installation costs! Or drive relays, LEDs, etc. in custom alarm or house control applications. Requires TW523 data interface. The XD-16 is a 3X3 inch circuit board. Requires 9 to 18 VDC @ 25ma.

MoTron XD-16 X-10 Decoder \$59.00  
PS-12 AC Adaptor, 12VDC @ 200ma \$10.00  
Powerhouse TW523 X-10 Power Line I/F \$29.00  
Powerhouse PF284 X-10 Sender \$29.00

A Typical XD-16 Configuration

Shipping/Handling \$5 USA/Canada, \$15 Foreign  
Visa, MasterCard & American Express Accepted

Orders: (800) 338-9058 Info: (503) 687-2118 Fax: (503) 687-2492

## DOS IN ROM!

MVDISK1 64k.....\$75  
MVDISK2 360k...\$150  
MVDISK3 1.44m...\$195

## \$75

WORLDS SMALLEST PC !!!

ROBOTS ALARMS RECORDERS DOS

THREE EASY STEPS: \$27 1K QTY  
1. Develop on PC  
2. Download to SBC \$95 SGL QTY  
3. Burn into EPROM

-2 PARALLEL -LCD INTERFACE  
-3 SERIAL -KEYBOARD INPUT  
-PC TYPE BUS -REAL TIME CLK  
-BIOS OPTION -BATTERY OR 5V


FREE SHIPPING IN U.S.

5 YEAR LIMITED WARRANTY

MVS

Box B50  
Merrimack, NH  
(508) 792 9507

## 8088 SINGLE BOARD COMPUTER



## CABLE TV

ALL NAME BRANDS

DESCRAMBLERS, CONVERTERS

COMBOS. CALL NOW

WE'LL BEAT THE COMPETITION.

UNIVERSAL SALES 800-647-2371

## Cable Test Aids Information

Orders only 1-800-452-7090 (310)902-0841  
Test chips for JERROLD, TOCOM, ZENITH, S.A. & more. Puts cable boxes in full service mode. Easy installation. Zenith only \$39.95. Most others under \$50ea. FAX: (310)902-0851 Quantity prices available. No Ch. sales Not for use in cable co. owned equip. For use as a test aid only.

## SURVEILLANCE

& COUNTERSURVEILLANCE Electronic Devices

Bugging/Phone Tapping Detectors • Caller ID • Covert Video  
• Phone Scramblers • Voice Changers • Shotgun Mics • Vehicle  
Tracking • Transmitter Kits • Locksmithing • AND MORE!

7-Hour Telephone Recording System  
Tapes phone calls automatically. \$125.00



FOR CATALOG SEND \$5.00 TO...  
P.O. Box 337, Buffalo, NY 14226 (716) 691-3476

# USE ELECTRONIC SHOPPER CLASSIFIEDS READ BY MORE THAN 100,000 ELECTRONICS BUYERS AND SELLERS AND TRADERS

## INSTRUCTION FOR PLACING YOUR AD!

### HOW TO WRITE YOUR AD

**TYPE** or **PRINT** your classified ad copy **CLEARLY** (not in all capitals) using the form below. If you wish to place more than one ad, use a separate sheet for the additional ads (a photocopy of this form works well). Choose a category from the list below and write that category number into the space at the top of the order form. If you do not specify a category, we will place your ad under Miscellaneous or whatever section we deem most appropriate.

We cannot bill for classified ads. Payment in full must accompany your order. We do permit repeat ad or multiple ads in the same issue, but in all cases, full payment must accompany your order.

### WHAT WE DO

The first two words of each ad are set in bold caps at no extra charge. No special positioning, centering, dots, extra space, etc. can be accommodated.

### RATES

Our classified ad rate is \$1.25 per word. Minimum charge is

\$18.75 per ad per insertion (15 words). Any words that you want set in bold or caps are 20¢ each extra. Bold caps are 40¢ each extra. Indicate bold words by underlining. Words normally written in all caps and accepted abbreviations are not charged as all-caps words. State abbreviations must be Post Office 2-letter abbreviations. A phone number is one word.

### CONTENT

All classified advertising in the **Electronic Shopper** is limited to electronics items only. All ads are subject to the publisher's approval. We reserve the right to reject or edit all ads.

### DEADLINES

Ads received by our closing date will run in the next issue. For example, ads received by April 1 will appear in the July, 1993 issue that is on sale in June 3. Shopper ads will appear Jan., Mar., May etc. No cancellations permitted after the closing date. No copy changes can be made after we have typeset your ad. **NO REFUNDS**, advertising credit only. No phone orders.

**AD RATES: \$1.25 per word, Minimum \$18.75.**

Send your ads with payment to:

**Electronic SHOPPER, 500-B Bi-County Blvd. Farmingdale, NY 11735**

### CATEGORIES

100 — Antique Electronics	270 — Computer Equipment Wanted	450 — Ham Gear Wanted	630 — Repairs-Services
130 — Audio-Video-Lasers	300 — Computer Hardware	480 — Miscellaneous Electronics For Sale	660 — Satellite Equipment
160 — Business Opportunities	330 — Computer Software	510 — Miscellaneous Electronics Wanted	690 — Security
190 — Cable TV	360 — Education	540 — Music & Accessories	710 — Telephone
210 — CB-Scanners	390 — FAX	570 — Plans-Kits-Schematics	720 — Test Equipment
240 — Components	420 — Ham Gear For Sale	600 — Publications	

### CLASSIFIED AD COPY ORDER FORM

Ad No. 1—Place this ad in Category # \_\_\_\_\_

1 - \$18.75      2 - \$18.75      3 - \$18.75      4 - \$18.75

5 - \$18.75      6 - \$18.75      7 - \$18.75      8 - \$18.75

9 - \$18.75      10 - \$18.75      11 - \$18.75      12 - \$18.75

13 - \$18.75      14 - \$18.75      15 - \$18.75      16 - \$20.00

17 - \$21.25      18 - \$22.50      19 - \$23.75      20 - \$25.00

21 - \$26.25      22 - \$27.50      23 - \$28.75      24 - \$30.00

25 - \$31.25      26 - \$32.50      27 - \$33.75      28 - \$35.00

29 - \$36.25      30 - \$37.50      31 - \$38.75      32 - \$40.00

33 - \$41.25      34 - \$42.50      35 - \$43.75      36 - \$45.00

37 - \$46.25      38 - \$47.50      39 - \$48.75      40 - \$50.00

Ad No 1—Total words \_\_\_\_\_ × \$1.25 per word = \$ \_\_\_\_\_

All Caps words \_\_\_\_\_ × .20 per word = \$ \_\_\_\_\_

Bold words \_\_\_\_\_ × .20 per word = \$ \_\_\_\_\_

Bold Cap words \_\_\_\_\_ × .40 per word = \$ \_\_\_\_\_

**TOTAL COST OF AD No. 1 \$ \_\_\_\_\_**

Card # \_\_\_\_\_

Expiration Date \_\_\_\_ / \_\_\_\_

Signature \_\_\_\_\_


Name \_\_\_\_\_ Phone \_\_\_\_\_

Address \_\_\_\_\_ City State Zip \_\_\_\_\_



# THE BASIC STAMP™


## \$39 Stamp-Sized Computer Runs BASIC



The BASIC Stamp is a 1x2-inch computer that runs BASIC programs written on your PC. It has 8 I/O lines, which can easily be programmed for serial communications, potentiometer input, pulse measurement, button debounce, tone generation, PWM, etc. And all by just adding a resistor and/or capacitor, if anything. Single Stamps sell for \$39, and quantity prices start at just four units.

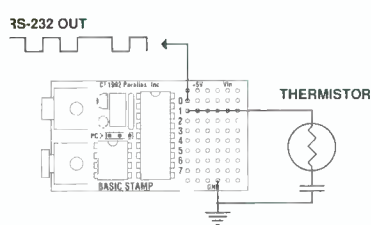
Writing programs for the Stamp is easy. A 3-pin cable connects the Stamp to your PC's parallel port. And one piece of software is used to enter, debug, and download your programs. It's as simple as possible.

All that you need to program Stamps is included in the Stamp Programming Package. The package contains the cable and software mentioned above, as well as a manual, application notes, and access to free technical support.



Stamp Programming Package

\$99



### Temperature Sensor

In this application, the Stamp uses a capacitor and Radio Shack thermistor to take temperature readings. 13 BASIC instructions are used to read and linearize the input. The result is then sent out serially.

# PIC<sup>®</sup>16Cxx MICROCONTROLLERS and TOOLS

## Inexpensive and available, PICs are building a following

You may already know about the PIC16Cxx series of 8-bit microcontrollers from Microchip Technology. They're the answer to many small controller needs, especially if price is an issue. A typical PIC is the PIC16C54-RC/P; it's an 18-pin DIP package with 12 I/O lines, 512 words of PROM, and 32 bytes of RAM, all for around \$4.00 in small quantities. And the series continues to grow: new PICs have interrupts, A/D, and up to 33 I/O lines.

For the past three years, we've been helping people get started with PICs. We offer low-cost development tools, documentation, application notes, and technical help, as well as the PICs themselves.



PIC Chips

\$4 - \$27

We offer PICs in the "RC" and EPROM versions.



PIC16Cxx Programmer \$199

Supports PIC16C5x, '71, & '84. Also PIC16C64 with 40-pin adapter.



PIC16C5x Downloader \$299

Plugs in place of '5x PIC in-circuit. Runs code at 8 MHz.



TrueFlight™ for '71/'84 \$299

Programmer & flash UV eraser form development system for '71 & '84.



PIC Prototype Board

\$15

Provides an easy way to develop circuits with 18- and 28-pin PICs.



3805 Atherton Road, #102 • Rocklin, CA 95765 • USA  
(916) 624-8333 • Fax: 624-8003 • BBS: 624-7101



# DC-2000 MHz AMPLIFIERS

In plastic and ceramic packages, for low-cost solutions to dozens of application requirements, select Mini-Circuits' flatpack or surface-mount wideband monolithic amplifiers. For example, cascade three MAR-2 monolithic amplifiers and end up with a 25dB gain, 0.3 to 2000MHz amplifier for less than \$4.50. Design values and circuit board layout available on request.

It's just as easy to create an amplifier that meets other specific needs, whether it be low noise, high gain, or medium power. Select from Mini-Circuits' wide assortment of models (see Chart), sketch a simple interconnect layout, and the design is done. Each model is characterized with S parameter data included in our 740-page RF/IF Designers' Handbook.

All Mini-Circuits' amplifiers feature tight unit-to-unit repeatability, high reliability, a one-year guarantee, tape and reel packaging, off-the-shelf availability, with prices starting at 99 cents.

Mini-Circuits' monolithic amplifiers...for innovative do-it-yourself problem solvers.



Models above shown actual size

From **99¢** Unit price \$ (25 qty)

	MAR-1	MAR-2	MAR-3	MAR-4	MAR-6	MAR-7	MAR-8	MAV-11
PLASTIC SURFACE-MOUNT								
add suffix SM to model no. (ex. MAR-ISM)	MAR-1 1.04	MAR-2 1.40	MAR-3 1.50	MAR-4 1.60	MAR-6 1.34	MAR-7 1.80	MAR-8 1.75	MAV-11 2.15
	MAV-1 1.15	+MAV-2 1.45	+MAV-3 1.55	MAV-4 1.65				
CERAMIC SURFACE-MOUNT	RAM-1 4.95	RAM-2 4.95	RAM-3 4.95	RAM-4 4.95	RAM-6 4.95	RAM-7 4.95	RAM-8 4.95	
PLASTIC FLAT-PACK	MAV-1 1.10	+MAV-2 1.40	+MAV-3 1.50	+MAV-4 1.60				MAV-11 2.10
	MAR-1 0.99	MAR-2 1.35	MAR-3 1.45	MAR-4 1.55	MAR-6 1.29	MAR-7 1.75	MAR-8 1.70	
Freq.MHz,DC to	1000	2000	2000	1000	2000	2000	1000	1000
Gain, dB at 100MHz	18.5	12.5	12.5	8.3	20	13.5	32.5	12.7
Output Pwr. +dBm	1.5	4.5	10.0	12.5	2.0	5.5	12.5	17.5
NF, dB	5.5	6.5	6.0	6.5	3.0	5.0	3.3	3.6

Notes: + Frequency range DC-1500MHz ++ Gain 1/2 dB less than shown

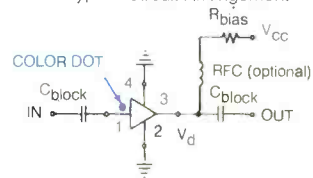
designer's kit, KH-1 available only \$59.95 includes:  
**40 AMPLIFIERS\*** 10 MAR-1, 10 MAR-3, 10 MAR-4, 10 MAR-8  
**150 CAPACITORS\*** 50 100 pf, 50 1,000 pf, 50 10,000 pf

**740 page RF/IF DESIGNER'S HANDBOOK**

- MIXERS • POWER SPLITTER/COMBINERS • AMPLIFIERS • ELECTRONIC ATTENUATORS
- I/Q/OPSK MODULATORS • ATTENUATORS/TERMINATIONS • DIRECTIONAL COUPLERS
- RF TRANSFORMERS • DIGITAL ATTENUATORS • PHASE DETECTORS • SWITCHES/DRIVERS
- FILTERS • LIMITERS • FREQUENCY DOUBLERS

\*values or models may be substituted without notice.  
 depending on supplies

Typical Circuit Arrangement



finding new ways ...  
 setting higher standards

## Mini-Circuits™

WE ACCEPT AMERICAN EXPRESS AND VISA

P.O. Box 350166, Brooklyn, New York 11235-0003 (718) 934-4500 Fax (718) 332-4661  
 Distribution Centers / NORTH AMERICA 800-654-7949 • 417-335-5935 Fax 417-335-5945 EUROPE 44-252-835094 Fax 44-252-837010

CIRCLE 179 ON FREE INFORMATION CARD

www.americanradiohistory.com