

JULY 1997

Electronics NOW[®]

Build the Smartbox

Our car air-conditioner controller lets you keep cool and save money during the summer driving months

Build a Reaction Tester

Use it as a game of skill or to see if someone is too impaired to drive safely

Capture and display telephone tones on your computer screen with the

DTMF-Plus

Build an Audio Oscillator

A high-quality signal generator is the first in a suite of audio test gear that you can build



\$3.99 U.S.
\$4.99 CAN.



FLUKE®

Which of your
tools can
help **save**
your life?

Spikes. Transients. Surges. Sudden overvoltage events. As electrical systems grow more and more complex, these become more common. And more of a threat to you.

That's why the IEC 1010 safety standard was created. It defines four overvoltage categories, according to the magnitude of danger from transient impulses. Ranging from category I, protected low energy circuits, to category IV installations, which are exposed to outdoor environments. Or even hazards like lightning.

So pay attention to more than just the voltage rating on your test tools. Be aware of the category rating, too.

Rest assured, Fluke tools are independently tested and certified to meet the rigorous IEC 1010 safety standards. Few other tools are.

So before you start working, look for the category rating and certification label on your test tools. It's not just a good idea. It could save your life.

For a free app note on multimeter safety, call 1-800-44-FLUKE.



76 Multimeter



867B Multimeter



87 Multimeter



36 Clamp meter



Call today for our new video, "The ABCs of DMM Safety," for only \$19.99. 1-800-526-4731.

CONTENTS

JULY 1997

ON THE COVER**25 BUILD THE SMARTBOX**


While driving this summer, have you hit the gas pedal only to find that the pick-up you expect is missing? Or have you noticed that your vehicle is not getting the gas mileage it normally does? The reason for that, in many cases, is your car's air conditioner. One solution would be to stop using it—hardly acceptable, especially on those scorching 90-degree days. Another, better, solution would be to build this month's cover project, the Smartbox. That unit synchronizes the air conditioner's operation to the engine, improving your car's performance when accelerating or climbing, and saving money in the process.

— Anthony J. Caristi

**BUILD THIS****30 BUILD THE REACT-TIME**

Use this reaction timer as a game of skill, or to see if you've had a few too many.

— John Fleischer

46 BUILD THE DTMF-PLUS

Capture, decode, and display telephone tones on any personal computer.

— Raymond C. Buck, III

As a service to readers, ELECTRONICS NOW publishes available plans or information relating to newsworthy products, techniques and scientific and technological developments. Because of possible variances in the quality and condition of materials and workmanship used by readers, ELECTRONICS NOW disclaims any responsibility for the safe and proper functioning of reader-built projects based upon or from plans or information published in this magazine.

Since some of the equipment and circuitry in ELECTRONICS NOW may relate to or be covered by U.S. patents, ELECTRONICS NOW disclaims any liability for the infringement of such patents by the making, using, or selling of any such equipment or circuitry, and suggests that anyone interested in such projects consult a patent attorney.

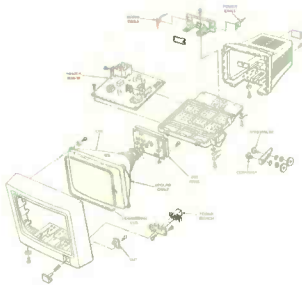
ELECTRONICS NOW (ISSN 1067-9294) July 1997. Published monthly by Gernsback Publications, Inc., 500 BI-County Boulevard, Farmingdale, NY 11735-3931. Periodicals Postage paid at Farmingdale, NY and additional mailing offices. Canada Post IPM Agreement No. 334103, authorized at Mississauga, Canada. One-year subscription rate U.S.A. and possessions \$19.97, Canada \$27.79 (includes G.S.T. Canadian Goods and Services Tax, Registration No. R125166280), all other countries \$28.97. All subscription orders payable in U.S.A. funds only, via international postal money order or check drawn on a U.S.A. bank. Single copies \$3.99. © 1997 by Gernsback Publications, Inc. All rights reserved. Printed in U.S.A.

POSTMASTER: Please send address changes to ELECTRONICS NOW, Subscription Dept., Box 55115, Boulder, CO 80328-5115.

A stamped self-address envelope must accompany all submitted manuscripts and/or artwork or photographs if their return is desired should they be rejected. We disclaim any responsibility for the loss or damage of manuscripts and/or artwork or photographs while in our possession or otherwise.

TECHNOLOGY

33 ALL ABOUT MONITORS
Often overlooked, or considered only as an afterthought, here's how one of the most important parts of a personal computer works. — *Stephen J. Bigelow*




DEPARTMENTS

15 EQUIPMENT REPORT
Interactive Efx personal scanning kit.



17 SERVICE CLINIC
Repairing remote controls. — *Sam Goldwasser*

21 COMPUTER CONNECTIONS
How to become a better coder. — *Jeff Holtzman*



50 TECH MUSINGS
Using PostScript as a computer language, a great new printer, and more. — *Don Lancaster*

56 AUDIO UPDATE
Build an audio oscillator. — *Franklin J. Miller*



AND MORE

- 4 EDITORIAL**
- 6 WHAT'S NEWS**
- 7 LETTERS**
- 8 Q&A**
- 19 NEW LITERATURE**
- 20 NEW PRODUCTS**
- 116 ADVERTISING INDEX**
- 116 ADVERTISING SALES OFFICE**

Electronics NOW®

Hugo Gernsback (1884-1967) founder

LARRY STECKLER, EHF, CET,
Editor-in-chief and publisher

EDITORIAL DEPARTMENT

CARL LARON, editor
JOSEPH J. SUDA, technical editor
JULIAN S. MARTIN, associate editor
TERI SCADUTO, assistant editor
MICHAEL A. COVINGTON, N4TMI
contributing editor
SAM GOLDWASSER, service editor
JEFFREY K. HOLTZMAN,
computer editor
FRANKLIN J. MILLER,
audio editor
DON LANCASTER,
contributing editor
EVELYN ROSE, editorial assistant

ART DEPARTMENT

ANDRE DUZANT, art director
RUSSELL C. TRUELSON, illustrator

PRODUCTION DEPARTMENT

RUBY M. YEE, production director
KATHRYN R. CAMPBELL,
production assistant
KEN COREN,
desktop production director
LISA BAYNON, desktop production

CIRCULATION DEPARTMENT

THERESA LOMBARDO,
circulation manager
GINA GALLO,
circulation assistant

REPRINT DEPARTMENT

MICHELE TORRILLO,
reprint bookstore

Typography by Mates Graphics

Electronics Now is indexed in *Applied Science & Technology Index*, and *Readers Guide to Periodical Literature*, *Academic Abstracts*, and *Magazine Article Summaries*.

Microfilm & Microfiche editions are available. Contact reprint bookstore for details.

Advertising Sales Offices listed on page 116.

Electronics Now Executive and Administrative Offices
1-516-293-3000.

Subscriber Customer Service:
1-800-999-7139.
7:00 AM-6:00 PM Monday-Friday MST

VISIT US ON THE INTERNET AT:
www.gernsback.com



Audit Bureau
of Circulations
Member

Your Ultimate Source!

For Quality Electronic Components
Internet Access...

- 24 hours-a-day, 7 days-a-week!
- Online ordering & stock status!
- Fast, efficient parts search!
- No minimum order!



Same-Day Shipment!
on orders entered by 5:00pm central (M-F)

Digi-Key[®]

www.digikey.com/us



CIRCLE 133 ON FREE INFORMATION CARD

EARN YOUR B.S. DEGREE IN COMPUTERS OR ELECTRONICS



By Studying at Home

Grantham College of Engineering, now in our 47th year, is highly experienced in "distance education" – teaching by correspondence – through printed materials, computer materials, fax, modem, and phone.

No commuting to class. Study at your own pace, while continuing on your present job. Learn from easy-to-understand but complete and thorough lesson materials, with additional help from our instructors.

Grantham offers three separate distance-education programs, leading to the following accredited degrees:

(1) the B.S.E.T. with Major Emphasis in Electronics. (2) The B.S.E.T. with Major Emphasis in Computers. (3) The B.S.C.S. – the Bachelor of Science in Computer Science.

The B.S.E.T. programs now include Electronics Workbench Professional 5.0.

An important part of being prepared to *move up* is holding the right college degree, and the absolutely necessary part is knowing your field. Grantham can help you both ways – to learn more and to earn your degree in the process.

Write or phone for our free catalog. Toll free, 1-800-955-2527, or see mailing address below.

Accredited by
the Accrediting Commission of the
Distance Education and
Training Council

GRANTHAM
College of Engineering
Grantham College Road
Slidell, LA 70460

EDITORIAL

The New Face of TV

On April 3, 1997, the nature and future of television was changed. On that date, the FCC adopted its long-anticipated rules for Digital TV (DTV). What's more, they set up an aggressive timetable for implementing the service, requiring broadcasters in the top ten markets to be on the air within two years, and the top 30 markets to be on the air within 2½ years. And broadcasters have further pledged to be on the air in some markets in 18 months. The FCC targeted 2006 as the year when all NTSC broadcasting will end forever.

What will DTV mean to you? For one thing, it means you will need a new TV set, or an outboard converter box to use with your analog set. Aside from that, and in keeping with their recent history, the FCC will allow the marketplace to decide the face and shape of DTV. It could mean non-interlaced, High-Definition TV (HDTV), or a mix of digital products including interlaced standard-definition TV, subscription TV, interactive video, audio programming, data services, and more. The only requirements are that the broadcaster must maintain at least one free digital channel with the same or better picture quality and broadcast hours as their current analog channel, and that they fulfill their public-interest responsibilities.

Is everyone happy with this ruling? Hardly. For one thing, some consumer advocates and politicians are screaming murder over what they perceive to be a giveaway of valuable spectrum space. In truth, however, it is merely a short-term loan. Yes, broadcasters are being given a second channel that's equivalent in spectrum to the one they already have. However, they must give back their first channel when NTSC broadcasting ceases. Those channels can then be auctioned off. In the meantime, the availability of both analog and digital channels will greatly ease the transition process for both broadcasters and viewers.

Another less-than-happy group is the computer manufacturers. They were rebuffed in their push to make more computer-friendly, non-interlaced scanning part of the mandated standard. In fact, shortly after the FCC decision, Compaq, Microsoft, and Intel announced their own standard that, while compatible with the FCC guidelines, aims to eliminate interlaced scanning. Further, Microsoft has announced that the next generations of their Windows operating systems will include the technology to receive DTV broadcasts, but only using hardware that complies with the computer-industry standard.

The computer makers hope to have DTV-tuner cards ready for use with existing and new PCs by the fall of 1998. The consumer-electronics industry aims to have DTV sets in the stores in time for the 1998 Christmas shopping season.

Let the games begin.

Carl Laron
Editor

Take This Giant Circuit Library For Only \$4⁹⁵

when you join the
Electronics Engineers' Book Club®

Hundreds of circuit ideas
alphabetically arranged—from
Alarm circuits to Zero
crossing detector circuits!

"...includes schematics for the latest electronics
circuits from industry leaders..."—Popular Electronics

Turn to this comprehensive circuit library for hundreds of project ideas...valuable troubleshooting and repair tips...and concise pinout diagrams and schematics. Each volume contains more than 700 electronic and integrated circuits and covers 100+ circuit categories.

If coupon is missing, write to: **Electronics Engineers' Book Club®** A Division of The McGraw-Hill Companies P.O. Box 549, Blacklick, OH 43004-9918

The Encyclopedia of Electronic Circuits Volumes 1-3

by Rudolf F. Graf



2,344 total pages
3,490 total illustrations

As a member of the Electronics Engineers' Book Club...

you'll enjoy receiving Club bulletins every 3-4 weeks containing exciting offers on the latest books in the field at savings of up to 50% off the regular publishers' prices. If you want the Main Selection, do nothing and it will be shipped automatically. If you want another book, or no book at all, simply return the reply form to us by the date specified. You'll have at least 10 days to decide. If you ever receive a book you don't want due to late delivery of the bulletin, you can return it at our expense. Your only obligation is to purchase 2 more books during the next 12 months, after which you may cancel your membership at any time. And you'll be eligible for FREE BOOKS through our Bonus Book Program. Publishers' Prices Shown © 1997 EEBC

ELECTRONICS ENGINEERS'

BOOK CLUB®

A Division of The McGraw-Hill Companies, P.O. Box 549, Blacklick, OH 43004-9918

YES! Please send me *The Encyclopedia of Electronic Circuits-Vols. 1-3* (5857863), billing me just \$4.95, plus shipping/handling & tax. Enroll me as a member of the **Electronics Engineers' Book Club** according to the terms outlined in this ad. If not satisfied, I may return the books without obligation and have my membership cancelled.

Name _____

Address/Apt.# _____

City _____ State _____

Zip _____ Phone _____

Valid for new members only, subject to acceptance by EEBC. Canada must remit in U.S. funds drawn on U.S. banks. Applicants outside the U.S. and Canada will receive special ordering instructions. A shipping/handling charge & sales tax will be added to all orders.

RPIF797



WHAT'S NEWS

A REVIEW OF THE LATEST HAPPENINGS IN ELECTRONICS

Automated Inspection System

Researchers at the Georgia Institute of Technology have developed an automated on-line inspection system that uses advanced vision technology, neural networks, fuzzy logic, and wavelets to quickly identify defects in fabric. The system could cut inspection costs and reduce the amount of off-quality production, and could ultimately be the basis for an integrated electronic feedback system that would monitor and control quality processes throughout the manufacturing cycle. Developed with support from the National Textile Center University Research Consortium, the system has successfully operated on a loom at the Johnston Industries' Industrial Fabrics Group' Southern Phenix, Alabama plant since July 1996.

Fabric inspection is challenging and expensive for the textile industry, costing as much as \$1 million a year at some manufacturing plants. That's because the industry uses many different types of yarns and weave patterns, quality standards can differ from one company to another, and existing systems rely on manual processes that are subject to human error. If not promptly detected and corrected, recurring problems in high-speed looms can damage thousands of yards of fabric. Although inspectors usually watch for problems during weaving, some defects are not identified until final inspection.

The Georgia Tech system automatically identifies defects as the fabric comes off the loom, so the manufacturer can immediately correct any problems. Dr. Lew Dorrity, a professor in Georgia Tech's School of Textile and Fiber Engineering, noted, "You would improve the quality of the manufacturing process, not just determine what quality exists in the finished products."

The system uses a special lighting arrangement and a set of high-speed

cameras to scan fabric as it winds onto a take-up roll after weaving. A computer analyzes the information to identify abnormal patterns and determine whether they should be considered defects. The inspection system can also provide information to help companies pinpoint the factors that can cause defects, and it can provide a detailed record of weaving quality.

The system's reliability depends on cutting-edge software technology capable of rapidly processing information, learning from its mistakes, and mimicking human decision-making processes. "We have developed new and innovative software algorithms for the detection and classification of defects," explained Dr. George Vachtsevanos, a professor in Georgia Tech's School of Electrical and Computer Engineering. "We extract signatures from the images that are characteristic of the type of defect that might be present. We use a new wavelet/neural-network construct for this signature extraction, along with fuzzy logic decision support systems. The software integrates learning and optimization tools that avoid false alarms and improve the recognition accuracy."

The prototype Georgia Tech system, built from commercially available lighting, vision, and computer equipment, withstood heavy vibration, lint, and other severe operating conditions. Appalachian Electronic Instruments, a West Virginia maker of textile equipment, has licensed the technology and plans to turn the prototype into a commercial system that can be retrofitted to existing looms and installed in new machines.

Plans call for the use of new digital signal processing chips to provide additional speed. The system could be used for medical diagnostic evaluation, as well as for product inspection in the metals, food-processing, and pulp and paper industries. "We believe there are many generic features in these technologies that could be used in other industries that need this inspection capability," said

Vachtsevanos. "There are possibilities far beyond the textile industry."

Wescon Headed for Silicon Valley

Wescon, the largest electronics trade event of its kind in the United States, and its semiconductor event, IC Expo, are moving from their traditional venue in San Francisco to the heart of Silicon Valley. The shows will take place November 4-6, 1997, at the San Jose McEnery and Santa Clara Convention Centers. This is the first time that any trade event has used both Silicon Valley convention centers simultaneously, and space at the San Jose McEnery site was sold out as of early March.

More than 80% of the attendees at previous Wescon shows in San Francisco commuted there from Silicon Valley. According to Wescon/97 show director, John Latimer, "Wescon's new Silicon Valley venues will greatly improve accessibility for the region's industry professionals. This new convenience, in conjunction with Wescon's new high-profile semiconductor event, IC Expo, positions Wescon to effectively meet the technology needs of an even greater number of attendees."

Exhibits on the two show floors will present a wide range of OEM products, including components, connectors, manufacturing/production/test equipment, packaging, power components, and design systems and software. IC Expo, located in the Santa Clara Convention Center, will have its own dedicated area where attendees will find advanced microelectronic devices, computer peripherals, board-level products, network equipment, and software tools. The Santa Clara Convention Center will also host most of the Applications Conference on Communications and Computer Technologies.

continued on page 55



LETTERS

SEND YOUR COMMENTS TO THE EDITORS OF ELECTRONICS NOW MAGAZINE

Mod Box Modifications

In the article "Build the Mod Box" (*Electronics Now*, May 1997), which I co-authored with Jack Orman, several errors were introduced into our original hookup diagram when it was redrawn for publication as Fig. 2.

First, R17 erroneously appears twice on the circuit board. The resistor that lies between R15 and C7 is actually R7, not R17. The other R17, which lies on the right edge of the board, is correct. Next, capacitor C13 also erroneously appears twice on the circuit board. The capacitor that connects between pins 8 and 9 of IC1 is actually C3. The other C13, which appears in the upper left-hand corner, is correct.

Finally, the connections to J2 and J4 are in error, and volume potentiometer R14 is missing. Here's how to fix that. Pad "U" connects to the hot side of R14 only. Then, the wiper of R14 connects directly to J2, J4, and pad "W."

All of these corrections can be cross-referenced to the schematic, which is correct.

THOMAS HENRY

Determining the Velocity of Propagation

I found James E. Cicon's article, "Build the Cable Reflection Tester" (*Electronics Now*, December 1996) to be very informative, but I believe that more discussion of velocity of propagation (V_p) was needed. The article seems to imply that V_p is a function of cable type, which is untrue. V_p is determined by the dielectric material (the insulation surrounding the center conductor). The less dense, or closer to air, the dielectric is, the faster the V_p .

Older cables with solid polyethylene dielectric do indeed have a V_p of 66%. Newer cables have an air-entrained or foam poly dielectric. Early foams started in the 72% to 78% range. Current

foam-dielectric, 75-ohm, CATV cables (RG59, RG6, and RG11) have a V_p of 82%–85%, depending on the generation and the manufacturer. The 50-, 52-, and 93-ohm series cables, with foam dielectric, should also exhibit similar V_p s.

In a bench test with a Time Domain Reflectometer (TDR), using a length of RG59 foam-dielectric cable, the following was found: V_p 66% at 80 feet; 75% at 90 feet; 83% at 100 feet; 84% at 101 feet. As can be seen, it's important to be close on the velocity of propagation. Manufacturers should provide that information in their spec sheets, but often don't. If you have access to a physically measurable piece of the same type of cable that you need to test, you can calculate or experimentally determine the correct V_p .

Good luck with your cable testing. And thanks to Mr. Cicon for the article and this neat idea. I certainly plan to build a Cable Reflection Tester.

DON KISER
Salinas, CA

Designing the JamMix

In the April 1997 "Letters" column, Charles Hansen's letter on op-amp substitutions for my "JamMix" project (*Electronics Now*, October 1996) was absolutely on the mark. To further the discussion, our main reason for specifying the MC1458C device centered on the kit builder.

The MC1458C is a commonly available part; we found it at RadioShack. Its

Write To:
Letters,
Electronics Now Magazine,
500 Bi-County Blvd.,
Farmingdale, NY 11735

Due to the volume of mail we receive, not all letters can be answered personally. All letters are subject to editing for clarity and length.

ESD characteristics should be better than op-amps with FET front ends, so novice kit builders would be less likely to damage the chip. And it is somewhat easier for a novice to troubleshoot than a quad package, but less assembly effort is required and there is a lower chance for error than when using single op-amps.

Our JamMix design journal contains notes showing that we looked closely at the Motorola MC1458S, which has 20 times better power bandwidth than the MC1458C. But the part was not thought to be universally available, and was therefore rejected. In responding to Mr. Hansen's letter, we did not have a data sheet handy for the TL072 Texas Instruments device, but our National Semiconductor Databook cross-referenced it to their LF353. The chip is described as a wide bandwidth dual JFET input op-amp. The NE5532 is a Philips high-speed op-amp. Those are both fine parts and indeed good performance upgrades for the 1458 series. We look forward to testing the TL072 and NE5532 chips, and hope to discern the sonic improvement that Mr. Hansen suggests.

When we designed JamMix, the first prototype was laid out on a multi-purpose board. We then developed the printed-circuit board with hand assembly in mind, and installed it in a case. We detected no ill effects from component selection or layout, so decoupling capacitors did not seem warranted. We were able to eliminate ten devices and the associated circuit board real estate, although we fully agree it is good design practice to decouple at the chip, as a rule.

WILLIAM C. HENDRY IV

Sorry, Wrong Number

In my article "Build the Fuel Gauge" (*Electronics Now*, April 1997), I gave an incorrect telephone number for the parts supplier, Unicorn Electronics. The correct number is (607) 798-0260. I am sorry for any inconvenience that was caused.

JOHN PIVNICHNY



Q & A

READERS' QUESTIONS, EDITORS' ANSWERS

Blast From The Past

Q Around 1960-1962 your magazine, then called *Radio-Electronics*, had a column called "Noteworthy Circuits" in which a regenerative broadcast receiver was published. It worked surprisingly well, but I've lost track of it. Could you please print it again in "Q&A"? I'm sure others would be interested too. — R. G., Gig Harbor, WA

A You have a good memory—the receiver was in our January 1962 issue, which credited it to the British magazine *Wireless World*. Figure 1 here shows the circuit, slightly reworked to use currently available parts. You can connect high-impedance headphones in place of R3.

A regenerative receiver is an oscillator that is biased so that it doesn't quite oscillate. It then operates as an amplifier with tremendous gain at the frequency to which it is tuned, and good rejection of all other frequencies. It also clips in such a way as to demodulate AM signals. This was an old-fashioned circuit even in 1962, but it produces a remarkably sensitive and selective radio with just one transistor or tube.

Using R4, you adjust the bias so that the gain is high but the receiver doesn't oscillate; that adjustment has to be tweaked every time you tune in a station, since the best setting depends on the strength of the incoming signal. When we breadboarded it, we heard AM stations 1000 miles away using just a 4-foot antenna; local stations came in loud and clear with no antenna.

You'll note that C3 is a 365-pF tuning capacitor. Those are not quite as easy to find as they used to be, but you can salvage one from an old, non-working radio or order one from Antique Electronic Supply, 6221 S. Maple Ave., Tempe, AZ 85283 (Tel: 602-820-5411). You could also substitute a 125-pF capacitor from a newer transistor radio, but you'll need to wind twice as many turns on L1.

And if you like simple radios, take a

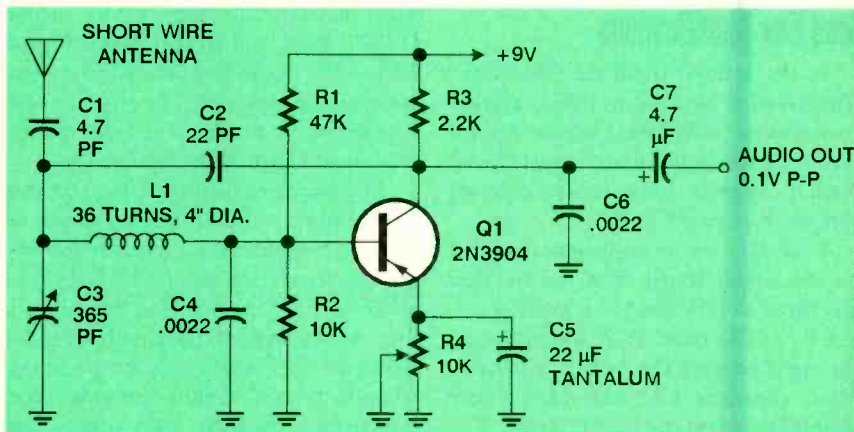


FIG. 1—AN OLD DESIGN THAT WORKS WELL, this regenerative AM receiver has been updated to use parts that are commonly available today.

look at our December 1995 column, which featured an 8-component TRF radio built with the Ferranti ZN414 IC.

Old Tube Needed

Q I have a Philco portable radio that needs a new 3LF4, 3LE4, or 3V4 tube. I have not been able to find one. Is it possible to make changes in the wiring to use some type of transistor? — J. C. J., Denver, CO

A You can get the 3LF4 and 3V4 from Antique Electronic Supply at the address given earlier in this column. It would be a pity to transistorize such an interesting and potentially valuable antique radio.

Audio Notch Filter

Q I want to design a transistorized version of the distortion meter in the Gernsback book *High Fidelity*, published in the 1960s. I need to know the design specifics of the bridged-T network used as a null audio filter. Can you help? — J. S., Lakewood, NJ

A To test an amplifier for distortion, you need a notch filter that eliminates one frequency from the signal. What

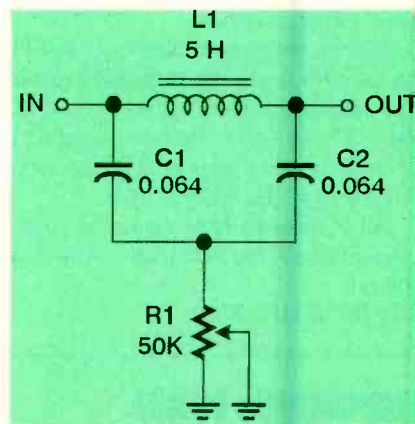


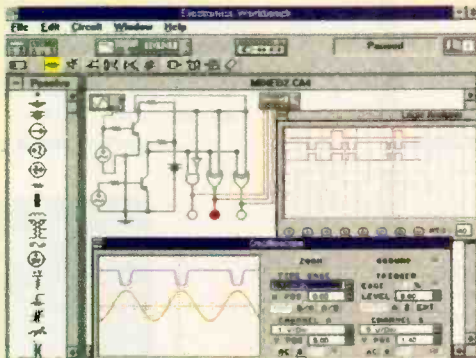
FIG. 2—AN OLD DESIGN THAT DOES NOT work well, coil L1 would be extremely hard to find these days, and the results produced by this circuit would not be worth the effort or the cost.

you do, then, is apply a pure sinewave to the input, measure the output level, and then insert the notch filter to eliminate the original sinewave. What's left is total harmonic distortion plus noise.

The circuit that you describe uses a bridged-T filter as shown in Fig. 2, with a special, high-Q, 5-henry choke. That choke was hard to find 30 years ago, and is probably completely unavailable now. If you can find one, it might cost \$50 or more. And even then, it won't give an

Study at home with the

Electronics Technician CD-ROM



The only product of its kind

This unique CD-ROM based learning program includes 23 courses which are equivalent to a two-year Electronics Technician program and is recognized as the standard for Certified Electronics Technician programs across North America.

Purchase the CD-ROM separately or earn College credits.

The choice is yours. Buy the CD-ROM and use it as the ultimate electronics reference tool to refresh your knowledge of electronics, or enroll in the program and earn College credits. The course material is delivered using video, text, 2-D and 3-D animations color photos, audio, and over 450 laboratory projects. Use the CD-ROM in the home, office, or shop as a troubleshooting/design tool and reference guide.

Industry Recognition

The course content for the CD-ROM was developed in association with some of the top corporate trainers in North America, and focuses on practical applications and troubleshooting techniques.

Best Price

The CD-ROM costs \$249 and comes with **ElectronicsWorkbench** 4.1, laboratory software simulation package. Complete all 23 courses on the CD-ROM and receive certification as an Electronics Technician. Tuition for the program includes computer-based tests, tutorial help via 1-800 numbers and the internet.

Public Sector Standards

The CD-ROM was designed by George Brown College, one of the largest and most innovative community colleges in North America. Graduates of the program can continue their studies towards an undergraduate degree through the Minnesota University (Bemidji State) distance education program.

Easy at-home learning

All you need is the CD-ROM, no expensive books or lab equipment is required. Complete each course at your own pace, schedule the time that's best for you and decide how quickly you finish each course. The typical completion time is 48 weeks of part-time study, but there are no time limits.

Call now! Toll Free!

Call our 24-hour toll-free hotline to find out more about the Electronics Technician CD-ROM or the distance education program.

1-888-553-5333

George Brown College, 160 Kendall Ave., Toronto, Canada
M5R 1M3 Fax: 416-415-4727, web site: <http://www.gbrownc.on.ca>


CATALOG SUPERMARKET



Top Secret Consumertronics

This eye-popping catalog features 200+ exciting and controversial Hi-Tech Survival Offers. Includes Computers, Phones, Crime, Security, Survival, Vehicles, Energy, Mind Control, Strange Phenomena, Medical, Financial, much more! Discover how people are making \$\$\$\$ hacking just about everything! How to protect yourself from hi-tech crimes. Since 1971. Order today! **\$3.00**

number 504 in coupon



RNJ Electronics, Inc. New 1997 Catalog

RNJ Electronics, Inc., a distributor of electronic products since 1981, is now offering their new 1997 catalog. The catalog contains 136 pages of test equipment, TV and VCR repair parts, electronic kits, instructional videos, tools & soldering equipment, CCTV systems, commercial sound & intercom systems as well as parts and accessories. In addition the catalog also contains breadboarding aids, digital trainers, as well as A/V carts, screens and projectors. **\$2.00**

For a catalog call 1-800-645-5833.

number 509 in coupon



All Phase Video Security Inc.

The All Phase Video Security Catalog contains electronic test equipment, cable TV converters, connectors and cable accessories. Video surveillance equipment, video cameras, monitors, etc. Power supplies, metal detectors (power line stabilizers and UPS's). Cables for audio. Telephone connectors & accessories. Hand tools. PA sound equipment. DJ lighting effects & sound systems. Car Radios. C.B.'s & two-way radios. Solder & soldering equipment. Security mirrors. **\$2.00.**

number 503 in coupon



Professional Sign Making Machines

Production machines for professional sign makers. The Roland Corporation produces the CAMM-1 series of roll-fed sign making machines. Catalog 963 features a sampling of the 10,000 computer items that California Digital offers. Please contact our technical service representatives to assist you with items not featured in this publication. **\$2.00**

number 508 in coupon



A.M.C. Sales, Inc.

A.M.C. Sales, Inc., a 27 year old company, specializing in Electronic Surveillance offers its catalog which contains equipment of all types for the individual and/or company who are active in Electronic Surveillance. 80 to 100 items are displayed and priced, a must for the amateur and/or professional. **\$5.00**

number 507 in coupon



American Eagle Publications

American Eagle Publications offers a unique catalog of educational information about computer viruses, computer hacking, security and cryptography that you just won't find anywhere else. The information offered here goes far beyond the vague descriptions offered by most publications, giving you the solid how-to information you need if you want to explore these little-discussed subjects from a technical point of view. **\$2.00**


number 500 in coupon



Alltronics

Distributor of electronic components from franchised manufacturers and overstocked sources, operating over-the-counter service. Distributors for: American Antenna - antennas; American Hakko - soldering irons, desoldering systems; Amidon - toroids, baluns; Centurion - two-way antennas, batteries; Circuit Works - conductive IC pens for PC board repair; ICO-Rally - tubing, sleeving, insulation, terminals, cable ties; KLM - antennas; Larsen - antennas; LMB Heeger - metal cabinets, chassis boxes. **\$2.00**

number 512 in coupon



Global Specialties Electronic Testing & Prototyping Equipment

Global Specialties offers a catalog and new-product, short-form insert. This package includes product descriptions and specifications for a new 1-GHz spectrum analyzer scope adapter, AC RMS power-line analyzer, full range of AC & DC power supplies, function and pulse generators, frequency counters, capacitance meters, logic probes & logic analysis test kits, breadboard design workstations, a line of protoboard systems & quick-test sockets, surface-mount breadboard systems, project kits, data acquisition products, PC protolab circuit-design program, and more. Call toll free: 1-800-572-1028. **FREE**


number 513 in coupon



Test Equity

TestEquity distributes brand new test equipment from Tektronix, Fluke, Stanford Research Systems, TQ Racks and Xantrex. TestEquity also offers a higher grade of used test equipment — called ReNewed™ equipment — which is cleaned and calibrated in TestEquity's lab and warranted for one year, parts and labor. TestEquity also buys recent-model test equipment. **FREE**

number 514 in coupon



Antique Radio Classified

Antique Radio Classified is antique radio's largest-circulation monthly magazine. A typical 100-page monthly issue contains articles and hundreds of classifieds for old radios, TVs, ham equipment, hi-fi, art deco and transistor radios, telegraph, books & more. We also offer price guides and books on repair and restoration and guides for the novice collector. Antique Radio Classified is your link to the world of collecting old radios. Sample: **\$4.00**

number 502 in coupon

AMERICAN INNOVATIONS


**SURVEILLANCE
COUNTERSURVEILLANCE
PROTECTION
SECURITY EQUIPMENT
FOR BUSINESSES, INDIVIDUALS &
LAW ENFORCEMENT AGENCIES**

American Innovations Catalog

Featuring: Micro Cameras, Hidden Cameras, Board Cameras, Voice Changers, Scrambling Systems, Tracking Devices, Transmitters, Bomb & Weapons Detection, Drug Detection, Telephone Analyzers, Tape Recorder Detection, Video Detection, Recording Devices, Telephone Recorders, PBX Security, Wireless Video Systems, Night Vision, Bionic Ears, Body Armor, Air Tasers, And Much More...

\$6.00 (Includes \$10 discount off 1st order.)

number 501 in coupon



EDE Spy Outlet

The Latest High Tech Professional Electronic Devices. Our latest catalog offers a **HUGE** selection of surveillance, counter-surveillance/privacy devices: hidden video equipment, pinhole camera w/audio \$159., electronic kits, telephone recording systems: 7-Hour \$125. - 16-Hour \$199., touch tone decoders, scanners, bug/phone tap detectors, voice disguisers, telephone scramblers, locksmithing tools, and more. **\$5.00**


number 510 in coupon



Information Unlimited

The catalog of amazing and fascinating electronic and scientific products. Learn how to build a burning, cutting laser, an electronic gun capable of ballistic velocities, particle beams, surveillance devices, force fields, anti-gravity, mind control and hypnotism, ultrasonic, infra-sonic shockwaves, telsa coils, lightning generators, free energy, telekinetic enhancers, time quenchers, plasma guns, high power pulsers for rail guns and exploding water, security, personal protection, electronic, magic devices plus etc., etc. **\$2.00 refundable on first order.**

number 505 in coupon



Free

Electronics Purchasing Manual

For same day shipping, helpful technical assistance, no minimum orders and broad inventory selection, send for Mouser's newest catalog featuring 68,000+ components from 125+ leading manufacturers including 3M, Amp, NEC, SGS Thomson, Rohm and more. Mouser also provides many specialized services including cross-referencing, same day credit, drop shipments, scheduled orders and guaranteed pricing. **Mouser Electronics**, 958 N. Main St., Mansfield, TX, 76063. Catalog (800) 992-9943/ (817) 483-6828; Fax (817) 483-0931; <http://www.mouser.com>; E-mail: catalog@mouser.com.

number 506 in coupon

IEC

We are committed to quality products ...

Kit Products Catalog

Orders:
(423)584-8600

COPYRIGHT©1997
International Electronics Corp.
ALL RIGHTS RESERVED

International Electronics Corporation

International Electronics Corporation offers a variety of quality SMT kits for students and hobbyists as well as engineers. Our 1997 catalog contains pictures, detailed descriptions, and pricing of all kits currently available, as well as manufacturing services offered. **\$2.00**

number 511 in coupon

ORDER YOUR CATALOG TODAY!

Circle the numbers of the items you are ordering. Completely fill out the coupon. Enclose your payment, add \$1.50 for service and handling.

- | | | | |
|--|----------|----------------------------------|----------|
| 500 - American Eagle Catalog | - \$2.00 | 508 - California Digital Catalog | - \$2.00 |
| 501 - American Innovations Catalog | - \$6.00 | 509 - RNJ Catalog | - \$2.00 |
| 502 - Antique Radio Classified | - \$4.00 | 510 - EDE Spy Outlet Catalog | - \$5.00 |
| 503 - All Phase Video Security Catalog | - \$2.00 | 511 - IEC Catalog | - \$2.00 |
| 504 - Consumertronics Catalog | - \$3.00 | 512 - Alltronics Catalog | - \$2.00 |
| 505 - Information Unlimited Catalog | - \$2.00 | 513 - Global Specialties Catalog | - Free |
| 506 - Mouser Electronics Catalog | - Free | 514 - Test Equity Catalog | - Free |
| 507 - A.M.C. Sales Inc. Catalog | - \$5.00 | | |

Payment, please check one Check Money Order

Total for items selected \$ _____ Service and Handling \$1.50 _____ Total Enclosed

Name _____

Street _____

City/State/Zip _____

Mail to: CATALOG SUPERMARKET, P.O. Box 5110, Pittsfield, MA 01203-5110

Void after September 30, 1997

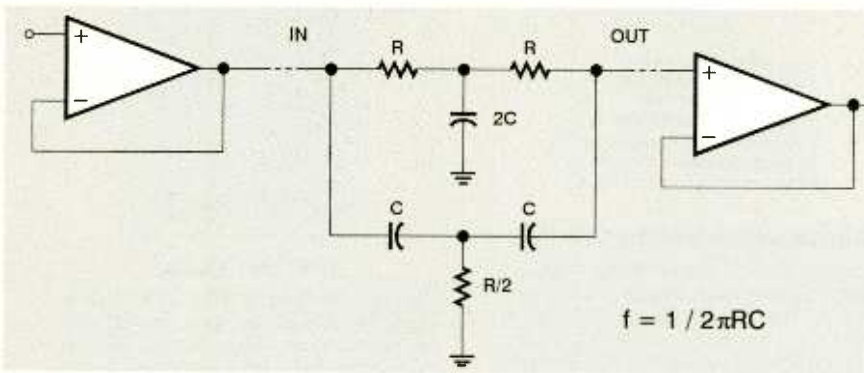


FIG. 3—THIS TWIN-T FILTER gives a better notch and is cheaper to build than the circuit in Fig. 2, though you should use precision components for best results.

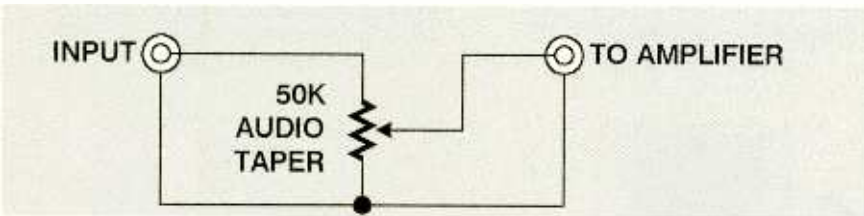


FIG. 4—HERE'S THE RIGHT WAY to hook up a volume control. For two channels, use a dual-gang potentiometer.

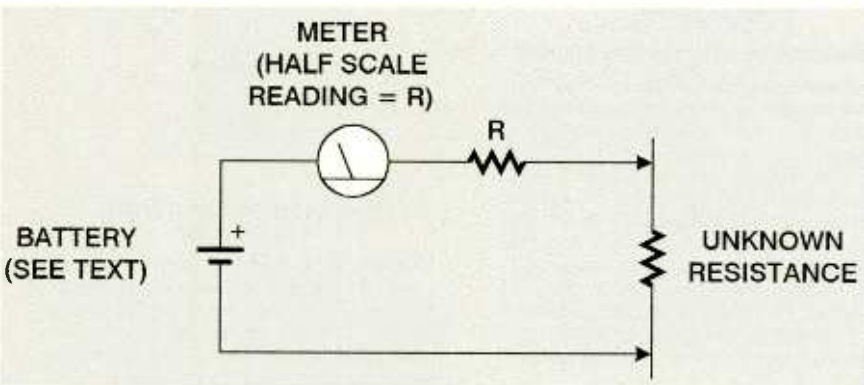


FIG. 5—HERE'S HOW TO BUILD AN OHMMETER. To compensate for battery aging, make R adjustable.

especially good notch, because any coil with an inductance of 5 henrys is going to have enough resistance to impair its performance.

Modern distortion analyzers use the twin-T network shown in Fig. 3. It gives a very sharp notch at a fixed frequency, and the components are cheap—just three resistors and three capacitors. Use 1% precision components and make one of them adjustable, so you can compensate for small errors in the values. For 1 kHz, R can be 1.6K, in which case R/2 is 800 ohms, C is 0.1 μ F, and 2C is 0.2 μ F. Better yet, instead of the 800-ohm resistor, use a 680-ohm resistor and a 200-ohm trimmer. For best performance, put the filter between two op-amp buffers as shown in the diagram.

A disadvantage of the twin-T network is that the frequency isn't variable. If you

need multiple frequencies, build several networks and choose between them with a selector switch. For more about filters, see *The Art of Electronics*, by Paul Horowitz and Winfield Hill, Chapter 5 (more information on that book can be found in the box titled "How to Get Information on Electronics").

Finding Discontinued ICs

Q I have a Heathkit digital multimeter that has served me well. The problem is finding replacement RTL logic chips to replace the original ones. Do you know of any vendor who deals in discontinued RTL ICs? — E. H. S., Clarendon Hills, IL

A Discontinued ICs are the specialty of Rochester Electronics, 10 Malcolm

Hoyt Dr., Newburyport, MA 01950 (Tel: 508-462-9332; email sales@rocelec.com). But it may be easier to find a used multimeter like yours at a hamfest or by advertising on rec.radio.swap, and salvage it for parts.

Add A Volume Control

Q I recently acquired several Dynaco power amplifiers for almost nothing at a yard sale. How do I go about installing a volume control on these things? I've thought about putting a dual-ganged potentiometer in series with the input jacks—is this the proper way to do it? — J. R., Middletown, RI

A Not quite; you'd probably get some hum, and the volume wouldn't go all the way down to zero because even a large series resistance can't block all of the signal. Instead, a volume control should be connected as a voltage divider in front of the amplifier input, as shown in Fig. 4. One channel is shown; you can use a dual-gang potentiometer and wire both channels the same way.

For best control at low volumes, use an audio-taper potentiometer. "Audio taper" means that when the potentiometer is set to half-scale, you'll get considerably less than half of the full signal; that's desirable because most audio systems operate far below maximum volume most of the time, and because the ear perceives loudness logarithmically.

Build An Ohmmeter

Q The surplus dealers are offering beautiful 50-mA meters with ready-made ohms scales (full scale = zero ohms). What battery and resistance do I put with the meter in order to make an ohmmeter? — J. K., Clackamas, OR

A Regardless of the meter characteristics, zero ohms will be full scale and infinity will be the other end of the scale. What you need to know is that the meter reads at half scale. That will tell you what resistance to put in series with it (see Fig. 5). Then you have to find a battery voltage that will make it read correctly. That's easy; you already know that it takes 50 microamperes to deflect it to full scale, so the battery voltage will be $0.00005 \times R$. It will probably turn out to be a standard battery voltage, per-

continued on page 16



EQUIPMENT REPORTS

INTERACTIVE EFX PERSONAL SCANNING KIT

Add another dimension of productivity to your PC with the Efx Personal Scanning Kit.

CIRCLE 15 ON FREE INFORMATION CARD



Most people with a home PC don't have the luxury of a scanner or copy machine. The usual reason for that is the perceived cost of those units relative to the amount of use they are likely to receive. Still, there are times when all of us wish we had a scanner on hand to quickly enter some printed text or a neat graphic for use in our own documents.

Well, owning a scanner has recently become more practical. That's because Interactive Efx Corporation has now introduced a desktop scanning solution for people with a desire to scan but more limited funds and desk space. The Personal Scanning Kit has a suggested retail price of only \$199.99. It turns any PC into a small office by letting you scan and OCR (optical character recognition) documents, business cards, and images. Finally you can make copies at home, and even fax paper documents to others, instead of just being able to receive them with your fax/modem card. The Kit comes with all the software you need.

The Personal Scanner is black and white only, but that's a small sacrifice for finally being able to scan at all. The heart of the unit is a miniature auto-feed sheet scanner. It can handle anything up to 8.5-inches wide and practically as long as you like. All you need is a 486 or better PC with 8 MB of memory, a parallel port, and either Windows 3.1x or Win 95. The system comes with three programs: TypeReader Pro, Presto!Efx, and Presto! BizCard; those require 11, 6, and 4 MB of hard-disk space, respectively.

Installation

The personal scanner is tiny compared to most printers. It measures only 3¼ by 12¼ by 3¼ inches, and makes itself at home in front of a printer. It connects to your computer's parallel port using an included cable, and has a pass-through connection for your printer. An AC adapter provides power. Sliding guides are used to adjust for paper width, and a paper stand attaches to the top of the scanner for paper to lean on. Paper moves into the top of the scanner and out the front.

The first part of the software installation is a TWAIN driver, which lets the scanner be recognized by any TWAIN-compliant software package and be operated by a standard set of controls. Next you install whichever of the three programs you are interested in. Let's discuss those next.

TypeReader Pro is the largest program of the three, and it's the one you use when you want to scan pages of text and save them as a document. We tested the program with single-spaced pages of 12-point Times New Roman text, and it averaged about two errors per page (not bad if you remember how unreliable scanners and OCR software used to be). The program activates the TWAIN interface, which controls the scanner's resolution up to 400 dpi, the mode (256-gray, B/W normal, B/W turbo, halftone), and scan size. You don't have to set the scan size; the software can wait to see what you scan.

Note that there are no controls on the scanner itself—not even power. The scanner turns on when paper is inserted. When you “press” the software's on-screen scan button, the sheet feeds through the scanner at a speed that varies with the resolution you've selected (a resolution of 200 to 300 dpi is fine for text OCR, while business cards and photos should be scanned at 400 dpi). It takes only a few seconds for each page to run through the scanner.

Once a page is scanned, it appears on the screen. You then select an area, usually a column of text, and have the software recognize the selected area. This, too, takes only seconds on a Pentium 200. You can feed in multiple pages, one at a time, and the software keeps track of the page order. After all the text is scanned and recognized, it can be saved as a text file or linked to a word-processing program.

Presto!Efx is intended for scanning and manipulating images. You can scan into a “tray” to save images as bitmaps, to a printer for copying pages, to a fax/modem, to a document, to an image editing program such as Corel, to a word-processing program, or to e-mail. The program and personal scanner did a beautiful job of scanning a color photo, albeit in black and white.

Presto!BizCard is geared toward scanning and saving the information on business cards. You run the card through the scanner, and the program does its best at sorting the information into fields for you. You can—and usually have to—edit the information in those fields. The program then lets you save and retrieve the information using various sort and search tools.

Of the three programs, this one gives the most disappointing results. But that is likely due to the fact that these days, business cards are often printed in wild colors, raised ink, metallic ink, and so on. However, in our test, it did recognize much of the information on a business card, and let us fix what it got

continued on page 18

Q & A

continued from page 12

haps 1.5 V. In fact, it might be just as quick to try various battery voltages until you find one that works.

Service Manual Needed

Q Could you tell me where to obtain service literature and parts for a Thomson model 4120 video monitor? I have called Thomson Consumer Products, and they say they have no service manuals for this particular monitor. — B. K. B., Grand Rapids, MI

A The service manual may not exist; unfortunately, many manufacturers treat computer monitors as disposable items, not intended to be repaired. But call Howard W. Sams & Co. at 1-800-428-7267 and see if they have anything in their files.

Clock Wanted

Q Do you know of any available electronic clock (assembled, kit, or do-it-yourself project) that can pick up the time signal now placed in the retrace period by most local PBS TV stations?

The primary purpose of this signal is to allow newer VCR machines to set their clocks automatically. It would seem that a stand-alone clock with the same ability would be a valuable addition to any household. — T. A. S., Maui, HI

A We don't, but it sounds like a great idea. If any of our readers can help, we'd love to hear from you.

What Makes It Stop?

Q What makes a cassette tape player stop automatically at the end of the tape? How can this device be repaired? — B. B., Deming, NM

A Usually, there's a small cam or lever that presses lightly on the tape to determine whether it's under tension. At the end of the cassette, the tape suddenly stretches tight, pushes on the cam, and actuates the auto-stop mechanism. If the cam is dirty, it will catch on the tape and actuate when it shouldn't. Try cleaning the cam and see if it helps.

HOW TO GET INFORMATION ABOUT ELECTRONICS

On the Internet: See our Web site at <http://www.gernsback.com> for information and files relating to our magazines (**Electronics Now** and **Popular Electronics**) and links to other useful sites.

To discuss electronics with your fellow enthusiasts, visit the newsgroups sci.electronics.repair, sci.electronics.components, sci.electronics.design, and rec.radio.amateur.homebrew. "For sale" messages are permitted only in rec.radio.swap and misc.industry.electronics.marketplace.

Many electronic component manufacturers have web pages; see the directory at <http://www.hitex.com/chipdir/>, or try addresses such as <http://www.ti.com> and <http://www.motorola.com> (substituting any company's name or abbreviation as appropriate). Many IC data sheets can be viewed online.

Books: Several good introductory electronics books are available at RadioShack, including one on building power supplies.

An excellent general electronics textbook is *The Art of Electronics*, by Paul Horowitz and Winfield Hill, available from the publisher (Cambridge University Press, 1-800-872-7423) or on special order through any bookstore. Its 1125 pages are full of information on how to build working circuits, with a minimum of mathematics.

Also indispensable is *The ARRL Handbook for Radio Amateurs*, comprising 1000 pages of theory, radio circuits, and ready-to-build projects, available from the American Radio Relay League, Newington, CT 06111, and from ham-radio equipment dealers.

Copies of past articles: Copies of past articles in **Electronics Now** and **Popular Electronics** (post 1991 only) are available from our Clagck, Inc., Reprint Department, P.O. Box 4099, Farmingdale, NY 11735; Tel: 516-293-3751.

Electronics Now and many other magazines are indexed in the *Reader's Guide to*

Periodical Literature, available at your public library. Copies of articles in other magazines can be obtained through your public library's interlibrary loan service; expect to pay about 30 cents a page.

Service manuals: Manuals for radios, TVs, VCRs, audio equipment, and some computers are available from Howard W. Sams & Co., Indianapolis, IN 46214 (1-800-428-7267). The free Sams catalog also lists addresses of manufacturers and parts dealers. Even if an item isn't listed in the catalog, it pays to call Sams; they may have a schematic on file which they can copy for you.

Manuals for older test equipment and ham radio gear are available from Hi Manuals, PO Box 802, Council Bluffs, IA 51502, and Manuals Plus, Box 637, Spanaway, WA 98387.

Replacement semiconductors: Replacement transistors, ICs, and other semiconductors, marketed by Philips ECG, NTE, and Thomson (SK), are available through most parts dealers (including RadioShack on special order). The ECG, NTE, and SK lines contain a few hundred parts that substitute for many thousands of others; a directory (supplied as a large book and on diskette) tells you which one to use. NTE numbers usually match ECG; SK numbers are different.

Remember that the "2S" in a Japanese type number is usually omitted; a transistor marked D945 is actually a 2SD945.

Hamfests (swap meets) and local organizations: These can be located by writing to the American Radio Relay League (Newington, CT 06111; <http://www.arrl.org>). A hamfest is an excellent place to pick up used test equipment, older parts, and other items at bargain prices, as well as to meet your fellow electronics enthusiasts both amateur and professional.

More About Printed Circuits

In January we described how to make printed circuit boards by laser-printing onto "PnP BLUE" plastic, then transferring the image to a copper-clad board that has been heated with an iron.

Klaus Fensterseifer wrote to say that he uses plain paper instead of PnP BLUE. We tried it and it works! The

secret is not to try to peel the paper off after transferring the image. Instead, immerse the whole thing—paper and copper-clad board, held together by the toner image adhering to both—in water for a few minutes. The paper disintegrates and comes off leaving the toner sticking to the copper. In fact, the paper disintegrates even faster in etchant solution than in water.

continued on page 23

Repairing Remote Controls

AS WE SAID LAST TIME, MOST OF THE PROBLEMS ENCOUNTERED WITH REMOTE CONTROLS ARE THE RESULT OF THE ABUSE INFLICTED ON THEM BY KIDS, PETS AND EVEN OTHERWISE WELL-BEHAVED ADULTS. BUT, REGARDLESS OF WHY A

remote fails to work, our job is to bring it back to operation. In this column I'm going to cover the most common types of problems and their solutions.

Before we go too far, however, there is one factor to keep in mind when it comes to remotes: all-purpose replacement remotes that cost less than \$20 are available for most units. That means, unless you are doing the work for the pure enjoyment of it, it does not pay to expend a lot of time or money fixing a dead remote.

Getting Inside

Most of the problems with remote controls are physical in nature—dead batteries, gunk, bad connections, and such. Except for replacing bad batteries, some disassembly will be required. Manufacturers seem to be using more and more creative (read: obscure and difficult to open) methods of fastening the two halves of the remote shell together. There may be a small screw or two and/or the case may simply crack in half by gently prying with a knife or small screwdriver along the seam, or by sliding the two halves a fraction of an inch to unlock the catches. If the means of attachment is not obvious, look for screws inside the battery case, under a label on the rear, or hidden snap fasteners.

Dead Batteries

The solution for a dead-battery problem is obvious: replace them! However, if

batteries tend to go dead quickly—the batteries in a remote typically last for years—then you may have a stuck button, some conductive grime under one of the buttons, or a defective IC. Then again, you might just be using cheap batteries; next time you change batteries in a remote, replace them with first-grade alkaline cells.

Corroded Battery Contacts

Corrosion caused by battery leakage is messy, but relatively easy to deal with. First dust out as much of the dried material as possible with a soft brush, and then remove the remainder with a damp, lint-free cloth or paper towel. Finish up by

polishing the contacts with an ordinary pencil eraser, very fine sandpaper, or a nail file. If there is evidence that the leakage has made its way inside the case, you will need to open the remote and thoroughly clean the interior as well. Additional repairs might be needed if internal damage is evident.


Broken or Intermittent Contacts

The place you most often find broken or intermittent contacts is between the battery connections and the circuit board. Carefully resolder and reinforce any suspect connections.

Another place to look for problem or cracked connections is at the solder joints on various component pins. Be particularly suspicious of the connections to components that are likely to be abused, such as selector switches. Reflow the solder on all suspect joints.

Broken Ceramic Resonator

The ceramic resonator, for those who



REGARDLESS OF THE CAUSE OF THE PROBLEM, servicing a remote means getting inside. If the means of fastening the two case halves is not obvious, look for screws inside the battery compartment or under a label on the rear.

do not already know, is usually a small blue or orange object that looks a little like a plastic or dipped capacitor. The circuit board marking is usually X1, CR1 or something similar. Though they are not that fragile, one could fail from shock when a remote is dropped. To test, assuming you have access to an oscilloscope, check for signals on one lead of the ceramic resonator. If all is well, you should see a signal at the carrier frequency when any button is pressed. A typical waveform should be at about 40 kHz with an amplitude of a few tenths of a volt.

Replacement resonators may be available from electronics distributors, or consider an organ transplant from a remote for equipment that has long since gone to the giant entertainment center in the sky. Just make certain your replacement is the same frequency as the original.

Dirt, Spills, and Gunk

Any of those could cause circuit problems that prevent keys from operating reliably or physical problems that result in keys that are just plain stuck or sticky. Disassemble the remote completely (and carefully), and wash both sides of the rubber membrane keypad, circuit board, and plastic case with water (and mild detergent, if necessary, to remove sugar-based grime) and then isopropyl alcohol. Dry thoroughly, reassemble, and see if the problem, is solved.

Worn or Corroded PC Pads

If you run into problems with the PC-board foil traces or pads, conductive epoxy or other similar conductive paint or ink can be used to make the repair. Alternatively, a piece of thin copper foil can be glued to the circuit board and soldered to the appropriate circuit trace. Gold foil would be even better, since it will not corrode, but might be just a tad costly for a \$10 remote!

Worn Conductive Material

Compare the bottoms of frequently-used keys with those that are rarely pushed. If you can see the rubber through the conductive material after cleaning, the pad is likely worn to the point of being non-functional. That problem can be repaired with conductive epoxy, or other similar conductive paint of ink. A sliver of aluminum foil can sometimes be glued to the rubber surface. 3M makes EMI/RFI shielding tape, type 1181, that should work very well in this kind of repair.

Cracked Circuit Board

Since the circuit boards found in most remotes are quite simple, single sided, and have relatively wide traces, a cracked one generally is easy to repair. Use epoxy cement or an adhesive like Duco Cement or windshield sealer to repair and reinforce the circuit board. Scrape off any insulating coating and jumper the breaks with fine wire and solder. Don't just bridge the gaps with solder; if you do, cracks and future problems are a certainty.

Bad IR LED

Test the LEDs with an external power supply (using a current-limiting resistor) and an IR detector like the one discussed last month. If you don't have (or want to build) an IR detector, you could substitute a visible-light LED and see if it lights when keys are pressed. If the LEDs appear not to work, use an oscilloscope or DMM to monitor the voltage across them to make sure they are getting a signal. If you use an oscilloscope to monitor the drive to the LEDs, you should see the pulse-code-modulated carrier. If you determine that the IR LEDs are faulty, you can replace them with any readily available high-intensity IR LEDs.

Bad IC

Generally there is one single IC in each remote. If it is a custom chip, throw the remote away! Check each pin on the IC with an oscilloscope to determine if it is really dead. A note from one of my followers, Duane P. Mantick suggests, "An awful lot of IR remotes use ICs from the same or similar series. A common series comes from NEC and is the uPD1986C which, incidentally is called out in the NTE replacements book as an NTE1758. Many of those chips are cheap, not too difficult to find, and are in easy-to-work-with 14- or 16-pin packages. Unless you have no soldering or desoldering skills, replacement isn't difficult.

Alternatives to Repair

There are a large number of preprogrammed universal remotes available for use as replacements, starting at about \$10. They are set up by inputting a code number for each piece of equipment you want to control. One piece of advice with these: Don't lose the instruction manual or you will not know what the codes are or how to enter them if the remote happens to lose its memory or

the batteries go dead. Also be sure to write the settings in ink on a label on the back of the unit and slip the same information on a small piece of paper inside the battery compartment.

You should note that there are a couple of drawbacks to these as well. One is that you won't necessarily be able to control everything that you could with the original remote, especially if your unit and remote was loaded with bells and whistles. Another is that if the gear you want to control is a little more obscure, you should make sure that the universal remote can handle it.

If either of those points presents a problem, universal learning remotes are available at a higher cost, about \$25 and up. The better ones are capable of memorizing all of the actual signals sent by your original remotes by viewing the IR transmission directly. Of course your existing remotes must be working properly. The advantage of a learning remote is that it can be taught to perform setup, adjustment, and programming functions as well as those for normal operation.

A third alternative is to get an exact replacement from the original manufacturer. In many cases, however, that will cost quite a bit more—the average price for a replacement is a rather inflated \$40.

That's it for this month. Hope to see you again next issue with more basic servicing information to help you keep your home electronics running smoothly. **EN**

EQUIPMENT REPORTS

continued from page 15

wrong. If you are entering business-card information anyway, this software at least gives you a head start on the task.

All in all, the Personal Scanning Kit is a very versatile item to have in a small office. It lets you do those little things you often want to do with a personal computer, but usually can't. If you make money entering text, you could save time and effort with it. And if you dabble in desktop publishing, your new documents will sparkle with photos, custom logos, and more. It is also an easy and inexpensive way to add the ability to handle hard copy to your existing Fax modem.

For more information on the Personal Scanning Kit, contact Interactive Efx Corporation directly (1265 Birchwood Drive, Sunnyvale, CA 94089; Internet: www.interactive-efx.com), or circle 15 on the Free Information Card. **EN**




NEW LITERATURE

USE THE FREE INFORMATION CARD FOR FAST RESPONSE

The Digital Organization: AlliedSignal's Success with Business Technology

by James D. Best
John Wiley & Sons, Inc.
605 Third Avenue
New York, NY 10158-0012
Tel: 1-800-225-5945
Web: <http://www.wiley.com>
\$29.95



CIRCLE 338 ON FREE INFORMATION CARD

A "digital organization" is a company that has integrated information technology into its infrastructure. This book shows you how to develop and implement a business strategy that will transform your company

into a successful digital organization.

As head of AlliedSignal's Computing and Network operations, the author was responsible for melding the three companies—Bendix, Garrett, and Allied Chemical—that made up Allied's foundation into one. His task was to create a stronger communications and networking system between three disparate business sectors. By adapting available technology to the needs and objectives of his company, the author helped develop a solid strategy that, in effect, combined Allied's parts and made them into a unified whole—and one of the most successful digital organizations around.

The book delivers the blueprint you need to make information technology initiatives a vital and effective part of your company's infrastructure. With clear explanations and straightforward advice, it reveals the details of designing a game plan that integrates your people, processes, and computer systems. Real-world examples from a variety of high-

tech companies illustrate how to incorporate computer culture into your business and effectively manage and align computer operations with the rest of your organization. An easy-to-follow, seven-step program offers insights on building and managing an information technology department, identifying technologies that will support your company's overall purpose, and funding information technology initiatives.

Embedded Microprocessor Systems: Real World Design

by Stuart R. Ball
Butterworth-Heinemann
313 Washington Street
Newton, MA 02158-1626
Tel: 617-928-2500
Fax: 617-928-2620
Web: <http://www.bb.com/el>
\$29.95



CIRCLE 339 ON FREE INFORMATION CARD


This book presents an introduction to the design of embedded microprocessor systems from concept through debugging. Unlike many microprocessor books, this one is not limited to any specific processor family. Instead, it describes interfaces and operations of several families, with an emphasis on cost and design trade-offs. Two complete embedded systems are used throughout to illustrate specific concepts.

The text includes many practical examples and tips, and points out potential pitfalls—which can help prevent time-consuming and expensive mistakes. Particularly important is the chapter on interrupts, which includes detailed

descriptions of possible problems and warnings on what to avoid.

Flip Chip Technologies

edited by John H. Lau
McGraw-Hill, Inc.
11 West 19th Street
New York, NY 10011
Tel: 1-800-822-8158
\$79



CIRCLE 340 ON FREE INFORMATION CARD

The use of flip chip technologies can help designers keep pace with two trends in the electronics industry—making products smaller, thinner, shorter, and faster, while at the same time making them more friendly,

functional, powerful, reliable, and less expensive. This one-stop guide to flip chip technologies is aimed at professionals who are active in flip chip and multi-chip module (MCM) research and development; those who want to master flip chip and MCM problem-solving methods; and those who must choose a high-performance and cost-effective design and high-yield manufacturing process for their interconnect systems. It meets the reference needs of design, material, process, equipment, manufacturing, quality, and system engineers, as well as technical managers working in electronic packaging and interconnection.

Contributions from a wide array of experts cover the most advanced research and solutions in the flip chip technologies today. The book includes discussions of solder-bumped, conductive-polymer, anisotropic-conductive, wired, and TAB flip chip technologies, among others.

continued on page 58



NEW PRODUCTS

USE THE FREE INFORMATION CARD FOR FAST RESPONSE

Digital Sampling Oscilloscopes

Two digital sampling oscilloscopes (DSOs) from Virtual Tools, Inc. have maximum sampling rates of 20 MHz and 40 MHz with 8-bit resolution. Both


rechargeable battery option is available for the eight-channel adapter.

The Virtual Tools Bench software runs in Windows 3.1 or higher and can

40-MHz DSO costs \$249, the two-channel interface adapter costs \$39, and the eight-channel adapter costs \$79 (\$99 with the battery-power option). The software is included. Instrument bundles are available at reduced prices.

VIRTUAL TOOLS, INC.

725 Southgate Court
Oceanside, CA 92057
Tel: 619-940-0259
Fax: 619-940-1427
E-mail: vttools@virtualtools.com
Web: <http://www.virtualtools.com>



CIRCLE 20 ON FREE INFORMATION CARD

Industrial ScopeMeter

The Fluke ScopeMeter 123 combines the three most frequently used service tools—oscilloscope, multimeter, and recorder—in a small, battery-powered tool that offers all the measurement functionality needed to do an effective service job. The multifunction, industrial handheld instrument provides fast answers for troubleshooting machinery, instrumentation, and control and power systems. The ScopeMeter 123's small size and its "connect and view" simplicity provide engineers and technicians with one versatile tool that covers just about all front-line troubleshooting tasks.

When the ScopeMeter 123 test tool is used to check several test points, the user will always get a stable waveform on the display. No matter what the signal looks like, all signal detail will be revealed, including spikes, noise, and even the complex waveforms used in motor drives. Proprietary circuitry continuously analyzes input signals, and the microprocessor analyzes that information to control the instrument settings. With hands-free connect-and-view operation, no button pushing is needed to display a stable and reliable signal, even when a new test point is probed.

The ScopeMeter 123's newly developed shielded test lead not only takes multiple meter readings, capacitance and resistance measurements, and continuity

DSOs feature 24 sampling rates, seven sampling depths with a maximum of 32K samples, and six input voltage ranges. The internal trigger-level adjustment spans the full 8-bit range with positive or negative slope selection. Alternate trigger sources include external and a manual trigger located on the probe. The user can also choose data collection after the trigger, before the trigger, or half before and half after the trigger. The DSOs are packaged in 5- by 1/2-inch probe-style cases with five-foot connection cords.

The digital sampling oscilloscopes connect to the host IBM or compatible PC via a standard parallel port with one of Virtual Tools' interface adapters. The adapters, which are available with either two or eight channels, allow interaction between the connected instruments. A

run on PCs or laptops with 4 megabytes of RAM. The program is structured with separate data-display and instrument-control surfaces. That approach allows appropriate instrument-control surfaces to be called up as needed while otherwise leaving maximum screen space available for data display. The type of instrument connected to each channel is detected by the software, and a default control surface is automatically installed. The user can select alternate control surfaces for each channel. Up to four data-display windows can be selected for display in each window independently, which allows multiple views of the data. Collected data can be saved for later display or export to other programs.

The 20-MHz DSO costs \$199, the

continued on page 59

How to Become a Better Coder

MY APRIL COLUMN (“HOW NOT TO BE A BAD CODER”) RESONATED WITH LOTS OF READERS, MANY OF WHOM HAD WAR STORIES OF THEIR OWN TO SHARE. SEVERAL PEOPLE, HOWEVER, ASKED RELATED QUESTIONS, WHICH IN ESSENCE BOILED

down to this: “I know my coding is not as good as it could be. How can I make it better?”

As I began thinking about it, the question appeared more and more intriguing. Much of my initial thinking centered around the technical aspects of programming. (Learn CPU architecture, memory architecture, object-oriented programming, . . . etc., etc., etc., *ad nauseum*.)

Later I realized that all the technical things I had been considering were really

limited aspects of the overall answer. I also realized that there is not a single one-size-fits-all answer.

If you assume that programming ability follows a normal distribution curve, we can simply lop off both ends. Those at the top don't need any help, and those at the bottom won't benefit no matter what we do. So our real audience is the 80% in the middle; those individuals exhibit a broad range of programming skills, a broad range of other skills, broad knowl-

edge of other domains (both technical and practical), and a broad range of personality types. In most real-world situations, the other issues will be as important, if not more so, than raw technical ability.

That's not to say that a narrowly focused specialist with the personality of a dead moose can't succeed. However, well-rounded individuals will always be more valuable both to themselves and to the businesses that hire them.

Programming is Not Just Programming

The reason for that last statement is that in most real-world situations, programming is not just programming. It is not a “pure” activity, without constraint, like proving theorems. Rather, it is an engineering activity that almost always involves complex trade-offs among cost, schedule, product quality, design purity, resource usage, speed, integration, and other factors.

One key element of becoming a better programmer is to be able to recognize, evaluate, and act on each element of the trade-off matrix. That type of knowledge can only be gained through experience. But if you just rush through your programming experience like a freight train through the countryside, you won't learn anything. Rather, you will be wasting your time. To avoid wasting time, I suggest the following:

After each “increment” of programming experience, which could be as large as an entire project or as small as a single line of code, ask yourself what went right, what went wrong, and what you can do to maximize the former and minimize the latter. Then act on the answers that you come up with.

If you can retain a receptive state of

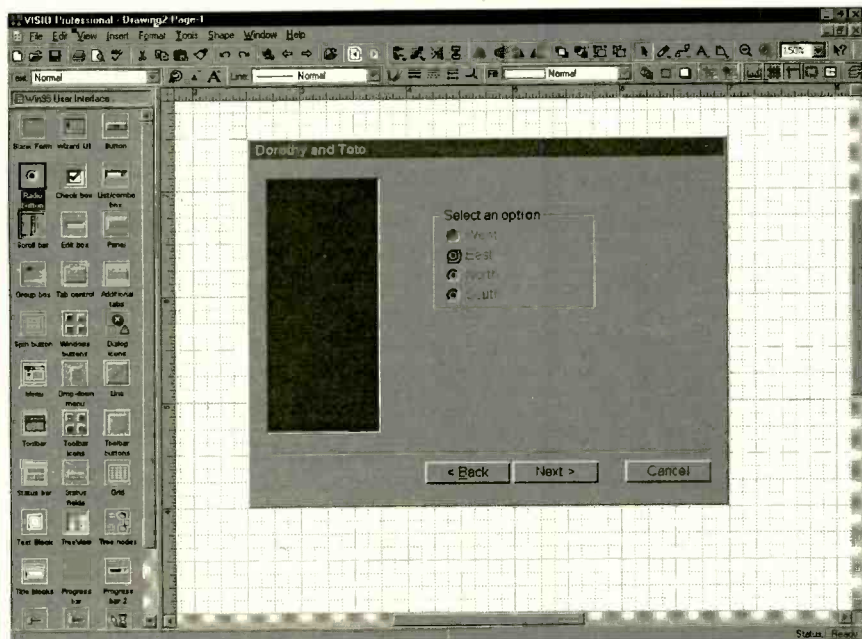


FIG. 1—IS THIS A NEW WIZARD FOR THE INHABITANTS OF OZ? No, it's a Visio user-interface design template. Visio is the drawing program for people who work with ideas.

mind, you might find that you develop the ability to "receive messages" in real-time about your work process. (Yes, you are both transmitter and receiver.)

Cost and budget pressures serve to lower the signal-to-noise ratio of those messages. Cost and budget also tend to increase the stress factor, which gives a positive feedback loop. In other words, as stress increases, receptivity decreases, which lowers performance, which increases stress, and so on.

You'll find that most of what you learn has nothing to do with technical knowledge. The most valuable items concern the setting or context in which you do your work, including the people you work with and for, the types of problems you work on, time and financial constraints, and how you approach the problems you encounter.

Of course, without some modicum of technical ability, all that other stuff is irrelevant. If you're not a technical genius to begin with, you're not going to become one. But whatever your skill level, you can become more effective, more efficient, more valuable, more highly paid, and more satisfied.

Hints

To help you along in the process of becoming a better coder, here is a selection of thoughts focused on how to improve competence, technical and otherwise:

Don't reinvent the wheel. Probably 99% of all application-related computing problems have already been solved. Be aware of prior solutions, so you can either reuse or improve them. Being aware of prior solutions also helps you to not embarrass yourself with an incorrect or inefficient solution.

View problems as systems. No man is an island. Nothing exists in isolation. Everything can potentially affect everything else, particularly in software. Get in the habit of seeing systems as collections of interactive components whose collective behavior defines the nature of the system.

Read a lot. Stay on top of what the current issues, trends, and even fads are in your area of interest. Know what solutions already exist, and what their strengths are. If you have any interest in developing your own products, look for gaps or products with major limitations.

Write a lot. Practice doesn't make you perfect, but it keeps you mentally limber, and it puts you in the frame of

mind to receive process-improvement messages.

Continually reinvestigate fundamentals. Cramming for the CS-101 final may get you through college, but it won't make you a better programmer. While I'll be the first to admit that it's hard, occasional reviews of algorithms, data structures, language fundamentals, and the like will improve your problem-solving ability.

Keep priorities straight. Everyone who has worked in a technical position in industry for longer than five minutes has gotten sidetracked into technical debate about (and even development of) subsidiary features that do not have a major impact on the overall product. Know what your goals are, even if your manager doesn't. Always keep those goals in mind, and you will succeed.

Only optimize where it's worth it. A corollary of the preceding is that not all parts of any given project are equally performance sensitive. Instrument your code to detect bottlenecks, and focus there. Any time you're optimizing without a specific objective in mind, you're squandering resources.

Technically interesting does not equal value to the project. Another corollary is that all components of a project must work, not just the "interesting" ones. Don't fool yourself about what needs to be done. Always keep the forest in mind while working on individual trees.

Strive for simplicity; be suspicious of complexity. Don't be simple-minded, but seek to recognize (in the problem domain) and create (in your code) patterns. That's really what object-oriented

programming is all about: Creation of a hierarchy of patterns, with the hierarchical structure itself informing and enforcing relations among the elements of the hierarchy. If you can't explain something, it's not simple. Nor do you understand it well enough.

Stay in touch with the community. Know what people in your physical locale and mental domain are thinking and feeling. If you find yourself thinking and feeling vastly different things, you may want to change jobs.

Work with a mentor. Lose your ego. Get your code reviewed by experts. Learn from what they say, and don't take it personally. Try to institute code reviews and design walk-throughs on the job. Younger members will learn, and senior members (and management) can stop little problems from becoming big ones.

Practice "spiral learning." Learn everything you can about components. Get a broad background, but also focus in detail on several complex, specific examples. Then learn everything you can about a single small system. Then tackle a larger system. Then another. Then another. With maybe a dozen small systems under your belt, you'll be ready to attack system integration. (Here learn does not mean study. It means build and make work. If you fail occasionally, so be it; you'll still learn.) All that will keep you busy for ten to twenty years; then you'll be ready to lead and advise others.

Win95 Port I/O Revisited

Last month I presented a technique for directly accessing I/O ports under Windows 95. In the back of my mind was a rule that I probably should have made explicit, to wit: The proper way to access ports in Win95 is via a virtual device driver, or VxD. The subject of VxDs is complex. A good source for understanding VxD architecture is Andrew Schulman's *Unauthorized Windows 95*. For coding VxDs, you'll almost certainly want to get a copy of Vireo's VToolsD.

Visio 4.5

Visio is the drawing program for anyone who needs to represent ideas pictorially. I was enthusiastic about the program when it came out in 1992; I remain as enthusiastic as ever.

In a nutshell, Visio provides a stencil-based drag-and-drop drawing system. Stencils hold shapes, which range from circles and rectangles to transistors and

continued on page 60

RESOURCES

Unauthorized Windows 95
by Andrew Schulman (\$39.99)
IDG Books, 1994
ISBN: 1-56884-305-4

VToolsD (\$495)
Vireo Software, Inc.
21 Half Moon Hill
Acton, MA 01720
Tel: 508 264-9200
Internet: www.vireo.com

Visio Technical 4.5 (\$299)
Visio Professional 4.5 (\$349)
Visio Corporation
520 Pike Street
Suite 1800
Seattle, WA 98101
Tel: 800 248-4746, 206 521-4500
Internet: www.visio.com

Q & A

continued from page 16

After etching, the toner is hard to remove from the copper. Most solvents don't work; Rick Detlefseg wrote to tell us that lacquer thinner does. Lacquer thinner is toxic, flammable, and smelly; so it should only be used outdoors.

Frequency Display Found

In the March issue, reader P. W. asked about an add-on digital frequency display for a shortwave receiver. We've found one—a kit made by Almost All Digital Electronics, 1412 Elm St. S.E., Auburn, WA 98092. It works with any receiver IF up to 32 MHz and sells for \$49.95. Full information is available on the Internet at <http://www.aade.com>.

More CCD Resources

Regarding J.G.'s question on CCD devices in the February installment of this column, thanks to Derek Koonce of Supertex, Inc., we have the following additional sources of information:

- Dalsa, Inc., 550 Parkside Dr., Waterloo, Ontario, Canada N2L 5V4 (*CCD Image Sensors* data book and application notes);
- EG&G Reticon, 245 Potrero Ave., Sunnyvale, CA 94086 (*Image Sensing Products* data book);
- Fairchild Weston-Schlumberger, 1801 McCarthy Blvd., Milpitas, CA 95035 (*CCD Solid State Imaging* data book);
- Thompson Components, 550 Mt. Pleasant Ave., Dover, NJ 07801 (book titled *The CCD Image Sensor*, a very good reference);
- Photometrics, 2010 N. Forbes Blvd., Tucson, AZ 85745 (*Charge-Coupled Devices for Quantitative Electronic Imaging*).

Writing to Q&A

As always, we welcome your questions; write to: Q & A, Electronics Now, 500 Bi-County Blvd. Farmingdale, NY 11735. The most interesting ones are answered in print. Due to the volume of mail, we regret that we cannot give personal replies.

EN

Wavetek. The Way Value Is Measured.

For the best values in digital multimeters everyone is turning to the Wavetek XT Series. Each of these full-function DMMs measures voltage, current, resistance, and also a set of additional electrical or electronic properties you work with every day. Inductance. Capacitance. Frequency.


Temperature. There is an XT Series DMM right for you. With oversized character displays, these DMMs are as easy to read as they are to use. All have fully fused current inputs and input warning beepers to protect you and the meter. Each comes with safety test

leads and are approved to IEC1010-1 safety standards.

Our commitment to reliability and high quality is backed by the industry's only "No Hassle" warranty program. If your XT Series meter requires warranty service, your local dealer replaces it immediately. Call today for full details and the names of your local Wavetek distributors. You'll find that when it comes to Wavetek performance and price, nothing else measures up.

Wavetek Corporation
9145 Balboa Avenue, San Diego, CA 92123
(800) 854 2708

WAVETEK



27XT

A unique combination of DMM and component checking in a single meter

- Inductance
- Capacitance
- Logic
- Frequency

Accessories include current clamps, RF & HV probes, temperature converters, holsters, boots and carrying cases.

23XT

Electronic and electrical test functions for general duty and HVAC/R.

- VAC Safety Test
- Temperature
- Transistor
- Logic

25XT

A full Center in a DMM, and more! Ideal for AV, cell-phone & antenna matching, component inspection.

- Full Capacitance 0.1pF to 20mF
- Capacitance Zeroing & Test Slots

28XT

A thermometer + DMM for HVAC/R, building or plant maintenance.

- Temperature
- Capacitance
- Frequency
- Max-Hold

85XT

A precision True RMS reading DMM, ideal for equipment like copiers.

- 4 1/2 digit Accuracy
- True-RMS
- Frequency
- Duty Cycle

LCR55

Full-function LCR, extra test features for "best-buy" in a component checker.

- Inductance
- Capacitance
- Resistance
- Transistor
- Dual Diode



CIRCLE 98 ON FREE INFORMATION CARD

RETAILERS THAT SELL OUR MAGAZINE MONTHLY

Alaska

Frigid North Co.
1207 W. 36th Avenue
Anchorage, AK 99503

California

California Electronics
221 N. Johnson Ave.
El Cajon, CA 90202

Ford Electronics
8431 Commonwealth Avenue
Buena Park, CA 90621

All Electronics
14928 Oxnard Street
Van Nuys, CA 91411

Gateway Electronics of CA
9222 Chesapeake Drive
San Diego, CA 92123

Mac's Electronics
191 South "E" Street
San Bernardino, CA 92401

Electronics Warehouse
2691 Main Street
Riverside, CA 92501

Orvac Electronics
1645 E Orangethorpe Ave.
Fullerton, CA 92631

Sav-On Electronics
13225 Harbor Blvd.
Garden Grove, CA 92643

JK Electronics
6395 Westminster Blvd.
Westminster, CA 92683

Marvac Dow Electronics
980 S. A Street
Oxnard, CA 93030

Kandarian Electronics
1101 19th Street
Bakersfield, CA 93301

Whitcomm Electronics
105 W. Dakota #106
Clovis, CA 93612

Marvac Dow Electronics
265-B Reservation Road
Marina, CA 93933

Minuteman Electronics
37111 Post St., Suite 1
Fremont, CA 94536

HCS Electronics
6819 S. Redwood Drive
Cotati, CA 94931

Halted Specialties Co.
3500 Ryder Street
Santa Clara, CA 95051

Metro Electronics
1831 J Street
Sacramento, CA 95814

HSC Electronics
4837 Amber Lane
Sacramento, CA 95841

Colorado

Gateway Electronics of CO
2525 Federal Blvd.
Denver, CO 80211

Centennial Electronics
2324 E. Bijou
Colorado Sps., CO 80909

Connecticut

Signal Electronics Supply
589 New Park Avenue
W. Hartford, CT 06110

Cables & Connectors
2198 Berlin Turnpike
Newington, CT 06111

Electronic Service Prod.
437 Washington Avenue
North Haven, CT 06473

Georgia

Norman's Electronics, Inc.
3653 Clairmont Road
Chamblee, GA 30341

Illinois

Tri State Elex
200 W. Northwest Hwy.
Mt. Prospect, IL 60056

Maryland

Mark Elec. Supply Inc.
5015 Herzel Place
Beltsville, MD 20705

Amateur Radio Center
1117 West 36th Street
Baltimore, MD 21211

Massachusetts

U-Do-It Electronics
40 Franklin Street
Needham, MA 02194

Michigan

Purchase Radio Supply
327 East Hoover Avenue
Ann Arbor, MI 48104

Norwest Electronics
33760 Plymouth Road
Livonia, MI 48150

The Elec. Connection
37387 Ford Road
Westland, MI 48185

Elec. Parts Specialists
711 Kelso Street
Flint, MI 48506

Minnesota

Acme Electronics
224 Washington Avenue N.
Minneapolis, MN 55401

Missouri

Gateway Electronics Of MO
8123-25 Page Blvd.
St. Louis, MO 63130

William Elec & Ind Supply
803 Davis Blvd.
Sikeston, MO 63801

New Jersey

Lashen Electronics Inc.
21 Broadway
Denville, NJ 07834

New York

Sylvan Wellington Co.
269 Canal Street
New York, NY 10013

R&E Electronics
4991 Rt. 209
Accord, NY 12404

Unicorn Electronics
Valley Plaza
Johnson City, NY 13790

Ohio

Philcap Electronic Suppliers
275 E. Market Street
Akron, OH 44308

Oregon

Norvac Electronics
7940 SW Nimbus Avenue
Beaverton, OR 97005

Pennsylvania

Business & Computer Bookstore
213 N. Easton Road
Willow Grove, PA 19090

Texas

Mouser Electronics
958 N. Main Street
Mansfield, TX 76063

Tanner Electronics
1301 W Beltline
Carrollton, TX 75006

Electronic Parts Outlet
3753 B Fondren
Houston, TX 77063

GMD Electronics
2625 S. Loop Hwy.
Alvin, TX 77511

Electronic Parts Outlet
17318 Highway 3
Webster, TX 77598

Washington

Amateur Radio Supply Co.
5963 Corson Ave., Ste 140
Seattle, WA 98108

Wisconsin

T.V.-VCR Repair
1306 W. Madison St.
P.O. Box 64257
Milwaukee, WI 53204

If you'd like to sell our magazine in your store,
please circle 210 on Free Information Card.

ANTHONY J. CARISTI

Operating the air conditioner in a vehicle is not free. It takes precious fuel to provide the horsepower that is demanded by the A/C compressor. Automotive manufacturers have helped reduce that demand by using a clutch system that allows the compressor to operate only when needed. In such systems, the A/C clutch is controlled by a pressure switch or thermostat that responds to the cooling needs of the passenger compartment.

In addition, the poorest fuel economy always occurs when the vehicle is accelerating or climbing a grade. On the other hand, very little fuel is used during coasting or braking. In fact, when the brakes are applied, the vehicle's kinetic energy—created by the engine to begin with—is purposely turned into heat and wasted. That acceleration/deceleration sequence is repeated as the vehicle is driven.

Consider this: The load of the air-conditioning compressor is actually a benefit when decelerating and braking, since it helps stop the vehicle. At other times, it is an additional load on the engine, using extra fuel. Therefore, if the air conditioning compressor could be somehow turned off during heavy accel-

erating and allowed to run when needed the rest of the time, less fuel would be used to operate the A/C system.

The Smartbox described here helps synchronize the compressor with the load demand on the engine, so that the compressor is off when accelerating, and on when coasting or braking. When the Smartbox allows compressor operation, the A/C system is under its normal pressure switch/thermostat control. Without the added load of an A/C compressor when the engine is working extra hard, the Smartbox will save fuel.

An additional benefit provided by the Smartbox is to improve vehicle performance by temporarily disabling the compressor during accel-



*Increase fuel economy while
improving your vehicle's performance*

BUILD THE SMARTBOX

ation. With the compressor off, all available horsepower can be used to increase vehicle speed. That can be an important safety feature.

The Smartbox, contained on a small printed-circuit board, is easily connected to the wiring system of any vehicle. It is completely automatic in operation and never needs attention. The only operating control is an override switch that allows the driver of the vehicle to disable the Smartbox and return the A/C system back to its normal, unsynchronized operation. A pair of light-emitting diodes let you see what the Smartbox is doing at all times.

How it Works. The intake manifold of gasoline engines is always under a partial vacuum. Vacuum is sometimes expressed in inches of mercury, where a perfect vacuum is equal to about 30 inches. The level

of vacuum produced in a gasoline-powered engine is always less than 30 inches, and varies with the load on the engine.

When idling, a gasoline engine will produce between 15 and 22 inches of vacuum. When the vehicle is cruising on a level roadway, the vacuum decreases to about 10 to 18 inches. When accelerating or climbing a hill, engine vacuum falls to less than 10 inches of mercury and can be close to zero during full-throttle conditions. The variation of engine vacuum can be used to directly measure how hard the engine is working. A special sensor is used by the circuit to measure engine vacuum, and that enables the Smartbox to determine under what conditions the vehicle is being driven.

About the Circuit. The schematic diagram for the Smartbox is shown

in Fig. 1. The circuit is powered by a 12-volt source that is active only when the ignition of the vehicle is turned on. In that way, the Smartbox will not drain battery current when the vehicle is not being driven. Protection from voltage transients is provided by D1, R1, and C1. The supply voltage is regulated to 9 volts by IC1 for the remainder of the circuit. The Smartbox shows that the regulator is working by lighting LED1.

The heart of the Smartbox is SEN1, a modern solid-state differential-pressure sensor. That sensor is made up of a silicon substrate to which a set of piezo-resistors is attached. Those resistors are designed to change value if the substrate is stressed or bent in any way.

The silicon substrate creates two chambers. A port for each chamber lets positive or negative differences in pressure be measured by

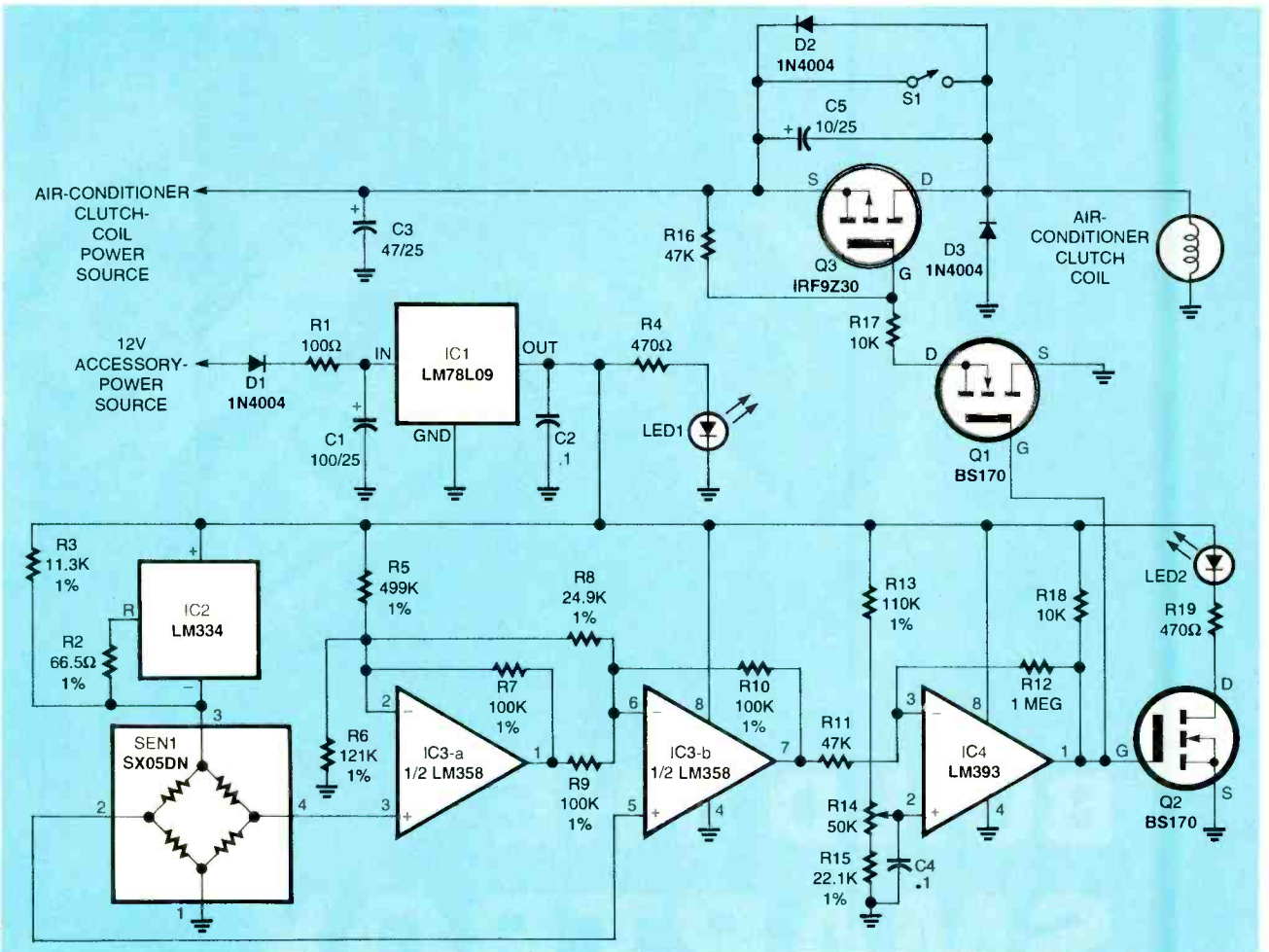


Fig. 1. The Smartbox senses when an automobile's engine is working hard, and cuts out the air-conditioner compressor to improve performance and save money. Using metal-film resistors makes the circuit stable over a wide temperature range.

the sensor. For the Smartbox, one port is exposed to the atmosphere as a reference, and the other is connected to the engine's intake manifold by means of a rubber hose. That lets the sensor respond to variations in engine vacuum.

The resistors within the sensor are wired together in a Wheatstone-bridge configuration. The values of the resistors are such that the bridge is balanced when no stress is placed upon the substrate. Any pressure difference between the two chambers of the sensor caused by engine vacuum will result in mechanical stress being placed upon the substrate, and thus produce a predictable amount of bridge unbalance.

configured as a differential amplifier with a gain of 10. The gain is set by resistors R5–R10. A 1.8-volt offset is created by R5 and R6. That offset voltage is added to the sensor voltage. Thus, the output voltage of the amplifier, measured at pin 7 of IC3, is at 2.7 volts during normal cruising conditions. That voltage represents the load on the engine, and will vary with throttle position.

The output of IC3-b is connected to the positive input to IC4, a voltage comparator. The negative input of IC4 is set to a reference voltage by R13, potentiometer R14, and R15. The use of potentiometer R14 lets the Smartbox be calibrated to any particular vehicle for the best balance between economy and

of Q3 is driven by the compressor-clutch feed wire, and the drain terminal is connected to the clutch coil. As IC4 switches back and forth between 0 and 9 volts, the A/C compressor of the vehicle will be under control of the Smartbox as indicated by LED2. However, under cruising conditions, the compressor will still cycle in accordance with the A/C system's pressure switch/thermostatic control.

During a sustained hill-climb or when starting the vehicle after it has been parked in full sunlight, it might be desirable to have full-compressor operation. An override switch, S1, has been provided to allow the A/C system to generate full cooling power regardless of engine operating conditions.

Construction. The Smartbox circuit is not critical and may be hard-wired on a perfboard using good construction techniques. Alternatively, a foil pattern for a single-sided PC board is provided. If desired, an etched and drilled PC board is available from the source given in the Parts List.

If you use a PC board from the foil pattern or from the source given in the Parts List, follow the parts-placement diagram in Fig. 2 for component location.

For maximum reliability under the various conditions of vibration present in a vehicle, it is recommended that the integrated circuits be soldered directly to the circuit board. Be sure to install all polarized components with the correct orientation. One part placed backwards in the circuit will prevent the Smartbox from working and could cause damage to one or more components.

For circuit accuracy and stability be sure to use metal-film resistors where specified in the Parts List. Ordinary carbon resistors are not temperature stable and should not be used in place of metal-film types.

Although Q3 is a power transistor that will handle the current for the A/C clutch, it operates relatively cool so no heat sink is required. It should be mounted to the board with a machine screw and nut.

The pressure sensor is mounted

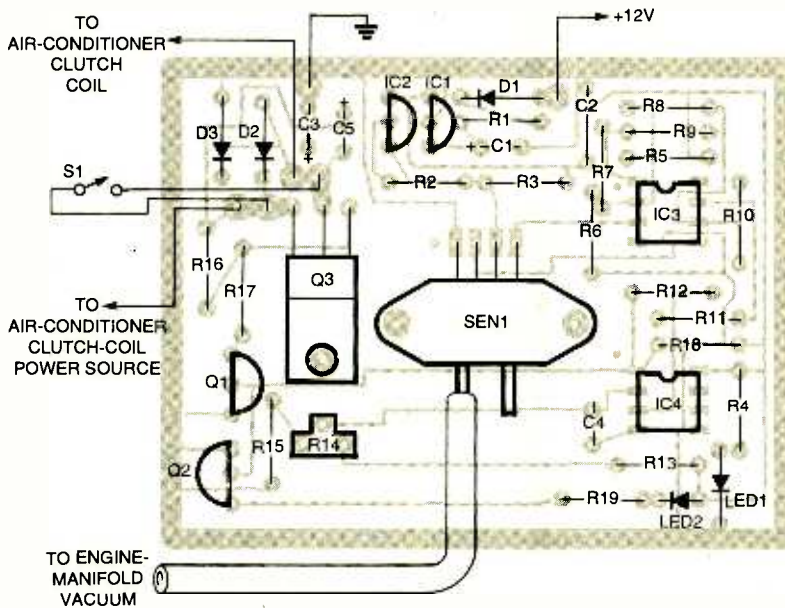


Fig. 2. Use this parts-placement diagram when building the Smartbox. Pay close attention to the orientation of polarized components, especially SEN1.

The sensor resistors are driven by a temperature-compensating constant-current source provided by IC2, R2, and R3. The differential output of the sensor, measured between terminals 2 and 4, will be 90 millivolts or more during normal cruising conditions. When the engine is called upon to deliver more power, the voltage will drop below 90 millivolts as determined by the throttle setting and load on the engine.

The output of SEN1 is amplified by IC3. The two sections of IC3 are

performance. Since the output voltage at pin 7 of IC3-b will decrease as engine load increases, R14 can be set to the neutral point between cruising and accelerating.

When the Smartbox calls for compressor operation, the output of IC4 will be about 9 volts. That turns on Q1, which in turn activates Q3 through voltage divider R16 and R17. At the same time, Q2 is activated, illuminating LED2.

The Smartbox turns the compressor on and off with Q3, a P-channel power MOSFET. The source terminal

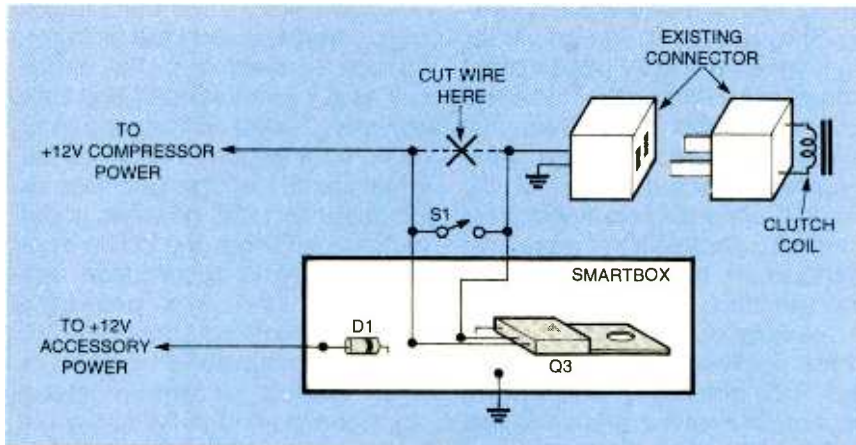


Fig. 3. Here's a typical Smartbox installation. Double-check the voltage polarities of the clutch-coil wire. If your vehicle supplies power to the clutch and turns the ground on and off, the wires to the Smartbox will have to be reversed. Hooking up the clutch wires backwards will destroy D2 and possibly Q3.

directly on the board. Care should be taken when handling the pressure sensor. Note the location of pin 1, which is designated by a small dot printed on its housing. Once the proper orientation of SEN1 is determined, bend the four leads gently, so that they are at right angles with the body of the part. Avoid placing stress on the terminals where they enter the housing. Use suitable hardware or RTV silicone-rubber adhesive to secure the sensor to the board. If screws are used to mount SEN1, do not overtighten them. Excessive stress on the sensor's plastic case might cause it to crack, destroying the sensor.

Four connecting wires are required, which should be no smaller than 16-gauge insulated stranded wire. Use different colors if possible to help avoid wiring errors. Be sure to allow sufficient lead length for the two clutch wires, which must pass through the firewall to the engine compartment of the vehicle.

When the printed circuit board is completed, examine it very carefully for opens, short circuits, and bad solder connections that might appear as dull blobs of solder. Any solder joint that is suspect should be redone by removing the old solder with desoldering braid, cleaning the joint, and carefully applying new solder. It is far easier to correct any possible problems at this stage rather than later if you discover that the Smartbox does not work.

The printed-circuit board should be placed into a small enclosure for

protection against dust and dirt. Drill holes in the enclosure for connecting wires, vacuum tubing, LEDs, and the override switch. Mount the board in the enclosure using suitable hardware. Do not install the Smartbox in the vehicle until instructed to do so later, after the checkout procedure is completed.

Checkout. To perform the checkout procedure, a well-filtered 12-volt DC power source is required, as well as a DVM or VOM. A common 12-volt automotive lamp such as a #1157 may be used to simulate the clutch load. The DC supply must be able to handle the lamp current, which is about 3 amps. Check the lamp with the power supply, before

starting, to be sure that they both work.

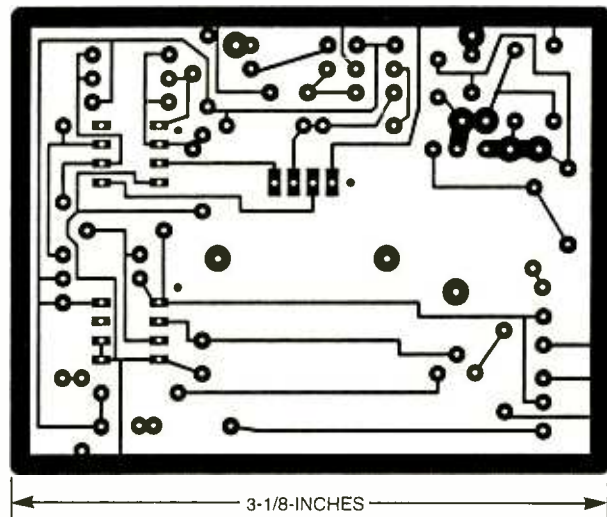
Connect the test lamp to the clutch wire of the circuit (drain of Q3), and circuit common. Apply 12-volt power to the accessory lead (anode of D1), and the clutch-power lead (source of Q3). Be sure to observe proper polarity. The voltage at the output terminal of IC1 should be 9 volts, and LED1 should be illuminated.

If the 9-volt reading is either too high or low, or the LED is not illuminated, remove power. Troubleshoot the circuit and correct the fault before proceeding with the checkout. Check the orientation of D1, C1, C2, C3, LED1, IC1, IC2, IC3, and IC4. Measure the resistance between the 9-volt power bus and circuit common to be sure there is no short circuit.

Once the supply voltage is correct, measure the voltage at pin 3 of SEN1. The reading should be about 6 volts. If it is incorrect, check the orientation of IC2, and the values of R2 and R3.

With the 9-volt regulator and IC2 operating properly, adjust R14 over its range and verify that LED2 and the test lamp are illuminated over part of the adjustment range, and extinguished over the remainder. Set R14 to the point where LED 2 and the lamp just go off.

Now take a length of suitably sized rubber tubing and carefully place it over the vacuum sensing



Here's the foil pattern for the Smartbox. The circuit is simple enough to fit onto a single-sided PC board.

PARTS LIST FOR THE SMARTBOX

SEMICONDUCTORS

- IC1—LM78L09 voltage regulator, integrated circuit
IC2—LM334Z constant-current regulator, integrated circuit
IC3—LM358N dual op-amp, integrated circuit
IC4—LM393N dual comparator, integrated circuit
D1-D3—1N4004 silicon diode
LED1, LED2—Light-emitting diode, red
Q1, Q2—BS170 N-channel MOSFET transistor
Q3—IRF9Z30 P-channel MOSFET transistor

RESISTORS

(All resistors are 1/4-watt, 1% metal-film units, unless otherwise noted.)

- R1—100-ohm, 1/4-watt, carbon-composition
R2—66.5-ohm
R3—11,300-ohm
R4, R19—470-ohm, 1/4-watt, carbon-composition
R5—499,000-ohm
R6—121,000-ohm
R7, R9, R10—100,000-ohm
R8—24,900-ohm
R11, R16—47,000-ohm, 1/4-watt, carbon-composition
R12—1-megohm, 1/4-watt, carbon-composition
R13—110,000-ohm
R14—50,000-ohm potentiometer
R15—22,100-ohm
R17, R18—10,000-ohm, 1/4-watt, carbon-composition

CAPACITORS

- C1—100- μ F, 25-WVDC, electrolytic
C2, C4—0.1- μ F, ceramic-disc
C3—47- μ F, 25-WVDC, electrolytic
C5—10- μ F, 25-WVDC, electrolytic

ADDITIONAL PARTS AND MATERIALS

- S1—SPST toggle switch
SEN1—SX05DN differential pressure sensor (SenSym)
Enclosure, hookup wire, rubber vacuum tubing, etc.

Note: The following items are available from: A. Caristi, 69 White Pond Road, Waldwick, NJ 07463: Etched and drilled PC board, \$9.50; SEN1, \$38.75; IC1, \$2.00; IC2, \$5.75; IC3, \$2.00; IC4, \$2.00; Q1, \$2.00; Q2, \$2.00; Q3, \$7.75. Please add \$5.00 postage/handling. SEN1 is also available from: SenSym, 1804 McCarthy Blvd., Milpitas, CA 95035, Tel: (408) 954-1100.

port of the pressure sensor as indicated in Fig. 2. Apply suction to the open end of the tubing with your mouth and note that it is possible to cause LED2 and the test lamp to light. If they remain lighted when the vacuum is removed from the tubing, gently apply pressure to the tubing to cause the LED and lamp to become extinguished again.

If you obtain the results outlined above, the checkout procedure is completed. If the circuit is not operational, verify that the tubing is attached to the vacuum port of the sensor. The voltage at pin 7 of IC3 should normally be about 1.8 volts, and should increase as vacuum is applied to the sensor. If it does not, check IC3 and all components associated with it.

If the sensor and IC3 are operating correctly, check the output voltage of IC4. It should switch between 9 volts and 0 as R14 is adjusted over its range. If that does not happen, check the orientation of Q1, Q2, D2, D3, and LED2. The values of R16 and R17 should also be checked. If everything else checks out, the transistors might need to be replaced.

Check the voltage at pin 2 of IC4 as R14 is rotated over its range to verify that it can be set both above and below the voltage at pin 7 of IC3. If not, check R13, R14, and R15. When pin 1 of IC4 switches to 9 volts, the test lamp is energized through Q1 and Q3, and LED 2 is activated by Q2.

Installation and Final Adjustment.

One final adjustment needs to be made before the Smartbox is permanently mounted in the vehicle. A typical installation in Fig. 3 shows how the Smartbox is connected to the electrical system of a vehicle. You must locate the cable harness that feeds the compressor-clutch coil, and a 12-volt accessory wire located anywhere in the vehicle.

To make the final calibrating adjustment, connect the 12-volt accessory lead (anode of D1) to any wire that is powered only when the ignition of the vehicle is turned on. Such a wire can be identified by using a DC voltmeter to verify power as the ignition switch is turned to the on position. Possible

choices are connections to the radio, windshield-wiper motor, or A/C-blower circuit.

The ground lead from the Smartbox can be connected to any metal part of the vehicle. You can either use an existing screw (cleaning the metal parts thoroughly) or drill a hole for a no. 8 sheet-metal screw. The remaining two wires of the Smartbox are fed through the firewall into the engine compartment.

Locate the power-feed cable to the compressor clutch, which usually has a two-wire connector that is plugged into the compressor assembly. One of the wires is ground and the other is the power feed. Cut only the power feed line at a convenient location. The insulation on each cut end is to be stripped back about 3/8-inch. Identify those ends as "power feed" and "clutch."

Connect the wire from the source of Q3 to the power-feed wire. The connection should be soldered and taped securely. The remaining wire from the connector is tied to the drain of Q3. Again, solder and insulate the connection carefully with electrical tape.

The last connection to Smartbox is the vacuum tubing. Find a source of raw engine vacuum that is not regulated in any way, such as the input side of the vacuum storage container for the heater/air-conditioning controls. Since today's vehicles have a multitude of vacuum-hose connections, you may wish to consult a chassis manual or your local auto mechanic to identify the proper vacuum source. Cut the line squarely at a convenient location, insert a "tee"-type hose splice, and attach the Smartbox's vacuum tubing to the third connection.

The final adjustment of R14 must be made under actual driving conditions with the A/C operating and the blower at high speed. That is best done on a warm or hot day. Choose a level stretch of highway for the adjustment procedure. For obvious safety reasons, an assistant should drive the vehicle as you calibrate the circuit.

Bring the vehicle up to a steady 55 MPH and adjust R14 so that LED2

(Continued on page 49)

BUILD THE REACT-TIME TESTER



Do you sometimes feel you're too tired, ill, or under the weather to operate machinery or drive a car? The React-Time Tester can measure your reaction time and show you if you're slowing down—even if you still feel fine.

JOHN FLEISCHER

The human brain is more powerful than the largest computer. Unfortunately, it doesn't have any built-in diagnostics or an umbilical plug for servicing. Often, a police officer or physician might need to test a person's brain function to determine if any coordination impairment exists. Brain performance can be affected by fatigue, drugs, injury, or old age. Various mental tests are used, some of which involve orientation, memory, attention, vigilance, learning, visual/audio perception, reasoning, language ability, and reaction time.

Reaction time is the interval between the application of a stimulus and the beginning of a response. Simple- and complex-reaction testing is regarded as a good indicator of cerebral integrity. Simple-reaction testing (response to a single visual or audible stimulus) reflects the level of "vigilance" of the central nervous system. Complex-reaction testing (response to different stimuli) measures the speed of decision making and response selection. The slowing of complex reactions is probably the most sensitive currently available behavioral index of advanc-

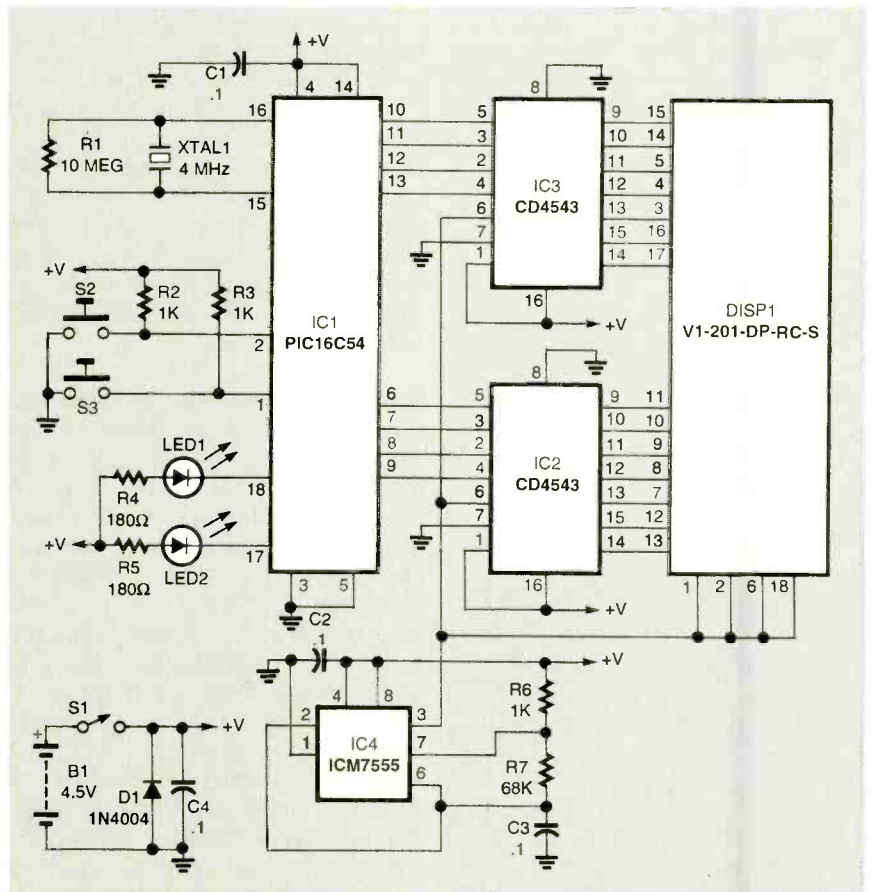


Fig. 1. The React-Time tester is a hand-held computer that measures reaction time. Using a programmed PIC microcontroller lets the actual hardware be very simple.

ing age in normal people. An older person typically has a reaction time that is 80 ms slower than that of a young person.

An interesting roadside survey of 240 young male nighttime drivers was done in 1994 by the Glostrup Police Department in Denmark. The study consisted of a questionnaire with self-assessment of tiredness followed by a simple visual-stimulus reaction-time test. The results of the response test matched up closely with the drivers' self-assessed level of fatigue. The data shows the validity of reaction testing and is proof that driving while tired is dangerous.

Just about all drugs (including

alcohol) will increase reaction time. That effect may not be completely perceived by the affected person, explaining the many accidents involving drunk drivers.

Reaction-time testing has practical uses and can be a lot of fun. The React-Time tester presented here is not a medical-grade device, but is intended for hobby and entertainment purposes only. Try it on your friends!

How it Works. The circuit for the React-Time, which is shown in Fig. 1, is built around IC1, a PIC controller. That controller, and the software program burned into it, controls

LED1 and LED2, measures the time it takes to press S2 and S3, and displays the results on DISP1. The display information is converted to a pair of BCD-to-seven-segment converters, IC2 and IC3. Liquid-crystal displays require a low-frequency squarewave in order to operate. A 100-Hz squarewave is generated by IC4 for the display.

When the unit is first turned on, the liquid-crystal display displays "00." To start a test, both buttons are pushed. The unit counts down from three. After a random delay, one or both LEDs are lit up. In order to turn a light off, the switch above the light must be pressed. The time delays between lighting the LEDs and pressing the buttons for nine tests are added together and displayed on the LCD as a number between 1 and 99.

The React-Time tester performs a complex-type reaction test that requires a decision. Three important body organs are involved in the test: the eye, the brain, and the hand. When you see light from the LEDs, your brain has to choose which buttons to press. The needed neuromuscular command is then sent to the hand. That takes a finite time that the React-Time can easily measure.

Software. The PIC chip must be programmed with the React-Time program before it can be used. Figure 2 shows the flow of the program. When the unit is turned on, the React-Time waits for both switches to be pressed to start a session. After a 3-second countdown, the switches are checked again. If they have been released, nine tests are performed. Each test waits a random amount of time and then the LEDs are lighted at random in one of three possible patterns. The elapsed time is counted until the proper switches are pressed. The elapsed times from nine tests are added together, and the result displayed. The program then loops back to the start of the program and waits for both switches to be pressed.

Construction. The React-Time can be built on perfboard with wire-wrap or point-to-point connec-

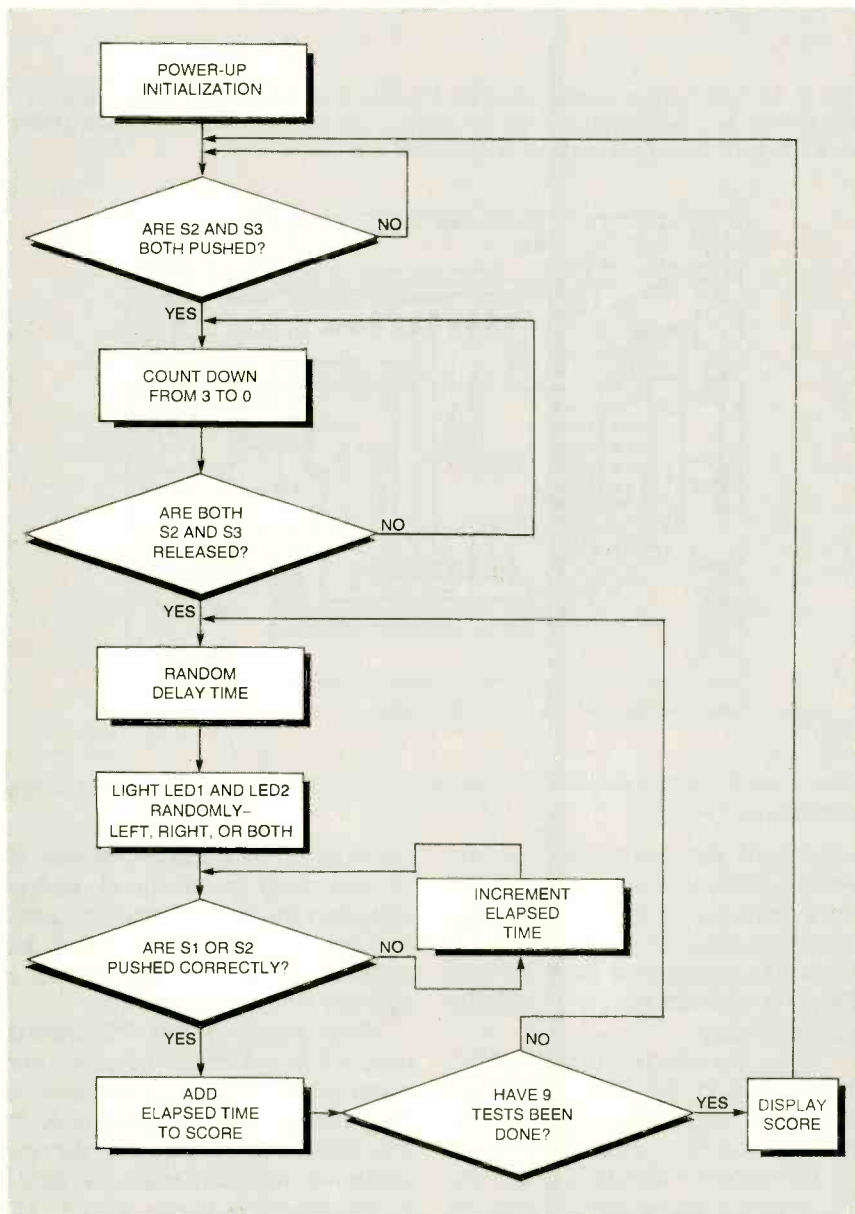


Fig. 2. The software for the React-Time follows this flowchart. It is simply a large loop that performs the test when triggered by pressing S2 and S3 together.

PARTS LIST FOR THE REACT-TIME TESTER

SEMICONDUCTORS

- IC1—16C54-RC/P microcontroller, integrated circuit
 IC2, IC3—CD4543BE BCD-to-7-segment display decoder, integrated circuit
 IC4—ICM7555IPA timer, integrated circuit
 D1—1N4004 silicon diode
 LED1, LED2—Super-bright light-emitting diode (Mouser 512-MV8112 or similar)
 DISP1—2-digit liquid-crystal display, Varitronix VI-201-DP-RC-S (Digi-Key 153-1003-ND or similar)

RESISTORS

- (All resistors are 1/4-watt, 5% units.)
 R1—10-megohm
 R2, R3, R6—1,000-ohm
 R4, R5—180-ohm
 R7—68,000-ohm

CAPACITORS

- C1—C4—0.1- μ F, ceramic disc

ADDITIONAL PARTS AND MATERIALS

- B1—4.5 volts, 3 AA batteries
 S1—Single-pole, single-throw switch (Mouser 103-R13-49A or similar)
 S2, S3—Normally-open, momentary contact (Mouser 103-1210 or similar)
 XTAL1—4-MHz crystal (Digi-Key X006 or similar)
 LED bushings, printed-circuit board, battery holder, case, hardware, etc.

Note: The following items are available from: Transolve Corp., PO Box 42203, Brookpark, Ohio 44142: Printed-circuit board, \$8.00; Pre-programmed IC1, \$8.00; Complete kit of all parts, \$41.00; Assembled and tested unit, \$51.00; Software documentation package, \$2.00. Please include \$4.00 shipping charges to US, \$6.00 to Canada, and \$8.00 for foreign orders. Ohio residents must add appropriate sales tax. Information on PIC programmers is available from: Parallax, Inc., 3805 Atherton Rd. #102, Rocklin, CA 95765. Tel: (916) 624-8333.

tions. For a neater project appearance, a PC board can either be etched or purchased from the source given in the Parts List. A foil pattern for a single-sided board has been supplied.

The PIC chip must be programmed with the React-Time software before it is installed in the unit. A pre-programmed chip is avail-

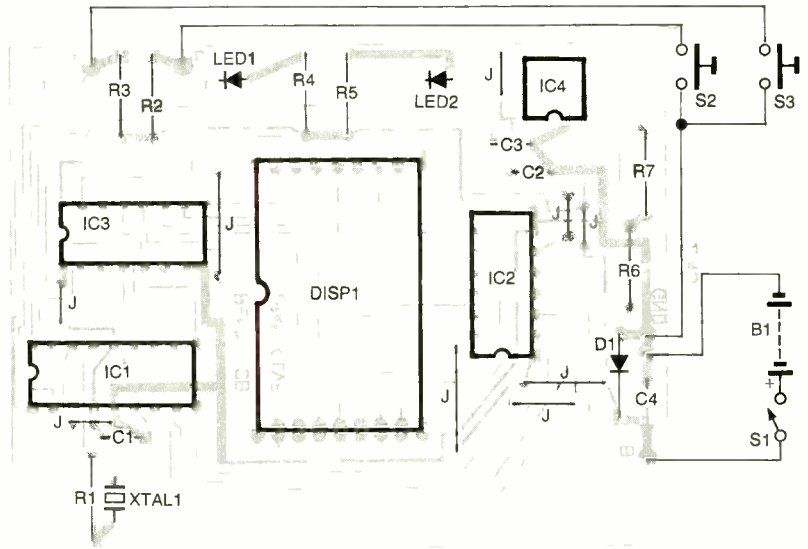
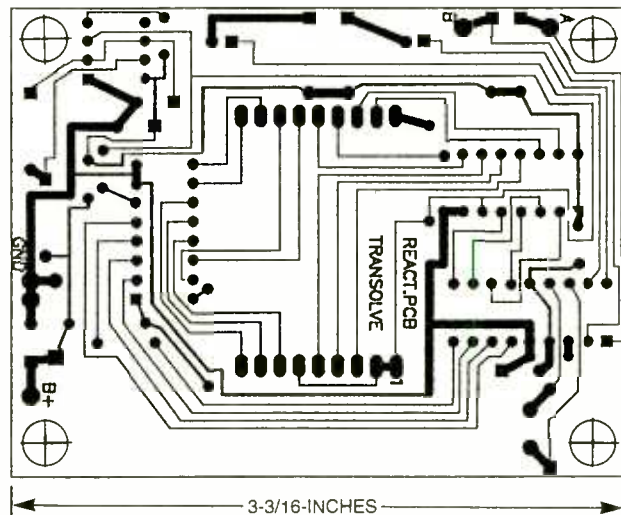


Fig. 3. Use this parts-placement diagram if you're building the React-Time with a PC board from the provided foil pattern. Be careful of the orientation of the ICs and DISP1. Don't forget to install the jumpers, or the board won't work.



Here is the foil pattern for the React-Time tester. The circuit is simple enough to fit onto a single-sided board.

able from the source given in the Parts List. If you wish to program your own chip, the source and object codes can be downloaded from the **Electronics Now** FTP site (<ftp://ftp.gernsback.com/pub/EN/reacttime.zip>).

If you are using a PC board from the source in the Parts List or the supplied foil pattern, follow the parts-placement diagram in Fig.3 for component location. Since the PC board is single-sided, there are a number of jumpers that must be installed for the unit to work proper-

ly. Double-check the orientation of all polarized components before soldering them. If a semiconductor is installed backwards, it might be destroyed the first time power is applied to the React-Time.

After building the PC board, mount it in a suitable box with two pushbuttons and a power switch. The battery holder can be glued to the bottom of the box with silicone adhesive. The LCD must be visible to the operator. If you wish, it can be protected by cementing a thin

(Continued on page 41)



ALL ABOUT MONITORS

*Here's a look behind the screens of
one of the most important, yet often overlooked, parts of a personal computer*

No matter how fast and powerful your PC may be, it serves little purpose without a monitor. For most computer users, the monitor is usually left as an afterthought, or something that's just "included" with the PC purchase. Yet, monitors play a surprisingly important role in the modern computer. They are the window into a computer's world. Video clips, word processing, web browsing, presentation development—virtually every application we use a computer for will depend on the presence of a working monitor. As a result, we can choose from an astonishing variety of monitor types, sizes, and qualities—all of which have an effect on how long (and how well) we use our computers. This article explains the essential

STEPHEN J. BIGELOW

concepts of a computer monitor, and shows you what's inside.

The first step in understanding computer monitors is to understand the terms and concepts essential for monitor operation. Let's go through those next.

The CRT. The *Cathode Ray Tube* (called a "CRT" or "screen") is essentially a large vacuum tube. One end of the CRT is formed as a long, narrow neck, while the other end is a broad, almost-flat surface. A phosphor coating is applied inside the CRT along its front face. The neck end of the CRT contains an element (called the *cathode*) which is energized and heated to

very high temperatures (much like an incandescent lamp). At high temperatures, the cathode liberates electrons. When a very high positive voltage is applied at the front face of the CRT, electrons liberated by the cathode (which are negatively charged) are accelerated toward the front face. When the fast-moving electron strikes the phosphor on the front face, light is produced. By directing the stream of electrons across the front face, a visible image can be produced. Of course, there are other elements needed to control and direct the electron stream, but this is CRT operation in a nutshell.

CRT face size (or *screen size*) is generally measured as a diagonal dimension—that is, a 43.2cm (17-inch) CRT is 43.2cm (17 inches)

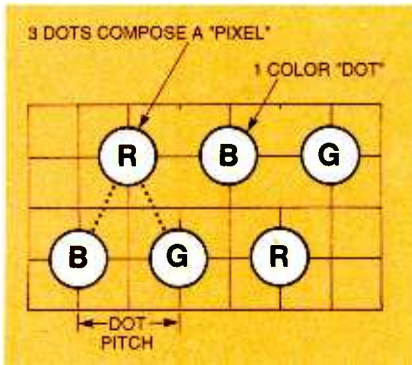


Fig. 1. In a color monitor, red, green and blue phosphor dots are arranged in a "triad" configuration. Each triad is one pixel, and the dot pitch specification of a monitor is the distance between phosphor dots.

between opposing corners. Larger CRTs are more expensive, but produce larger images that are usually easier on the eyes. A CRT specification will also list the type of phosphor(s) used (i.e. P22), in addition to anti-glare (or any special finish) coatings used during manufacture.

Pixels and Resolution. The picture element (or *pixel*) is the very smallest point that can be controlled on a CRT. For monochrome displays, a pixel is simply turned on or off. For a color display, a pixel could also assume any of a number of different colors. Pixels are combined in the form of an array (rows and columns), and it is the size of that pixel array that defines the display's resolution. As a result, resolution is the total number of pixels in width by the total number of pixels in height. For example, a typical EGA resolution is 640 pixels wide by 350 pixels high, while a standard VGA resolution is 640 pixels wide by 480 pixels high. Typical super VGA (SVGA) resolution is 800 pixels wide by 600 pixels high and higher. Resolution is important for computer monitors since higher resolutions allow finer image detail.

While monochrome CRTs use a single, uniform phosphor coating (usually white, amber, or green), color CRTs use three color phosphors (red, green, and blue) arranged as triangles (or *triads*). Figure 1 illustrates a series of color phosphor triads. On a color monitor, each triad represents one pixel (even though there are three dots

in the pixel). By using the electron streams from three electron guns—one gun for red, one for blue, and another for green—to excite each dot, a broad spectrum of colors can be produced. The three dots are placed so close together that they appear as a single point to the unaided eye.

The quality of a color image is related to just how close each of the three dots are to one another. The closer together they are, the purer the image appears. As the dots of a pixel are spaced further apart, the image quality degrades because the eye can begin to discern the individual dots in each pixel. That results in lines that no longer appear straight and colors that no longer appear pure. *Dot pitch* is a measure of the distance between any two phosphor dots in a pixel. Displays with a dot pitch of 0.31mm or less generally provide adequate image quality for most applications

Shadow and Slot Masks. The *shadow mask* is a thin sheet of perforated metal that is placed in the color CRT just behind the phosphor coating. Electron beams from each of the three "electron guns" are focused to converge at each hole in the mask—**not** at the phosphor screen. The microscopic holes act as apertures that let the electron beams through **only** to their corresponding color phosphors. In that way, any stray electrons are *masked*, and color is kept pure. Without a mask, stray electrons from one electron beam may accidentally excite nearby color phosphors, resulting in unwanted color combinations. Some CRT designs substitute a shadow mask with a *slot mask* (or *aperture grille*) that is made up of vertical wires behind the phosphor screen. Keep in mind that monochrome CRT designs do not use a mask since the entire phosphor surface is the same color.

Convergence. Remember that we said earlier that *three* electron guns are used in a color monitor—each gun excites a particular color phosphor. All three electron beams are tracking around the screen simultaneously, and the beams converge

at holes in the shadow mask. That convergence of electron beams is closely related to color purity in the screen image. Ideally, the three beams converge perfectly at all points on the mask, and the resulting color is perfectly pure throughout (i.e. pure white). If one or more beams do not converge properly, however, the image color will not be pure. In most cases, poor convergence will result in colored shadows. For example, you may see a red, green, or blue shadow when looking at a white line. Serious convergence problems can result in a blurred or distorted image. Monitor specifications usually list typical convergence error as *misconvergence* at both the display center and the overall display area. Typical center misconvergence runs approximately 0.45mm, while overall display area misconvergence is about 0.65mm. Larger numbers than those indicate poorer convergence.

Pincushion and Barrel Distortion. The front face of most CRTs is slightly convex (bulging outward). Images, on the other hand, are perfectly square. When a square image is projected onto a curved surface, distortion results. Ideally, a monitor's raster circuits (discussed below) will compensate for the screen shape so that the image appears square when viewed at normal distances. In actual practice, however, the image is rarely

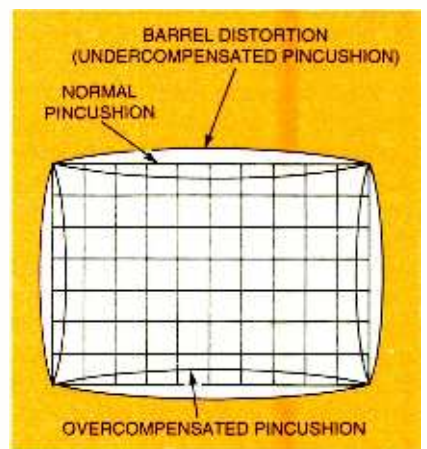


Fig. 2. Pincushion and barrel distortion occur when the displayed image deviates from square. Pincushion is used to describe an inward bend, while barrel is used to describe an outward bend.

square. The sides of the image (top-to-bottom and left-to-right) may be bent slightly inward or slightly outward. An exaggerated view of those effects is shown in Fig. 2.

Pincushioning occurs when sides are bent inward making the image's border appear concave. Other straight lines within the image may also appear to curve toward the image center. *Barreling* occurs when the sides are bent outward making the image's border appear convex. Straight lines in the image may appear to bend outward toward the edges of the screen. In a properly aligned monitor, those distortions should be just barely noticeable (no more than 2.0 or 3.0 mm). Note that barrel distortion is sometimes also referred to as *pincushioning* as well.

Horizontal Scanning, Vertical Scanning, Raster, and Retrace.

To understand what *scanning* is, you must first understand how a monitor's image is formed. A monitor's image is generated one horizontal line of pixels at a time starting from the upper left corner of the display (see Fig. 3). As the beams travel across the line, each pixel is excited based on the video data contained in the corresponding location of video RAM on the video-adaptor board. When a line is complete, the beams turn off (or *horizontal blank*) and are directed horizontally (and slightly vertically) to the beginning of the next line. A new horizontal line can then be drawn. That process continues until all horizontal lines are drawn and the beam is in the lower right corner of the display. When the image is complete, the beams turn off (or *vertical blank*) and are redirected to the upper left corner of the display to start all over again. The rate at which horizontal lines are drawn is known as the *horizontal scanning rate* (sometimes called *horizontal sync*). The rate at which a complete "page" of horizontal lines is generated is known as the *vertical scanning rate* (or *vertical sync*). Both the horizontal and vertical blanking times are known as *retrace times* since the deactivated beams are "retracing" their path before starting a new trace. A typical horizontal retrace time is 5ms, while the typical

vertical retrace time is 700 ms (though these times will vary depending on the screen resolution being used). This continuous horizontal and vertical scanning action is known as *raster*.

We can apply numbers to scanning rates to give you an even better idea of their relationship. A typical VGA monitor with a resolution of 640×480 pixels uses a horizontal scanning rate of 31.5 kHz. That rate means that 31500 lines can be drawn in 1 second, or a single line of 640 pixels can be drawn in $31.7 \mu\text{s}$. Since there are 480 horizontal lines to be drawn in one "page," a complete page can be drawn in $(480 \times 31.7 \mu\text{s})$ 15.2 ms. If a single page can be drawn in 15.2 ms, the screen can be refreshed 65.7 times per second (65.7 Hz)—this is roughly the vertical rate that will be set for VGA operation at 640×480 resolution. In actual practice, the vertical scanning rate will be set to a whole number such as 60 Hz, which leaves a lot of spare time for blanking and synchronization. It was discovered early in TV design that vertical scanning rates under 60 Hz resulted in perceivable flicker, which causes eye strain and fatigue. You can start to see now that horizontal scanning rates are **not** chosen arbitrarily. The objective is to select a horizontal frequency that will cover a page's worth of horizontal pixel lines for any given resolution at *about* 60+ times per second. Newer monitor designs are now using vertical scanning rates of 72 to 80 Hz. Table 1 compares the scanning rates for current monitor resolutions.

Interlacing. Table 1 introduces another important concept of horizontal scanning known as *interlacing*. Images are "painted" onto a display one horizontal row at a time, but the sequence in which those lines are drawn can be non-interlaced or interlaced. A *non-interlaced* monitor draws all of the lines that compose an image in *one* pass (such as the pattern in Figure 3). This is preferable since a non-interlaced image is easier on your eyes—the entire image is refreshed at the vertical scanning frequency—so a 60-Hz vertical scanning rate will update the entire

image 60 times in 1 second. An *interlaced* display draws an image as *two* passes. Once the first pass is complete, a second pass fills in the rest of the image. The *effective* image refresh rate is only half the stated vertical scanning rate. The typical 1024×768 SVGA monitor of Table 1 shows a vertical scanning rate of 87 Hz, but since the monitor is interlaced, *effective* refresh is only 43.5 Hz and screen flicker is much more noticeable.

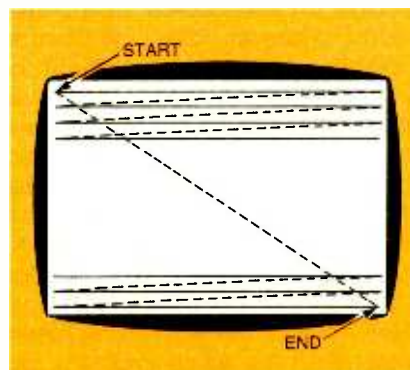


Fig. 3. A typical raster pattern is shown here. The scan pattern begins in the upper left-hand corner, ends in the lower right-hand corner, then returns to the beginning during the vertical blanking interval.

Bandwidth. In the very simplest terms, the *bandwidth* of a monitor is the absolute maximum rate at which pixels can be written to the display. Typical VGA displays offer a bandwidth of 30 MHz. That is, the monitor could generate up to 30 million pixels per second on the display. Consider that each scan line of a VGA display uses 640 pixels, and the horizontal scan rate of 31.45 kHz allows 31450 scan lines per second to be written. At that rate, the monitor is processing $(640 \text{ pixels/scan line} \times 31450 \text{ scan lines/second})$ 20,128,000 pixels/second—well within the monitor's 30-MHz bandwidth. The very newest high-resolution color monitors offer bandwidths of 135 MHz. Such high-resolution 1280×1024 monitors with scanning rates of 79 kHz would need to process at least $(1280 \text{ pixels/scan line} \times 79000 \text{ scan lines/second})$ 101,120,000 pixels/second (101.12 MHz), so enhanced bandwidth is truly a necessity.

Swim, Jitter, and Drift. The electron beam(s) that form an image

are directed around a display using variable magnetic fields generated by separate vertical and horizontal deflection coils mounted at the CRT's neck. The analog signals that drive each deflection coil are produced by horizontal and vertical deflection circuitry (which you will learn more about later). Ideally, deflection circuitry should steer the electron beam(s) precisely the same way in each pass. This would result in an absolutely rock-solid image on the display. In the real world, however, there are minute variations in the placement of images over any given period of time. *Jitter* is a term used to measure such variation over a 15 second period. *Swim* (sometimes called *Wave*) is a measure of position variation over a 30 second period. *Drift* is a measure of position variation over a 1 minute period. Note that all three terms represent essentially the same problem, but over different amounts of time. Swim, jitter, and drift may be expressed as fractions of a pixel or as physical measurements such as millimeters.

Brightness. When an electron beam strikes phosphor, light is liberated. The *brightness* of an image indicates how much light is generated when an image is formed. Brightness is measured in foot-Lumens (fL). While the actual physics of fL and brightness are beyond the scope of this article, simply consider that most monitors provide visible brightness levels of 50 to 60fL depending on the CRT's brightness setting, and how much white is contained in the overall image. Larger numbers indicate brighter displays, while smaller numbers suggest dimmer displays (i.e. background raster is usually about 0.3fL). Keep in mind that brightness is typically measured with a pure white square shown in the center 20% of the display. Not all monitors provide a specification for brightness, since it is a difficult and rather subjective quantity to measure—precise scientific instrumentation is needed for an accurate measurement.

Synchronization and Polarity. After a line is drawn on the display,

the electron beams are turned off (blanked) and repositioned to start the next horizontal line. However, no data is contained in the retrace line. In order for the new line to be "in sync" with the data for that line, a *synchronization* pulse is sent from the video adapter to the monitor. There is a separate pulse for horizontal synchronization and vertical synchronization. In most current monitors, synchronization signals are edge triggered TTL (transistor-transistor logic) signals. *Polarity* refers to the edge that triggers the synchronization. A falling trigger (marked "-" or "positive/negative") indicates that synchronization takes place at the high-to-low transition of the sync signal. A leading trigger (marked "+" or "negative/positive") indicates that synchronization takes place on the low-to-high transition of the sync signal.

Putting the Basics to Work. It is a popular misconception that monitors "make" an image. That's not the case at all. Actually, it is the *video board* that generates the

image. A monitor is little more than a "converter" or "interpreter" that takes the color signals produced by your video adapter and places the proper colors in the corresponding locations on a CRT to produce a visible picture. In order to accomplish that feat, a monitor must perform several distinct functions:

- (1) produce power and high voltage
- (2) generate and focus electron beams
- (3) modulate the electron beam strength based on color signals from the video board, and
- (4) sweep the electron beams across the CRT in a synchronized fashion.

The block diagram in Fig. 4 shows you what's needed for a monitor to work.

The Color CRT. It is the design and construction of the CRT itself (Fig. 5) that really makes color monitors possible. Low voltage from the power supply heats a cathode in the CRT's neck. That causes electrons to "boil" off the cathode and

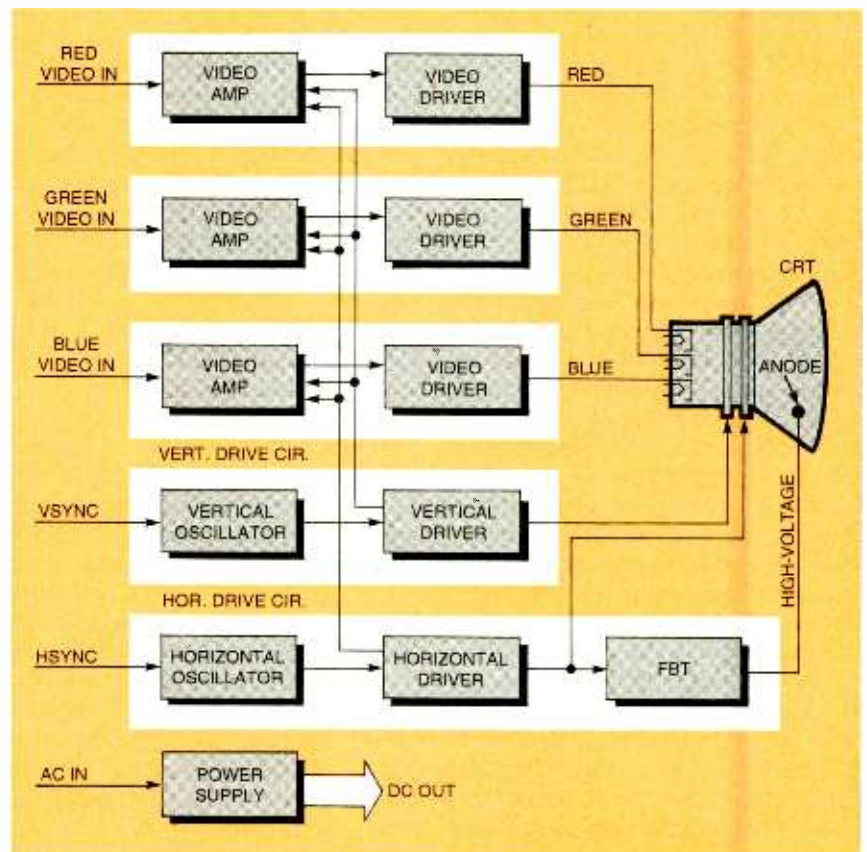


Fig. 4. This simplified block diagram shows the circuitry that is needed by a typical color computer monitor.

MONITOR MANUFACTURERS

Acer America Corp.
2641 Orchard Parkway
San Jose, CA 95134
Tel: 800-733-2237

Amdek
Division of Wyse
3471 N. First Street
San Jose, CA 95134
Tel: 408-922-5700

AST Research
16215 Alton Parkway
Irvine, CA 92713
Tel: 714-727-4141

ATI Technologies
3761 Victoria Park Avenue
Scarborough, Ontario, Canada, M1W 3S2
Tel: 416-756-0718

CTX International, Inc.
20530 Earlgate Street
Walnut, CA 91789
Tel: 714-595-6146

Diamond Computer Systems
470 Lakeside Drive
Sunnyvale, CA 94086
Tel: 408-736-2000

Eizo NanoTechnologies, Inc.
5710 Warland Dr.
Cypress, CA 90630
Tel: 800-800-5202

Epson America, Inc.
20770 Madrona Avenue,
Torrance, CA 90503
Tel: 800-922-8911

Everex Systems
48431 Milmont Drive
Fremont, CA 94538
Tel: 800-821-0806

GoldStar Technologies
3003 N. First Street
San Jose, CA 95134-2004
Tel: 800-777-1194

Hewlett-Packard Company
California Personal Computer Division
974 E. Arques Avenue
P.O. Box 3486
Sunnyvale, CA 94086
Tel: 800-752-0900

Idek/liyama North America, Inc.
650 Louis Drive, #120
Warminster, PA 18974
Tel: 215-957-6543

Leading Technology
10430 S.W. Fifth Street
Beaverton, OR 97005
Tel: 503-646-3424

MAG Innovision, Inc.
4392 Corporate Center Drive
Los Alamitos, CA 90720
Tel: 800-827-3998

Magnavox
Philips Consumer Electronics
One Phillips Drive
Knoxville, TN 37914
Tel: 423-521-4316

Mitac USA, Inc.
42001 Christy St.
Fremont, CA 94538
Tel: 510-656-3333

Mitsubishi Electronics America, Inc.
Information Systems Division
5757 Plaza Drive
P.O. Box 6007
Cypress, CA 90630
Tel: 800-843-2515

NEC Technologies, Inc.
1255 Michael Drive,
Wood Dale, IL 60191
Tel: 800-388-8888

Packard Bell Electronics
9425 Canoga Avenue
Chatsworth, CA 91311
Tel: 818-773-4400

Panasonic
2 Panasonic Way
Secaucus, NJ 07094
Tel: 800-346-4768

Princeton Graphic Systems
2801 S. Yale St. #110
Santa Anna, CA 92704
Tel: 800-747-6249

Relisys
320 S. Milpitas Boulevard
Milpitas, CA 95035
Tel: 408-945-9000

Sampo Corp. of America
5550 Peachtree Industrial Boulevard
Norcross, GA 30071
Tel: 404-449-6220

Samsung Electronics America
105 Challenger Rd.
Ridgefield Park, NJ 07660
Tel: 201-229-4132

Seiko Instruments USA, Inc.
Color Graphics Group
1130 Ringwood Court
San Jose, CA 95131
Tel: 800-888-0817

Sony Computer Peripheral Products Co.
655 River Oaks Parkway,
San Jose, CA 95134
Tel: 800-352-7669

Tatung Co. of America, Inc.
2850 El Presidio Street
Long Beach, CA 90810
Tel: 800-829-2850

Toshiba America Consumer Products, Inc.
1010 Johnson Drive
Buffalo Grove, IL 60089-6900
Tel: 708-541-9400

ViewSonic
12130 Mora Drive
Santa Fe Springs, CA 90670
Tel: 800-888-8583

those are accelerated toward the phosphor-coated front screen by a high positive potential. Color CRTs use three cathodes and video control grids—one for each of the three primary colors. The *control grid* regulates the overall brightness of the electron beams, the *screen grid* begins accelerating the electron beams toward the front face of the CRT, and the *focus grid* narrows the beams. Once the electron beams are focused, vertical and horizontal deflection coils (or deflection yokes) located around the CRT neck will apply magnetic force to direct the beams across the screen.

You will also notice a *shadow mask* in the color CRT. A shadow

mask is a thin plate of metal that contains thousands of microscopic perforations—one perforation for each screen pixel. The mask is placed in very close proximity to the phosphor face. Rather than a single homogeneous layer of phosphor as with a monochrome CRT, the color CRT uses phosphor *triads* as shown in Figure 1. Red, green, and blue phosphor dots are arranged in sets such that the red, green, and blue electron beams will strike the corresponding phosphor. Of course, the electron beams are invisible (and color is determined by the phosphor itself), but each electron beam is intended to excite only one color phos-

phor. In actual operation, the color dots are so close together that each triad appears as a single point (or pixel) to the human eye.

Color CRTs must also be very precise in how the three electron beams are directed around the screen. Since there are three phosphors, it is critical that each electron beam strike only its corresponding phosphor color, not adjoining phosphors. How well that task is accomplished is known as *color purity*. A *purity magnet* added to the CRT neck helps to adjust fine beam positioning. By using a shadow mask, the electron beams are only allowed to reach the phosphors where there are

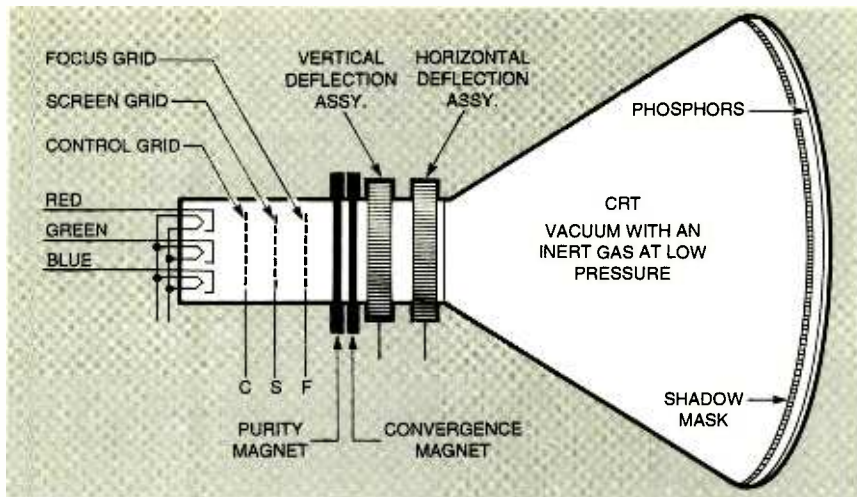


Fig. 5. The monitor's image is displayed on a cathode-ray tube, or CRT. A diagram of a typical CRT is shown here.

holes in the mask. Also realize that each of the three electron beams must converge at each hole in the shadow mask. A *convergence magnet* added to the CRT neck adjusts beam convergence in the display center (known as *static convergence*), while a convergence coil driven by the raster circuitry handles beam convergence at the edges of the display (known as *dynamic convergence*). It is that delicate balance of purity and convergence adjustments, as well as the presence of a shadow mask, that give today's color monitors such rich, precise color.

Video-Drive Circuits. A *video drive circuit* is used to regulate the strength of an electron beam by adjusting the signal strength on the corresponding video control grid in the CRT. The video drive circuit must convert a small video signal from the PC's video adapter (usually no more than 0.7 volts peak-to-peak) into a signal large enough to drive the CRT (typically between 30 to 50 volts). For color monitors with three analog video lines, three separate video drive circuits are required.

The initial video amplifier of each stage (often referred to as a *pre-amp*) is a linear, high-gain amplifier that translates the low-level analog color signal into a clear, solid analog level of several volts (usually about 3 volts). A common *contrast control*, which affects each of the three video amplifiers simultaneously, is typically added.

Unfortunately, the amplified analog signal is not enough to drive the CRT's video control grid. Additional amplification is required, so a secondary amplifier stage is added. Some monitor designs use a three-stage amplifier circuit for each color; a high-gain *pre-amp* for lots of amplification at little power, a second *amplifier* that provides less amplification but more power to the signal, and a *driver* that offers almost no amplification but provides enough signal power to drive the CRT.

Vertical-Drive Circuit. The *vertical-drive circuit* is used to operate the vertical-deflection yoke, and is part of the color monitor's overall raster circuitry. The heart of the circuit is a *vertical-sweep oscillator*, which is little more than a free-running oscillator set to run at either 60, 70, 72 Hz (or more—depending on the design of the particular monitor). Older color monitors typically used transistor-based oscillators, but virtually all current color monitors use an integrated-circuit oscillator, since ICs provide a very linear and precise signal. The vertical oscillator is forced to fire when a vertical-synchronization trigger pulse is received from the video-adaptor board. When the oscillator is triggered, it produces a sawtooth wave. The start of the sawtooth wave corresponds to the top of the screen, while the end of the sawtooth wave corresponds to the bottom of the screen. When the saw-

tooth cycle is complete, there is a blank period for blanking and retrace. One vertical sweep will be accomplished in less than 1/60th of a second (or 1/70th or 1/72nd of a second depending on the monitor).

However, the sawtooth signal generated by the vertical-oscillator circuit does not have enough power to drive the vertical-deflection yoke directly. The vertical deflection sawtooth signal is amplified by a *vertical-output driver* circuit (or vertical amplifier). The vertical amplifier provides the significant current needed to induce a strong magnetic field in the vertical-deflection yoke. The amount of power needed to operate the deflection yoke demands the use of a high-power transistor arrangement, but many current monitor designs are using high-power amplifier ICs instead of discrete transistors.

There are a number of adjustments in the vertical-drive circuit that you should be familiar with. The *vertical linearity* optimizes the shape of the sawtooth waveform. Ideally, the wave's upward ramp should be perfectly straight (or linear). In actual practice, however, the slope of the line may vary a bit from start to finish. That translates to the display. Since the ramp defines the spacing between individual lines, any variation in the ramp "slope" will effect the spacing between horizontal lines. Typically, you need not adjust vertical linearity unless you replace a component in the oscillator circuit. The *vertical-size* control adjusts the slope of the ramp signal, which effects the final amplitude of the sawtooth. That effectively compresses or expands the screen image in the vertical direction. By applying a DC offset to the vertical-deflection signal, the raster can be centered in the display with a *vertical-centering* control.

Horizontal-Drive Circuit. The *horizontal-drive circuit* is the second part of the color monitor's raster circuit, and it is designed to operate the horizontal-deflection yoke. The heart of this circuit is a *horizontal oscillator*, which is little more than a free-running oscillator set to run at

a frequency between 15 kHz and 48 kHz (or higher). A CGA monitor will typically use a horizontal sweep frequency of about 15.75 kHz. The actual oscillator may be based on a transistor, but is usually designed around an integrated circuit which is more stable at the higher frequencies that are needed. When a horizontal-synchronization trigger pulse is received from the video-adaptor board, the oscillator is forced to fire. When the oscillator is triggered, it produces a square-wave. The start of the squarewave corresponds to the left side of the screen. When the cycle is complete, there is a blank period for blanking and retrace. At an operating frequency of 31.5 kHz, one horizontal sweep will be accomplished in about 31.7 μ S.

As with vertical-oscillator circuits, the signals generated by the horizontal oscillator do not have enough power to drive the horizontal-deflection yoke directly. The horizontal-deflection pulse signal is amplified by a *horizontal-output driver* circuit (or horizontal amplifier), which provides the significant current needed to induce strong magnetic fields in the horizontal-deflection yoke. The amount of power needed dictates the use of a high-power transistor arrangement. Transistors are still popular today as horizontal output drivers.

There are a number of adjustments in the horizontal drive circuit that you should be familiar with. The *horizontal linearity* optimizes the shape of the horizontal sweep. Ideally, the left-to-right sweep rate should be perfectly even, but the actual sweep rate may vary a bit from start to finish. That variation will affect the spacing between pixels in a line. Typically, you need not adjust horizontal linearity unless you replace a component in the oscillator circuit. The *horizontal-size* control adjusts the signal magnitude, which affects the amount of sweep applied to the electron beam. That effectively compresses or expands the screen image in the left-to-right orientation. A third control allows the adjustment of *horizontal centering* by introducing a slight delay between the time an Hsync (horizontal-synchronization) pulse is

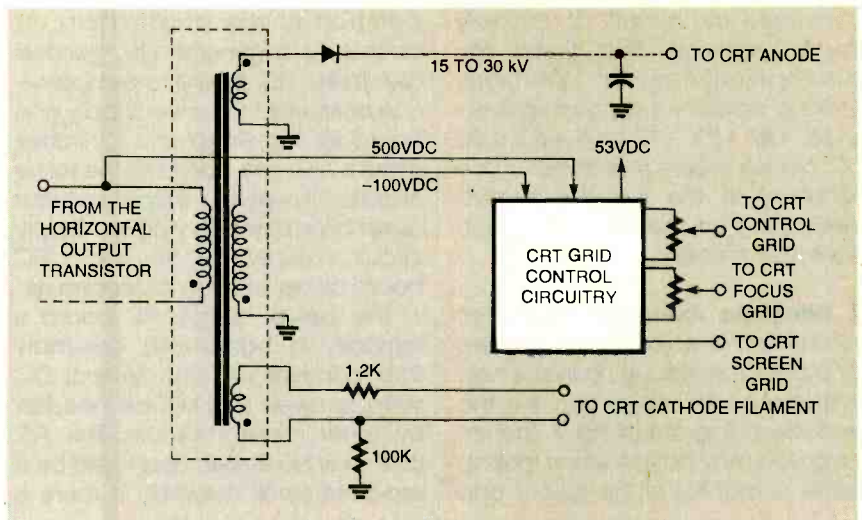


Fig. 6. The high voltages required by the CRT are generated by the monitor's flyback transformer.

received and the time a horizontal pulse is generated. By default, there is always some delay needed to produce a centered display image. Reducing the delay moves the screen image to the left, while increasing the delay moves the screen image to the right. Centering and size controls are most useful for optimizing the image size and position for a particular video mode, and should not need to be readjusted unless the video mode changes.

High-Voltage Circuit. The *high-voltage system* is actually part of the horizontal drive circuit. We discuss it separately because of its importance in computer monitors. A monitor's power supply generates relatively low voltages (usually not much higher than 140 volts). That means that the high positive potential needed to excite the CRT's anode is *not* developed in the power supply. Instead, the 15 to 30 kV needed to power a CRT anode is generated from the horizontal output. The amplified, high-frequency pulse signal generated by the horizontal-output driver circuit is provided to the primary winding of a device known as the *flyback transformer* (or FBT). It is the FBT that produces the high-voltage.

You can see the diagram for a typical FBT in Fig. 6. Three secondary windings are shown. The lower winding is a simple step-down winding that provides a low

AC voltage (typically about 6.2 to 15 VAC depending on the particular CRT) that heats the color CRT's three cathodes. The middle winding provides about 100 volts to the CRT control circuit. A 500-volt signal from the horizontal output and a 53-volt input from the monitor's power supply also power the CRT control circuit (the actual voltage levels will vary slightly from monitor to monitor). Adjustable control-grid voltage (brightness), the adjustable focus-grid voltage (focus), and the fixed screen-grid voltage are all generated by the FBT circuit.

The FBT's top winding is the high-voltage winding that steps up the horizontal signal to the required 15- to 30-kV level (the actual voltage level will depend on the particular monitor—larger CRTs require greater voltages to operate). Notice that a high-voltage diode is placed in series with the high-voltage winding to *rectify* the high AC level to a DC level. The 500 pF of effective capacitance found in the CRT assembly acts to *filter* (or smooth) the high-voltage into a useful form. In effect, that arrangement forms its own power supply. The high positive voltage applied to the CRT anode causes the electron beams to stream toward the phosphor-coated face.

Power Supply. The operation of every color monitor relies on the proper performance of a power supply, where commercial AC is

converted into a series of relatively low DC voltages that power the monitor. A color monitor will typically use a power supply that delivers +135, +87, +20, +12, and +6.3 volts DC, but be aware that there will be variations in the supply's outputs depending on the design of each particular monitor.

A Complete Assembly. Now that you know the major circuits needed for a color monitor, you can see how everything fits together in the exploded diagram of Fig. 7. The first thing you may notice when looking inside a monitor is the layout and

position of the printed circuit boards. As a general rule, monitors use three PC board assemblies—one board for the power supply, one board for the video and CRT drive circuits, and one board for the raster circuits. However, many monitor assemblies place the power supply circuit directly on the main PC board along with the raster circuits.

The *power supply PC board* is typically a hand-sized assembly that converts AC into several DC voltage levels that will be needed by other monitor circuits. The AC itself may be filtered and fused by a separate small assembly. If there is

no stand-alone power-supply board in your particular monitor, the supply is probably designed into the main monitor board. The only voltage that is *not* produced in the power supply is the high-voltage source. The power-supply board is mounted vertically to a metal frame. The metal frame not only provides a rigid mounting platform, but it serves as a chassis common, and helps to contain RF signals generated by the monitor.

The *CRT-drive PC board* attaches directly to the CRT pins through a circular connector at the neck. Control (brightness), screen, and

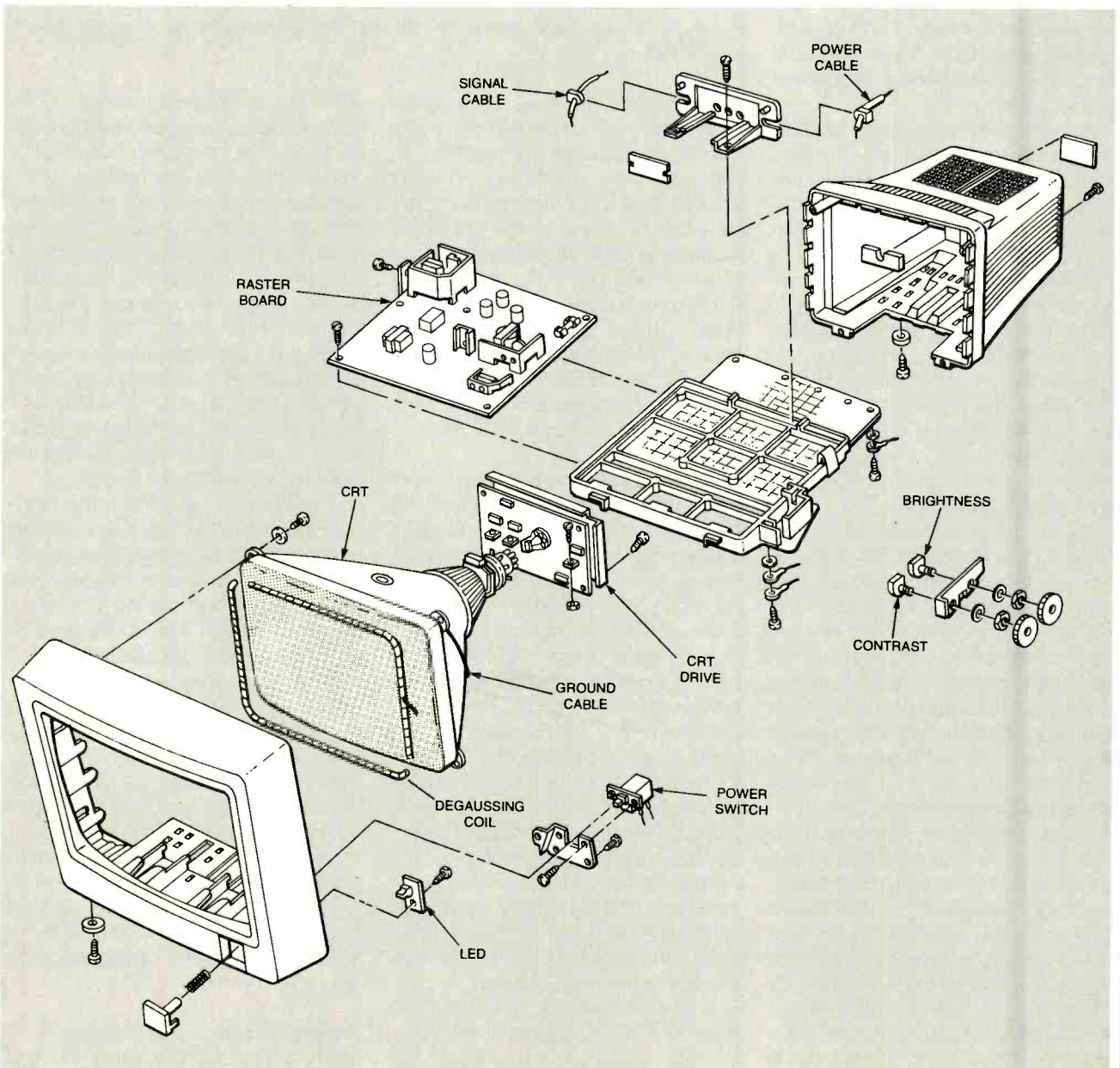


Fig. 7. Inside a typical monitor. This exploded view shows the CRT, the main or raster board, the CRT-drive board, and more. (Illustration Courtesy of Tandy Corporation).

focus grid voltages are applied to the CRT through that board. The CRT drive board also usually contains the RGB video amplifiers and drivers. Since more video-drive circuitry is needed for a color monitor than a monochrome monitor, the CRT-drive PC board for a color monitor is usually much larger than that of a monochrome monitor. Once the monitor is unplugged and discharged, make sure that this board is attached evenly and securely to the CRT.

The main *monitor PC board* (often called the *raster board*) contains the vertical-raster, horizontal-raster, and high-voltage circuits that drive the CRT and direct the electron beam(s) around the screen. Depending on the design of your particular monitor, the main monitor board may contain part or all of the power supply circuit as well. Just about all monitors mount the main PC board to the metal frame horizontally below the CRT neck. That assembly can be difficult to remove, since it is obstructed by the CRT neck and yoke, as well as by the interconnecting wiring that connects to the power supply, front panel controls, and flyback transformer.

There are some other assemblies in Fig. 7 that you should be familiar with. Note the thick wire surrounding the CRT screen. That is known as a *degaussing coil*, and is required on all color monitors. Since magnetism influences the path of the electron beams, and all three electron beams must be aligned precisely to achieve proper color, any stray magnetic influence will upset the display's color purity. It is not uncommon for small areas of the metal shadow mask to become magnetized. When this occurs, the color in those magnetized areas will be distorted. The degaussing coil plugs into the power-supply circuit. When the monitor is first turned on, a temporary AC voltage in the coil creates a strong alternating magnetic field that acts to clear any magnetized regions in the shadow mask. After a moment, AC is cut off in the coil, and the CRT will operate normally.

The *horizontal-output transistor* can be mounted on a separate

heat sink or mounted to a heat sink on the main monitor PC board. The horizontal-output transistor is a key component, since it not only drives the horizontal deflection yoke but the flyback transformer as well. You may also notice the *high-voltage anode*, which originates at the flyback transformer and is little more than a metal prong covered by a large red plastic insulator. That anode must be inserted fully in the CRT. **Never touch the anode wire or connector (even when the monitor is turned off).** That conductor is carrying 15 kV or higher, so a VERY dangerous shock hazard exists. The monitor must be UNPLUGGED and the CRT must be safely discharged before working with the high-voltage anode.

Finally, you should take note of any metal shrouds or coverings that are included in a monitor. Metal shielding serves two very important purposes. First, the oscillators and amplifiers in a computer monitor produce radio-frequency (RF) signals that have the potential to interfere with radio and TV reception. The presence of metal shields or screens helps to attenuate any such interference, so always make it a point to replace shields securely before testing or operating the monitor. Second, large CRTs (larger than 17 inches) use very high voltages (25 kV or more) at the anode. With such high potentials, X-radiation becomes a serious concern. CRTs with lower anode voltages can usually contain X-rays with lead in the CRT glass. Metal shields are added to the larger CRTs in order to stop X-rays from escaping the monitor enclosure. When X-ray shielding is removed, it is vital that it be replaced before the monitor is tested and returned to service. X-ray shields will usually be clearly marked when you remove the monitor's rear cover.

Conclusion. Computer users are often so obsessed with clock speed, system RAM, and hard-drive size, they overlook the importance of their monitor. But the monitor is a very vital part of the PC as it is what converts video data into a visible image. This article explains the important ideas behind monitor

operation, shows you the major parts involved, and illustrates a typical monitor assembly.

The author welcomes comments and questions about this article. He can be reached via Fax at 508-829-6819, by BBS at 508-829-6706, on CompuServe at 73562,3205, or via e-mail at sbigelow@cerfnet.com. You can also visit his Dynamic Learning Systems Web site at www.dispubs.com. Ω

REACT-TIME

(Continued from page 32)

piece of clear plastic to the inside of the lid.

Testing. Install batteries into the holder and turn on the power. The display should read 00. Squeeze both buttons and the 3—2—1 countdown should start. If it doesn't, check the wiring and component placement, measure the supply voltage, and check that the PIC clock is running at 4 MHz by connecting an oscilloscope to the crystal.

Using the React-Time. A lower score means a quicker reaction time. It is possible to score as low as four or five, if you're quick! Most people can score about 10—12 after a dozen tries. Overly intoxicated people will have a very hard (if not impossible) time trying to score below 13. Older individuals might not score lower than 20.

The best way to test someone's reaction time is to first demonstrate how to use the React-Time. The person being tested must cooperate. After the demonstration, they should have about a dozen attempts to lower their score. The score will steadily decrease until there is a point at which they cannot get lower. That score best represents the person's reaction-time performance.


While the unit is intended for entertainment only and should not be used in place of blood-alcohol level testers, the React-Time tester can be used in practical applications. For example, bartenders or party hosts can use the unit to screen those that have had too many. Ω

GET PLUGGED IN TO GREAT SAVINGS WITH THE ELECTRONICS BOOK CLUB...

Take 5 Books For Only \$4.95

plus 1 book **FREE** upon prepayment with membership

Choose From 47 Great Selections! Values To \$292.95



As a member of the **ELECTRONICS BOOK CLUB...**

■ Enjoy receiving Club bulletins every 3-4 weeks containing exciting offers on the latest books in the field at savings of up to 50% off the regular publishers' prices. ■ If you want the Main selection, do nothing and it will be shipped automatically. If you want another book, or no book at all, simply return the reply form to us by the date specified. You'll have at least 10 days to decide. ■ If you ever receive a book you don't want due to late delivery of the bulletin, you can return it at our expense. Your only obligation is to purchase 3 more books during the next 12 months, after which you may cancel your membership at any time. ■ And you'll be eligible for **FREE BOOKS** through our Bonus Book Program.

A shipping/handling charge and sales tax will be added to all orders. All books are hardcover unless otherwise noted. (Publishers' Prices Shown) © 1997 EBC



A Division of The McGraw-Hill Companies
P.O. Box 549, Blacklick, OH 43004-9918

YES! Please send me the books listed below, billing me just \$4.95, plus shipping/handling & tax. Enroll me as a member of the **Electronics Book Club®** according to the terms outlined in this ad. If not satisfied, I may return the books without obligation and have my membership cancelled. I agree to purchase just 3 more selections at regular Club prices during the next 12 months and may resign anytime thereafter.

--	--	--	--

If you select a book that counts as 2 choices, write the book number in one box and XX in the next.

- Bill me** (FREE book not available with this payment option.)
 - Yes!** I want the **FREE BOOK** indicated at right. My introductory payment of \$4.95 plus \$4.95 shipping/handling and applicable sales tax is enclosed.
 - CHECK OR MONEY ORDER ENCLOSED PAYABLE TO:** The McGraw-Hill Companies
- Please charge my: VISA Master Card American Express Discover


Code # of my **FREE BOOK**

single selection only


Acct# _____ Exp. Date _____
 Name _____ Signature _____
 Address/Apt. # _____
 City/State _____ Zip _____ Phone _____

Valid for new members only, subject to acceptance by EBC. Canada must remit in U.S. funds drawn on U.S. banks. Applicants outside the U.S. and Canada will receive special ordering instructions. A shipping/handling charge & sales tax will be added to all orders. RE797C

PHONE: 1-614-759-3666 (8:30 a.m. to 5:00 p.m. EST Monday-Friday) FAX: 1-614-759-3749 (24 hours a day, 7 days a week)



0112738 \$45.00
Hardcover



0157537-XX \$44.95
Hardcover/Counts as 2



024247X \$49.00




0487375 \$24.95



0501149 \$26.95




0673764-XX \$54.95
Hardcover/Counts as 2



0582165 \$19.95




0717753 \$19.95



155016X \$34.95



1570519 \$17.95



1571469 \$18.95



1575472 \$27.95



073092X \$19.95



0707618 \$19.95



1577564 \$22.95



0304068 \$17.95



0497060 \$29.95
Hardcover



0550780 \$24.95



0155593 \$22.95




9119818 \$32.95



0305226 \$34.95
Hardcover




0331890-XX \$89.50
Counts as 2




0053553 \$50.00



0239193 \$27.95
Hardcover




1559833 \$22.95



0376115-XX \$36.95
Counts as 2



0052395 \$17.95



1557350 \$18.95



0535469 \$29.95



0359768 \$19.95




9122264 \$39.95



1561579 \$17.95




0304084 \$24.95




882138X \$32.95



0215286 \$19.95



0375178-XX \$44.95
Counts as 2




0717427 \$9.95



0365946 \$22.95



0317917 \$60.00



1554637 \$16.95



5869349-XX \$44.00
Hardcover/Counts as 2




0304122 \$17.95

Electronics Book Club

THE LEADING SOURCE OF INFORMATION FOR ELECTRONICS HOBBYISTS FOR OVER 30 YEARS!

BUILD THE DTMF- PLUS



*Decode DTMF tones
from the telephone line
or radio, and display them on
any PC with this easy-to-build project.*

RAYMOND C. BUCK, III

Decoding dual-tone modulated-frequency (DTMF) signals continues to be an area of interest for many people. DTMF signals can come from a variety of sources. They are used to control everything from home-automation equipment to amateur-radio repeaters. However, their largest use continues to be in items related to the public-telephone network.

There have been several articles published in the past that have described various ways of accomplishing the task of decoding DTMF signals. The DTMF-Plus universal decoder presented here combines the best features of those previous devices. It will be able to decode any DTMF signal from any source.

How it Works. The heart of the DTMF-Plus decoder is an SSI-202 DTMF-decoder chip. That chip determines which of the 16 possible DTMF tone-pair combinations is being received. The result is sent as an appropriate binary number to a Microchip 16C54 microprocessor. That microprocessor sends the binary information through an RS-232 port to a PC. With appropriate software, the decoded data can

be displayed on the PC's screen. There are four different data rates available that should make the unit compatible with any type of PC.

If there is a delay of more than 3 seconds between digits, the cursor on the PC is moved five spaces. If more than 10 seconds elapse between digits, a carriage return and a line feed are sent to the PC. That formatting arrangement makes the screen display more readable. For example, if someone dials a pager number, there is first a wait for the pager service to answer, after which the callback number is entered. The pager access number and the callback number will be displayed in separate columns on the screen. If more than 10 seconds elapse without dialing, the assumption is that there will be no more dialing for that particular call. If additional digits are received later, they will be displayed on a separate line. That should handle most situations.

Circuit Description. There are two possible sources of DTMF tones for the circuit in Fig. 1: MIC1, an audio microphone, or J2, which connects to a standard telephone line. The inputs are individually amplified by

IC3, an LM1458 dual op-amp. That chip handles the necessary gain and impedance conversions needed by IC4, an SSI-202 DTMF detector. When the microphone is used as the signal source, some experimentation might be necessary to find the best location for placing MIC1 near a radio speaker. The gain of IC3-a is preset so that normal listening levels are sufficient for the unit to function properly.

The source of DTMF tones is routed by S1 to IC4, where conversion takes place. The binary number appearing on the output pins of IC4 is read by IC5, a 16C54 microprocessor.

The serial output of IC5 drives Q1. In order to make a stream of serial data into a true RS-232 signal, both positive and negative voltages are needed. When Q1 is off, the negative voltage at the TD terminal on the computer's serial port is connected to the RD terminal. Turning on Q1 applies positive voltage to the RD terminal. The circuitry that drives the TD terminal is protected from destruction by R15. That way, a negative-voltage is not needed.

The two jumpers labeled JP1 and JP2 set the speed of the RS-232

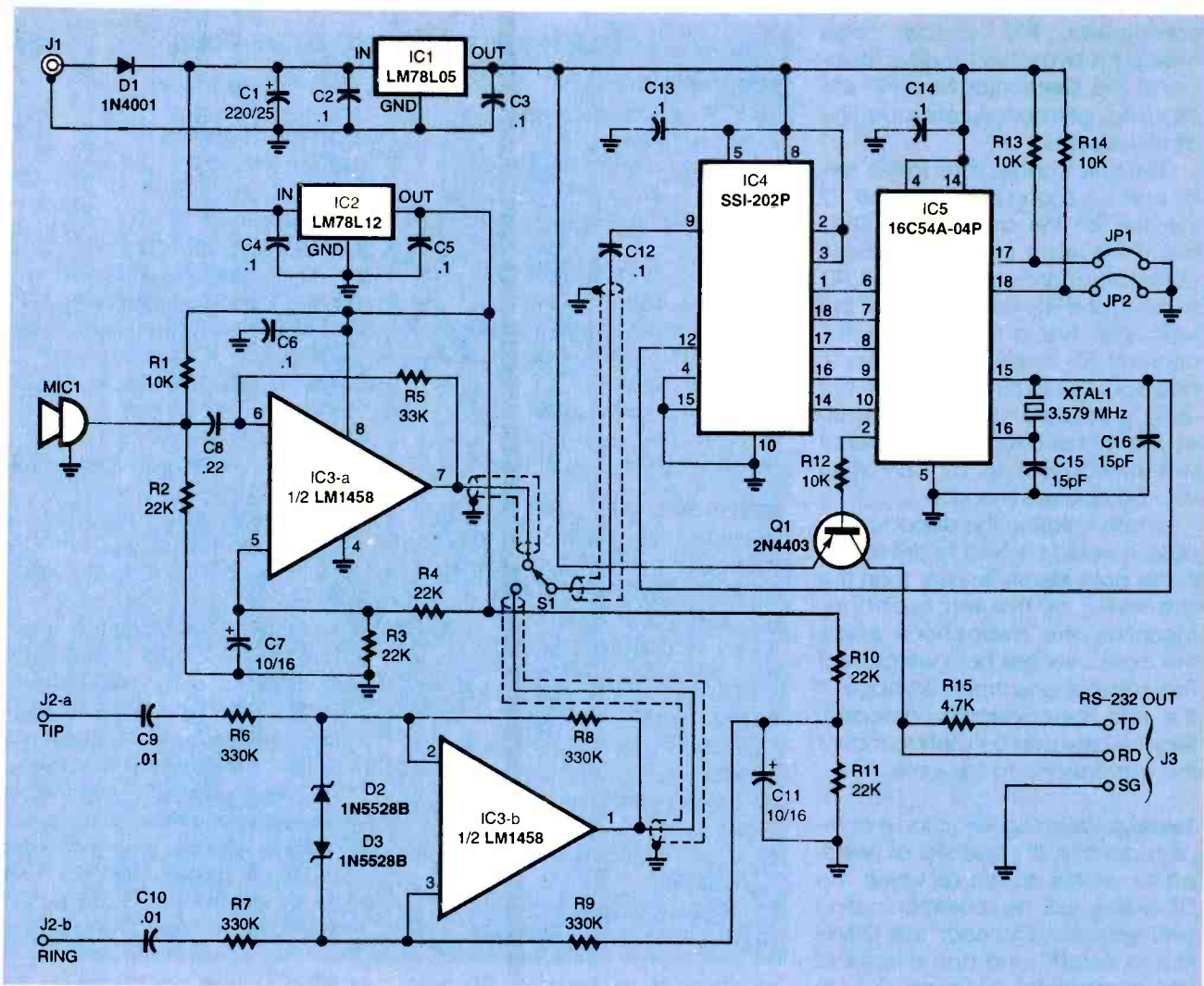


Fig. 1. Thanks to the use of a PIC microcontroller chip, the DTMF-Plus can use a very simple circuit to accomplish some very complicated tasks. The jumper blocks set the data rate to any of four different speeds.

data stream. With no jumpers installed, the speed is 9600 baud. If J1 is installed, the speed is 2400 baud. If J2 is installed, the speed is 1200 baud. If both J1 and J2 are installed, the speed is 300 baud. In all cases, the data stream consists of a start bit, 8 data bits without an additional parity bit, and 1 stop bit.

Power for the unit comes from a 12-volt DC wall-type adapter. The cheapest and smallest one will be fine since current requirements are very low. On-board 5-volt and 12-volt regulators IC1 and IC2 insure that the voltages needed by the individual chips are correct. As most wall-mount supplies do not have very good regulation, additional filtering for both low- and high-frequency ripple is also provided by C1 through C5.

Construction. The DTMF-Plus decoder is simple enough to be built on perfboard. If you wish, you can etch and drill a PC board from the foil pattern supplied. An etched and drilled board is also available from the source given in the Parts List. If you use the provided foil pattern or purchase a board, follow the parts-placement diagram in Fig. 2 for proper component placement. The circuit does not have any critical layout requirements, so either construction method will yield good results.

If you decide to use perfboard, keep the wiring associated with IC3 as short as possible. With either method of construction, the connections to S1 and to the microphone should use shielded audio cable. That shielding will prevent

any stray hum from interfering with the DTMF tones. It is important to connect only one end of the wire shields to ground, not both. If that does happen, a ground loop will be created. Instead of minimizing noise pickup, that situation will cause the shields to act like an antenna, resulting in more noise than if unshielded wire were used.

Using sockets for IC4 and IC5 is a good idea in case one of those components has to be changed in the future. You might also use a socket for IC3, especially if you are using perfboard construction.

It is necessary for a special program to be burned into IC5 before installing it into the PC board. A pre-programmed chip is available from the source shown in the Parts List. If you want to program your own

component, the source code needed is available for downloading at the **Electronics Now** FTP site (<ftp://ftp.gernsback.com/pub/EN/dtmfplus.exe>).

The only connections to the serial port on a computer are the TD line, the RD line, and the SIG GND line. If the serial port has a 25-pin connector, connect TD to pin 2, RD to pin 3, and SIG GND to pin 7. If the serial port has a 9-pin connector, connect TD to pin 3, RD to pin 2, and SIG GND to pin 5. If you are not using an IBM-compatible computer, you will have to determine what pins to connect to by consulting your computer's manuals.

When installing the decoder in a case, it would be best to drill a hole in the case slightly smaller than the diameter of the microphone. Mounting the microphone inside the case over the hole will protect the microphone from damage if the unit is accidentally dropped. Silicone glue can be used to mount the microphone to the case.

Testing. When construction is completed, install JP1 and JP2 as needed to set the speed at which the DTMF-Plus will be communicating with your PC. Connect the DTMF-Plus to your PC and start a terminal communications program. Set up the program for the serial port to which the DTMF-Plus is connected.

The easiest way to test the unit is to connect it to a telephone line. Remove the cover from a telephone wall jack. Depending on how old the wiring is, there will be two different color code schemes in use. In the case of older wiring, the colors are green and red. With newer wiring, the colors are white wire with a blue stripe, and blue wire with a white stripe. Connect the DTMF-Plus to those wires. If you have two telephone lines in the house, line 2 might be on the white with orange stripe and orange with white stripe wires. In the case of older wiring, line 2 should be on the black and yellow wires. Polarity of the connections does not matter.

When the unit is turned on, the computer screen should display: "Touch-tone decoder is now active." If garbage characters appear on the screen, check the

PARTS LIST FOR THE DTMF-PLUS

SEMICONDUCTORS

- IC1—78L05 voltage regulator, integrated circuit
- IC2—78L12 voltage regulator, integrated circuit
- IC3—LM1458 dual op-amp, integrated circuit
- IC4—SSI-202P DTMF decoder, integrated circuit (Silicon Systems SSI75T204-IP or similar)
- IC5—PIC16C54A-04P microprocessor, integrated circuit
- Q1—2N4403 PNP transistor
- D1—1N4001 silicon diode
- D2, D3—1N5528B Zener diode

RESISTORS

- (All resistors are ¼-watt, 5% units.)
- R1, R12, R13, R14—10,000 ohm
 - R2—R4, R10, R11—22,000-ohm
 - R5—33,000-ohm
 - R6—R9—330,000-ohm
 - R15—4,700-ohm

CAPACITORS

- C1—220- μ F, 25WVDC, aluminum electrolytic
- C2—C6, C12—C14—0.1- μ F, ceramic disc
- C7, C11—10- μ F, 16WVDC, aluminum electrolytic
- C8—0.22- μ F, ceramic disc
- C9, C10—0.01- μ F, ceramic disc

C15, C16—15-pF, ceramic disc

ADDITIONAL PARTS AND MATERIALS

- J1—Wall-adaptor compatible power-input jack
- J2—Modular telephone jack
- J3—DB-9 or DB-25 RS-232 connector
- JP1, JP2—2-position header pin
- MIC1—Electret-condenser microphone cartridge
- S1—Single-pole, double-throw toggle switch
- XTAL1—3.579-Mhz crystal jumper blocks, 12-volt DC wall adapter, case, hardware, etc.

Note: The following items are available from ATC Electronics, PO Box 14091, Scottsdale, AZ 85260-4091: Preprogrammed PIC16C54 microcontroller, \$10.00; Printed circuit board, \$6.50; IC4 (SSI-202P), \$2.25; Complete kit of all parts, less case and RS-232 connector, \$32.50; Data-logging program, \$7.50. Please add \$4.00 for shipping and handling on all component orders—data-logging program price includes shipping. AZ residents must add appropriate sales tax. IC4 is also available from B. G. Micro, Inc., PO Box 280298, Dallas, TX 75228, Tel: (800) 276-2206.

communication program settings to make sure they are set properly. If there is no characters at all, check the wiring between the unit and the PC. Also, check the unit to make sure there are no wiring errors. If you see the sign-on message, check to make sure that S1 is in the telephone position. Pick up a telephone and dial three or four digits. Pause for 4 seconds and dial a few more digits. The two groups of numbers should appear in two separate columns. Ten seconds after the last digit is dialed, the cursor should drop down to the beginning of the next line.

Once the telephone connection is working properly, the microphone is tested next. Turn on a shortwave or amateur receiver and tune to a signal where DTMF signals can be heard. Turn the receiver volume level up to a comfortable level and place the DTMF-Plus about 6 inches from the speaker. Set S1 to the microphone position.

As DTMF signals are heard on the receiver, the corresponding numbers should be displayed on the PC screen. If a suitable receiver is not available, you could also use a speakerphone to test the microphone. Place the unit in front of the speakerphone and turn the speakerphone on. Go to another telephone, pick it up, and dial several digits. The digits should be heard over the speakerphone. The DTMF-Plus should decode them and send them to the PC. Note, however, that some speakerphones limit and clip loud signals, which could result in distortion of the tones. If that happens, the unit will not decode them, and this technique will not work.

If everything is working well, the unit is ready to be put to use. You may leave it connected permanently to the telephone line if you wish. It will not interfere with normal telephone operation and the incoming ring voltage from the

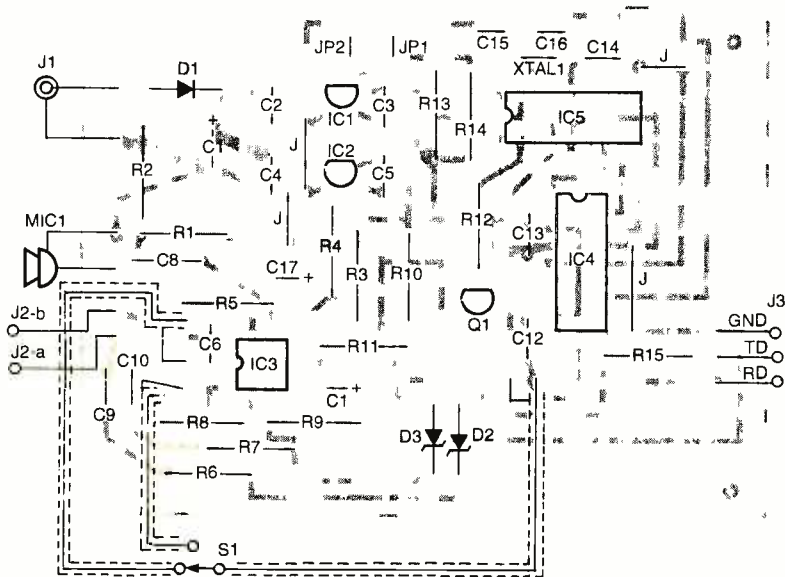
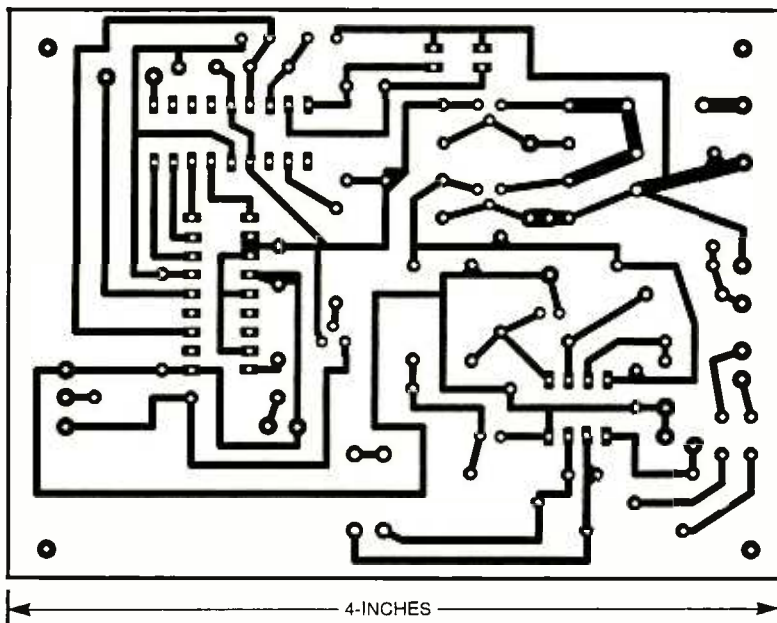


Fig. 2. Use this parts-placement diagram to locate the parts of the DTMF-Plus if you use the foil pattern. Shielded cable should be used to connect S1. The shield should be connected to the ground holes in the PC board only—do not connect them together at the switch.

telephone system will not have any adverse affect on the unit.

Using the DTMF-Plus. Data from the DTMF-Plus can be displayed on a PC using any available communications program. An optional data-logging program is also available from the source given in the Parts

List to permanently store any information that is decoded. That program lets you store any data that is decoded for viewing at a more convenient time. For example, you can leave the DTMF-Plus connected to a telephone line and a PC. Each time a number is dialed, it will be stored in the computer for later



Here's the foil pattern for the DTMF-Plus. A simple circuit and a few jumper wires easily fit the entire project onto a single-sided board.

viewing. Each time the DTMF-Plus sends a carriage return/line feed combination, the line of digits is stored as a call record in a database. Records can be deleted from the database on an individual basis or all records can be deleted at once. That DOS-based program runs on any IBM-compatible computer.

As you explore the abilities of the DTMF-Plus, you'll find new ways to use the unit. One use is as a tester for telephones, modems, and communication programs. The only limit is your imagination. Ω

SMARTBOX

(continued from page 32)

just comes on. Then accelerate slightly and note that LED2 goes out. Allow the vehicle to coast, and note that LED2 comes on again.

You will probably wish to drive several miles at various speeds and through upgrades and downgrades to learn how the setting of R14 suits your vehicle and driving habits. It may be readjusted in accordance with individual taste. Remember, when LED2 is on, the compressor is enabled when the air-conditioning system calls for cooling.

Once the calibration is completed to your satisfaction, install the Smartbox in the vehicle where the driver can operate S1 and view the LEDs.

When the vehicle is parked in full sun on a hot day, you may wish to use the override switch to obtain maximum cooling power until the interior is cool. That allows the system to operate normally without the fuel-saving feature. Once the interior of the vehicle is comfortable, switch back to automatic control for improved fuel economy and vehicle performance. Ω

There's a life
to be saved right now.

Please give blood.
Call 1-800 GIVE LIFE



A Great New Printer, Using PostScript as a Computer Language, and Much More

THE FOLKS AT IBM HAVE ADDED A NEW PATENT REPOSITORY TO THE WEB. AMONG OTHER THINGS, IT OFFERS A FREE SEARCHABLE MASTER FILE FOR ALL PATENTS IN ALL FIELDS NEWER THAN 1971 AND A \$3 PER PATENT HARD-COPY FAX SERVICE. YOU CAN

access the site from the *Patent Avoidance Library Shelf* page of my www.tinaja.com, or directly at <http://patent.womplex.ibm.com>

This new service certainly is fast, convenient, and scads of fun to play with. Text and complete figures are included, as are "forward-looking" cross references. The site is not yet in Adobe Acrobat, so the figures remain somewhat grubby looking. And I feel their search engine seems to be a tad on the weak side.

But note that not one patent in 200 ever shows any net positive cash flow, and less than one patent in 1000 is ever "new" enough or "non-obvious" enough that it cannot get busted with a thorough enough search for prior art in obscure enough places. Thus, any patent repository might overwhelmingly end up providing a mind-numbing stash of incompetent failures and total losers. An amazing number of patents just plain do not work. Your effort is infinitely better spent studying the trade journals and all of the web sites where the winners consistently appear.

For instance, I was two for two on my first visit here. I looked into two patents and now have a pair of superb new candidates for my patent horror-story collection. I first searched on "AC phase control" to find out where it would lead me. The first patent, from 1992, looked vaguely familiar. Sure enough, I had published the exact same waveforms back on page 30 of the September 1969

issue of **Popular Electronics**. While studiously ignoring obvious high-profile, public-domain prior art, they did, of course, manage to make their design far more complex and way more expensive than necessary.

The second patent was more recent, and even sadder. They started with a 1938 construction project from *Radio News* that talked about what was then referred to as a Thyatron half-wave proportional AC power control—a fine subject that later became a mainstay chapter in most industrial-electronics books of the 1940s. As further claims, they then added some wishful thinking of the type that every introductory circuit-theory book warns you about, usually in bold print. Sigh.

More on patent horror stories can be found in PATNTHOR.PDF on my Web site. A reality checklist of the scant few times when a patent might be appropriate can be found there in WHEN2PAT.PDF. Tested and proven

alternatives to patents and patenting are provided in my *The Case Against Patents* package from Synergetics.

A Superb New Printer

I've long been searching for a cost-effective way to do high quality, full-color covers for my book-on-demand publishing. There is now this utterly amazing new MD-2010 printer from Alps that fills the bill beautifully, and at a street price as low as \$390.

The unit is a letter- to legal-size dye sub printer. Their micro-dry inks arrive on ribbons, usually in photo-realistic black, cyan, magenta, and yellow, but optionally in metallic-foil gold, silver, and cyan, along with a regular black. Thus, you can easily do Kroy Color and hot-stamp effects with this machine, and the output quality has to be seen to be believed.

Final prints are water resistant. Optional materials let you handle T-shirt, mug, and printed circuit transfers by use of iron-on transfers and back-print stocks. Their back print stock gives you a way to produce glossy "photos"—you auto-print reversed left-to-right on to the transfer sheet, and then iron the stock onto your final page. The carrier sheet then gets peeled away, leaving you with a protected glossy-photo effect.

The typical setup for this is an 8-MB or higher Windows 95 host with a high speed bi-directional parallel port. The fancy and custom, menu-driven, print-driver software is included, as is a stripped down CD version of Adobe PhotoShop they named Photo Deluxe.

The Alps MD2010 is rather well suited to point-of-purchase messages, greeting cards, table tents, badges, and high-quality business cards, and many other kinds of full-color fill-a-local-need spe-

NEED HELP?

Phone or write all your US Tech Musings questions to:

Don Lancaster
Synergetics
Box 809-EN
Thatcher AZ, 85552
Tel: 520-428-4073

US e-mail: don@tinaja.com
Web page: <http://www.tinaja.com>

**new from
DON LANCASTER**

ACTIVE FILTER COOKBOOK

The sixteenth (!) printing of Don's bible on analog op-amp lowpass, bandpass, and highpass active filters. De-mystified instant designs. \$28.50

CMOS AND TTL COOKBOOKS

Millions of copies in print worldwide. THE two books for digital integrated circuit fundamentals. About as hands-on as you can get. \$28.50 each.

**INCREDIBLE SECRET
MONEY MACHINE II**

Updated 2nd edition of Don's classic on setting up your own technical or craft venture. \$18.50

LANCASTER CLASSICS LIBRARY

Don's best early stuff at a bargain price. Includes the CMOS Cookbook, The TTL Cookbook, Active Filter Cookbook, PostScript video, Case Against Patents, Incredible Secret Money Machine II, and Hardware Hacker II reprints. \$119.50

LOTS OF OTHER GOODIES

- Tech Musings V or VI \$24.50
- Ask the Guru I or II or III \$24.50
- Hardware Hacker II, III or IV \$24.50
- Micro Cookbook I \$19.50
- PostScript Beginner Stuff \$29.50
- PostScript Show and Tell \$29.50
- Intro to PostScript Video \$29.50
- PostScript Reference II \$34.50
- PostScript Tutorial/Cookbook \$22.50
- PostScript by Example \$32.50
- Understanding PS Programming \$29.50
- PostScript: A Visual Approach \$22.50
- PostScript Program Design \$24.50
- Thinking in PostScript \$22.50
- LaserWriter Reference \$19.50
- Type 1 Font Format \$16.50
- Acrobat Reference \$24.50
- Whole works (all PostScript) \$380.00
- Technical Insider Secrets FREE

POSTSCRIPT SECRETS

A Book/Disk combination crammed full of free fonts, insider resources, utilities, publications, workarounds, fontgrabbing, more. For most any PostScript printer. Mac or PC format. \$29.50

BOOK-ON-DEMAND PUB KIT

Ongoing details on Book-on-demand publishing, a new method of producing books only when and as ordered. Reprints, sources, samples. \$39.50

THE CASE AGAINST PATENTS

For most individuals, patents are virtually certain to result in a net loss of sanity, energy, time, and money. This reprint set shows you Don's tested and proven real-world alternatives. 28.50

BLATANT OPPORTUNIST I

The reprints from all Don's Midnight Engineering columns. Includes a broad range of real world, proven coverage on small scale technical startup ventures. Stuff you can use right now. \$24.50

RESOURCE BIN I

A complete collection of all Don's Nuts & Volts columns to date, including a new index and his master names and numbers list. \$24.50

FREE SAMPLES

Check Don's Guru's Lair at <http://www.tinaja.com> for interactive catalogs and online samples of Don's unique products. Searchable reprints and reference resources, too. Tech help, hot links to cool sites, consultants. email: don@tinaja.com

FREE US VOICE HELPLINE VISA/MC

SYNERGETICS
Box 809-EN
Thatcher, AZ 85552
(520) 428-4073

CIRCLE 205 ON FREE INFORMATION CARD

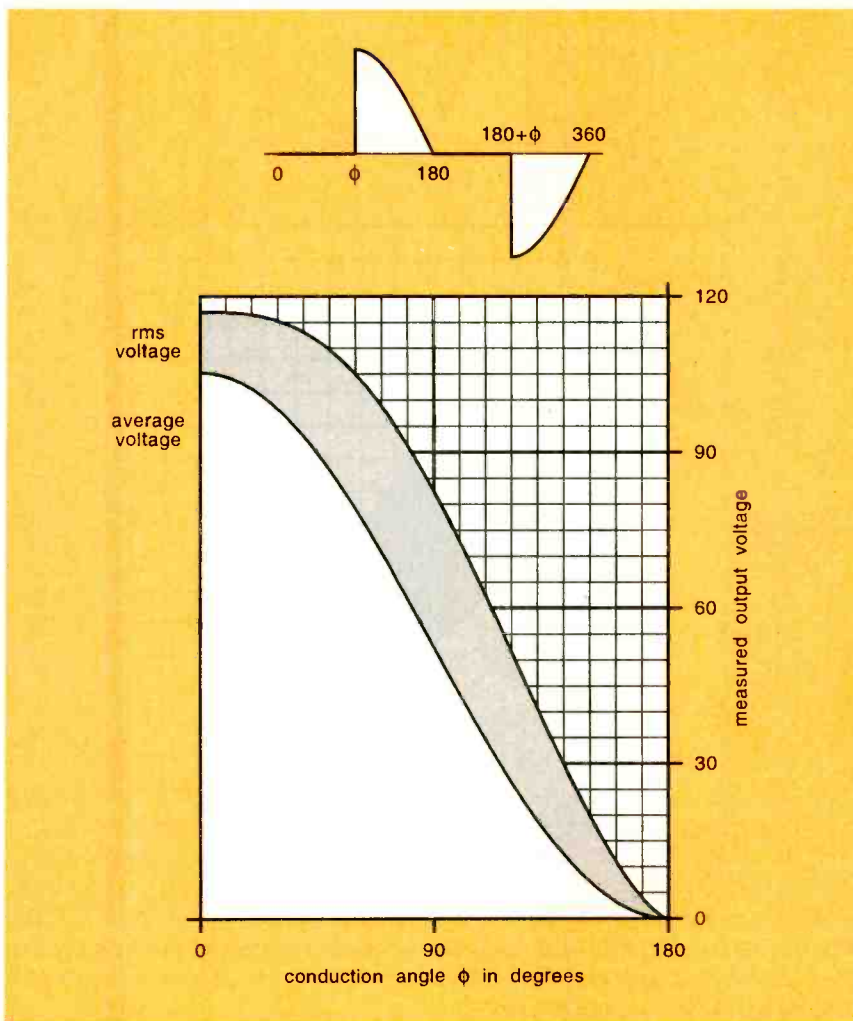


FIG. 1—HOW THE rms AND AVERAGE VOLTAGES for a line-operated, full-wave, Triac phase control vary with the conduction angle.

cialty items.—the kind of stuff you can easily make a buck on. The printer does not directly speak PostScript—at least not yet—but you can easily print PostScript files with the MD-2010 using either “GhostScript” host shareware or by the .PDF format of Adobe Acrobat. Also on this topic, a while back I wrote a COLORIZ2.PS routine that converts older B/W PostScript grays into color tints for web display. Amazingly, that same routine works well on the MD-2010. It invisibly and automatically takes care of the color separations for you!

The printer works on a multiple pass basis, grabbing one ribbon at a time. It sure is fun watching those color separations getting built up into a final print. Because the ribbons are bar coded, any ribbon can go in any slot, but make sure they are right side up and be certain to verify the anti-curling bar is completely to the left when you close the lid.

Alps claims a 14 cents-per-page cost

for ribbons. That estimate assumes a “normal” business letter and letterhead with a scant five percent coverage of each color, and is based on a cost of \$6 per ribbon. Costs should drop when third-party bulk ribbons and greatly improved prices appear in *Recharger* magazine and similar sources. Anyway, because of denser coverage, any typical book-cover ribbon cost might price out more like 40 cents, or more. Worst case, a full-page and full-color print could exceed several dollars a copy, plus whatever is expended in scrap and testing.

The Alps machine can print up to a 8- by 13.5-inch active area on most any 8.5 by 14 legal sheet. That translates to a book cover that can be over eight-inches high and nearly seven-inches wide, minus bleeds and trims. As an example, my *Active Filter Cookbook* is 5.5-inches wide by 8.5-inches high.

The printer offers a “cardboard” mode that handles papers up to ten mils

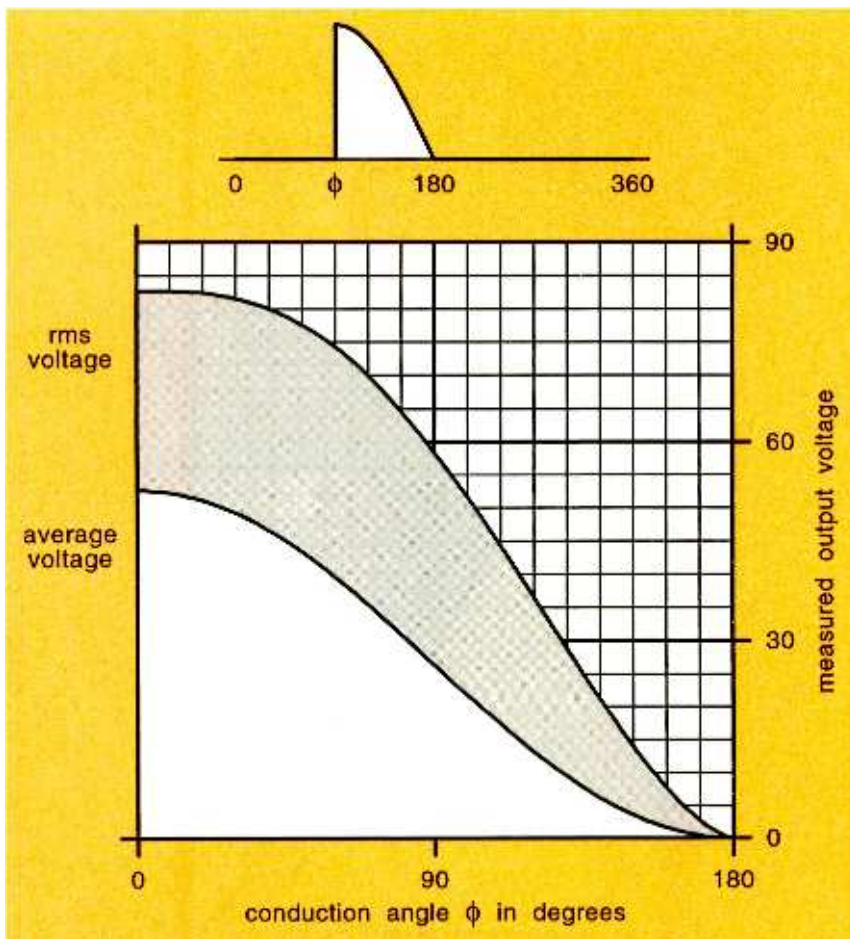


FIG. 2—THE rms AND AVERAGE VOLTAGES for an AC, line-operated, half-wave thyatron phase control. Because it tries to draw direct current from the AC power line, this circuit is obsolete and should no longer be used.

thick. But a better alternative is to print up your cover on a high quality thinner paper and thicken it by using a white self-stick label backing. Giving you a heavy weight and the “duplex-stock” effect of a fully professional cover. Either back-print stock or optional lamination can be used for extra scuff resistance. I personally prefer the low gloss and “lay flat” materials. More on all these binding topics is found in EMERGOP5.PDF.

As you might expect, there is a trade-off for the low cost and high print quality. Here it is in print speed, which is best described as “not quite glacial.” For instance, last month’s six-page printout (in .PDF form) of my column will print in B/W at 360 copies per hour on my 5SiMx. In color, with host PostScript, the MD2010 just barely manages 3 or so copies per hour. Speed should improve when their internal PostScript upgrade is added. But for now, this printer is clearly not suitable for online network printing, and probably is not your best choice as your first and only printer.

Also note that while the print quality

on a light beige is outstanding, I found a very slight patterning on a blue-green tint. Thus, certain light shades often print better than others. I also found their greens wandering off somewhat too far into the blue. For book-on-demand covers, you might want to adjust the colors to suit what the printer does best.

My MUSE112.PDF makes a fairly useful PostScript printer demo. I’ve also uploaded a new sample test book-on-demand cover as ACTIVCOV.PDF. More on book-on-demand secrets in my *Book-on-Demand Resource Kit* and on the book-on-demand library shelf of www.tinaja.com. Incidentally, there’s also a version of this printer, the MD-4000, that includes a built-in scanner. The Alps Web site is www.alps.com

PostScript as Language

I have always felt that PostScript is an absolutely outstanding and general-purpose computer language. I use it for nearly all of my design and development work. I have recently used PostScript for everything from my magic sinewave syn-

thesis, to Web site hit analysis, to Smith Chart RF generators, to printed-circuit layouts, to robotics controllers, to stock-market tracking, and more.

Some exciting things have recently happened that make PostScript even more attractive and easier to use. For instance, Adobe Acrobat is now fully Web friendly. Another product, Adobe Access, opens up resources for the disabled. GhostScript shareware gives you one powerful and flexible host-located equivalent to display PostScript. The Videonics folks now have PostScript video apps. And my “Flutterwumper” techniques extend PostScript to cost-effective robotics.

But the really neat new trick is that the Distiller in Adobe Acrobat is also a fast and easy way to do host-based PostScript computing! The Distiller produces printable output files, reads or writes disk data files, or returns recordable data to its log file, making it fast and fun to explore PostScript as language without even needing a PostScript printer.

If you are using Adobe Distiller as a PostScript-as-language computer, note that the results are written to the .LOG file rather than your .PDF file. Because of that, you might often throw away the baby and drink the washwater! More information on PostScript in the “red book” *PostScript Reference Manual* and “blue book” *PostScript Tutorial*. Additional information can also be found on the PostScript library page of www.tinaja.com

Finding rms Currents

A typical example of what you can do when using PostScript as language appears in Listing 1. That listing shows a routine that lets you find the rms and average values for any waveform. It accepts an array of amplitudes as an input. Those values can be mathematically determined or experimentally lab measured.

The example illustrated finds the rms and average voltage values of a full wave Triac phase controller for various firing angles. The data array gets normalized to unity peak amplitude. Every array value first gets squared and summed. Your result then gets divided by the number of samples to find your rms voltage or current.

Although any reasonable number of array values can be used, a hundred to a thousand data points often gives you accurate results, and it does so fairly quickly. You could edit and send the

code to any PostScript printer having two way recordable comm, or route it to GhostScript. But best of all, feed it to Acrobat Distiller 3.0 for convenient and fast host-based computing.

The full-wave results are shown in Fig. 1. As we've seen before, the output rms voltage is not linear with phase angle. That's caused by there being very little energy in the "ears" of a half sinewave.

For historical interest, I've included the old half wave "Thyratron" phase-control response in Fig. 2. Because of its limited range and its big no-no of drawing direct current out of the AC power line, that circuit became obsolete in the early sixties as full wave Triacs and other solutions became practical. In fact, as of July 1997, the circuit is illegal in Europe per the EN60555 standard. In the US, a similar IEEE 519 standard is pending.

Anyway, back to our discussion: A half-wave circuit can conduct only on the positive cycles, so it can deliver only one half of the available power. Note that half power is 0.707 voltage on a sinewave, so your maximum half-wave rms voltage on a 117-volt line is 83 volts or so. Also note how badly any average responding meter under-reports your system power, especially at low levels and late conduction angles.

For instance, we see that at an angle of 125 degrees, the true rms voltage is 32, while a typical average meter will report 12 volts—an error of 267%! Listing 1 and additional examples are available ready-to-use as my file FIND-RMS.PS, while your actual code used to generate Figs. 1 and 2 can be extracted from MUSE113.PSL.

Pager Vibrators

Here's one that sure hit me from way out in left field. There have been some recent Helpline requests for more information on pager vibrators, also called pager motors. Apparently there's a few new robotics or personal warning-device possibilities for these.

My personal fire pager is older and lacks one of these, so I did not have a clue where to begin. Some possibilities were *Mobile Radio Technology*, *Telecom* and *The Mart* magazines. A company called Endicott Coil used to make keyboard clickers, but I have not checked into them recently. To attack the robotics angle, there is *Mondo-tronics* for the parts and *Robotics Digest* magazine for ads and technical information.

Unfortunately, all of those seemed somewhat short of the mark. These days, to pick up instant answers, you always go to the Web. Start with the

```
% POSTSCRIPT RMS VALUE FINDER
% =====
% Copyright c 1997 by Don Lancaster and Synergetics, Box 809,
% Thatcher AZ, 85552. (520) 428-4073 www.tinaja.com don@tinaja.com
% All commercial rights and all electronic media rights are
% *fully* reserved. Linking welcome. Reposting expressly forbidden.
% =====

% Consulting services available on concepts shown.
% Two-way recordable comm is **REQUIRED** for these utilities.
% Routines excerpted from FINDRMS.PS on www.tinaja.com...

/scaleamp 117 2 sqrt mul def % use a 117 volt ac cycle
/startang 0 def % set limits
/stopang 180 def %
/engang 180 def %
/res 0.1 def % step resolution in degrees

% Assume a ONE OHM load. Make a normalized array holding the desired
% waveform values. This routine optimizes for ac phase control.
% Any values array normalized to peak = 1 can be substituted...

/makewaveform (/waveform mark 0 res engang (/ang exch store ang
startang gt ang stopang lt and (ang sin) (0) ifelse) for) def } def

% do the rms and average calculations on the waveform array...

/findrms1 { 0 waveform {add } forall waveform length div
/normaverage exch store 0 waveform {dup mul add} forall waveform
length div sqrt /normrms exch store normrms normaverage dup 0 eq (pop
0.000001) if div /normratio exch store} def

% report the results...

/crlf true def % IBM or sanity?
/return {(r) print crlf ((n) print) if} def

/reportrms (return return (The average normalized waveform value is )
print normaverage 20 string cvs print return return
(The rms normalized waveform value is ) print normrms 20 string cvs
print (.) print return
(The ratio of rms to average is ) print normratio 20 string cvs print
(.) print return return
(The average scaled waveform value is ) print normaverage scaleamp
mul 20 string cvs print (.) print return return
(The rms scaled waveform value is ) print normrms scaleamp mul 20
string cvs print (.) print return return return) def

/findrms {findrms1 reportrms} def % convenience linker

% ===== demo - remove or alter before reuse. =====
% (A) Plot the rms voltage versus phase angle for a triac that
% conducts only a portion of each ac half cycle

/res 0.1 def % 0.1 degree accuracy
/startang 0 def % start at turnon angle
/stopang 180 def % go to the end of half cycle
/engang 180 def % stop at one half ac cycle
/scaleamp 117 2 sqrt mul def % use a 117 volt ac cycle

0 10 180 { /startang exch store (The phase angle is ) print startang
20 string cvs print ( degrees.) print return makewaveform findrms}
for flush

% should return these edited results...

%% The phase angle is 0 degrees.
%% The rms voltage is 117.0.
%% The ratio of rms to average is 1.11072.

%% The phase angle is 10 degrees.
%% The rms voltage is 116.936.
%% The ratio of rms to average is 1.11852.

<< more stuff here >>

%% The phase angle is 170 degrees.
%% The rms voltage is 3.94639.
%% The ratio of rms to average is 4.88476.

%% The phase angle is 180 degrees.
%% The rms voltage is 0.0.
%% The ratio of rms to average is undefined.
```

LISTING 1—YOU CAN EASILY FIND THE rms and average voltages or currents for any waveform using this powerful PostScript-as-language routine.

PAGER VIBRATOR RESOURCES

Cellular Business

9800 Metcalf
Overland Park, KS 66212
(913) 341-1300

Endicott Coil

24 Charlotte Street
Binghamton, NY 13905
(607) 797-1263

The Mart

899 Presidential #110
Richardson, TX 75081
(800) 864-1155

Micro Mo Electronics

14881 Evergreen Avenue
Clearwater, FL 34622
(813) 572-0131

Mobile Radio Technology

9800 Metcalf
Overland Park, KS 66212
(913) 341-1300

Mondo-tronics

524 San Anselmo Ave #107
San Anselmo, CA 94960
(800) 374-5764

Motorola Communications Prods

1301 E Algonquin Road
Schaumburg, IL 60196
(800) 668-6752

Namiki

201 W Passaic Street
Rochelle Park, NJ 07662
(201) 368-0123

Pageco

2400 E Comm Blvd #630
Ft Lauderdale, FL 33308
(954) 776-0031

Robotics Digest

966 Elm Street
Rocky Ford, CO 81067
(719) 254-4558

Surplus Traders

PO Box 276
Alburg, VT 05440
(514) 739-9328

Telecom

1020 Church St
Evanston, IL 60201
(847) 475-1900

"search all sites" top button on my Web-Related Utility Links page. Punch on down into Alta Vista, and then enter "pager vibrator" or "pager motor". Presto, instant results!

We found that Namiki is the leading

NAMES AND NUMBERS

Adobe Acrobat

1585 Charleston Rd
Mountain View, CA 94039
(800) 833-6687

Alps Electric

3553 North First Street
San Jose, CA 95134
(408) 432-6000

Antique Power

Box 838
Yellow Springs, OH 45387
(937) 767-1433

Cryptosystems Journal

485 Middle Holland Rd
Holland, PA 18966
(215) 579-9888

Damark

Box 29900
Minneapolis, MN 55429
(800) 729-9000

Machinery Dealers National Association

1110 Spring Street
Silver Spring, MD 20910
(301) 585-9494

Magnetic Research

122 Bellevue Ave
Butler, NJ 07405
(201) 838-6348

Maxim

120 San Gabriel Dr
Sunnyvale, CA 94086
(800) 998-8800

Metal Buyers Mart

N15 W22218 Watertown Rd #3
Waukesha, WI 53186
(800) 657-0721

Ragtime

4218 Jessup #AB
Ceres, CA 95307
(209) 668-0366

Recharger

4218 W Charleston Blvd
Las Vegas, NV 89102
(702) 438-5557

Synergetics

Box 809
Thatcher, AZ 85552
(520) 428-4073

TelCom Semiconductor

1300 Terra Bella Avenue
Mountain View, CA 94043
(415) 968-9241

TriTech Micro

1440 McCandless Drive
Milpitas, CA 95035
(800) 253-8900

Videogame Advisor

64 Danbury Road, Ste 500
Wilton, CT 06897
(203) 761-6150

Vision Systems Design

10 Tara Blvd, 5th Floor
Nashua, NH 03062
(603) 891-0123

manufacturer. A typical model is their 6CV-1501WL-00. This gem is six millimeters in diameter and only fifteen millimeters long. The 1.3 volt motor runs at 7000 rpm. Which translates to 116 "whumps" per second. A companion tungsten counterweight is included.

Motorola apparently uses Namiki pagers internally as their part number 5950-46803. A second pager-vibrator supplier is Micro-Mo.

The Net also tells us that these are a tad pricey, being something like \$17 in singles. One smaller quantity reseller is PageCo. Also, Surplus Traders has these in huge quantities, but only on a when-and-as-available basis.

A few of these useful pager motor contacts are shown in this month's resource sidebar. Be sure to tell me about any new uses you can come up with for these, or if you find a super cheap source for them.

Names & Numbers

First this month, from Maxim, there's a new Product Data Sheets CD. TriTech Microelectronics has data sheets on several intriguing new chips, such as a TR88801CS pen input conditioner, a 89101 Caller ID interface, and their TR83100CF voice-storage processor.

From TelCom Semiconductor comes a Thermal Management Guide on all of their electronic thermostats and temperature sensors. Wireless remote game controllers are being distressed out by Damark at \$50 each. Those would appear to offer all sorts of unusual short range data-communications possibilities.

How about player pianos that are now fully MIDI compatible? For full details, you can contact the folks at Ragtime.

The great *Magnetic Measurements Handbook* has been newly revised by Jack Janicke of Magnetic Research. You'll find plenty of fluxgate information

there. Tony Patti has released the fourth volume of his ongoing self-published *CryptoSystems Journal*.

From MDNA comes the *Used Machinery Buyers Guide*. For largish pieces of metal in smaller quantities, check out *Metal Buyers Mart*.

New trade journals for this month include *Vision Systems Design* and *Videogame Advisor*. If you are really into hardware, look into *Antique Power* magazine; it's mostly on restoring steam tractors. There's also a sister publication with the subtle name of *Old Truck*. There's some amazing stuff in both.

For the insider secrets of starting up your own technical venture, check my *Incredible Secret Money Machine II* as per my nearby Synergetics ad. Also visit my Guru's Lair Web site at www.tinaja.com. I have just added a mass teleportation update there as file RESBN63.PDF, plus font conversion tools PFA2PFB.PS and PFB2PFA.PS. Most items mentioned appear in the Names & Numbers or the Pager-Vibrator Resources sidebars. Be sure to check there first before calling our no-charge US technical helpline. Let's hear from you! **EN**

WHAT'S NEWS

continued from page 6

More information about Wescon/IC Expo is available by calling 1-800-877-2668, or online at <http://www.wescon.com>.

Electronics Reliability Testing

Many existing and emerging technologies, including industrial robots and medical electronic implants, face a critical need for low-cost, rapidly achievable, electronics-reliability testing. Sandia National Laboratories' Electronics Quality/Reliability Center (EQRC) provides industry with easy access to Sandia's electronics reliability expertise, garnered in part from its role of ensuring the ultra-reliability of nuclear weapons electronics.

Sandia conducts one of the world's largest electronics reliability/failure-analysis programs. The EQRC, which concentrates on working with small busi-

nesses, has a technical staff of 30 "real-world" experts, and includes more than 40 major pieces of equipment valued at \$10 million.

EQRC users can measure stresses on semiconductor devices using x-ray diffraction, test large numbers of devices to generate statistically significant results, or measure both the currents and voltages on ICs. A manufacturer can discover reliability problems before incurring the high costs of "dicing up" and packaging ICs by performing wafer-level reliability tests on up to 8-inch wafers. The Sandia-developed Charge Induced Voltage Alteration (CIVA) techniques locate open circuits in complex ICs in as little as 15 minutes to an hour, compared with traditional failure-analysis techniques that take weeks or even months. **EN**



**Volunteers
Welcome**

Coil Design and Construction Manual

F. F. DALRYMPLE



YOU CAN WIND YOUR OWN COILS?

There's no trick to it except knowing what you are doing. In a unique, 106-page book you can become expert in winding RF, IF, audio and power coils, chokes and transformers. Practically every type of coil is discussed and necessary calculations are given

with the mathematical data simplified for use by anyone. Get your copy today!

Mail coupon to:

Electronics Technology Today, Inc.
P.O. Box 240 • Massapequa Park, NY 11762-0240

Please send me my copy of *Coil Design and Construction Manual* (160). I enclose a check or money order for \$8.95 to cover the book's cost and shipping-and-handling expenses. NY state residents must add local sales tax.

Name _____

Address _____

City _____ State _____ ZIP _____

All orders must be paid in U.S. funds only. Sorry, no orders accepted outside of USA and Canada. Please allow 6-8 weeks for delivery.

High-Tech for low Budgets

150MHz ANALOG 200MS/s DIGITAL \$ 1980.00

HM1507

Made in Germany



2 Probes Included

3Year Warranty

- 2 x 150 MHz / max. 200MS/s / 4 x 2048 x 8 bit
- Autoset Readout and Cursor
- Dual Time Base Save/Recall (10 setups)
- Delay-Line 14kV-CRT
- Triggering: DC to 250MHz, (<0.5div.)
- Remote Control via RS-232 built-in Interface

Call now: Toll-free (800) 247-1241 or E-MAIL: "HAMEG@AOL.COM"

HAMEG Inc.

266 East Meadow Ave.

1939 Plaza Real

East Meadow, NY 11554

Oceanside, CA 92056

(516) 794-4080

(619) 630-4080

(516) 794-1855

(619) 630-6507

CIRCLE 131 ON FREE INFORMATION CARD

Build Your Own Audio Oscillator

ONE OF THE MOST IMPORTANT PIECES OF AUDIO TEST EQUIPMENT THAT YOU WILL EVER OWN IS AN AUDIO OSCILLATOR. IN THIS COLUMN I WILL SHOW YOU THE BASICS OF BUILDING ONE FOR YOURSELF. IT IS THE FIRST OF A SERIES OF AUDIO

test instruments that will be discussed in the coming months.

For those that are regular builders, you know that making your own test instruments, having them work well, and having them look impressive to others

standard, easily available parts wherever possible. Occasionally some specialized part is needed to make the project work properly. Whenever that happens, the part is fully identified. In addition, I will make sure that the part is available, at a

changing the values of two precision resistors or capacitors, the output frequency can be easily varied.

The Simple Audio Oscillator

My Wien-type circuit generates four basic frequencies and uses them to cover the entire audio band, and somewhat beyond. Although once we get outside of the fundamental 20—20,000 Hz range, output-signal amplitude is no longer constant. The unit is controlled using three banks of switches—one to set the frequency, one to set the multiplier, and one to select the output level. The output itself is an unbalanced low-impedance type that will drive loads of 600 ohms or greater. The unit is AC powered and physically small (2½-inches high, 4½-inches deep, and 8-inches wide). It is also inexpensive to build. Ordinary hand tools and soldering equipment will help you complete the job.

As I stated, the oscillator is a standard Wien bridge circuit. The resistors and capacitors used in the frequency-determining part of the circuit (the bridge itself) should be high-tolerance parts. I used 1% resistors and 5% capacitors in the design. Also, the more closely you match the resistors and capacitors, the lower the distortion the circuit produces. The oscillator frequency is set using the formula:

$$f = 2\pi RC$$

If we choose the capacitance carefully, a range of 1000:1 becomes practical. However, I chose to switch capacitors in BCD (Binary-Coded Decimal) format to produce whole-number frequencies (more on the switching scheme in a moment). That produces a very large range of possible frequencies from an

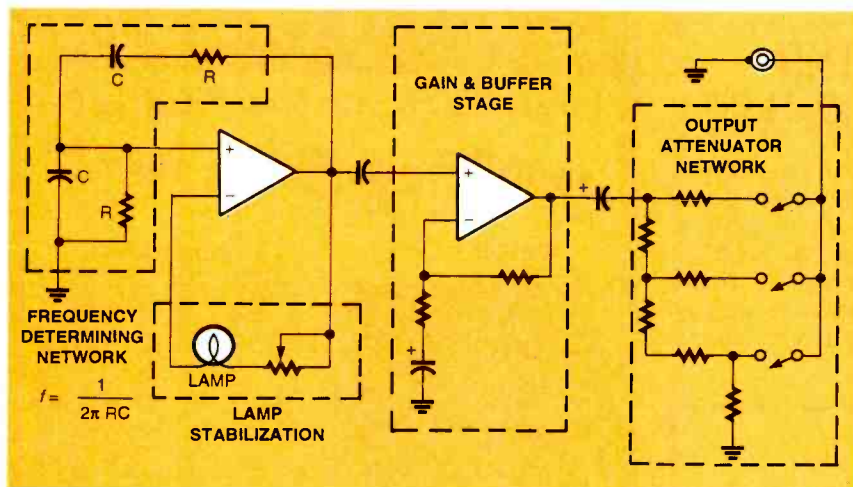


FIG. 1—HERE'S THE BLOCK DIAGRAM of our audio oscillator. The parts designated R and C in the frequency-determining network actually represent banks of precision resistors and capacitors that are switched using a pushbutton switch assembly.

can be extremely satisfying. It can also save you a lot of dollars. For those that rarely, if ever, build, why not give this a try; along the way, I will do my best to help you overcome some of the typical frustrations that newcomers face.

Part of my job as the author is to work all the kinks and bugs out of the design and make the instrument easy to duplicate. To make that happen, I have used

reasonable cost. I will also make available a complete kit of all parts for those readers who prefer that approach.

The simple audio oscillator we are about to describe is needed to test all kinds of audio devices. While researching the different types of oscillators that might lend themselves to this task, I discovered that a Wien type was the best choice. One of its advantages is that by



FIG. 2—HERE'S THE FRONT-PANEL layout for the instrument. The frequency and range selector switches discussed are on the left-hand side.

instrument that is small and inexpensive.

The exact frequency is determined by the tolerance of the components. For example, if we set a test frequency of 1 kHz and the true exact frequency is 1057 Hz, will it affect the readings? The answer is probably not. Of course that might not be true if we were trying to set up a crossover or some filter circuit where a more precise standard is needed.

ORDERING INFORMATION

The following items are available from Franklin J. Miller, 2100 Ward Dr., Henderson, NV 89015: A complete kit of all parts, including case, circuit boards, front panel label, \$110.00; a partial kit of essential parts (pre-punched case, two circuit boards, three pushbutton-switch assemblies, and front-panel label), \$45.00. Shipping in US included.

Frequency-Selector Switches

Two switch banks are used to select the generator's output frequency. The top bank (see Fig. 2), marked FREQUENCY, changes the resistor values in the Wien Bridge. Note that the switches are labeled 2, 4, 8, and 16. They are additive. So if you push 2 and 4 you get 6. If you push 2, 4, and 16, you get 22. The lower bank of switches, labeled RANGE is the range selector. Those switches are marked X1, X10, X1K, and X10K. Only one switch can be depressed at a time in this bank. So to select a 10,000-Hz output, we would depress 2, and 8 (= 10) in the top bank, and X1K in the bottom bank. No, you cannot select every specific frequency—for example, 33 Hz and 77 Hz are not available. But more than enough frequencies are available, and I felt the trade-off was worthwhile to keep the cost down.

The switching arrangement is really handy if you want to look at amplifier performance at two different frequencies. Just set up the first and look at the output from the amplifier. Then switch frequencies and see what happens to the output.

Getting Started

You have a variety of choices in building your oscillator. You can order a complete kit of all parts; a partial kit consisting of the unit's two PC boards, three pushbutton switch assemblies, pre-punched cabinet, and preprinted front-panel label; or you can build your own from scratch. For those interested in the complete or partial kits, details are in the Ordering Information box. If you want to build your own from scratch, the next column will present the foil patterns, full schematic, and a detailed parts list. See you then. **EN**

CABLE CONVERTER DIAGNOSTIC TEST CHIP

LOAD FULL ACTIVATION OF CABLE CONVERTER

WE STOCK A COMPLETE LINE OF CHIPS, TOOLS, WIRELESS QUICK INSTALL TEST BOARDS AND DIAGNOSTIC CUBES FOR ALL CONVERTERS!

*****ANYONE IMPLYING ILLEGAL USE WILL BE *****

DENIED SALE. WE SELL PRODUCTS ONLY!! TO TECHNICIANS OR CABLE REPAIR FACILITIES!!

#1 IN CUSTOMER SERVICE & TECH. SUPPORT!

***ALL ORDERS SHIP WITHIN 24HRS, UPS/ FED-X.**

***PRIORITY NEXT DAY SHIPPING AVAILABLE!**

***SALE= BUY 5 TEST BOARDS AND GET 1 FREE.**

***MON-FRI - 8AM-7PM - SAT 10AM-2PM EST.**

***WEB PAGE HTTP://WWW.800-GOCABLE.COM**

COMMUNICATIONS INC.

ORDERS/CATALOG 1-800-GO-CABLE

TECHNICAL SERVICE DEPT. 717-620-4363 EST. 1976

ANTIQUE RADIO CLASSIFIED

Free Sample!

Antique Radio's
Largest Circulation Monthly.
Articles, Ads & Classifieds.

6-Month Trial: \$19.95. 1-Yr: \$38.95 (\$55.95-1st Class).

A.R.C., P.O. Box 802-L19, Carlisle, MA 01741

Phone: (508) 371-0512 VISA/MC Fax: (508) 371-7129

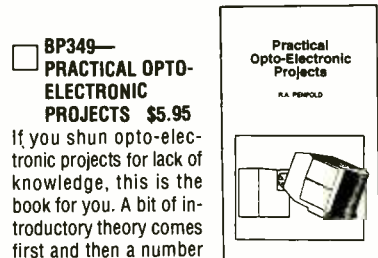
BUY BONDS

You can Build Gadgets! Here are 3 reasons why!



BP345—GETTING STARTED IN PRACTICAL ELECTRONICS \$5.95

If you are looking into launching an exciting hobby activity, this text provides minimum essentials for the builder and 30 easy-to-build fun projects every experimenter should toy with. Printed-circuit board designs are included to give your project a professional appearance.



BP349—PRACTICAL OPTO-ELECTRONIC PROJECTS \$5.95

If you shun opto-electronic projects for lack of knowledge, this is the book for you. A bit of introductory theory comes first and then a number of practical projects which utilize a range of opto devices, from a filament bulb to modern infrared sensors and emitters—all are easy to build.



BP363—PRACTICAL ELECTRONIC MUSIC PROJECTS \$5.95

The text contains a goodly number of practical music projects most often requested by musicians. All the projects are relatively low-in-cost to build and all use standard, readily-available components that you can buy. The project categories are guitar, general music and MIDI.

Mail to:
Electronic Technology Today, Inc.
P.O. Box 240
Massapequa Park, NY 11762-0240

Shipping Charges in USA & Canada

\$0.01 to \$5.00.....\$2.00	\$30.01 to \$40.00.....\$6.00
\$5.01 to \$10.00.....\$3.00	\$40.01 to \$50.00.....\$7.00
\$10.01 to \$20.00.....\$4.00	\$50.01 and above.....\$8.50
\$20.01 to \$30.00.....\$5.00	

Sorry, no orders accepted outside of USA and Canada. All payments must be in U.S. funds only.

Number of books ordered.

Total price of books.....\$ _____

Shipping (see chart).....\$ _____

Subtotal.....\$ _____

Sales Tax (NYS only).....\$ _____

Total enclosed.....\$ _____

Name _____

Address _____

City _____ State _____ ZIP _____

Please allow 6-8 weeks for delivery.

NEW LITERATURE

continued from page 19

RF & Microwave Test Accessories Catalog

Hewlett-Packard Company

3000 Hanover Street

Palo Alto, CA 94304

Tel: 1-800-452-4844, ext. 5085

Web: <http://www.tmo.hp.com/tmo/catalogs>

Free



CIRCLE 341 ON FREE INFORMATION CARD

The products featured in this catalog include step and fixed attenuators, amplifiers, detectors, couplers, switches, and switch drivers. The catalog also provides application discussions, detailed specifications, dimensions, photographs, and product-family overviews. Alphabetical and product-number indexes are included.

Radio Frequency Electronics: Circuits and Applications


by John B. Hagen

Cambridge University Press

40 West 20th Street

New York, NY 10011-4211

\$49.95



CIRCLE 342 ON FREE INFORMATION CARD

This comprehensive book provides an introduction to the basic concepts and key circuits of radio-frequency systems. It covers the fundamental principles that apply to all radio devices, from wireless data transmitters on semiconductor chips to high-power broadcast transmitters. Intended primarily as a textbook for junior and senior courses in electrical engineering, the book also serves as a valuable reference tool for researchers and professional engineers, or for those moving into the field of wireless communications.

Topics include filters, amplifiers, oscillators, matching networks, modula-

tors, low-noise amplifiers, phase-locked loops, transmission lines, and transformers. In each subject, important physical insights are emphasized, while maintaining analytical rigor. The book describes the applications of radio-frequency systems in such areas as communications, radio and television broadcasting, radar, and radio astronomy. It also contains many exercises designed to help readers reach a clear understanding of the material presented.

Ferromagnetic-Core Design & Application Handbook (MFJ-3506)

by M.F. "Doug" DeMaw, W1FB

MFJ Enterprises, Inc.

300 Industrial Park Road


Mississippi State, MS 39762

Tel: 601-323-5869 or 1-800-647-1800

Fax: 601-323-6551

Web: <http://mfjenterprises.com>

\$19.95



CIRCLE 343 ON FREE INFORMATION CARD

Amateur-radio operators, technicians, engineers, and students will find clear information on the practical aspect of magnetic-core materials from low frequency to UHF in this book. It provides an in-depth understanding of basic theory, along with many practical circuit examples that use toroids, rods, and pot cores made of ferrite and powdered iron. All circuits were proven in the lab by the author.

The book teaches readers about proper core selection versus operating frequency, circuit Q, power-handling capability, and physical mass. It shows how to avoid using the wrong core material or misapplying the right core material, which can ruin a perfectly good circuit.

Tedious mathematics have been omitted. To make the material easier to understand, equations are used only when needed to illustrate a concept or design example. The book contains many examples of narrow-band and broadband transformers and inductors. Ferrite loop antennas, slug-tuned inductors, RF

chokes, and ferrite beads are also discussed in detail. Magnetic-core devices are highlighted in filters, switching power supplies, and impedance-matching networks. Five appendices contain a wealth of data that can be put to use right away, including comprehensive design data, a list of core manufacturers, a bibliography, design, nomographs, conversion tables, and component numbers and characteristics from a number of manufacturers.

1997 Test and Measurement Product Guide

Tucker Electronics

P. O. Box 551419

Dallas, TX 75355-1419

Tel: 1-800-527-4642

Web: <http://www.tucker.com>

Free



CIRCLE 344 ON FREE INFORMATION CARD

This catalog features nearly 200 pages of new and reconditioned test and measurement products. Highlighted in the 1997 30th Anniversary Edition are an expanded new product line that includes Tektronix benchtop and handheld tools, and an upgraded reconditioned product line with later or "newer model" instruments. Product categories include meters, oscilloscopes and accessories, power supplies, television and video equipment, tools and toolkits, lightwave instruments, counters and frequency standards, analyzers, avionics testers, component testers, and RFI/EMI equipment.

Java Database Programming

by Brian Jepson

John Wiley & Sons, Inc.

605 Third Avenue

New York, NY 10158-0012

Tel: 1-800-225-5945

Web: <http://www.wiley.com>

\$29.95

This complete guide to mastering the next generation of database-programming technologies teaches readers the

continued on page 60

NEW PRODUCTS

continued from page 20

checks, but also shields the incoming signal from noise pickup. The same test lead functions as an oscilloscope probe for wide bandwidth displays. That feature speeds up the troubleshooting process, as the user no longer has to swap leads to make different measurements.



CIRCLE 21 ON FREE INFORMATION CARD

Fully integrating the capabilities of a DMM and an oscilloscope means that oscilloscope waveforms and DMM readouts are displayed simultaneously, on both channels. The user can access 26 common scope and meter measurements from a simple menu list. The oscilloscope has a 20-MHz bandwidth, and the multimeter is a true-rms, dual-channel, 5000-count DMM with 0.5% accuracy.

The dual-channel TrendPlot recording function makes it easier for technicians to see trends and isolate intermittent patterns or those that occur during "off" hours. It works like a chart recorder to help identify those faults by recording readings—such as volts, amps, temperature, frequency, phase, and even resistance or capacitance—over time.

The ScopeMeter 123 can store two screen images and up to ten user setups in non-volatile memory, and includes an RS-232 interface for printing or downloading measurements to a PC for further analysis. Full compatibility with FlukeView for Windows software makes it easy to document, analyze, and archive measurements.

The ScopeMeter 123, complete with a line adapter/charger, shielded test leads,

alligator clips, hook clips, rechargeable battery pack, and user's manual, has a list price of \$995.

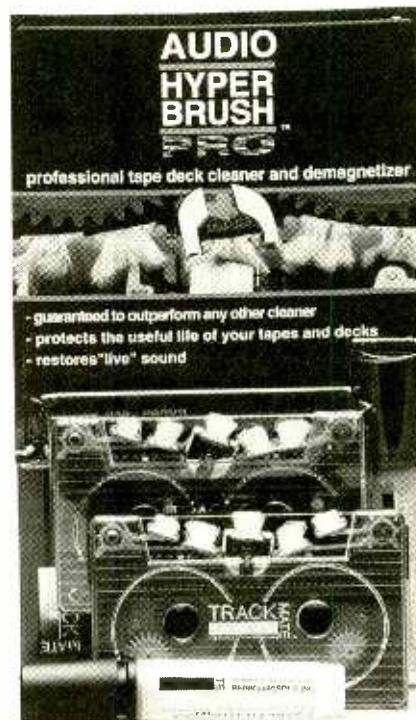
FLUKE CORPORATION

P. O. Box 9090
Everett, WA 98206
Tel: 1-800-44-FLUKE
Fax: 1-800-FLUKE-FAX
E-mail: fluke-info@tc.fluke.com
Web: <http://www.fluke.com>

Tape-Deck Cleaner/Demagnetizer

According to Trackmate, its Audio HyperBRUSH Pro tape-deck cleaner and demagnetizer can reduce the fuzzy, hissing sounds associated with audio cassette decks. It uses a patented five-brush process to clean the key areas that other products cannot reach.

Dirt, dust, and oxides that collect in the mechanism of a tape deck can cause the music to sound fuzzy and irregular. Traditional cleaning tapes only touch the crown of the audio head—which is already "buffed clean" each time a standard tape runs through the machine. The flexible HyperBRUSH system uses woven fiber brushes, housed in cassette shells, to automatically and safely clean and maintain the critical inner components of the tape deck. The system form-fits the components in order to remove dirt from the area touched by the audio tape and beyond, where harmful deposits



CIRCLE 22 ON FREE INFORMATION CARD

collect. It also removes magnetic fields that build up on the tone head, which, if not cared for, can add to the hissing sounds.

The HyperBRUSH system uses five mechanically driven brushes that seek and remove dirt from the component surfaces, grooves, and gaps. The user simply applies isopropyl alcohol from the included applicator pen on to the brushes, places the cassette into the machine, and presses "play." Within 10 to 15 seconds, the system gently removes accumulated dirt using a patented "soak-scrub-soak" cleaning action. Soiled brushes can be removed, washed, and reused.

The Audio HyperBRUSH Pro has a suggested retail price of \$14.95.

TRACKMATE

5209-B Davis Blvd.
North Richland Hills, TX 76180
Tel: 817-281-1694 or 1-800-486-5707
Fax: 817-428-0567

LCD Digital Camera

The Fujifilm DS-7 digital camera features a 1.8-inch active matrix color LCD that makes composing photographs fast and easy—and lets you see the results immediately. You can capture an image, view it on the LCD monitor, and delete it on the spot or save it to a 2MB solid-state floppy-disk card (SSFDC) called "SmartMedia." Each card stores up to 30 images in standard mode and up to 60 in the economy mode. The DS-7 never runs out of memory—just slip in another SmartMedia card.



CIRCLE 23 ON FREE INFORMATION CARD

Stored images can be played back on the camera's LCD or on a TV, downloaded to a PC or Macintosh via cable, or accessed instantly at hard-disk speed on a laptop using the SmartMedia card and an optional PC-card adapter, which fits into any PCMCIA type II slot. Once the images are downloaded (in JPEG format), they can be edited using the included Adobe PhotoDeluxe image-editing software, inserted into other applications, and posted on the Internet.

The DS-7's color charge-couple

device (CCD) has 350,000 square pixels. With its support for the square 1:1 pixel VGA standard used in PCs, the CCD eliminates the need for post-processing in the camera. A unique RGB color filtration method allows for accurate color reproduction.

The digital camera delivers full-frame, color images with 640 by 480 resolution. The DS-7 features a Fujinon lens and offers automatic exposure. Other features include portrait, landscape, macro, and low-light settings.

The DS-7 digital camera with LCD monitor has a suggested retail price of \$699.

FUJI PHOTO FILM U.S.A., INC.

555 Taxter Road
Elmsford, NY 10523
Tel: 1-800-378-3854
Compuserve: Go Fuji

Dual-Band Handheld Transceiver

Icom's ultra-slim IC-W32A dual-band transceiver fits comfortably in the hand and meets the needs of both experienced and novice operators. A total of 200 memories can be displayed by either frequency or name. Up to eight alphanumeric characters can be programmed for quick and easy identification on the

LCD. Each band has 100 memory channels, and four DTMF memories have up to 16-digit capability.

You can receive both VHF and UHF bands simultaneously—and both frequencies can be viewed on the display—or use the V/V and U/U functions to receive two frequencies on the same band. You can transmit on either operating band. The IC-W32A has separate tuning and volume controls on the top panel to allow independent adjustment of each band. Icom's versatile VHF/UHF exchange function allows you to assign VHF/UHF tuning and volume to either knob. Frequency coverage is 144- to 148-MHz and 440- to 450-MHz transmit, and 118- to 174-MHz and 400- to 470-MHz receive.

The easy-to-use IC-W32A features a new guide function that allows quick description of the key function without searching a menu list. No function button means simple programming. Additional features include three levels of power output, multiple power-saver functions, large backlit keys, and full crossband and duplex operation. Scanning functions include programmed, full, and memory skip scan. The IC-W32A also has ten U.S. weather channels and built-in tone squelch.

The IC-W32A has a suggested retail price of \$479.

ICOM AMERICA, INC.

2380 116th Avenue N.E.
Bellevue, WA 98009-9029
Tel: 206-454-8155
Fax: 206-454-1509



CIRCLE 24 ON FREE INFORMATION CARD

COMPUTER CONNECTIONS

continued from page 22

capacitors. To add a shape to a drawing, you drag it from the stencil, and drop it in the work area. Intelligent connectors allow you to move shapes around and retain the lines connecting them. You can have multiple stencils and multiple drawing files open simultaneously. Each drawing file may have multiple pages. Pages may have backgrounds. You can create your own stencils and shapes. Shapes can have intelligence and customized data fields, so it's easy to create things like a bill of materials from a drawing. The overall package can be automated through OLE Automation.

Visio has diverged into two nonoverlapping subproducts, Visio Pro and Visio Technical. Both versions follow the same basic interface; they are distinguished by the stencils and wizards included. Visio Pro is for business analysts, software engineers, Web site developers, and database designers. Visio Technical is for everyone else; it is for diagramming electronic schematics and electrical and mechanical layouts. **EN**

NEW LITERATURE

continued from page 58



CIRCLE 345 ON FREE INFORMATION CARD

critical new Java database technologies and tools, including Sun Microsystems' Java Database Connectivity (JDBC) standard. It presents practical, step-by-step techniques with

which you can harness the Java programming language. The book also explains how to create dynamic database applications and applets.

The book examines how Java programs access online databases. It shows how to integrate Java with networked database technologies. It teaches readers how to program with JDBC and how to develop JDBC drivers. The book also presents Java database tools and code libraries. The supporting Java Database Programming Web site offers tinySQL, a generic and extendible SQL engine written in Java; the tinySQL JDBC driver; and customizable Java database code. **EN**

Timid about getting on the... World Wide Web?

You've heard about the *Information Superhighway* and all the hype that goes with it! Sort of makes you feel timid about getting on the Web. Put your fears aside! A new book, **The Internet and World Wide Web Explained**, eliminates all the mystery and presents clear, concise information to build your confidence. The jargon used is explained in simple English. Once the tech-talk is understood, and with an hour or two of Web time under your belt, your friends will believe you are an Internet guru!

To order Book #403 send \$6.95 plus \$3.00 for shipping in the U.S. and Canada only to Electronics Technology Today Inc., P.O. Box 240, Massapequa Park, NY 11762-0240. Payment in U.S. funds by U.S. bank check or International Money Order. Please allow 6-8 weeks for delivery.


Electronic SHOPPER

Paperback Books

GREAT BOOKS AT BUDGET PRICES


100 RADIO HOOKUPS
—#7—\$3.00

First published in May, 1923 this popular booklet went into reprint editions nine times. It is packed with circuits, theory, antenna installation and tips on consumer radio receivers that were popular in the early 1920's. Antique radio buffs and those inquisitive about the early days of radio will find this booklet an exciting, invaluable and excellent reference into the minds of early-day radio listeners. Sorry, we cannot honor the original 25-cent cover price.



INTERNATIONAL RADIO STATIONS GUIDE—BP255
—\$9.95

Provides the casual listener, amateur radio DXer and the professional radio monitor with an essential reference work designed as a guide for listening to the complex radio bands. Includes coverage on Listening to Shortwave Radio, ITU Country Codes, Worldwide Radio Stations, European Long Wave and Medium Wave Stations, Broadcasts in English and more.



HOW TO USE OP AMPS
—BP88—\$5.95

The engineer's best friend is the op amp. This basic building block is found in many circuits, analog and digital alike. The op amp finds many useful purposes such as: oscillators, inverters, isolators, high- and low-filters, notch and band-pass filters, noise generator, power supplies, audio, MIDI, and much more. Prepared as a designer's guide, some limited math is used, however engineers and hobbyists alike find it a useful text for their design needs.



WIRELESS & ELECTRICAL CYCLOPEDIA
—ETT1—\$5.75

A slice of history. This early electronics catalog was issued in 1918. It consists of 176 pages that document the early history of electricity, radio and electronics. It was the "bible" of the electrical experimenter of the period. Take a look at history and see how far we have come. And by the way, don't try to order any of the radio parts and receivers shown, it's very unlikely that it will be available.

ELECTRONIC TECHNOLOGY TODAY INC.
P.O. BOX 240, Massapequa, NY 11762-0240

Name _____
Address _____
City _____ State _____ Zip _____

SHIPPING CHARGES IN USA AND CANADA

\$0.01 to \$5.00\$2.00
\$5.01 to \$10.00\$3.00
\$10.01 to 20.00\$4.00
\$20.01 to 30.00\$5.00
\$30.01 to 40.00\$6.00
\$40.01 to 50.00\$7.00
\$50.01 and above\$8.50

SORRY No orders accepted outside of USA & Canada

Total price of merchandise \$ _____
Shipping (see chart) \$ _____
Subtotal \$ _____
Sales Tax (NYS only) \$ _____
Total Enclosed \$ _____

Number of books ordered

All payments must be in U.S. funds!

ET01

SPECIAL PROJECTS

We design/build/modify/repair/consult on any device / system / process / project electronic / computer / mechanical / optical (eg: phone/auto/security/Radionic/lab/energy/HV/EM/RF/radar/ultrasonic/IR/UV/commo) for business and personal/invention needs. Describe & include nonrefundable \$30 pre-engineering fee. Time & cost estimates sent in 7-10 days. Confidentiality guaranteed!

OFF-THE-SHELF HARDWARE

Van Eck Systems ★ Data Card Reader/ Writers ★ RF/EM/μWave/Radar/Ultrasonic/IR/Light/Sound Detectors/Xmitters/Jammers/Blasters ★ Security/Surveillance ★ EM Weapon Countermeasures ★ Neurophone/Rife/Crystal Radionics ★ Bug & Tap Detectors/Blasters ★ Lineman's Handsets ★ Phone Color Boxes ★ Voice Disguisers ★ ESS Infinity Devices ★ DTMF Decoders ★ Child Finder ★ Panic Button ★ Slot Machine Masters ★ Subliminal Mixer/Amps (Ultrasonic/Infrasonic) ★ TENS ★ Hearing Assistors ★ Electronic Dowzers ★ Shriek Modules ★ Ghost Detectors ★ Vortex Generators ★ Alien Brainblasters ★ 6th Sense Communicators ★ More! Order Catalog Today!!

AUTOMATIC TELLER MACHINES

ATM crimes, abuses, vulnerabilities and defeats exposed! 100+ methods detailed, include: Physical, Reg. E, cipher, PIN compromise, card counterfeiting, magnetic stripe, false front, TEMPEST, Van Eck, tapping, spoofing, inside job, super-cool, vibration, pulse, high voltage-others. Case histories, law, countermeasures, detailed security checklist, labeled internal photos, figures. ATMs contain up to \$250,000 in cash!

PAGER (BEEPER) MANUAL

Describes in detail how Pagers work, different types and uses, frequencies, advantages over and uses with cellphones, and tips and tricks. How Pagers are hacked and countermeasures. Includes plans for a Personal Pocket Paging System (xmitter and receiver).

HACKING FAX MACHINES

Describes in detail how Fax Machines are hacked and countermeasures. Includes G3 Fax protocols, commo parameters, compression algorithms, Class 1 & Class 2 commands, Spy Fax Switcher, Fax Servers, FODs/FOCs, and Makeup/Terminating Codes. And insights into designing Fax interception devices and modifying existing Faxes into Stealth Faxes. Eye-popping and invaluable!

PBX HACKING

PBXs are hacked to the tune of about \$8 Billion/yr! "PBX Hacking" exposes all issues relating to PBX hacking, including countermeasures. This manual was featured in Forbes Magazine! Shocking!

VOICE MAIL HACKING

Exposes how Voice Mail Box systems are used and specific ways they are hacked. Includes ASPEN, MESSAGE CENTER, BIX, GENESIS, RSVP, CENTAGRAM, EZ, AUDIX, SYDNEY, PHONE MAIL, CINDY, SPERRY LINK, etc. A must for all users, hackers, and security personnel!

10% OFF
Orders Over
\$100!!

TOP SECRET

NOT
FOUND IN
BOOKSTORES!

CONSUMERTRONICS

P.O. Box 23097 ABQ, NM 87192

ORDER TODAY! 505-237-2073

Fax: 505-292-4078

Web Adventure: www.tsc-global.com

Established in 1971. Featured on CBS "60 Minutes," Forbes, New York Times. Add \$5 total S/H (US, Canada). Sold for educational purposes only. Postal M.O. is fastest. VISA, MC OK. COD (\$49-\$999), add \$7.

STOPPING POWER METERS

As reported on "60 MINUTES"! How devices can slow down (even stop) watt-hour meters - while loads draw full power! Device plugs into one outlet and normal loads into other outlets. Describes meter creep, overload droop, etc. Plans!

THE I.G. MANUAL: External magnetic ways (applied to meter) to slow down and stop power meters while drawing full loads. Plans. \$25.

KW-HR METERS: How watt-hour meters work, calibration, error modes (many), ANSI Standards, etc. Demand and Polyphase Meters. Experimental results to slow and stop meters by others. A real eye-opener! \$25.

Special! All 3 (above), Only \$59!

BEYOND PHONE COLOR BOXES

Dozens of PCB's described - many circuits. Plus Call Forwarding, Conferencing, Phreak History, Glossary, Diverters, Extenders, Loops, REMOBS, Bridging Heads & Cans, Optocom, 3rd Party and many other non-box methods - more! \$29.

HACKING ANSWERING MACHINES

All the known ways answering machines are hacked to listen to and erase messages, and to convert them into mini-VMBs. Plus countermeasures - protect yourself from hackers/thieves! \$19.

PHREAKING CALLER ID & ANI

Details on how they work and dozens of effective ways of defeating Caller ID, ANI, *69, *57, Call Blocking, *67 etc. Also describes Caller ID, Orange, Beige, Cheese & CF Boxes, ESS, SS7, E-911, various Class services, CN/A, Non Pub DA, CAMA, DNR, 800-ECR, Diverters, LD Extenders, Centrex - much more! \$19.

CELLULAR AND CORDLESS MODS

The ultimate cellular modification guide! See our Catalog for our infamous cellphone mod guide - very detailed, comprehensive, covers most makes - 10 times more info than any competitors' manual!

THE HACKER FILES

Compilation of 100s of the best eye-popping articles written by top hackers/phreakers. ASCII text. Covers every major topic in hackerdom! On 3 HD PC Disks! \$39.

MIND CONTROL

Fear increases over EM and ultrasonic mind control technologies - especially implants! Many more lies published than facts. Secret agents are often used for reporting back to covert organizations. Learn shocking truth about this bizarre phenomena! \$29.

HACKING THE INTERNET

The absolute latest tricks and methods being used on the Net to hack software (warez) and the latest, coolest hacking websites. Updated every two months, so you know it's fresh. Comprehensive info on getting pirated software. Includes examples, countermeasures, and lots of tips! \$24.

BY AN ORDER OF THE MAGNITUDE

The most comprehensive, hard-hitting, hi-tech survival book ever written! Topics include electronic, computer, commo, chemistry, weaponry, cryptography, energy, concealment, revenge, alarm, disguise & ID change. Designs, tactics & strategies to survive an increasingly dangerous and brutal world. Field-expedient use of technology in various threat and conflict environments and scenarios. \$49.

THE ULTIMATE SUCCESS MANUAL

How to lie, cheat, steal, influence, and intimidate your way to success! Underpaid? Overworked? Harassed? Manipulated? Forget job performance. This manual outlines what it really takes to make it to the top in today's corporate BS world! \$15.

INTERNET CONS & SCAMS

Net cons and related frauds now rake in \$2+ Billion annually! Most are done with little fear of prosecution. Detailed, + countermeasures.

INTERNET TRACKING & TRACING

The Net is infected with spammers, stalkers, scammers, infectors, and other wrongdoers who hide behind its anonymity. Learn how to trace them down in this comprehensive, eye-popping manual!

COMPUTER PHREAKING

Describes in detail how computers penetrate each other, and how VIRUSES, TROJAN HORSES, WORMS, etc are implemented. Dozens of computer crime and abuse methods and countermeasures. Includes disk filled with hacker text files and utilities, and the legendary FLUSHOT+ protection system. Internet advice, password defeats, glossary - much more! Manual + PC Disk!

BEYOND VAN ECK PHREAKING

Eavesdropping on TV and computer video signals using an ordinary TV described in detail. Includes security industry reports. Range up to 1 KM. Plans include both the Consumertronics and the original Top Secret Van Eck designs!

CREDIT CARD SCAMS

Completely describes every known means of credit card fraud and scams, + countermeasures. Protect yourself!

OTHER EXCITING TITLES!

CONS & SCAMS \$29
Most comprehensive manual on C&S available! Details 100s, their many variations, and countermeasures!

STEALTH TECHNOLOGY \$24
Every known police radar error - stealth method and material used to minimize radar and laser reflections - tactic and strategy to fight speeding tickets!

THE PLACAK REPORT \$29
How to read and decrypt the magnetic flux-reversals on popular credit and debit card magnetic stripes. How to determine the encrypted PIN, PAN, bank number, dates, number of uses remaining. No hardware needed!

HIGH VOLTAGE DEVICES \$29
Many HV device plans: Stun Gun, Taser, Prod, Cans, Flasher, Blaster, Zapper, Radar Jammer, Jacob's Ladder, Fence Charger, Geiger Counter, Fish Stunner, much more!

RADIONICS MANUAL \$29
Exciting electromagnetic therapeutic, diagnostic devices (mostly experimental). Descriptions, plans, availability.

ROCKET'S RED GLARE \$29
The most definite and comprehensive source on solid-propellant survival and amateur rocketry! Many plans!

FREE! \$14
How you can get FREE money, jobs, land, housing, meals, medical care, equipment, merchandise, much more!

POLYGRAPH DEFEATS \$19
How anyone can tell "the truth" to a "lie detector". Many proven methods to beat the test, and what to avoid.

SHOCKING!

ALL-NEW TOP SECRET CATALOG. FEATURES 200+ SURVIVAL PRODUCTS! WILL ROCK YOUR WORLD! MAIL \$3, OR \$1 WITH ORDER!

ORDER TODAY!!



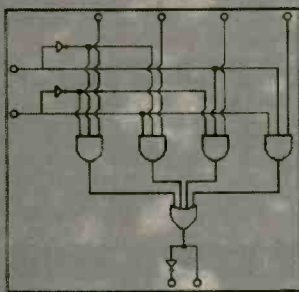
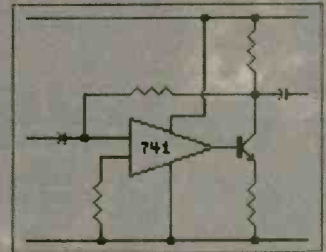
Electronic Training Videos From UCANDO

Now you can learn from the same training videos that are being used by technical schools, the Army, Navy, Air Force, Coast Guard, CET's and industries all across the United States and around the world. Advancing your troubleshooting skills has never been easier, thanks to UCANDO's extraordinary video training library. These unique training videos will teach you more in less time as you watch theory come to life. Each video is approximately one hour long and comes complete with a student workbook.



Basic Series

MODEL	DESCRIPTION	REGULAR	SALE
VT201	Direct Current: Series circuits, Parallel Circuits, Ohm's law, how to use the DMM. 55 Minutes	44.95	39.95
VT202	Alternating Current: The sine wave, coils, capacitors, transformers. 62 minutes	44.95	39.95
VT203	Semiconductors: Semiconductor theory, common diodes, transistors, switching devices. 57 Minutes	44.95	39.95
VT204	Power Supplies: Rectifier circuits, filter circuits, regular circuits, troubleshooting. 56 Minutes.	44.95	39.95
VT205	Amplifier: Amplifier basics, class A, class B, class C, operational amplifiers. 57 Minutes	44.95	39.95
VT206	Oscillators: LC and RC oscillators, crystal oscillators, crystal ovens. 56 Minutes	44.95	39.95

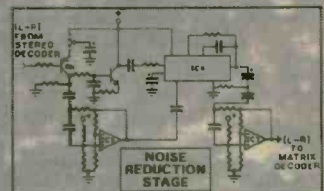


Digital Series

MODEL	DESCRIPTION	REGULAR	SALE
VT301	Digital 1: Digital basics, basic gates, binary notation, binary math, decimal notation. 54 Minutes	44.95	39.95
VT302	Digital 2: Octal notation, hexadecimal notation, flip-flops, counter circuits. 55 Minutes	44.95	39.95
VT303	Digital 3: Complement numbers, multiplexers, registers, decoder drivers, displays. 56 Minutes	44.95	39.95
VT304	Digital 4: R-2R DAC circuits, binary weighted no.s. slope circuits, S/A & flash circuits. 57 Minutes.	44.95	39.95
VT305	Digital 5: Memory devices. ROM, PROM, EPROM, EEPROM, SRAM, DRAM, MBM. 56 Minutes	44.95	39.95
VT306	Digital 6: The central processing unit, input devices, output devices. 56 Minutes	44.95	39.95


Other Popular Videos

MODEL	DESCRIPTION	REGULAR	SALE
VT401	AM Radio: Major stages of AM, signal conversion, signal detection, audio reproduction, AM stereo. 61 Minutes	44.95	39.95
VT402	FM Radio Part 1: Bandwidths, RF amplifier, mixer-oscillator, IF amplifier, limiter FM detector. 58 Minutes	44.95	39.95
VT403	FM Radio Part 2: Frequency doubler, stereo demultiplexer, audio amp stages, digital data encoding/decoding. 58 Minutes	44.95	39.95
VT404	TV Part 1, Intro to TV: Gain an overview of the television system and how the stages work together. 56 Minutes	44.95	39.95
VT405	TV Part 2, The Front End: UHF-VHF tuning stages, automatic fine tuning, remote control. 58 Minutes	44.95	39.95
VT406	TV Part 3, Audio: The sound strip, stereo TV, secondary audio programming, professional channels. 57 Minutes	44.95	39.95
VT501	Understanding Fiber Optics: Basic fundamentals, cable design, connectors, couplers, splicing. 58 Minutes	44.95	39.95
VT502	Laser Technology: Laser theory, types of lasers, applications, safety precautions. 57 Minutes	44.95	39.95
VT102	Intro to VCR Repair: This video is designed for the serious technician. (workbook not available). 84 Minutes	44.95	39.95
VT103	Learn How To Clean Your Own VCR: This video is not technical, but will save you money. (workbook not available). 32 Minutes	29.95	25.95



SAVE EVEN MORE!

Buy any six videos for only \$216.00. Order your UCANDO videos today!



Call for your free 84 page test instrument catalog today!!!
8931 Brookville Road * Silver Spring, Maryland * 20910

* Phone 800-638-2020 * Fax 800-545-0058 * email SMPRODINTL@AOL.com

CIRCLE 264 ON FREE INFORMATION CARD

BLOWOUT! TIMELINE INC. BLOWOUT!

Over 10 years and 28,000 customers and still growing

LIQUID CRYSTAL DISPLAYS

240x64 dot LCD with built-in controller.
 AND 4021ST-EO. Unit is EL back-lit. \$69.⁰⁰ or 2 for \$129.⁰⁰ or
 OPTREX. DMF5005 (non back-lit) \$49.⁰⁰ or 2 for \$89.⁰⁰
 20 character x 8 line The built-in controller allows you to do text and graphics.
 7xL x 2xH

Alphanumeric—parallel interface

16x1.....\$7.00	20x2.....\$10.00	40x1.....\$8.00
16x1 (lg. char.).....\$10.00	20x4.....\$15.00	40x2.....2 for \$20.00
16x2.....\$7.00	20x4 (lg. char.).....\$10.00	40x4.....\$20.00
16x2 (lg. char.).....\$10.00	24x2.....\$10.00	4x2.....\$5.00
16x4.....\$15.00	32x4.....\$10.00	

5V power required • Built-in C-MOS LCD driver & controller • Easy "microprocessor" interface • 98 ASCII character generator • Certain models are backlit, call for more info.

Graphics and alphanumeric—serial interface

size	Mfr.	price	size	Mfr.	price
640x480 (backlit)	Epson	\$25.00	480x128	Hitachi	\$10.00
640x400 (backlit)	Panasonic	\$20.00	256x128	Epson	\$20.00
640x200	Toshiba	\$15.00	240x128 (backlit)	Optrex	\$20.00
480x128 (backlit)	ALPS	\$10.00	240x64	Epson	\$15.00
			160x128	Optrex	\$15.00

6" VGA LCD 640X480, Sanyo LMDK55-22 \$25⁰⁰

LASER PRODUCTS

HeNe Laser Head (10mW max. output) TEM00. 15.5" long MFG. NEC \$99.⁰⁰

Laser Power Supply (for HeNe tube) \$89.⁰⁰

LASER SCANNER ASSEMBLY \$19.⁰⁰

Assembly intended for a laser printer. Includes laser diode, polygon motor (6 sided) and misc. optics and lenses.

LASER DIODE (5mW) with collimator \$20.⁰⁰

VISIBLE LASER DIODE: 5mw at 670nm \$15.⁰⁰

Index guided. Threshold current 40 ma typical.

3 and 4mW, 1,300nm LASER DIODES, 5.6mm package, \$15⁰⁰

Mitsubishi Electric part number ML701BIR-E21A, General specs are:

- Vop=1.25, Beam Divergence 25.6° x 28.6°; 2. Tc=24°C, Iop=19 to 20mA, ITH=10.7mA; 3. Wavelength range between 1,280nm and 1,330 nm

POLYGON MOTOR UNIT & DRIVER \$79⁰⁰

Ten-sided first surface mirror mounted on an armature that spins at 125 revolutions per second yielding a beam sweep rate of 1250 sweeps per second. The driver for the polygon unit requires 24 volts and plus and minus 12 volts to operate. There is also an f-theta lens in front of the polygon scanning mechanism with a three inch diameter. Great for optical experiments, etc. Very high quality units. (MFR. JAPAN ELECTRONICS)

NETWORK

Proton ProNet-4 Model p1347 Token Ring Board \$49.⁰⁰
 16 bit • 4 Mbps • IEEE 802.2 and 802.5 compatible • twisted pair • interoperable with IBM Token Ring network

POS & BAR CODE

MAGNETIC CARD READER \$25.⁰⁰

Includes: • 20 character dot matrix display with full alpha-numeric capability • keypad with full alpha-numeric entry • separate 7.5 VDC/0.5 Amp power supply • standard telephone interface extension cord • lithium battery and flat-cone speaker.

HP bar code wand (HBCS 2300).....\$25.00

POWER SUPPLYS

SWITCHING POWER SUPPLYS \$12.00 or 2 for \$20.00 115/230 Volts

73 WATT (2) 4 pin power connectors attached • Dim: 8.5" L x 4.5" W x 2" H

Output: +5V @ 2-9.75 A, +12V @ 0-1.5 A, -5V @ 0-0.4 A, -12V @ 0-0.5 A

68 WATT Dim: 5.5" L x 3.2" W x 1.7" H • Output: 5V @ 4 A, 12V @ 4A

60 WATT Dim: 8x4 x 4x3 • Output: 5V @ 6A + 12V @ 1A • 5V @ 1A • 12V @ 1A

CHARGE COUPLED DEVICES



"The Spy In The Sky" \$29⁰⁰ MATRIX TYPE

Thomson 576X550 pixel CCD

400-1,100nm resolution and responsiveness. \$500⁰⁰ Original cost device

Sony CCD Imager - designed for black and white composite video cameras. Picture elements: 384 (H) x 491 (V) \$29⁰⁰
 Chip size: 10.7 (H) x 9.3 (V) mm² • Unit cell size 23.0 (H) x 13.4 (V) um²
 Ceramic 24 pin DIP package • Mfr: Sony, Part# 016AL

4096 element CCD \$15.00

1024 element CCD \$10.00

2048 element CCD \$10.00 • 1728 element CCD \$10.00

LINEAR TYPE

2539 W. 237th Street, Bldg. F, Torrance, CA 90505
 Order desk only: **USA: (800) 872-8878 CA: (800) 223-9977**
 L.A. & Technical Info: **(310) 784-5488 Fax: (310) 784-7590**
OEM INQUIRIES WELCOME

MONITORS

Non-Enclosed TTL

Comes with pinout. 12V at 1.4 Amp input • Horizontal frequency 15Khz. • Ability to do 40 and 80 column.

5 inch Amber \$25.00 • 7 inch Amber \$25.00
9 inch Amber or Green \$25.00

5" COLOR MONITOR \$39.⁰⁰

- Flat Faceplate • 320 x 200 Dot Resolution • CGA & Hercules Compatible
- 12 VDC Operation • 15.75 KHz Horiz. Freq. • 60 Hz Vert. Sync. Freq.
- Open Frame Construction • Standard Interface Connector • Degaussing Coil included • Mfr. Samtron

2 for \$69⁰⁰

9" monochrome SVGA MONITOR \$79.⁰⁰

Fully Enclosed - Tilt and swivel type. Mfr: WEN

MISCELLANEOUS

ADAPTEC 4070A (RL) OR 4000A (MFM), SCSI Controller, your choice \$25⁰⁰

IBM 370 option XT and AT emulation boards \$25⁰⁰

HACKER CORNER

US made Micronics 486 VLB ALL in ONE \$69⁰⁰ or 2 for \$129⁰⁰

motherboard, supports 3.4 or 5V CPU, at either 25 or 33 mhz basic clock. Can use AMD or Intel from 486SX25 thru 486DX4-100 to HOT new AMD 5X86-133 cpu. On board SVGA video. On board 1 meg video ram expandable to 2 meg with ATI Mach 2 chip set. On board 2 high speed serial ports, 1 printer port, floppy and IDE hard drive controller. On board 256K cache. Uses 72 pin simm memory. Landmark speed rating of 479 with AMD chip.

Board will not fit standard All in One case because of non standard location of riser board. VLB riser board is included with motherboard.

CAMERA BLOCK \$99⁰⁰ or 2 for \$169⁰⁰

FOR ROBOTICS AND EVERYTHING ELSE

Unit is for Hi Band 8mm CamCorders, includes 8X zoom lenses, D/D converters, built-in CCD 2/3 in, 420 thousand picture elements, complete digital image filters. Excellent performance. High resolution, high sensitivity, wide dynamic range, color reproduction, no distortion, 1/60-1/10000sec variable shutter, 1/2" pin shutters, TTL auto focus, auto white balance, one-push auto white balance, auto/manual iris and gain up switch. Can be controlled by a 4bit micro computer. Remote controlling is possible for zoom and focusing. NOTE: These are PAL (European Standard) Units. MFR: SONY

CELL SITE TRANSCEIVER \$79⁰⁰ 2 for \$149⁰⁰

These transceivers were designed for operation in an AMPS (Advanced Mobile Phone Service) cell site. The 20 MHz bandwidth of the transceiver allows it to operate on all 666 channels allocated. The transmit channels are 870.030-889.980 MHz with the receive channels 45 MHz below those frequencies. A digital synthesizer is utilized to generate the selected frequency. Each unit contains two independent receivers to demodulate voice and data with a Receive Signal Strength Indicator (RSSI) circuit to select the one with the best signal strength. The transmitter provides a 1.5 watt modulated signal to drive an external power amplifier, channel selection is accomplished with a 10 bit binary input via a connector on the back panel. Other interface requirements for operation are 26 VDC (unregulated) and an 18.990 MHz reference frequency for the digital synthesizer. The units contain independent boards for receivers, exciter, synthesizer, tunable front end, and interface assembly (which includes power supplies and voltage-controlled oscillator). Service manual, schematics and circuit descriptions included.

Encased Black & White Composite CCD Camera with Adapter

IR viewing to 1000 nm 7 1/2 L x 2 1/4 W x 1 1/4 H

Comes complete with CCD camera, mounting nut on bottom of casing.

12VDC power supply. Excellent low light capability, standard RCA NTSC video out. **\$89.00**

Great for: entryway security/remote monitoring, video conferencing/desktop video conferencing 2 for \$159.00

This miniature camera is perfect for multimedia computer applications as well as security and surveillance. NTSC output allows use with all popular video digitizing boards for Apple Macintosh and Microsoft video for Windows. Connects directly to any composite monitor or VCR with "video" input. Its razor-sharp wide-angle lens focuses from two inches to infinity and its state-of-the-art CCD technology accurately captures 16 level grayscale images for Quick Time movies and still pictures. Records at 30 frames per second and 260 lines resolution with excellent low light capability. Uses 12VDC (adapter supplied) and standard RCA cable.

POINT OF SALE BANK TERMINAL \$39⁰⁰ or 2 for \$69⁰⁰

• LCD Display 20 Char. x 4 Line • Printer 16 Column Dot Matrix • Epson • 24 Key Domed Membrane Keypad • Intel 80C32 Processor • 2 PCMCIA Sockets (ICC Slots) • Dallas DS1287 Realtime Clock • 2 Solid State Buzzers (Piezo Electric) • 4 Crystals • Rockwell Modem Chip • Telephone Line Interface (4 Pin "RJ" Connector) • RS-232 Interface (8 Pin "RJ" Connector) • NI-CAD Battery Pack Inside
 Note: We have not been able to bypass an access code in the software. Thus, while time of day and other introductory things are displayed on LCD, the full original capabilities of this unit cannot be guaranteed. Also, we do not have a source for the smart cards that were in use in the PCMCIA sockets. Requires 12 volt adapter for power. (Not included) Dimensions: 9-1/2 L x 6-1/4 W x 2-1/2 D • Original cost over \$450.00

.6" COMPOSITE MINIATURE COLOR DISPLAY \$99.⁰⁰

Fully encased. Dim: 1.3" x 1.2" x 1.2" • 12VDC power. NTSC signal. 250 H x 300 V resolution. Fully adjustable. Applications include camcorder viewfinder, helmet mounted display, etc... Original cost over \$600.00

Minimum Order: \$20.00. Minimum shipping and handling charge \$5.00. We accept cashiers checks, MC or VISA. No personal checks or COD's. CA residents add 8.25% sales tax. We are not responsible for typographical errors. All merchandise subject to prior sale. Phone orders welcome. Foreign orders require special handling. Prices subject to change without notice. 20% restocking fee for returned orders.

MONDO • TRONICS

ROBOT STORE

* KITS *

Your

* BOOKS *

Mailorder

* PARTS *

Source

* VIDEOS *

For

* MODELS *

Robots!

* MORE! *

(REQUEST OUR FREE CATALOG)

www.robotstore.com

800-374-5764

Or write to us:

524 San Anselmo Ave #107-129
San Anselmo CA 94960

Phone 415-455-9330

Fax 415-455-9333

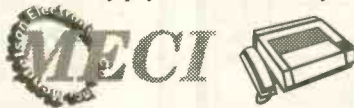
Email info@mondo.com



Free Catalog

If you are not getting this catalog you are missing out on some of the best deals in electronics today! We have thousands of items ranging from unique, hard-to-find parts to standard production components. Call, write, or fax today to start your free subscription to the most unique catalog in the industry, filled with super values on surplus electronic and hobbyist type items. If you have a friend who would like to receive our catalog, send us their name and address and we will gladly forward them a complimentary 100 page catalog.

Why pay more? Call today.



340 East First Street Fax Order Line
Dayton, Ohio 45402 1-800-344-6324


Order Toll-Free 1-800-344-4465

CIRCLE 251 ON FREE INFORMATION CARD

Earn \$1000

A Week While You Learn High Paying VCR Repair.

Earn While You Learn . . . Secrets Revealed . . .



Train at Home

If you are able to work with small hand tools and possess average mechanical ability, you could earn top dollar part time or full

time. Our learn by doing method teaches you how to work on VCR's without boring unnecessary electronic basics.

For Free Information Package Send Coupon to:

Foley-Belsaw Institute, 6301 Equitable Road,
Kansas City, MO 64120

Check VCR (Check One Box Only)

- or another High Paying Career Field
- VCR Repair, Dept. 62669
- Computer Repair, Dept. 64568
- TV/Satellite Dish, Dept. 31441
- Computer Programming, Dept. 35387
- Computer Specialist, Dept. 38225
- Networking Specialist, Dept. 39212
- Electrician, Dept. 95239



Since 1926

Name _____

Address _____

City _____

State _____ Zip _____

CIRCLE 333 ON FREE INFORMATION CARD

CMIM

Monitor Test Equipment

Checker 12e



Now you can repair and test Computer monitors with ease. With sweep rates up to 64Khz., eight step gray scale, white screen, single color mode, Mac II, EGA, CGA support, you can run almost ANY PC monitor. And it is EASY to use. Color front panel displays show just what you should see. Don't let its' small size fool you. It is the most powerful handheld available, and it supports ALL basic VGA modes (some don't). It is suitable for bench or field operations. Battery or AC operation.

PRICE: \$295

Checker Jr.



Looking for a SMALL battery operated monitor test pattern generator that will fit in your pocket? The Checker Jr. is it. It displays a very useful 64 color pattern. You can evaluate size, focus, linearity, color tracking, and balance. It operates in the 640 x 480 mode (31.5Khz x 60Hz.), and is very easy to use. Use it anywhere.

PRICE: \$99.95

Checker IV



Need to check-out or burn-in multiple monitors? The Checker VI is the tool you need. It is a stand-alone (no computer required) 6 output test pattern generator. You can run 1 to 6 monitors from the small (1" x 5" x 6") Checker VI. It operates in the 640 x 480 mode, displaying an 8 x 8 8-color pattern which shifts every 3 minutes to reduce screen burn.

PRICE: \$249

Computer & Monitor Maintenance, Inc.

1-800-466-4411 • 770-662-5633

http://www.computermonitor.com



July 1997, Electronics Now

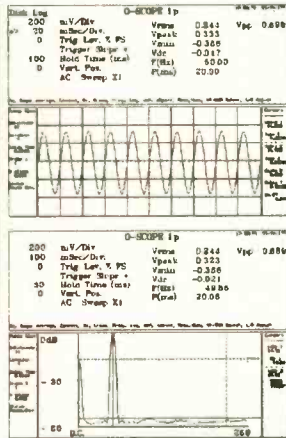
65

DIGITAL STORAGE OSCILLOSCOPES

WITH
SPECTRUM
ANALYZER,
DVM, FREQ.
COUNTER,
AND DATA
LOGGER.

from
\$189.

PORTABLE
MODULES
CONVERT PC'S
INTO
MULTIPURPOSE
TEST AND
MEASURING
INSTRUMENTS.



Why lug a scope around? Toss one of our modules into your laptop case or tool kit. For a multi-purpose test device, plug to a PC parallel port and use the PC screen. Continuous, delayed, or triggered sweeps can be frozen on the screen, printed out, or saved to disk. Frequency Spectrums DC to 25 MHz.

Allison now provides PICO TECHNOLOGY Ltd. portable test equipment, including high-speed scopes, and multi channel data loggers. Pico and O-Scope modules accept standard probes and work with 286 or faster PC's.

FEATURES:

- PORTABLE UNITS TO 25 MHz
- USES PRINTER PORT
- USES STD. PROBES

OPTIONS:

- PROBE SETS
- AUTOMOTIVE PROBES
- BATTERY PACKS
- SOFT & HARD CASES

O-Scopes Made in U.S.A. Picos Made in U.K.
Same Day Shipping
Includes Cable, Software & Manuals

O-Scope Ie (DC-50KHz, single trace)\$189.
O-Scope II (DC-500KHz, dual trace)\$349.
PICO (ADC 200/20) (DC-10MHz, dual trace)CALL
PICO (ADC 200/50) (DC-25MHz, dual trace)CALL
PICO pc based data loggers from \$99.

Shipping within U.S. UPS Ground \$7.50(Second day \$11.50)

SEND CREDIT CARD INFO, M.O., or CHECK, OR CALL

1-800-980-9806

Allison Technology Corporation

8343 CARVEL, HOUSTON, TX. 77036 U.S.A.
PHONE: 713-777-0401 FAX: 713-777-4746 BBS: 713-777-4753

<http://www.atcweb.com>

ONLY COOL-AMP SILVERPLATES ON THE JOB.

From a customer testimonial:

"Ok, your edge connectors don't connect. Or you want to plate your own PC creations, but you don't want to bother with electro-plate solutions. The plating on the socket...has worn off and no longer makes reliable contact...what are you going to do now?"

"Give the people at Cool-Amp a call. They have a silver plating compound I have used for the past couple of years that solves all of the above problems and more. This white powder has an infinite shelf life...and is easy to use.

"It will actually put a permanent silver plate on copper, brass or bronze...There are no messy or dangerous chemicals. Application could not be easier. Use a clean rag and a little bit of water and just rub it on a clean surface. In minutes you can permanently silver plate a circuit board or replating a power amp tube or socket.

"It has saved me time, money and my sanity."

Cool amp has even outperformed electroplating in recent tests. It is time-proven since 1944.

COOL-AMP

AND CONDUCTO-LUBE. THE SILVER-BASED CONDUCTIVE LUBRICANT.

The upstart, since 1952. Developed for switches, uses continue to expand to all applications needing a conductive lubricant.

Conducto-Lube

ORDER FACTORY DIRECT:

503-624-6426 or FAX 503-624-6436

CIRCLE 228 ON FREE INFORMATION CARD

Value And Selection From One Source...

Prices Effective June 3 through July 11, 1997

MCM ELECTRONICS

To take advantage of these prices, you must supply this special price code:

CODE: ENS36



2 Meter, 50 Watt Ham Radio Amplifier

Rated output is obtained with 5W Input. Requires only 1W to drive. 18dB GaAs FET switchable pre-amp. 144~148MHz operation only.

#111-2100
Reg. \$159.00Only **\$99.00**



32 Piece **NEW** Security Bit Set

Complete pocket sized set is compatible with most tamper proof

fittings including security hex, torx, spanner and tri-wings. Ideal for servicing cable boxes, IBM PS/2 monitors, phone equipment and more.

#22-1875Only **\$14.95**



MCM AUDIO SELECT™

8" Rubber Surround Woofer

Among the MOST POPULAR of over 180 woofer models we offer. Polypropylene cone, 18 oz. magnet, 1½" voice coil, 70W/100W RMS/peak capacity, 30Hz~3.5KHz response.

#55-1190
Reg. \$12.95Only **\$9.95**

Lead Wire Fuse **NEW**

Finally there is a fast, easy, low cost way to tap an automotive fuse box. The lead wire fuse greatly eases installation and virtually eliminates potential damage some fuse taps cause to fuse boxes.

Only **\$2.25**



Order # Amperage

60-3855	5
60-3860	7.5
60-3865	10
60-3870	15
60-3875	20
60-3880	25
60-3885	30

2A Selectable Voltage Power Supply

Ideal for powering projects, or for use as a battery eliminator. Regulated output is switchable to 3, 4½, 6, 7½, 9 or 12 volt.

#28-2200
Reg. \$20.50Only **\$14.95**



180 Piece ACG/GMA Fuse Assortment

Contains many fuses used when servicing electronic equipment. Contains 10 each of the most popular glass and ceramic fuses.

#102-005
Reg. \$20.95Only **\$14.95**

TENMA® DMM With Temperature Function

Full function DMM measures AC/DC volts and current, resistance, capacitance and frequency. Also measures temperature from -4~752° F making it ideal for appliance repair.

#72-4030
Reg. \$79.95Only **\$44.00**



VCR Model SuperCross™

Great for repair parts sourcing. Simply enter a VCR make and model to research and all makes that are mechanically the same are displayed.

#81-2055
Reg. \$29.95Only **\$24.95**



Same Day Shipping!

In stock orders received by 5:00 p.m. (YOUR TIME), are shipped the same day.

Visit MCM's Website at www.mcmelectronics.com

1-800-543-4330

Hours: M-F 7 a.m.-9 p.m., Sat. 9 a.m.-6 p.m., EST.



MCM ELECTRONICS®

650 CONGRESS PARK DR.
CENTERVILLE, OH 45459
A PREMIER FARNELL Company



FREE Catalog!





CODE: ENS36

ALFA ELECTRONICS, INC.

1-800-526-2532 (526-ALFA)

HIGH QUALITY TEST EQUIPMENT PROVIDER

15 Days Money Back Guarantee!

	<p align="center">DMM</p> <p>DMM-10 (\$19.95): 3½ digit, DC/AC V, Ω, hFE, diode, signal output(+3V, -0.5Vsq, 50% duty)</p> <p>DMM-17B (\$39.95): 3½ digit, DC/ACV, contin., DC/ACA, Ω, Capacitance, hFE, diode, Freq</p> <p>DMM-20 (\$74.95): AC/DC (V, A), Freq, cont., Capac, Induct., Ω, hFE, diode, duty cycle</p> <p>DMM-22 (\$89.95): 4000 counts, bar graph, Freq, AC/DC(V,A), Ω, Capacitance, diode, contin</p> <p>DMM-23T (\$99.95): 4½ digit, high resol. (10uV, 10nA, 10mΩ), hFE, diode, contin., true rms</p> <p>DMM-89S (\$179.00): true rms, AC/DC (V,A), Ω, bar graph, freq, capac., dBm, logic, diode</p> <p>DMM-113 (\$24.95): Pocket Size, DC/ACV, Ω, diode, Continuity beeper</p> <p>DMM-120 (\$24.95): economy type, DCV, ACV, DCA, Ω, hFE, diode</p> <p>DMM-122 (\$59.95): DC/AC(V,A), Ω, hFE, diode, capacitance, freq, logic, continuity</p> <p>DMM-123 (\$44.95): DMM + capacitance, DC/AC(V,A), Ω, hFE, diode, continuity</p> <p>DMM-124 (\$69.95): Electrical+Temp, DC/ACV, capacitance, freq, 3 phase, diode, contin.</p> <p>DMM-125 (\$54.95): Autorange + bar graph, DC/AC(V,A), Ω, diode, continuity beeper</p>		<p align="center">LCR METER</p> <p>CAP-15 (\$49.95): 3½ digit, 0.1pF-20mF, 9 Ranges, 0.1pF resolution zero adjustment</p> <p>LCR-195 (\$89.95): 1uH-200H (induct.), 0.1pF-200uF(Capac.), 0.01Ω-20M Ω(resistance)</p> <p>LCR-814 (\$189.95): 0.1uH-200H, 0.1pF-20mF, 0.1Ω-20MΩ, Q Factor, dissipation, zero adjust</p> <p>LCR-131D (\$229.95): autorange, 0.1uH-10kH, 0.1pF-10mF, 1mΩ-10MΩ, Q Factor, serial/parallel, 120Hz/1kHz testing mode</p>	<p align="center">FREQ. COUNTER</p> <p>FC-1200 (\$129.95): 1.25GHz Handheld, 8 digits display, 10ppm accuracy, sensitivity 5mV (130-350MHz), 30mV (440MHz), 22m (800mhz), batteries or 9V adapter.</p> <p>FC-5250C (\$119.95) 220MHz benchtop, 7 digit, 10ppm accuracy, 35mV sensitivity, 10Vp-p max input, power by 9V adapter</p> <p>FC-5270A (\$149.95) 1.2 GHz bench type, 8 digit, 10 ppm, 35mV sensitivity, 10Vp-p max. input, power by 9V adapter.</p> <p>FC-5700 (\$329.95) 1.3GHz bench type, 8 digit, 1 ppm accuracy, 20mV sensitivity, period 0.1us to 100ms. Ideal for test & repair of audio instrument</p>																		
	<p>DMM-113 (\$24.95): Pocket Size, DC/ACV, Ω, diode, Continuity beeper</p> <p>DMM-120 (\$24.95): economy type, DCV, ACV, DCA, Ω, hFE, diode</p> <p>DMM-122 (\$59.95): DC/AC(V,A), Ω, hFE, diode, capacitance, freq, logic, continuity</p> <p>DMM-123 (\$44.95): DMM + capacitance, DC/AC(V,A), Ω, hFE, diode, continuity</p> <p>DMM-124 (\$69.95): Electrical+Temp, DC/ACV, capacitance, freq, 3 phase, diode, contin.</p> <p>DMM-125 (\$54.95): Autorange + bar graph, DC/AC(V,A), Ω, diode, continuity beeper</p>		<p align="center">FLUKE DMM</p> <table border="1"> <tr> <th>Handheld</th> <th>Scope Meter</th> </tr> <tr> <td>12 \$ 84.95</td> <td>92B \$1,399</td> </tr> <tr> <td>70-II \$ 75.95</td> <td>96B \$1,699</td> </tr> <tr> <td>73-II \$ 97.95</td> <td>99B \$1,999</td> </tr> <tr> <td>75-II \$129.00</td> <td>105B \$2,499</td> </tr> <tr> <td>76-II \$175.00</td> <td>863E \$469</td> </tr> <tr> <td>77-II \$155.00</td> <td>867E \$659</td> </tr> <tr> <td>79/29-II \$175.00</td> <td></td> </tr> <tr> <td>87 \$287.00</td> <td></td> </tr> </table>	Handheld	Scope Meter	12 \$ 84.95	92B \$1,399	70-II \$ 75.95	96B \$1,699	73-II \$ 97.95	99B \$1,999	75-II \$129.00	105B \$2,499	76-II \$175.00	863E \$469	77-II \$155.00	867E \$659	79/29-II \$175.00		87 \$287.00		<p align="center">SPECIALTY</p> <ul style="list-style-type: none"> • Sound meter \$169.95 • EMF Tester \$69.95 • Conductivity \$169.95 • Thermometer \$69.95-\$89.95 • Humid/Temp meter \$169.95 • Press. meter \$299.95 • Electr. scale \$89.95 • Watt Meter \$129.95 • High Voltage Probe \$59.95 • pH Meter \$79.95 • Light Meter \$80-\$90 • Light Adapter \$49.95 • Anemometer \$179.95 • Anemometer adapter (And More) \$89.95
Handheld	Scope Meter																					
12 \$ 84.95	92B \$1,399																					
70-II \$ 75.95	96B \$1,699																					
73-II \$ 97.95	99B \$1,999																					
75-II \$129.00	105B \$2,499																					
76-II \$175.00	863E \$469																					
77-II \$155.00	867E \$659																					
79/29-II \$175.00																						
87 \$287.00																						

OSCILLOSCOPE

Dual Trace, Component Test, 6" CRT, X-Y Operation, TV Sync, CH2 Output, Graticule Illum, 2 Probes(x1,x10)

- PS-200 20 MHz Dual Trace \$339.95
- PS-205 20 MHz Dual w/ Delay Sweep \$429.95
- PS-400 40 MHz Dual Trace \$494.95
- PS-405 40 MHz Dual w/ Delay Sweep \$569.95
- PS-605 60 MHz Dual w/ Delay Sweep \$769.95
- PS-1000 100MHz Dual Trace \$999.95

Digital Scope

- DS-303 30MHz Digital, 20 Samples/sec \$849.95
- DS-303P RS-232 interface, 30MHz \$1,049.95

Scope Probe

- HP-9060 (60MHz) \$15, HP-9150 (150MHz) \$22, HP-9250 (250MHz) \$29, HP-9258 (250MHz, 100:1) \$39

AUDIO/RF/FUNCT. GENERATOR

RF Generator


- SG-4160 (\$1249.95) 100kHz-150MHz sinewaves in 8 ranges, 100mV at 35MHz
- SG-4162 (\$229.95): Generate same signal as SG-4160, but with int. counter (150MHz).

Audio Generator

- AG-2601 (\$124.95) 10Hz-1MHz, 0-8Vpp sine, 0-10Vpp squarewave
- AG-2603 (\$229.95): Same as AG-2601, but with additional counter and digital display.

Function Generator

- FG-2100A (\$169.95) 2Hz-2MHz, 5mV-20Vpp
- FG-2102AD (\$229.95) same as FG-2100A, but with int. counter and TTL, CMOS output.
- FG-2103 (\$329.95) Sweep 0.5Hz-5MHz, linear/log, VCG, GCV, and int. counter

POWER SUPPLIES	Single Output DC Power Supplies	Dual Tracking	Triple Output
 <ul style="list-style-type: none"> • Short Circuit and overload protected • Constant current, constant voltage mode • 0.02%+2mV line regulation; 0.02%+2mV load regulate <p>Analog Meters Display</p> <ul style="list-style-type: none"> PS-303 (\$159.00) 30V/3A PS-305 (\$219.95) 30V/5A PS-8110 (\$289.95) 60V/5A PS-8112 (\$399.95) 60V/5A PS-1610 (\$289.00) 16V/10A PS-8107 (\$399.95) 30V/10A <p>Digital Voltage, Analog Current</p> <ul style="list-style-type: none"> PS-8200 (\$179.95) 30V/3A PS-8201 (\$239.95) 30V/5A <p>Digital Volt & Current Display</p> <ul style="list-style-type: none"> PS-8300 (\$199.95) 30V/3A PS-8301 (\$259.95) 30V/5A 	<ul style="list-style-type: none"> • Short Circuit & overload protected • Constant current & constant mode • Independent or Tracking <p>Dual Tracking (Analog V & I Displays)</p> <ul style="list-style-type: none"> PS-303D (\$314.95) 30V/3A/30V/3A PS-305D (\$399.95) 30V/5A/30V/5A PS-8108 (\$549.95) 60V/3A/60V/3A PS-8109 (\$699.95) 60V/5A/60V/5A 	<ul style="list-style-type: none"> • One fixed 5VDC, 3 Amp output • Parallel to double current output (PS-8102 & PS-8103 only) <p>Triple Output (Analog displays)</p> <ul style="list-style-type: none"> PS-8102 (\$399.95) 30V/3A/30V/3A PS-8103 (\$489.95) 30V/5A/30V/5A <p>Digital Displays</p> <ul style="list-style-type: none"> PS-8202 (\$499.95) 30V/3A/30V/3A PS-8203 (\$549.95) 30V/5A/30V/5A 	

INSTEK® Test & Measuring Instrument ISO 9002 Cert. #934163 (2 Years Warranty)

OSCILLOSCOPE	DC POWER SUPPLIES			FUNCTION GENERATOR	BENCHTOP DMM
<p>OS-653 (\$699.95) 50MHz Triggering</p> <p>OS-622B (\$399.95) 20 MHz Oscilloscope</p>	<p>Triple Output</p> <ul style="list-style-type: none"> • 2 variable out 0-30V, 0-3A • One fixed 5V, 3A output • Auto track, serial, parallel • Const. volt, current mode • 4 analog or 2 digital display <p>PC-3030 (\$499.95) PC-3030D (\$549.95)</p>	<p>Single Output</p> <ul style="list-style-type: none"> • Const voltage, current mod • Voltage regulation <0.01% • Current regulation <0.2% • PS: 2 analog or 1 digital dis • PR: 2 analog or 2 digital dis <p>Analog Meters Display</p> <ul style="list-style-type: none"> PS-1830 (\$209.95) 18V/3A PS-1850 (\$219.95) 18V/5A 	<p>Programmable</p> <ul style="list-style-type: none"> • High stability, low drift • One fixed 5V, 3A output • 100point program (PPT ser) • 50point program (PPT ser) • Auto serial/parall. (PPT ser) • Auto track (PPT series), IEEE-488.2 and SCPI compatible command set (optional) <p>PPS-1860G (\$1,099.95) PPS-3635G (\$1,099.95)</p>	<p>FG-8015G (\$189.95) Sweep</p> <ul style="list-style-type: none"> • 0.02Hz-2Mhz, no counter • Sine/Squ/Tri/pulse/Ramp <p>FG-8016G (\$239.95)</p> <ul style="list-style-type: none"> • 0.02Hz-2Mhz w/ counter • Pulse, function generator <p>FG-8017G (\$249.95) Sweep</p> <ul style="list-style-type: none"> • Sine/Tri/Squ/TTL/CMOS • 0.02Hz-2Mhz, FM mod. <p>FG-8019 (\$399.95) Sweep</p> <ul style="list-style-type: none"> • 0.02Hz-2Mhz w/counter • INT/EXT AM/FM mod <p>FG-8019 (\$209.95)</p> <ul style="list-style-type: none"> • 0.02Hz-2Mhz w/counter • FC-8015G (\$499.95) Sweep • 0.05Hz-5MHz w/counter • INT/EXT AM/FM mod 	<p>DM-8034 (\$179.95) 3½ dgt</p> <ul style="list-style-type: none"> • AC/DC(V,A), C, Ω, diode • 1000V, 20A, 0.5% accu. <p>DM-8040 (\$339.95) 3½ dgt</p> <ul style="list-style-type: none"> • ACV to 50kHz, true rms • DM-8055 (\$649.95) 5½ dgt • 0.006% basic accuracy • 1uV, 1mΩ, 1nA resolution • dBm, auto, REL., min/max <p>DM-8055G (\$889.95) GPIB</p> <ul style="list-style-type: none"> • Same funct. as DM-8055 <p>Frequency Counters</p> <ul style="list-style-type: none"> FC-8131 (\$469.95) 1.3GHz FC-8270 (\$629.95) 2.7GHz UC-2010G (\$294.95)
<p>OS-305 (\$209.95) -5 MHz One Channel</p> <p>OS-310 (\$324.95) -10 MHz One channel</p>	<p>Programmable Electronic Load (PEL-300) (Patent No: 8101181224)</p> <ul style="list-style-type: none"> • Operating Rating: voltage 3-60V, current 6mA-60A, power 300W, temp 0-40C(operate)/-10-70C (store) • Over voltage, over current, over power protection • Operation mode: constant voltage, current, resistance • Transient Gen. Frequency 1Hz-1kHz, duty 10-90% • High Resolution: 20mV, 0.2mA, 0.3mΩ • Self-Test and Software Calibration • Meet UL CSA IEC Safety regulation <p>* NEW * \$1409.95</p> 	<p>PR-3060 (\$314.95) 30V/6A</p> <p>PR-6030 (\$314.95) 60V/3A</p> <p>Digital Meters Display</p> <ul style="list-style-type: none"> PS-1830D (\$219.95) 18V/3A PS-1850D (\$244.95) 18V/5A PS-3030D (\$254.95) 30V/3A PR-6030D (\$399.95) 60V/3A 	<p>FG-830 (\$1,499.95) 30MHz Synthesized Function Gen.</p> <ul style="list-style-type: none"> • Output: sine, tri., square, sync out, arb. waveform 	<p>FC-810 (\$209.95)</p> <ul style="list-style-type: none"> • 20MHz Freq. resolution • Linear/log sweep • Arbitrary modulation • RS232; IEEE-488(option) 	<p>DM-8034 (\$179.95) 3½ dgt</p> <ul style="list-style-type: none"> • AC/DC(V,A), C, Ω, diode • 1000V, 20A, 0.5% accu. <p>DM-8040 (\$339.95) 3½ dgt</p> <ul style="list-style-type: none"> • ACV to 50kHz, true rms • DM-8055 (\$649.95) 5½ dgt • 0.006% basic accuracy • 1uV, 1mΩ, 1nA resolution • dBm, auto, REL., min/max <p>DM-8055G (\$889.95) GPIB</p> <ul style="list-style-type: none"> • Same funct. as DM-8055 <p>Frequency Counters</p> <ul style="list-style-type: none"> FC-8131 (\$469.95) 1.3GHz FC-8270 (\$629.95) 2.7GHz UC-2010G (\$294.95)

ALFA ELECTRONICS P.O. BOX 8089 PRINCETON, NJ 08543

TEL: (800)526-ALFA(2532) / (609)897-1135 FAX: 609-897-0206 Email: alfa0168@aol.com

Call/Wrire/Fax/Email for **FREE CATALOG** Visa, MC, AMEX, COD, PO Accepted. OEM Welcome 1 Year Warranty (2 Years for Instek)

Electronics Now, July 1997

Electronic CAD for Windows

Professional Windows EDA tools at an affordable price with powerful features to make designing faster. WinBoard PCB layout delivers sophisticated interactive routing for complex designs, plus it has the tools needed for high-speed circuits, analog, RF and SMT designs.

WinDraft® Schematics

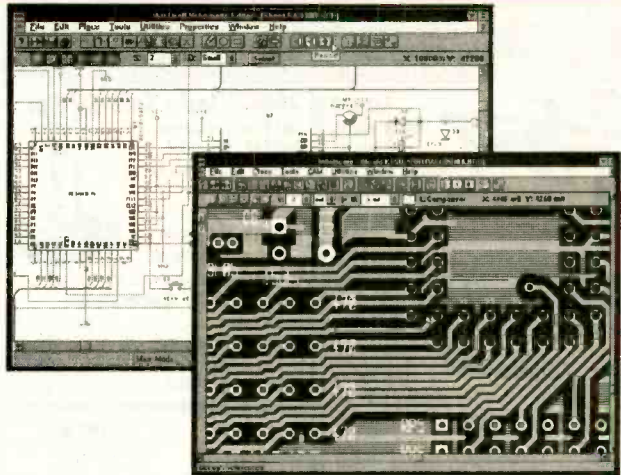
- ◆ Use True-Type fonts. Quickly copy and paste into other applications.
- ◆ Supports hierarchical designs, electrical rules checking, Annotation & Bill of Materials.
- ◆ Thousands of library parts and symbol editor included.

WinBoard™ PCB layout

- ◆ Supports 16 layers, multiple copper pours, and advanced features for RF designs.
- ◆ SMD & through hole library with on-line graphical editor.
- ◆ CAM outputs include BOM, in-circuit test, NC Drill, Gerber, Pick & Place, & Advanced Design Rule Checking (DRC).

With our unique *pin capacity* versions you only pay for what you need. You choose the base configuration to suit your needs today, and expand that configuration to handle increased pin capacity as your design requirements change.

WinDraft 2.0 Available Now



\$ 250 WinDraft or WinBoard - P650
\$ 495 WinDraft or WinBoard - unlimited

\$ 895 WinBoard P650 with CCT
 Spectra® autorouter.

Thousands of satisfied customers are using this new generation of powerful and affordable Windows EDA tools from Ivex. Your satisfaction is guaranteed!

World Wide Web: <http://www.ivex.com>

Information and free evaluation version is available on the Ivex WW Web, FTP and BBS.

Tel: (503) 531-3555
Fax: (503) 629-4907
BBS: (503) 645-0576




Ivex Design International. 15232 NW Greenbrier Parkway. Beaverton, Oregon 97006. USA.

ADV2_1

CIRCLE 325 ON FREE INFORMATION CARD

9 out of 10 mice prefer the Consumer Information Catalog online. Catch it at www.pueblo.gsa.gov.

U.S. General Services Administration



MDA®

Muscular Dystrophy Association

(800) 572-1717

AMAZING ELECTRONIC & SCIENTIFIC DEVICES

Lasers, Tesla, Ions, Anti-Gravity, Magnetics & More!

Plans • Ready-to-Use • Easy-to-Build Kits



Laser Ray Gun
Handheld, battery operated. Produces an intense burst of light capable of burning holes.
LAGUN2 Plans \$20.00
LAGUN2K Kit / Plans Price on Req



250KV Tesla Coil
10-14" of Explosive Bolts of Lightning!
• Transmit Wireless Energy
• Ion Motors
• Anti-Gravity
• Strange and bizarre pyrotechnical effects
• Many other experiments shown in detail
• Award winning science project!
BTC3 Plans \$15.00
BTC3K Kit/Plans with coil \$299.50
BTC30 Assbl'd Ready to Use \$399.50
BTC4 Plans, 500KV unit \$20.00

ATTENTION: Experimenters & Researchers!
Anti-Gravity, Rail & Coil Guns, Mass Warping, Levitation Research, Exploding Water, Propulsion Drivers, Lattice Snapping, EMP etc. Loss-less Energy Charger with triggered spark switch. • Adjustable 500 to 3KV out
• Charges up to 25KJ • Programmable Output
HEP1 Plans \$15.00
HEP1K Kit/Plans with 500J \$399.50
HEP10 Lab Assembled - to your spec's.
Write, call or fax for price & delivery
...shown connected to potential rail gun system




Visible Beam Gas Lasers
Millions degree temp equiv. Illuminates low level clouds
• Light Shows
• Window Listener
• Optical Projects
• 12/115V
• Science Project
LAS1KM 1 mw, low cost KR \$69.50
LGU6K 2-3mw Kit \$119.50
HNE70 5-7mw, ready to use \$299.50



Gravity Generator
Levitate an object!
Great science fair project!
GRA1 Plans \$15.00
GRA1K Power Supply Kit/Plans \$99.50
GRA10 Assbl'd Kit/Plans \$149.50
Includes text book on Anti-Gravity theory!




Solid State Tesla Coil
• Generate fiery electrical plasma discharge
• Powers light and objects without contact
• Experiment with electrical and mechanical fields. TCL5 Plans \$8.00
TCL5K Kit/Plans 12VDC \$49.50




Pioneer a Futuristic Weapon!
Electric Gun - prototype designed in our lab - Join the research!
• Ballistic Velocities
• Handheld • Battery Operated
• Labelled as DANGEROUS Product
Experiment now before it is classified as a firearm! EGUN1 Plans \$20.00
(Must be 21 for purchase of hardware)



Ion Ray Gun
Project Energy!
Star Wars technology demonstrates weapons potential. IOG7K Kit/Plans \$99.50




"Talking" Plasma Globe
Spectacular color. Pulsates to music, sounds!. 8-9", with intensity and sound controls. PLASMA1 Ready to Use . \$79.50



Electronic Hypnotizer *Caution Required*
Control their minds! Programmable audible and visual stimuli induces hypnotic trances. HYP2K Kit with Book \$39.95
EH2 Hypnosis Book & Plans \$14.95

We can design and build high voltage systems - to your spec's!
Call or fax us with your requirements!

TACTICAL ELECTRONICS



Cybernetic Ear!
Enhances normal hearing 3-4 times! Adjustable volume control, fits easily into either ear. Many, many uses.
Ready to Use!
CYBEREAR \$19.95



Telephone Line Grabber/Infinity Transmitter
Use tone phone anywhere in the world to:
• Monitor your premises • avoid break-ins
• Access ongoing calls - longwinded kids
• Control up to 8 appliances in your home!
• Re-direct costly toll calls from pay phones!
TELCON3 Plans (credit to purch) .. \$ 10.00
TELCON3K Plans/Kit \$99.50
TELCON30 Ready to Use \$149.50



Long Range "Ultra-Ear" *Parabolic Mic can hear a distant whisper!*
20" dish uses satellite technology to capture distant sounds. PMS Plans \$ 8.00
PMSK Kit/Plans \$149.50
• Optional Wireless Retrofit transmits captured sounds to an FM radio.
WMSK Kit for Wireless Option \$29.50




Phasor Sonic Blast Pistol
Rids areas of unwanted pests. Trains and conditions wild and domestic animals. Great for barns, attics, cellars, gardens.
PPPIK Kit/Plans \$39.50



3 Mi Telephone Xmitter
• Tune-able 80-130 Mhz • Undetectable
• Only transmits when phone is used
VWPM7K Kit/Plans \$39.50



3 Mi Voice Transmitter
• Ultra-Sensitive Mike
• Crystal Clear
• Tunes 80-130 MHz
FMV1K Kit/Plans \$39.50



FireBall Gun
Shoots flaming ball - two shot capacity. Great for special effects and remote fire starting. CAUTION REQUIRED!
FIREBALL Plans (dangerous product) \$10.00



Shocker Force Field/Vehicle Electrifier
Make hand and shock balls, shock wands and electrify objects. Great payback for those wiseguys!
SHK1K Easy to Assemble Kit \$19.50



Extended Play Telephone Taping System
• Tapes Phone Conversation • Extends Tape X4 • Check Local Laws before using!
TAP30X Ready to Use \$84.50



"Drop-in" (1ml) Telephone Transmitter
Easily tunable over FM radio. Never needs battery! #DROPIN Kit/Plans \$ 19.95




See in Total DARKNESS!
• High Quality IR Night Vision
Scope with IR illuminator.
SD10 Ready to Use \$199.50



Electric Charge Gun
Life is Precious - PROTECT IT!
Stuns & Immobilizes attackers 15 feet away! Check your state laws for legality. More knockdown power than most handguns. No permanent injury. ID coded.
ECG1 Data (Creditable to purch) \$10.00
ECG10 Charge Gun, Ready to Use, Includes FREE Stun Gun! \$249.50
STUN GUNS - sold separately:
STUN100 100,000 Volts \$34.50
STUN200 200,000 Volts \$49.50



3 Mi Tracker Transmitter
• Tunable Output
• Uses FM Radio
• Excellent Signal Beacon
HOD1K Kit/Plans \$39.50



MIND CONTROL!
Places subjects under your control. Programmable audible & visual stimuli with biofeedback. Induces strange & bizarre hallucinations without drugs. Caution - not FDA approved.
MIND2 Plans \$15.00
MIND2K Kit and Plans \$49.50
MIND20 Assembled Unit \$69.50



FANTASTIC BRIGHTNESS!
High Quality Laser Pointer
LAPN64 15mw equiv, 2000' \$39.50
LAPN61 50mw equiv, 4000' \$84.50



Window Bounce Laser Listener
Aim at window and listen to sounds from reflected light. CAUTION - Not for illegal use. LWB3 Plans \$10.00
LWB3K Kit/Plans (req's vid tripod) \$149.50



1000' Potato Cannon
Not a Toy! Uses electronic or piezo ignition. CAUTION REQUIRED!
POT1 Plans (dangerous product) ... \$10.00

VISIT US ON THE WEB!
<http://www.amazing1.com>

INFORMATION UNLIMITED

Dept ENS-7, Box 716, Amherst, NH 03031
Phone: 603-673-4730 FAX: 603-672-5406
MC, VISA, COD, Checks accepted Please add \$5.00 S & H

CATALOG! FREE with Order or send \$1 P&H
24 Hour Phone **800-221-1705**
Orders Only Please!

Keep your PCs up & running with the 100% accurate fix...

Loop-back Plugs—9-pin serial, 25-pin serial and 25-pin parallel plugs, used for external I/O port testing.

Tri-State Logic Probe—works with Post-Probe to enable testing down to individual chip level.

Universally Compatible

Works with any IBM or compatible computer and any operating system (DOS, Windows 95 & NT, OS/2, Unix, Novell, etc.

Micro-Scope™ diagnostic diskettes

containing the best PC diagnostic tools on the market. Comes with both 3.5" and 5.25" disks to work with any PC.

Durable Zip-up Leatherette Carrying Case

—all your tools in one organized, easy to carry toolkit.

Complete Micro-Scope Manual—easy to follow testing procedures and detailed error code descriptions. See the features list at left to view some of the incredible wealth of testing capabilities this program contains.

Revive Your Dead PCs

Post-Probe™ Diagnostic Card—when Post-Probe detects an error, a 2-digit BIOS code will display on the card telling you exactly what's wrong with your PC. 100% compatible with all ISA, EISA, Compaq and Micro-Channel PCs.

Micro-Channel Adapter Card—(behind Post-Probe card) allows Post-Probe to be used with Micro-Channel equipped computers.

Extensive Post-Probe Manual—exhaustively complete, containing BIOS error codes for most PCs on the market. Look up the 2-digit error code in this manual and instantly diagnose your PC's problems. Also contains common chip diagrams, descriptions and complete troubleshooting tips.

Micro-Scope™

UNIVERSAL DIAGNOSTIC SOFTWARE

Fully O/S Independent diagnostic software...



Call for upgrade pricing & complete new features list!

Jerry Pournelle awarded MICRO-SCOPE & POST-PROBE the User's Choice Award in the May 1994 issue of Byte Magazine, stating: "You name it, this tests it. If you maintain PCs you'll love it."

- ◆ **LOW-LEVEL FORMAT**—Performs low-level format on all hard drives including IDE drives.
- ◆ **TRUE HARDWARE DIAGNOSTICS**—Accurate testing of CPU, IRQ's, DMA's, memory, hard drives, floppy drives, video cards, etc.
- ◆ **RELOCATES TRACK 0** on hard drives that support relocation.
- ◆ **IRQ CHECK**—Talks directly to hardware and shows I/O address and IRQ of devices that respond.
- ◆ **O/S INDEPENDENT**—Does not rely on O/S for diagnostics. Talks to PC at hardware level. All tests are full function regardless of O/S (i.e. Windows, Novell, UNIX, OS/2).
- ◆ **IRQ DISPLAY**—Show bits enabled in IRQ chip for finding cards that are software driven (Network, Sound Card, etc.).
- ◆ **MEMORY DISPLAY**—Displays any physical bit of memory under 1 MB. Very useful for determining memory conflicts and available memory space.
- ◆ **AND MUCH MORE...** We don't have enough space here for everything this software can do!

Govt. Orders: NSN-7030-01-421-6459

Post-Probe™

First Ever Universal P.O.S.T. Card for All PCs!

PC won't boot up? Find out why fast with our universal POST card...



"This is the only card that will function in every system on the market. The documentation is extensive... covers the expected POST Codes for different BIOS versions... includes a detailed reference to the bus signals monitored by the card." —Scott Mueller from 'Upgrading & Repairing PCs, 2nd Edition'

- ◆ Includes pads for voltmeter to attach for actual voltage testing under load.
- ◆ 4 LEDs monitor +5vdc -5vdc +12vdc -12vdc.
- ◆ Monitors Hi & Lo clock and OSC cycles to distinguish between clock chip or crystal failure.
- ◆ Monitors I/O Write and I/O Read to distinguish between write and read errors.
- ◆ Accurately monitors progress of POST for computers without POST codes.
- ◆ Reads POST codes from any IBM or compatible that emits POST codes. ISA/EISA/MCA.
- ◆ Compatible with Micro Channel computers.
- ◆ Dip switch allows easy selection of I/O ports to read.
- ◆ Includes TRI-STATE LOGIC PROBE to determine actual chip failures.
- ◆ Manual includes chip layouts and detailed POST procedures for all major BIOSs.
- ◆ AND MUCH MORE... call for more details.

Govt. Orders: NSN-7025-01-421-6467

Web Site: <http://www.micro2000.com>



© 1996 Micro 2000, Inc. All Rights Reserved.

CIRCLE 320 ON FREE INFORMATION CARD



Call Now for Latest Pricing
1-800-864-8008

HOME AUTOMATION

World's Largest Selection!

**Widest Selection of
X-10 Devices Available**

Hundreds of hard-to-find automation, X-10 and wireless control products. Computer interfaces, software, development tools, lighting control, telephone systems, security systems, surveillance cameras, infra-red audio/video control, HVAC, pet care automation, wiring supplies, books and videos and much more!

**Packed with Pictures
& Diagrams**



FREE 96 page Color Catalog

HOME AUTOMATION SYSTEMS, INC.

Questions: 714-708-0610 Fax: 714-708-0614
e-mail: catalog@smarthome.com
http://www.smarthome.com/smarthome

**Lowest Prices
Guaranteed!**

24 Hours **Call 800-SMART-HOME** 800-762-7846

EPROM+ PROGRAMMING SYSTEM USES PARALLEL PORT

**SUPPORTS OVER
600 CHIPS**

EPROMS (24, 28, 32 & 40* PIN PLUS 27CXXXX)
1702, 2708, 16,32,32A,64,64A,128,128A,256,512
513,011,010,101,301,1000,1001,1024,210,020
2000,2001,220,240,2048,4001,4002,040,080,8001
2516,32,64,68764, TMS2716

FLASH EPROMS
28F256, 512, 010, 020 PLUS 29CXXXX, 29FXXXX

EEPROMS & NVRAMS (PLUS CXXXX)
2804,16,16A,17, 2864, 64A, 65, 28256, 28C010
X2210, X2212, DS1220, 1225, 1230

SERIAL EEPROMS* (8 PIN PLUS CXX)
2401, 02, 04, 08, 16, 32, 65, 2444, 59C11, 8572, 82, 92
9306, 46, 56, 66, 16811, 911, 80011A, ER1400/58657

BIPOLAR PROMS* (16 THROUGH 24 PIN)
74SXXXX AND 82SXXXX FAMILY

MICROCONTROLLERS* (UV, EE AND FLASH)
8741, 42, 48, 49, 8751, 87C51, 8752, C52, 87C5XXX
87C75X, 89C51, 52, 68705, 68HC705, 68HC711E9
PIC16C5X, PIC16C6X, PIC16C7X, PIC16C8X



*ADAPTER REQUIRED - ASSEMBLED ADAPTERS AVAILABLE / DETAILED DIAGRAMS INCLUDED

- SOFTWARE - READ, VERIFY, PROGRAM, COPY, DISK FILE LOAD & SAVE, CHECKSUM, PLUS A FULL SCREEN BUFFER EDITOR WITH 20 COMMANDS
- READS INTEL HEX, MOTOROLA S-RECORD AND BINARY FILES
- FAST! - MANY DEVICES PROGRAM IN UNDER 10 SECONDS
- RUGGED (9" X 6" X 3"), PORTABLE ENCLOSURE WITH CARRY HANDLE DESIGNED FOR BENCH AND FIELD SERVICE.
- ACCESSORY CONNECTOR FOR FUTURE EXPANSION
- LED INDICATORS SHOW POWER, PROGRAMMING & SYSTEM STATUS
- MADE IN THE USA - 30 DAY MONEY BACK GUARANTEE - 1 YR WARRANTY
- SYSTEM INCLUDES: PROGRAMMING UNIT, POWER PACK, CABLE PRINTED MANUAL AND SOFTWARE

ANDROMEDA RESEARCH
P.O. BOX 222
MILFORD, OHIO 45150
(513) 831-9708
FAX (513) 831-7562

\$289



ADD \$5.00 SHIPPING - \$5.00 C.O.D.



Precious Life

Not too many years ago, this nurse was a patient at St. Jude Children's Research Hospital. She fought a tough battle with childhood cancer. And won.

Until every child can be saved, our scientists and doctors must continue their research.

To find out how you can help, call 1-800-877-5833.

**ST. JUDE CHILDREN'S
RESEARCH HOSPITAL**
Danny Thomas, Founder

ELECTRONIC SHOPPER.

ROBOTIC MACHINING

ROUTE, MILL, DRILL, CARVE, ENGRAVE, PAINT
IN WOOD, PLASTIC, VINYL, PC BOARD, & LIGHT METALS!

- 4 & 5 MOTOR GANTRY MILL CONFIGURATIONS
- PC COMPUTER CONTROLLED CNC/DNC
- IMPORT/ EXPORT FILES TO OTHER CADS
- AUTO-BACKLASH COMPENSATION
- PRE-MACHINED HEAVY CASTINGS
- SIMULTANEOUS 4 AXIS MOTION
- FREE 3D CAD/CAM SOFTWARE
- AVAILABLE IN KITS OR ASSEMBLED
- EXPEDITE SERVICE ALSO AVAILABLE
- OPTIONAL ALUMINUM WAY COVERS
- .0005" RESOLUTION / AMERICAN MADE




STARTING AT
\$695.00

3 & 4 AXIS UNITS
FROM 12" X 12" TO
66" X 66" MACH. AREA

U.S. CYBERLAB, INC. 14786 SLATE GAP RD., WEST FORK, AR 72774

CALL NOW FOR INSTANT SPECS 501-839-8293 24 HR. FAX-BACK

386 SBC \$83



- OEM (1K) PRICE INCLUDES:
- 5 SER (8250 USART)
 - 3 PAR (32 BITS MAX)
 - 32K RAM, EXP 64M
 - STANDARD PC BUS
 - LCD, KBD PORT
 - BATT. BACK. RTC
 - IRQ0-15 (8259 X2)
 - 8237 DMA 8253 TMR
 - BUILT-IN LED DISP
 - UP TO 8 MEG ROM
 - CMOS NVRAM

USE TURBO C, BASIC, MASM RUNS DOS AND WINDOWS
EVAL KIT \$295

\$95 SINGLE PIECE PRICE UNIVERSAL PROGRAMMER

- DOES 8 MEG EPROMS
- CMOS, EE, FLASH, NVRAM
- EASIER TO USE THAN MOST
- POWERFUL SCRIPT ABILITY
- MICROCONT. ADAPTERS
- PLCC, MINI-DIP ADAPTERS
- SUPER FAST ALGORITHMS



OTHER PRODUCTS:
8088 SINGLE BOARD COMPUTER..... OEM \$27 ... *95
PC FLASH/ROM DISKS (128K-16M)..... 21 75
16 BIT 16 CHAN ADC-DAC CARD 55 195
WATCHDOG (REBOOTS PC ON HANGUP)..... 27 95

*EVAL KITS INCLUDE MANUAL BRACKET AND SOFTWARE.
5 YR LIMITED WARRANTY
FREE SHIPPING
HRS: MON-FRI 10AM-6PM EST

MVS BOX 850
MERRIMACK, NH
(508) 792 9507

Learn MICROCONTROLLERS EMBEDDED SYSTEMS and PROGRAMMING...

...with the AES learning system/ embedded control system. Extensive manuals guide you through your development project. All programming and hardware details explained. Complete schematics. Learn to program the LCD, keypad digital, analog, and serial I/O, for your applications.



THREE MODELS AVAILABLE. Choose from an Intel 8051, Intel 8088, or Motorola 68HC11 based system. All models come with:

- 32K Byte ROM, 32K Byte RAM • 2 by 16 Liquid Crystal Display • 4 by 5 Keypad • Digital, Analog, and Serial I/O • Interrupts, timers, chip-selects • 26 pin expansion connector • Built-in Logic Probe • Power Supply (can also be battery operated) • Powerful ROM MONITOR to help you program • Connects to your PC for programming or data logging (cable included) • Assembly, BASIC, and C programming (varies with model) • Program disks with Cross Assembler and many, well documented, program examples • User's Manuals: cover all details (over 500 pages) • Completely assembled and ready to use • Source code for all drivers and MONITOR • Optional Text Book


Everything you need. From \$279. Money Back Guarantee

Call for Free Info Pack, or see WEB at <http://www.aesmicro.com>
714-550-8094, FAX 714-550-9941



Call 1-800-730-3232

AES 970 W. 17TH STREET, SANTA ANA, CA 92706, USA



PCB Artwork Made Easy!

PRINTED CIRCUIT DESIGN SOFTWARE For DOS & WINDOWS

Layout - Autorouting - Schematic - Circuit Simulation

- Supports all Video Modes including Super VGA
- Copper Flooding for Building Ground Areas
- Gerber and Excellon Output
- Create Negative & Positive Printouts
- Autoroute Single & Multi Layer Boards
- Create artwork from the Schematic
- Analog and Digital Simulation available
- Make boards up to 32" x 32"
- **Parts Library - Silk Layer - Solder Mask and more!**
- Great for All Circuit Design Projects!

Download Demos from BBS (205)933-2954

PCBoards Layout for DOS \$99

Windows™ Version starts at \$149

Call or Write for Full Product Line, Prices & Demo Packages

PCBoards

2110 14th Ave. South
Birmingham, AL 35205

(800)473-7227

Fax (205)933-2954
Phone (205)933-1122

DATA ACQUISITION

Affordable Hardware and Software for PC's

ANA100 Analog I/O \$ 99



- * 8 Channel 8-Bit
- * 0 to 5 Volt Input
- * 14 TTL I/O lines
- * Analog Output
- * 400KHz Sampling

DIG100 Digital I/O \$ 39



- * 8255 PPI
- * 24 or 48 TTL I/O Lines option
- * Selectable Base Address

ANA150 Analog/Counter... \$ 89



- * 8 Channel 8-Bit
- * 0 to 5 Volt Input
- * 3 16-Bit Counters
- * 400KHz Sampling

DIG200 Counter I/O \$ 79



- * 3 16-Bit Counters
- * 8 TTL Input lines
- * 8 TTL Output lines
- * Selectable Clock Frequency input

ANA200 Analog I/O \$ 79




- * 1 Channel 12-Bit
- * 0 to 5 Volt Input optional bi-polar
- * 100KHz / 300KHz Sampling rate
- * 24 TTL I/O lines

ANA201 Analog \$ 129



- * 8 Channel 12-Bit
- * x1, x5, x10, x50 Programmable Channel gain
- * 100KHz/300KHz Sampling rate

<NEW!> PC-SCOPEII - PC Oscilloscope Software
Use with our ANA100, ANA150, ANA151, ANA200, or ANA201 boards, for 1, 2, 4, or 8 channel capture and display of data on your PC. Oscilloscope, Storage, and X-Y modes of data display \$49.00



MasterCard/Visa orders accepted

More hardware and software items available, Call for information or See our catalog on the internet: <http://www.bsosf.com>
E-mail: sales@bsosf.com

BSOFT Software, Inc.

Phone 614-491-0832 * Fax 614-497-9971
444 Colton Road * Columbus, OH * 43207

PIC Emulator

PICE-6 from **\$295**

- Real-Time In-Circuit Emulator (to 10 MHz)
- Supports PIC 16C62X, 16C6X, 16C7X, and 16C84
- Single step and run to Breakpoints
- Includes Assembler and Simulator
- 15 day money-back guarantee
- Programmer for PIC 16C5X, 16C6X, 16C7X, 16C84, and 17C4X in DIP packages, only **\$155**

Learn 8051 On PC!

With our 80C552 SBC connected to your PC's printer port, learn to write the 8051 program, debug and test it on PC.

- 8051 core processor (80C552) with 8 channel 10-bit A/D and PWM
- 24 more I/Os and RS-232 port
- 32K ROM and 64K RAM
- Includes Assembler, Disassembler, real-time execution and debugging, plus monitor and example programs, only **\$225**

ROMY-16 EPROM EMULATOR

Emulates ROM or RAM in 8- and 16-bit systems for **\$195** (2716-27256) or **\$245** (2716-27010). Window/menu driven interface. 15 day money-back guarantee. Optional assembler, disassembler, and ROM debugger, **\$100** each CPU.

Low cost Microcontroller Development Systems

80C552, 80C31, and 68HC11 development systems include single board computer, assembler, disassembler, real-time execution and debugging, plus monitor and example programs.

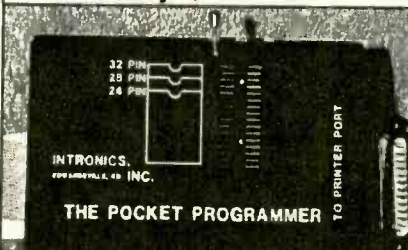
Universal Microprocessor Simulator/Debugger

Assembler, Disassembler, and Simulator for popular 8-bit CPUs.

J&M Microtek, Inc.

83 Seaman Road, W Orange, NJ 07052
Tel: (201)325-1892 Fax: (201)736-4567

The Pocket Programmer Only \$129.95



The portable programmer that uses the printer port of your PC instead of an internal card. Easy to use software that programs Eeprom, EEprom, Flash & Dallas Ram. 27(C) / 28(C) / 28F / 29F / 29C & 25XX series from 16K to 8 Megabit with a 32 pin socket. Adapters available for Pic, PLCC, 5-Gang, 874X, 875X MCU's, 40-Pin X 16 & Serial Eprom's, and Eprom Emulator to 32K X 8.

Same Name, Address & Phone #
for 13 Years... Isn't it Amazing ?

Intronics, Inc.

Box 13723 / 612 Newton St.
Edwardsville, KS 66113 Add \$4.75 COD
Tel. (913) 422-2094 Add \$4.00 Shipping

Fax (913) 441-1623 Visa / Master Charge

PROGRAMMERS OVER 50 MODELS

ADVANTECH EETOOLS NEEDHAMS DATA I/O ICE TECHNOLOGY HILO SYSTEM GENERAL CHROMA MODULAR CIRCUIT TECHNOLOGY XELTEK



PROMAX EMP-20 MEGAMAX MEGAMAX4 SIMM/SIP TESTER EMUPA

CALL ADVANTECH LABTOOL	599 EETOOLS SIMMAX
629 ICE TECH MICROLV	795 CHROMA SIMM/SIP
650 EETOOLS ALLMAX +	359 MOD-MCT-EMUPA/R
409 EETOOLS MEGAMAX	279 MOD-MCT-EMUP/R
509 EETOOLS MEGAMAX4	49 EPROM 1G TO 512K
369 XELTEK SUPERPRO II	69 EPROM 1G TO 1MEG
409 XELTEK SUPERPRO II P	99 EPROM 4G TO 1MEG
249 XELTEK SUPERPRO L	199 EPROM 16G TO 1 MEG
165 XELTEK ROMMASTER II	89 EPROM 1G TO 8MEG
479 MOD-MCT-EMUPA	129 EPROM 4G TO 8MEG
739 STAG ORBIT-32	250 EPROM 8G TO 8MEG



LABTOOL48 MICROMASTER SUPERPRO ALLMAX PLUS ROMMASTER2

General Device Instruments

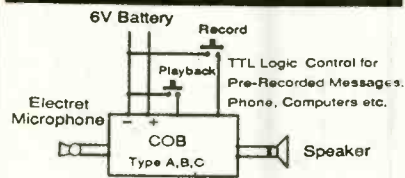
Sales 408-241-7376 Fax 241-6375 BBS 983-1234

Web www.generalddevice.com E-Mail icdevice@best.com


ANY NEW APPLICATIONS?

COB & SMD on gold plated PCB

20-Second Voice Record & Playback Unit



Type A 0.385"x0.75" Type B 0.85"x1.05" Type C 1.15"x1.15"



COB Design Specialist

KSL Microdevices, Inc.

(408)922-0800 FAX (408)922-0629

FRIENDLY LITTLE MICRO CONTROLLER

\$149
(single)



...packs a **MEAN** punch
a.k.a. "Steroid Stamp"

- 39 I/O + 8 A/D (10 bit) •
- 128K SRAM + 128K Flash •
- LCD/Keypad Interface •
- Fast 16 bit Motorola CPU •
- Affordable C Compiler •
- Comprehensive s/w Library •

* Intec Automation Inc. v: 250-721-5150
www.islandnet.com/~iii fx: 250-721-4191

**Yours for only
\$3.50**

Prices includes
shipping!



HAVE A THOUSAND YUCKS FOR ONLY THREE AND A HALF BUCKS! That comes to one-third of a cent per laugh. Electronics Comics is a compilation of over 125 riotous, outrageous and phenomenal cartoons that appeared in Popular Electronics and Electronics Now. Only \$3.50—price includes shipping. Claggg, Inc., Reprint Bookstore, P.O. Box 4099, Farmingdale, NY 11735-0793. All payments in U.S. funds. Sorry, no orders outside U.S.A. and Canada. Check or money order only—send no cash. NY state residents add applicable tax. MA04

CONTROL YOUR WORLD

32K HC11 ModCon

Low Cost Microcontroller boards & kits + Applications

ZORIN http://ZORINco.com or call (206) 282-6061

DALBANI

PLEASE MENTION **CODE PE97** WHEN ORDERING
Items are subject to availability. Prices are subject to change without any prior notice.

ORIGINAL JVC OPTICAL PICK-UP ASSEMBLY

• Optima-6s
Order No 46-2705

\$53.80



\$20 MINIMUM ORDER

CALL NOW FOR YOUR FREE CATALOG
1-800-325-2264

30 WATTS PENCIL SOLDERING IRON

• 30 Watts Power
• Bakelite Construction • 1/8" Tip

Order No 51-1055

\$3.65

HOT PRICES ON POPULAR SEMI'S

Order #	Brand	Min Price
BU-208	TESLA	10 \$1.49
BU-208/O	TOSHIBA	1 3.49
2N-3055	TESLA	10 0.29
2N-3773	TESLA	5 1.20
2SD-1398	SANYO	10 1.39
2SD-1650	SANYO	5 0.99
STR-30130	SANKEN	1 2.66
TA-7777N	TOSHIBA	1 5.25
TDA-2005	SGS	5 1.49

SOLDER PASTE
• For soldering and tinning
• net/content 50g
Order No 51-1920

92¢

Over 30,000 items to choose from

- | | | |
|-----------------------|---------------|---------------|
| Semiconductors | Headphones | Tuners |
| Security Product | Cleaning kits | Triplers |
| Cellular Accessories | Telephones | Idle Tires |
| Educational Video | Connectors | Flybacks |
| Power Products | CATV/MATV | Lanterns |
| Remote Controls | Terminal | Pinch Rollers |
| Cable assembly | Switches | Clips & Ties |
| VCR Heads | Speakers | Multimeters |
| Power Supplies | Boombox | Chemicals |
| Soldering tools | Resistors | Antennas |
| Educational kits | Batteries | Microphones |
| Frequency Counters | Fuses | Capacitors |
| Car Audio Accessories | Tools | And many more |
| Microwave Accessories | Idlers | |
| Telephone Accessories | Belts | |

DALBANI

EST. 1977



CALL TOLL FREE
1-800-325-2264

\$3.95

UNIQUE REALTIME OSCILLOSCOPE BUILT-IN FUNCTION GENERATOR 2-CH DUAL TRACE 1 MHZ FUNCTION GENERATOR



Features: • Wider than specified frequency response • High deflection factor of 1mV/div. • Wide dynamic range up to 30MHz without waveform distortion • Algebraic sum of CH1 and CH2 • Low drift with compensation circuit • Superb trigger sensitivity • Maximum sweep rate of video signals with internal TV sync. separator • Jitterless trigger circuitry • CH1 signal output terminal available • Variable trigger hold-off • High precision X-Y phase difference measurement up to 50kHz • Built-in function generator with BNC output of 50Ω and TTL • Three kinds of waveform are available with 50Ω output • Flat output waveform frequency up to 1MHz

Specifications: Vertical deflection: • Bandwidth: DC coupled (DC to 20MHz normal), AC coupled: (10Hz to 20MHz normal) • Deflection factor: 5mV/div to 5V/div in 10 calibrated steps of 1-2-5 sequence • Rise time: 17.5ns or less

Horizontal deflection: • Time Base A: 0.2μs to 0.2S/div in 19 calibrated steps. 1-2-5 sequence • Uncalibrated continuous control between steps of at least 1: 2.5.




20 MHZ
Manuf # OS-9020G

\$450.00

Order No 50-820

The most popular VCR ALIGNMENT TOOL KIT

- VCR Head pulley
- Retaining ringremover
- Spring hook
- Micro screwdriver
- Hex key set
- Fitted vinyl
- Soft zippered case
- 7 Assorted head & guide aligners
- Dimensions: 9 1/2"(W) X 12 1/4"(L)
- 3 Reversible screwdrivers (Small-Flat-Fillips)



\$24.99

Order No 50-888

UNIVERSAL AUDIO/VIDEO REMOTE

- Controls basic functions of TV, VCR, cable box, and CD or laser player
- Ergonomic design! Main buttons are in line with natural thumb motion • Two-minute memory allows time to replace batteries without reprogramming • Programming reminder sticker inside battery compartment • Sleep time for 60, 30, or 15 minutes (according to your TV) • Set key recessed to prevent accidental deprogramming • Requires four AAA Batteries (not included)



MAGNAVOX

Smart. Very smart

\$9.95

- Cable (11 brands)
- VCR (68 brands)
- TV (77 brands)
- Compact disc and Laser Disc (94 brands)

Order No 82-1055

DIGITAL MULTIMETERS DALCO

• Overload protect 1000V DC or peak AC on all other ranges • Input impedance 10MΩ on all ranges • Base accuracy range ± 0.5% to ± 1.0% • Resistance 200Ω, 2K, 20K, 200K, 2M, 20M • Audible continuity response lower than 50Ω • DC Voltage 200mV, 2V, 20V, 200V, 1000VAC Voltage 200mV, 2V, 20V, 200V, 700V • Dim.: 6.75"(H) x 3.33"(W) x 1.15"(D)

\$19.95

Order No 50-850



TUN-O-WASH (12.5 Oz aerosol)

Fast drying electronics grade cleaner for tuners, controls and PC boards.
• Designed for cleaning and degreasing consumer electronics • Cleans in one step, no rinsing required • Contains no ozone depleting compounds HCFC free • Not for use on energized equipment • CFC and

\$7.50

Order No 30-0100



FLYBACK TRANSFORMERS

Replaces GOLDSTAR 154-074R

Order No 63-850



TEMPERATURE CONTROLLED SOLDERING STATION

- Voltage Input: AC 110V (or 220V) 50 Hz/ 60 Hz • Power Consumption: 35 W
- Operating Voltage: AC 24V Warm-Up Time: 40 sec. • Ceramic Heater Element
- Temperature Indicator °C
- Digital LED Display • Heat Sensor At Element Tip • Controlled range from 150° To 420°C Fused Circuit • Low Power High Efficiency-Compare with the majority it requires only 1/2 of electricity low consumption

Digital Auto-Temp

\$79.00

Order No 51-1000



6-PIECES PRECISION SCREWDRIVER SET

- Three flat head: 2.4x75mm, 3x100mm, 3.8x150mm
- Three Phillips: No. 0x75mm, No. 1x100mm, No. 1x150mm
- A screwdriver with three sections, precision production with long life to be used.
- Available for fixing and combination of computer: TB set, communicated instrument, ratio, camera, glasses, clock, watch and kinds of precision units.

\$5.95

Order No 50-1040

New

4225 N. W. 72nd AVE MIAMI, FLORIDA 33166 TEL: (305)716-1016 FAX: 594-6588

CIRCLE 234 ON FREE INFORMATION CARD

www.americanradiohistory.com

EARN MORE MONEY!

Be an FCC LICENSED ELECTRONIC TECHNICIAN!



No costly school. No commuting to class. The Original Home-Study course prepares you for the "FCC Commercial Radiotelephone License." This valuable license is your professional "ticket" to thousands of exciting jobs in Communications, Radio-TV, Microwave, Maritime, Radar, Avionics and more...even start your own business! You don't need a college degree to qualify, but you do need an FCC License.

No Need to Quit Your Job or Go To School
This proven course is easy, fast and low cost! **GUARANTEED PASS**—You get your FCC License or money refunded. **Send for FREE facts now. MAIL COUPON TODAY!**

Or, Call 1-800-932-4268 Ext. 210

COMMAND PRODUCTIONS

FCC LICENSE TRAINING, Dept. 210
P.O. Box 2824, San Francisco, CA 94126
Please rush FREE details immediately!

NAME _____
ADDRESS _____
CITY _____ STATE _____ ZIP _____

Don't rent! Own!

Cable TV

Descramblers

We'll Beat Any Price!

- Same Day Shipping!
- 30 Day Money Back Guarantee!
- Credit Cards/C.O.D.
- One Year Warranty!

Have make and model number of equipment used in your area
REPLACEMENTS FOR MOST SYSTEMS

CALL TOLL FREE

CD Electronics

1-800-684-9135

NO NEW JERSEY SALES!

Anyone implying theft of service will be denied assistance.

WORLD'S SMALLEST

UHF X-tal Locked Video Transmitters \$99.00

So small the transmitter, camera and battery will fit into a cigarette pack!!!

Used by hundreds in covert CCTV, R/C models, movie Special Effects, and Law Enforcement. "I've utilized your transmitters in covert video installations for about one year... previously, I used costly wireless units from Pelco, MVP, and Supercircuits. Nothing approaches the VidLinks in terms of power, picture quality, size, and value. Thank you!"
R. Leslie, CCTV Installer, NY.

"Incredible color, resolution... easy to use, convenient. Very cool." *R. Davis, Props, CA.*
"... like having a TV station in your pocket."
J. Ramsay, Electronic Hobbyist, FL.

LIVE REMOTE VIDEO FROM: **\$99.00**

ACTUAL SIZE !!!

VidLink 100: 100mW Power- upto 1/4 Mile
\$199.00 New! High-Power!
VidLink 15: 15mW Power- upto 150 Feet
\$99.00 New! Low Price- Same Size!
Covert Camera: 1 1/4" sq. Pinhole Lens
\$169.00 Pro Grade Japanese Quality!
*** Audio Module Now Available. Call. ***
Check/MO, COD +\$5.00, S&H \$5.50



AEGIS RESEARCH

#671-1225 E. Sunset Dr.
Bellingham, WA
98226-3529 USA

1-604-224-0416

Visit our virtual catalog on the INTERNET at:
<http://www.lynx.bc.ca/virtualspy>

Digital Entertainment
also available through
Skyvision®



US SB



AlphaStar

4D TV
FOR C-BAND



Keep your C-band System Running Strong

BEST Values from Skyvision!

Receivers
from \$259
including 4DTV

Dish Movers
12" to 52" for all
C- and Ku-band dishes

LNBs
All kinds
to heat up your picture

Tune-Up Kits
for C/Ku band & DBS

Programming
Save 30% - 50% with Skypac™

Support
Customers enjoy toll-free technical help

Everything on the arc for complete variety

Enjoy debut of new channels
Often in the clear for months

Wild feeds... Action as it happens

Programming you want at a price
you can afford to pay

Whether you're considering your first
satellite TV entertainment system or
looking for an upgrade to your
current system, Skyvision provides
the best in hardware, technical
support, convenience,
low cost and service.

1046 Frontier Drive
Fergus Falls, MN 56537

Fax: 218-739-4879 Int'l: 218-739-5231

All marks shown are registered trademarks
of their respective owners.

1-800-334-6455
www.skyvision.com

Skyvision®

July 1997, Electronics Now

CIRCLE 270 ON FREE INFORMATION CARD

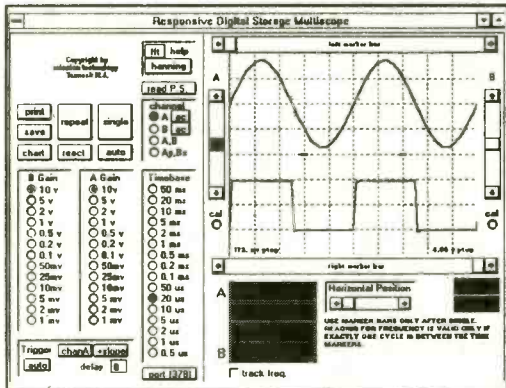
77

TURN YOUR PC INTO A DIGITAL STORAGE OSCILLOSCOPE!

The all new PC-MultiScope 2

10Mhz analog bandwidth!

At right: Actual scope screen as seen on your PC monitor.



FEATURES:

1. Dual channel; external triggered
2. Digital storage; Windows based
3. Connects to PC parallel port
4. 20Megasamples/sec sampling; 10Mhz max. analog bandwidth
5. 8 bit resolution/ 8K RAM buffer
6. Prog. gain: 10v/div to 1mv/div
7. Spectrum analyzer (fft) function
8. Strip chart recorder function
9. TTL output for control app's
10. Visual Basic source code avail.



For industrial, educational, hobbyist, auto, and audio test & measurement

\$399 + S/H. Visa/MC/Check OK
Add \$99 for source code option

The top choice of corporations, universities and scientists worldwide!

AMAZE ELECTRONICS CORPORATION
amaze@hooked.net www.hooked.net/users/amaze
Phone: 800-996-2008 Fax: 408-374-1737

WE SELL RED, BLUE-GREEN & IR

LASERS

HUNDREDS OF UNITS TO CHOOSE FROM!
PRICES AS LOW AS \$40.00!

- ☀ Experiments
- ☀ Laser Light Shows
- ☀ Cutting & Burning
- ☀ Communications

We also carry books and plans about LASERS.

CALL FOR FREE CATALOG!
TEL (909) 278-0563
FAX (909) 278-4887

MWK INDUSTRIES

1269 W. Pomona, Corona, California 91720

See our catalog on the internet.

HTTP://WWW.MWKINDUSTRIES.COM
EMAIL: MKENNY1989@AOL.COM

❖ ATTENTION CABLE VIEWERS ❖

CABLE VIEWERS. . .get back to your BASIC Cable Needs

Call 800-577-8775

For information regarding all of your BASIC cable needs.

5 GOOD REASONS TO BUY OUR FAR SUPERIOR PRODUCT

- ❖ PRICE
- ❖ EFFICIENT SALES AND SERVICE
- ❖ WE SPECIALIZE IN 5, 10 LOT PRICING
- ❖ ALL FUNCTIONS (COMPATIBLE WITH ALL MAJOR BRANDS)
- ❖ **ANY SIZE ORDER FILLED WITH SAME DAY SHIPPING**

We handle NEW equipment ONLY - Don't trust last year's OBSOLETE and UNSOLD stock!
COMPETITIVE PRICING—DEALERS WELCOME

HOURS: Monday-Saturday 9-5 C.S.T.

It is not the intent of B E S W to defraud any pay television operator, and we will not assist any company or individual in doing the same. Refer to sales personnel for specifications.

**BASIC
ELECTRICAL
SUPPLY &
WAREHOUSING
CORPORATION**

P.O. Box 8180 ■ Bartlett, IL 60103 ■ 800-577-8775

CIRCLE 324 ON FREE INFORMATION CARD

DO-IT-YOURSELF AUDIO AMPLIFIER KITS

Mark V Electronics, Inc.
8019 E. Slauson Ave.,
Montebello, CA 90640

In business since 1985

Mention AD.
& take 10% off
your 1st order!

Enclosures at Unbeatable prices!
New educational kits for learning and more fun!

Free Catalog 213/888-8988 Fax 213/888-6868

Order 1-800-521-MARK / 1-800-423-FIVE

Kit skill levels are specified as ▲ beginner ▲▲ intermediate or ▲▲▲ advanced!

Best Buy

Metal Cabinets with Aluminum Front Panel

LG-1273 3x12x7" \$ 26.50
LG-1684 4x16x8" 32.50
LG-1924 4x19x11 1/2" 38.25
LG-1925 5x19x11 1/2" 42.00
LG-1983 2 1/4 x19x8" 35.25
LG-1923 3x19x11 1/2" 36.50
LG-1927 7x19x11 1/2" 52.50



LG- Black anodized rack cabinet

Modular Desktop Consoles

L x W x H
LE-453 4x4 3/4 x3" \$ 7.50
LE-653 6x4 3/4 x3" 9.75
LE-853 8x4 3/4 x3" 11.75
LE- Black finished aluminum panel 1mm thick.



Alarm Box with Lock

LB-1085 8 1/4 x 0 1/4 x5" \$ 18.75
LB-1395 9 1/4 x 3 1/4 x5" 25.50
LB-1525 12 1/4 x15 1/4 x5" 35.25
*LB-1494 9 1/4 x14 1/4 x4 1/4" 21.50
LB-1383A 8 1/2 x13 1/4 x4" 23.25
*No lock & LB- Sheet Metal 0.8mm

Mejor Compra!

New

*LL-1923B 2 1/4 x19x12" 69.50
*LL-1925A 5x19x12" 79.50

*LL- High quality full Aluminum Cabinet
*LL- Front panel .157" & other panels .078"
*LL- Gold plated cap screw for front panel

- Dimensions in inches ± .05
- Custom-made for other dimensions if over 100 pcs for single model!

Camera Housing

*LD-1244 2 1/4 x10 3/4 x4" \$55.00
**LD-1516 3 1/4 x13 3/4 x4" 29.50
**LD-1565 4x13 3/4 x5 1/4" 31.75
*LD- Stainless Steel 0.7mm
**LD- Sheet Metal 1mm



Power Transformers & Toroidal Transformer

001 28/30V x 2 6A \$ 30.00
002 36V x 2 3A 25.00
003 40V x 2 6A 32.00
**C08 28/30V x 2 6A 42.00
**C09 48/53V x 2 8A 68.00
**C12 33/40/42Vx2 6A 52.00



TA-800MK2 ▲▲ 120+120W Pre & Main Stereo Amp. (4 lbs.)



Kit: \$ 67.92
Asmb. \$ 86.95

Power Output: 120W into 4 ohms RMS. 72W into 8 ohms RMS. Frequency Response: 10-20KHZ. THD: <0.01%. Tone Control: Bass ±12dB, Mid & Treble ±8dB. Sensitivity: Phono Input, 3mV into 47K. Line, 0.3V into 47K. Signal to Noise Ratio: 86dB. Power Requirement: 40VDC @ 6A. Suggested Mark V model 001 or 008 transformer. Recommended Metal Cabinet LG-1924.

AF-3 ▲▲▲ 300W MOSFET High Power Mono Amp. (7 lbs.)



Kit: \$ 165.00 Asmb. \$ 195.00

Power Output: 300W into 4 ohms RMS. 200W into 8 ohms RMS. Frequency Response: 10HZ-20KHZ. THD: <0.03%. Signal to noise ratio: 91dB. Input Sensitivity & Impedance at 1KHZ, 1V 47K. Load Impedance 4-16 ohms. Power Requirement: ±55 to ±65VDC 8A. Suggested Mark V model 009 Transformer. Capacitor 8,200uf 100V model 020. Recommended Cabinet LG-1925 for each channel.

TA-388 ▲▲▲ Class A FET Dynamic Buffer Stereo Pre-Amp (1 lb.)



Kit: \$ 64.00 Asmb. \$ 80.00

Best Pre-Amp

Frequency Response (at rated output): Overall 10HZ-100KHZ +0.5dB-1dB. THD: Overall <0.007% at or below rated output level. Channel Separation (at rated output 1KHZ): Overall better than 70dB. Hum & Noise: Overall better than 90dB. Input Sensitivity (1KHZ for rated output): 300-600mV. Maximum Output Level: Pre-Amp output 1.8V (0.1% THD). Power Requirement: 30V X 2 AC 500mA. Suggested Mark V model 010 transformer.

SM-100 ▲▲▲ 150 MHZ 8 Digit Frequency Counter (2 lbs.)



Kit: \$ 79.00
Asmb. \$ 99.00

Best Buy

Frequency Range: 10HZ-150MHZ. Gate Time: 0.01s, 0.1s, 1s, 10s. Input Sensitivity: KHZ range 10HZ-10MHZ 20mV(min.). MHZ range 1MHZ-120MHZ 20mV(min.), 120MHZ-150MHZ 35mV (min.), 150MHZ-200MHZ 40mV(typical). Time Base: 10MHZ crystal, ±10 ppm. Input Impedance: 1M ohm. Response Time: 0.2s. Resolution: 0.1 HZ: 10s gate time, 1HZ: 1s gate time, 10HZ: 0.1s gate time, 100 HZ: 0.01s gate time. Hold the last input signal. Reset counter to 0. DC 9V power adapter not included.

School Educational Kits Source ...

KA-901 30-In-one electronic lab kit \$ 15.99

No soldering is required! Build a radio, alarm, timer... Earphone for private listening. Uses safe battery power. Requires 4 "AA" batteries.

KA-902 130-In-one electronic lab kit \$ 29.99

Build 130 funny circuits, AM broadcast station, sonic fish caller, timer... No special tools or soldering required due to premounted parts, pre-cut wires and simple coil-spring connectors. Requires 6 "AA" batteries.

KA-904 500-In-one electronic lab kit \$ 98.99

Contains its own computer with a simple explanation of the basic (Assembler) language required for operation. Compile programs to discover how computers operate while gaining an understanding of hardware & software. With easy-to-follow manual which explains by comprehensive diagrams. Requires 6 "AA" batteries.

KA-905 75-In-one electronic lab kit \$ 24.99

Build strobe light, touch switch, digital circuits, electronic organ... No special tools or soldering required. Requires 4 "AA" batteries.

KA-906 300-In-one electronic lab kit \$ 59.99

Learn about power amplifier, operation amplifier, digital test instrument & fun games... It even includes a breadboard for adding your own components. Complete with easy-to-follow manual. Requires 6 "AA" batteries.

*Batteries are not included!



KA-906



KA-904

See our catalog for more kits!

Minimum order \$ 20. We accept Visa, MasterCard & Money Orders. Checks allow 2 weeks for clearance. We ship by UPS ground inside US (2 lbs min \$ 6.00) and ship by US mail outside US. Please call for orders shipping & handling or fax (foreign) orders. PO Orders are welcome from schools. We are not responsible for typographical errors.

CIRCLE 283 ON FREE INFORMATION CARD

www.americanradiohistory.com



- PRODUCT ENGINEERING
- FIRMWARE DEVELOPMENT

"QUALITY IS OUR CAPITAL CONCERN."

Complete On Site Electrical Engineering Lab

- REVERSE ENGINEERING
- RF CIRCUIT DESIGN & MANUFACTURING

- MICRO CONTROLLER & EPROM HARDWARE & SOFTWARE DEVELOPMENT

From Auto-Routing to CNC Routing to Electronic Assemblies...
Capital Electronics is Your Best Route For Printed Circuit Boards.

DESIGN/LAYOUT

- CAD LAYOUT SERVICES
- COMPATIBLE WITH ALMOST ALL CAD SYSTEMS
- FROM SCHEMATICS OR SAMPLE PCB'S
- PHOTOPLOTTING SERVICES
- 28,800 BAUDE MODEM

PRINTED CIRCUIT BOARDS

- SINGLE & DOUBLE SIDED
- MULTI-LAYER & FLEXIBLE PCB'S
- FROM QUICK TURN PROTOYPES TO SCHEDULED PRODUCTION RUNS
- FINE LINES, SMT
- ELECTRICAL TESTING
- PRECIOUS METAL PLATING

ASSEMBLY SERVICES

- FAST TURN BOARD STUFFING
- WIRE HARNESSES
- WAVE SOLDERING
- ACQUISITION OF PARTS
- FINAL TESTING
- TURNKEY SERVICES
- CUSTOM ENCLOSURES

For Quick & Competitive Pricing or More Information, Please Call Us Today!

303 Sherman Street • Ackley, Iowa 50601

(515) 847-3888

Fax (515) 847-3889 • Modem (515) 847-3890



Internet Access:
 For Automated Info Response: INFO@capital-elec.com
 E-Mail: Quote@capital-elec.com
 Web Access: <http://www.capital-elec.com>

CIRCLE 311 ON FREE INFORMATION CARD

CONTROL MEASURE INPUT
 RELAYS • LIGHTS • MOTORS
 TEMPERATURE • PRESSURE • LIGHT LEVELS • HUMIDITY
 SWITCH POSITIONS • THERMOSTATS • LIQUID LEVELS

MODEL 30 \$79



- PLUGS INTO PC BUS
- 24 LINES DIGITAL I/O
- 8 CHANNEL 8 BIT A/D IN
- 12 BIT COUNTER
- UP TO 14K SMP/SEC

MODEL 45 \$189



- RS-232 INTERFACE
- 8 DIGITAL I/O
- 8 ANALOG INPUTS
- 2 ANALOG OUTPUTS
- 2 COUNTERS-24 BIT

MODEL 100 \$279



- 12 BIT 100 KHZ A/D
- 4 ANALOG OUTPUTS
- 3 TIMER COUNTERS
- 24 DIGITAL I/O

MODEL 60 \$179



- 8 3-AMP RELAYS
- 16 DIGITAL I/O
- 1 8-BIT ANALOG INPUT

MODEL 40 \$99



- RS-232 INTERFACE
- 28 LINES DIGITAL I/O
- 8 ANALOG INPUTS
- PWM OUTPUT
- OPTIONAL 12 BIT A/D

MODEL 70 \$239



- RS-232 INTERFACE
- 18 BIT A/D
- 5.5 DIGIT
- UP TO 60 SMP/SEC

NEED A CUSTOM PCB? TRY US.

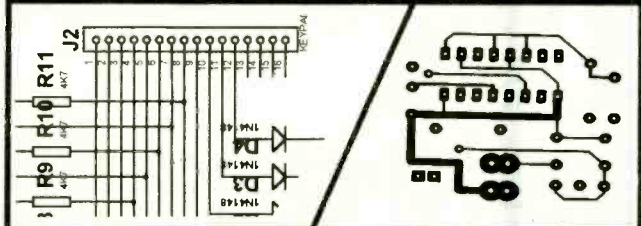
PRAIRIE DIGITAL, INC.

PHONE 608-643-8599 • FAX 608-643-6754

846 SEVENTEENTH STREET • PRAIRIE DU SAC, WISCONSIN 53578

CIRCLE 326 ON FREE INFORMATION CARD

EASY TO USE CAD



Now in
Both DOS and Windows

CADPAK DOS - \$159, WINDOWS - \$199

Ideal for New Users, Hobbyists, & Small Businesses! Provides everything for PCB Layout & Schematic Drawing.

PROTEUS Starts at \$425

Most Powerful on the market

- * Schematic Capture
- * Circuit Simulation
- * PCB Layout with Rip-Up & Retry Routing

R4 SYSTEMS INC.

1100 GORHAM ST. Suite 11B-332
 Newmarket Ontario, Canada L3Y 7V1

905 898-0665 FAX 905 898-0683

**FREE DEMO
 WRITE OR CALL
 TODAY**

Download Demo - <http://www.r4systems.on.ca>

Internet email info@r4systems.on.ca

POWER UP

To The Future With The

NAVIGATOR II

Sleep timer automatically turns off Navigator and television in 15 minute increments up to 6 hours.

Dedicated theme keys give you one touch access to your favorite SPORTS, NEWS, MOVIES and CHILDREN'S programming.

Quick unlock- unlocks all parental controlled channels. Automatically relocks on power off.

Display- Shows Channel Label, time and channel number.

Source- switches between three different inputs, tuner 1, tuner 2 and audio, video input.

NAVIGATOR

NAVIGATOR II

DATA TAPS
ALLOW FOR
ADDRESSABILITY &
PROGRAMMABILITY

- ✓ INTERACTIVE CO-OP ON SCREEN PROGRAMMING
- ✓ CABLE CARRIER (FPC, IRC, STD) AUTO DETECT
- ✓ DUAL TUNERS WITH 126 CHANNEL CAPACITY
- * CALL TOLL FREE FOR DATA LS

- MODULAR CAPP SLOTS ALLOW EASY UPGRADES.
- ADVANCED USER FRIENDLY PARENTAL CONTROL FEATURES INCLUDE CHANNEL LOCKOUT, CHANNEL TIMERS AND V-CHIP READY.
- OVER 100 PRE-LOADED PROGRAM LABELS SUCH AS CNN, MTV, ETC.

TKA
ELECTRON CS
800-729-1776

INFINITE
ELECTRONICS
888-597-1599

MILLENNIUM
ENTERPRISES
800-715-5789

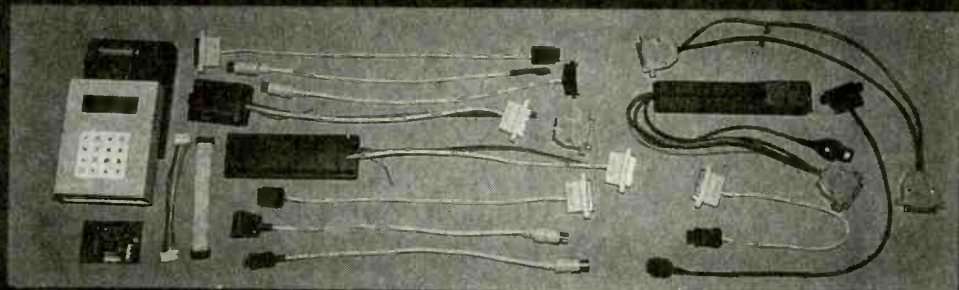
IMAGE
ELECTRONICS
800-215-9412

PACIFIC
BASIN
888-338-3189

CIRCLE 336 ON FREE INFORMATION CARD

"7-WAY COPY CAT \$1295.00*"

NEW!
7-Way
StarTac
\$1995.*



Does.. 1. **MOTOROLA** (includes elite and EE3)! 2. **NEC** (includes P100-200-300-400-600-700)! 3. **AUDIOVOX** (does new 800 & 850)! 4. **PANASONIC**! 5. **SONY** (H333)! 6. **MITSUBISHI-DIAMONDTE.L!** 7. **GE-ERICSSON** (includes new version)!

We offer complete upgrade options on older units as well as new and replacement cables. We also offer used and refurbished units. For a complete catalog, visit us on the web at www.celltec.com

Upgrade
Your Old Copy
Cat **NOW**
to a **7-Way**
with **EE3**
& **StarTac**
*cables optional

All units are sold for **EXPERIMENTAL AND EDUCATIONAL PURPOSES ONLY!**

CALL US TODAY AT 770.973.8474

CIRCLE 328 ON FREE INFORMATION CARD

From MILLIWATTS to KILOWATTS

**RF POWER TRANSISTORS • TUBES
POWER MODULES**



Best pricing on U.S. & Russian
Transmitting & Receiving Tubes **Svetlana**

3-500ZG • 811A • 833A • 572B
4-400C • 6146B & W • 8560AS • 8875 • 3CX400A7 & U7
3CX1200A7 & Z7 • 3CX1500A7 • 3CX3000A7 • 4CX250B & R
4CX400A • 4CX800A • 4CX1600A & U • 5CX1500A & B
including full range through 4CX20,000A



**MITSUBISHI
ELECTRIC**

Complete inventory for servicing
amateur and commercial
communications equipment.

Transistors • RF Modules • Trimmers
Doorknob Capacitors • Heatsinks
Bird Wattmeters • Relays
Broadband Transformers & Combiners

**MOTOROLA
TOSHIBA**



Send for your **FREE 1997 Catalog**
Same Day Shipping on most orders.

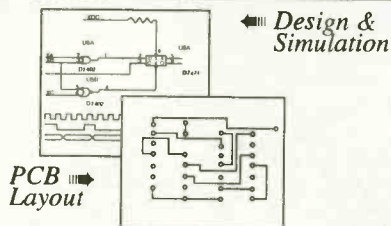


800 RF-PARTS • 760-744-0700
Fax: 888-744-1943 • 760-744-1943
e-mail: rpf@rfparts.com



RF PARTS
435 SOUTH PACIFIC STREET
SAN MARCOS, CA 92069

**Low Cost CAD Software
Now In Windows™95**



- Easy to use schematic entry program (**SuperCAD**) for circuit diagrams, only \$149. Includes netlisting, bill of materials, extensive parts libraries.
- Digital simulator (**SuperSIM**) allows you to check logic circuitry quickly before actually wiring it up. Works directly within SuperCAD and displays results in "logic analyzer" display window. Starting at \$149 this is the lowest cost simulator on the market. Library parts include TTL, and CMOS devices.
- Analog simulator (**mentalSPICE**) for \$149. Allows AC, DC and transient circuit analysis. Includes models of transistors, discretes, and op amps.
- Circuit board artwork editor and autorouter program (**SuperPCB**), starting at \$149. Produce high quality artwork directly on dot matrix or laser printers. You can do boards up to 16 layers including surface mount. Includes Gerber and Excellon file output. Autorouter accepts netlists and placement data directly from the SuperCAD schematic editor.
- **New!**-Complete electronic design package (**SuperMAX**) including schematic editor, analog and digital circuit simulation, and printed circuit board layout with autorouter for only \$549!

Write or call for free demo disks:
MENTAL AUTOMATION
5415 - 136th Place S.E.
Bellevue, WA 98006
(206) 641-2141
Internet: <http://www.mentala.com>

ALL ELECTRONICS

C O R P O R A T I O N

QUALITY PARTS

FAST SHIPPING

DISCOUNT PRICING

CALL, WRITE, FAX
or E-MAIL For A
Free 96 Page
CATALOG.
Outside the U.S.A.
send \$3.00 postage.

NOTEBOOK COMPUTER CARRYING CASE

Great looking, padded carrying case, suitable for most notebook computers or similar equipment.

Black leatherette exterior with separate zippered compartment for papers or accessories.

Detachable nylon web shoulder strap. Interior space is 13.5" X 9" X 2.5"




CAT # CSE-12 **\$9⁷⁵** each

AUTOMOBILE VOLTAGE CONVERTER

Run audio, communications and other battery operated devices from your car cigarette lighter. Regulated DC-DC converter supplies selectable voltages from 1.5 Vdc to 12 Vdc at up to 800 milliamps.

Adjustable polarity. Includes six different adapter plugs that fit most equipment.

CAT # APC-800



\$4⁰⁰ each

MINIATURE SOLENOID

Bicron Electronics 3 - 5 vdc miniature solenoid with spring return.

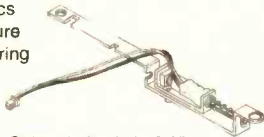
12 ohm coil.

Suitable for

intermittent use. Solenoid body is 0.9" x 0.27" x 0.31". Plunger extends 0.47".

Mounted on 3.37" long bracket. 4" long leads.

CAT # SOL-45 **2 for \$1⁰⁰**



470 UF, 450 VOLT SNAP-IN CAPACITOR

Nichicon LGQ2W471MHSC
1.375" diameter x 2" high.
0.4" lead spacing.

\$4⁵⁰ each

CAT# EC-4745

10 for \$40.00

CHERRY D43 SNAP-ACTION SWITCH

S.P.D.T. snap-action switch with roller positioned above switch actuator. Rated 5 amps @ 125/250 vac. Switch body: 1.1" x 0.63" x 0.375". Solder or qc terminals. UL and CSA listed.



\$1²⁵ each

CAT# SMS-150

10 for \$10.00

SMALL NEODYMIUM RARE EARTH MAGNETS

Semi-circular, irregularly-shaped magnets. Shiny finish with a polarity marking dot. 0.93" long x 0.3" x 0.07" thick. Powerful for their size.



\$1⁰⁰ each

CAT# MAG-30

160 pcs. - \$100.00

"HI-8" VIDEO CASSETTE (USED)



CAT # VCU-8

\$3⁰⁰ each

SONY Hi-8
Top quality, metal particle 120 minute video cassettes. Used for a short time, then bulk-erased. Each cassette has its own plastic storage box. Satisfaction Guaranteed.

10 for \$28.00
100 for \$250.00



410 UF, 300 VOLT PHOTOFLASH CAP.

Rubycon # 1A2304A
0.7" dia. X 1.7" long.
Right angle PC or solder leads on 0.25" centers.

\$2⁰⁰ each

CAT# PPC-410

10 for \$18.50
200 for \$320.00

6-12 Vdc MOTOR

Mabuchi # RS-375S-16115
1.08" dia. x 1.75" long.
0.9" dia. shaft is 0.5" long.
Solder terminals.



\$1⁷⁵ each

CAT# DCM-80

AUTOMOTIVE POWER CORD



3 foot wire. Cigarette lighter plug to 2.1mm co-ax plug, center positive polarity.

CAT# CLP-33

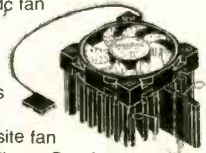
\$1⁵⁰ each

10 for \$12.50
100 for \$100.00

12 Vdc CPU FAN

Enertron# NX586-02Z-20
7 blade, mini 12 vdc fan on a heatsink.

Assembly is 2" square X 1.22" high. Heatsink has a 0.87" square flat area on side opposite fan from which fins radiate. One fin extends 0.63" beyond the others. Includes two mounting clips.



CAT # CF-40

\$6⁵⁰ each

ORDER TOLL FREE

1-800-826-5432

MAIL ORDERS TO:
ALL ELECTRONICS CORP.
P.O. BOX 567
VAN NUYS, CA 91408-0567

FAX (818) 781-2653 • INFO (818) 904-0524
INTERNET <http://www.allcorp.com/>
E-MAIL allcorp@allcorp.com


NO MINIMUM ORDER • All Orders Can Be Charged to Visa, Mastercard, American Express or Discover • Checks and Money Orders Accepted by Mail • Orders Delivered in the State of California must include California State Sales Tax • NO C.O.D • Shipping and Handling \$5.00 for the 48 Continental United States - ALL OTHERS including Alaska, Hawaii, P.R. and Canada Must Pay Full Shipping • Quantities Limited • Prices Subject to change without notice.

MANUFACTURERS - We Purchase EXCESS INVENTORIES... Call, Write, E-MAIL or Fax YOUR LIST.



New and Pre-Owned Test Equipment

Goldstar



Model OS-9100P → **\$899.00**

Full 100 MHz Bandwidth!

- Dual-Channel, High Sensitivity
- TV Synchronization Trigger
- Calibrated Delayed Sweep
- Includes Two Probes, 2 Year Warranty

FREE SHIPPING!

ON GOLDSTAR EQUIPMENT ANYWHERE IN THE U.S. Excluding AK & HI



BK PRECISION

MAXTEC INTERNATIONAL CORP.

Model 4040 \$499.00

20 MHz Sweep/Function Generator

- 0.2 Hz to 20 MHz, 5 digit LED Display
- AM & FM Internal or External Modulation
- Sine, Square, Triangle, TTL, CMOS Outputs
- Burst Operation
- External 30 MHz Frequency Counter

NEW!



TOLL FREE 1-800-99-METER

Pre-Owned Oscilloscope Specials

B + K Precision 1476 10 MHz \$229.00
Great Starter Scope!

Tektronix 465 100 MHz \$599.00
Tektronix 465B 100 MHz \$699.00
Tektronix 475 200 MHz \$799.00
Tektronix 475A 250 MHz \$899.00

- The Industry Standard of Oscilloscopes
- Dual Channel, Calibrated Delayed Sweep
- Professionally Refurbished
- Aligned & Calibrated to Original Specifications
- 6 Month Warranty - The Longest Available!

LOWEST PRICES EVER!

NEW FLUKE MULTIMETERS & TEKTRONIX OSCILLOSCOPES

The Industry Standard in Multimeters

Fluke Model 87 ..\$285.00

TEKTRONIX TDS SERIES ON SALE!

See us on the Web!
www.fotronic.com

1-800-996-3837

Test Equipment Depot

A FOTRONIC CORPORATION COMPANY

P.O. BOX 708 Medford, MA 02155

(617) 665-1400 • FAX (617) 665-0780

email: afoti@fotronic.com

CIRCLE 334 ON FREE INFORMATION CARD

The Hacker's Companion CD-ROM

ALL NEW FOR 1997!!

Are you interested in using the internet in ways you never dreamed possible? Want a war-dialer program or something to crack a password? Do you want to learn how the phone company gets ripped off, or learn how to build a red box, or modify a cellular phone? Want to see what the security holes in Windows NT are? Or how to compromise a Unix machine or a BBS? Want to learn how to use the system in ways you never imagined possible? This CD is the place to look! It contains all kinds of computer, telephone and general hacking information. Even a video of dutch hackers breaking into a classified US military computer! *In all, over 600 megabytes of fascinating information that's hard to get anywhere else!*

PC-Compatible CD-ROM \$29.95 Shipping \$3

Call (800)719-4957 now!

to order (Visa/MC/COD) or call or write for **FREE CATALOG** of hard-to-get information about *computer viruses, computer hacking, security and cryptography!!*

American Eagle Publications, Inc.
P. O. Box 1507
Show Low, AZ 85901

CIRCLE 322 ON FREE INFORMATION CARD

WHITE-STAR ELECTRONICS

TEL: 405-631-5153 FAX: 405-631-4788

CONVERTERS:	20	50	100+
Regal CR-83	45	39	35
* New, Panasonic TZPC 145	75	69	65
DQN-5 (2 or 3) (unmodified)	45	39	35
DRZ-3 PJ (unmodified) 70 Channel Plain	35	32	29
DRX-3 PJ (unmodified) 60 Channel Plain	32	30	27

Call for **FREE** catalog.
405-631-5153




REMOTE CONTROL

HAND UNITS:	20	50	100+
Jerrold Replaces: 400/450/550	4.95	4.50	4.25
Scientific Atlanta: 075/175/475	4.95	4.50	4.25
8600: On screen display	7.50	7.00	6.50
Pioneer: BR 81, 82	4.95	4.50	4.25
Panasonic: Call for model #	7.50	7.00	6.50
Zenith: All	4.95	4.50	4.25
Tocom: 5503-VIP, 5503-A	7.00	6.50	6.25
Universal: 4 in 1 R/M	7.50	7.00	6.50

Call for Oak, Hamlin, Regal-83, Regency, Texscan, and all others.

Tamper-Bit tools: (10-lot)

Jerrold compatible bits:	
1/4" Stacom Bit	\$8.00
Oval Round D.	\$20.00
Torx Bit:	
Tocom T-8	\$8.00
Zenith T-10, T-15	\$8.00
Pioneer T-20	\$8.00
Scientific Atlanta T-20	\$8.00
Pio 63XX Oval	\$20.00
Bit Driver Handle	\$4.00



We carry most remote hand units. If you don't find the one you're looking for, we can locate for you.

Specializing in large quantities.

HOURS: Monday thru Friday 9 am to 5 pm Central Time.

Call for **FREE** catalog.

CIRCLE 300 ON FREE INFORMATION CARD

Quality Reconditioned TEST EQUIPMENT



**Our 1997 Catalog is here!
Please call for your free copy**

Racal Dana 9087

Synthesized Signal Generator, 10 kHz to 1.3 GHz, 1 Hz resolution, output -140 to +19 dBm, 0.1 dB resolution, non-volatile memory. Has opt 01, rear panel connectors, 04B, 9421 frequency standard, 11, reverse power protection unit.

\$3750.00

Midwest Microwave 1092

Step Attenuator, dc to 18 GHz, 1 dB steps, max input power 1.5 Watt, attenuation accuracy, connector type (N) f. New boxed.

Special \$150.00



Anritsu MS2601B w/ MH680A1

Wide-band Spectrum Analyzer with Tracking Generator. Covers 9 kHz to 2.2 GHz, 50Ω, level accuracy of ±1 dB, built-in automatic calibration, Tracking generator 1 to 2000 MHz. Zone markers and scroll function.

\$10,500.00

Tektronix 465 Oscilloscope

100 MHz bw, dual trace, 5 mV/div sensitivity, 5 ns/div sweep rate, 8 x 10 cm CRT. Includes 2 probes.

\$590.00

Tektronix 2213 Oscilloscope

60 MHz bw, 2 mV sensitivity, 5 ns/div sweep speed, advanced trigger system. Includes 2 probes.

\$550.00

Tektronix 2215 Oscilloscope

Dc to 60 MHz bw, 2 mV sensitivity, 5 ns/div sweep speed, advanced trigger system, dual time base. Includes 2 probes.

Special \$650.00

Hewlett-Packard 141T System

141T with 8552B and 8553B. The mainframe provides variable persistence and storage. Covers 1 kHz to 110 MHz, 10 Hz resolution bw, high sensitivity -140 dBm.

Special \$1500.00

Hewlett-Packard 141T System


141T with 8552B/8555A. Covers from 10 MHz to 18 GHz, amplitude capabilities from +10 to -125 dBm.

\$2250.00

Hewlett-Packard 70001A

Spectrum Analyzer system, consist of
70001A Mainframe,
70206A Display,
70900A Oscillator,
70902A IF section,
70904A RF section.

\$22,500.00



Tektronix 2220A Oscilloscope

Dc to 20 MHz, digital storage, 100 ns glitch capture at any sweep speed, 4K record length, pre/post triggering. Includes 1 probe.

\$1200.00

Tektronix 492

Spectrum Analyzer, 50 kHz to 21 GHz, 80 dB dynamic range, amplitude comparison in 0.25 dB steps. Option 01, 02, & 03.

\$7900.00

Hewlett-Packard 3586B

Selective Level Meter, makes carrier measurements to 32.5 MHz, voice channel measurements from 50 Hz to 100 kHz, can use 3336B as an automatic tracking generator.

\$1000.00

Hewlett-Packard 3852A

Data Acquisition Control Unit, eight function module slots, data acquisition operating system, system timer, measurement pacer.

\$2250.00

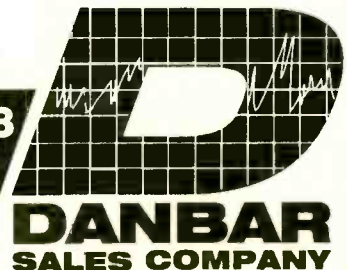
Available Modules

HP 44702A 13 bit High Speed Voltmeter	\$900.00
HP 44711A 24 channel fet Multiplexer	\$475.00
HP 44721A 16 channel Digital Input	\$450.00
HP 44724A 16 channel Digital Output	\$450.00
HP 44725A 16 channel Switch	\$450.00
HP 44727A 4 channel Voltage DAC	\$750.00
HP 44788A HP-IB Controller	\$450.00

(602) 483-6202 • Fax (602) 483-6403

14455 North 79th Street, Unit #C • Scottsdale, Arizona 85260

WANTED: USED TEST EQUIPMENT




CIRCLE 235 ON FREE INFORMATION CARD

SOVTEK EL34WXT



FALL 1997

tubes



SOVTEK

	1	10	20	50+	USED BY:
300B	\$69.00	\$59.00	\$49.00	\$48.50	Best 300B
5881/6L6WGC	7.90	6.90	5.50	5.20	Marshall™, Soldano, Solo
5881WXT	8.90	7.90	6.30	5.90	Full size base, Fender®
5AR4/GZ34	8.90	7.90	6.90	6.85	Matchless, Holland, Victoria
5U4G	5.90	4.95	4.60	4.55	Mesa Boogie Dual Rectifier
5Y3GT	3.90	3.50	2.90	2.80	
6922	7.50	6.60	6.10	5.80	Audio Res., Melos, Convergent
6CA7	9.90	8.90	7.90	7.60	
6EU7	8.90	8.50	7.80	7.40	
6L6GB	4.90	4.40	3.80	3.65	
6L6GC	3.70	3.10	2.30	2.15	
6SL7	5.00	4.10	3.50	2.90	
6SN7	5.10	4.30	3.85	3.60	
6V6GT	3.90	3.15	2.30	2.00	Crate, HIMU
7199	10.90	9.90	8.90	7.90	
12AX7WA/7025	4.25	3.75	3.40	3.15	Fender®, Hartke, SLM, Orange
12AX7WB/7025	4.75	4.25	3.75	3.30	Bedrock, Carvin, Demeter, Kendrick
12AX7WXT	3.90	3.40	3.10	2.75	Conrad-Johnson
12AX7WXT+	4.90	3.95	3.50	2.90	Telefunken "diamond" sound
12AX7WXT+ PREMIUM SELECT	6.90	5.95	5.50	4.90	Selected for gain & symmetry
EL34G	6.50	5.90	4.90	4.50	
EL34G+	7.25	6.75	5.65	4.90	
EL34WXT	8.90	7.90	6.90	6.40	Greatest early Mullard sound.
EL84/6BQ5	3.75	3.10	2.10	2.00	Peavey, Crate, Fender®
EL84M/6BQ5WA	7.50	6.60	5.60	5.30	Matchless

MADE IN RUSSIA

SINO-CHINA

	1	10	20+
807	\$6.90	\$5.90	\$4.90
811	7.90	6.20	5.30
812	12.00	10.75	9.70
813	25.00	23.00	21.50
845	27.00	25.50	22.00
2A3	14.90	13.50	12.70
211	23.90	21.90	19.50
5U4G	4.90	4.20	3.90
5AR4/GZ34	7.90	6.90	5.90
12AT7	3.70	3.40	3.25
12AX7A	2.90	2.20	1.95
12AU7	3.90	3.50	2.90
KT88	14.90	13.50	11.90
KT100	21.00	19.50	17.00

SVETLANA

	1	10	20+
EL34	\$9.70	\$8.90	\$7.80
SV6550C	16.90	14.90	13.80
811-10SV	25.90	21.80	19.50
6L6GC	10.80	9.70	8.90
SV572-3	57.00	49.00	44.00
SV572-10	57.00	49.00	44.00
SV572-30	57.00	49.00	44.00
SV572-160	57.00	49.00	44.00

STANDARD MATCHING

available on most octal power tubes. 60¢ extra per tube. Pairs, Quads, Sextets.

PLATINUM MATCHING

available with 24 hour test and burn-in, ensuring premium match. \$2.00 extra per tube.

300B "Dual 2 point matching" premium pairs \$3.00 extra per tube.



TESLA-CZECHOSLOVAKIA

	1	10	20+
6L6G JJ	\$10.80	\$9.70	\$8.90
KT88	33.90	30.90	28.50
KT88BL sky blue glass	43.00	37.00	33.90
E34L	8.90	7.90	5.90
E34BL sky blue glass	15.90	14.80	12.90
E34RL light rose red glass	12.50	11.70	10.90
ECC83/12AX7	5.90	5.60	5.25
EL84/6BQ5	5.90	5.20	4.65

EI - YUGOSLAVIA

	1	10	20+
6CA7 "big bulb"	\$11.50	\$10.50	\$8.90
6CG7/6F07	6.50	5.80	5.20
12AT7/ECC81	4.90	3.90	3.60
12AU7/ECC82	4.60	3.80	3.20
12AX7/ECC83	4.50	3.60	2.90
12BH7	7.90	6.90	5.90
12DW7/7247	7.90	6.90	5.90
EL34	7.50	6.50	5.50
EL509/6KG6	11.90	10.90	9.90
KT90	28.50	25.80	23.25
PL519/40KG6	11.90	10.90	9.90

USA MILITARY JAN TUBES

NEW - ORIGINAL BOXES

	1	10	25	50	100	500	1000+
0C3W JAN RAYTHEON	\$4.50	\$3.90	\$3.20	\$2.90	\$2.60	\$	\$
35W4 JAN GE	2.90	2.50	2.20	1.90	1.60		
5Y3WGTA JAN PHILIPS	5.50	4.50	3.90	3.40	2.90		
6AK6 JAN GE	1.50	1.10	.90	.80	.70	.55	.45
6AN5WA JAN PHILIPS	2.75	2.20	1.80	1.40	.90	.80	.70
6AS7GA JAN GE	6.90	5.50	4.90	3.90	2.90	2.65	2.45
6AU6WC JAN PHILIPS	4.50	2.90	2.50	1.90	1.60		
6AW8 JAN	3.50	2.75	2.25	1.90	1.25	.90	.80
6B4G JAN SYLVANIA	24.90	21.90	19.90	18.90	17.90		
6BJ7 JAN	3.50	2.75	2.25	1.90	1.50	1.25	
6BQ7A JAN GE	2.90	1.60	1.35	1.15	.95	.80	.70
6C4WA JAN PHILIPS	3.50	2.90	2.20	1.80	1.10	.90	.75
6CX8 JAN GE	3.15	2.50	2.15	1.85	1.70		
6DJ8 JAN PHILIPS	5.90	4.90	4.20	3.90	3.50		
6EA8 JAN PHILIPS	3.50	2.00	1.60	1.35	.95	.70	.55
6EJ7 JAN PHILIPS	2.90	1.90	1.40	1.00	.75	.60	
6H6 JAN GE	1.50	.90	.80	.60	.40	.30	.25
6J5WGT JAN PHILIPS	5.90	4.90	4.25				
6K7 JAN GE	2.90	1.90	1.40	1.25	1.00		
6L6GC JAN PHILIPS	22.50	19.90	18.50				
6L6WGB JAN PHILIPS	13.90	11.90	10.90	9.90	8.90	7.90	7.50
6SL7WGT JAN PHILIPS	8.90	6.90	5.90				
6SN7WGTA JAN PHILIPS	8.90	6.90	5.90	5.50	5.40		
6U8A JAN PHILIPS	3.40	2.70	1.90	1.40	.95	.80	.70
6V6 JAN PHILIPS	14.90	12.20	10.80	9.70	8.90	8.40	7.90
6X5WGT JAN PHILIPS	5.90	4.80	3.90				
6Y6GT JAN RAYTHEON	3.90	2.90	2.30	1.95	1.50		
12AT7WC JAN GE	6.50	5.50	4.90	4.40	3.90		
12AT7WC JAN PHILIPS	5.50	4.70	4.20	3.60	2.40	2.05	1.85
12AU6 JAN PHILIPS	3.90	2.50	1.60	1.25	.95		
12AX7WA JAN GE	9.65	7.70	6.50	5.90	5.40	4.90	4.50
12AX7WA JAN PHILIPS	9.65	7.70	6.50	5.90	5.40	4.90	4.50
12B4A JAN GE	3.90	3.50	2.70	2.30	2.10		
12SG7 JAN RCA	3.90	2.90	2.20	1.90	1.70		
12SH7 JAN GE	3.90	2.90	2.20	1.90	1.70		
829B JAN CETRON	8.90	7.90	6.90	6.40	5.90	5.80	5.70
5750 JAN GE	3.90	2.25	1.70	1.40	1.30		
5751 JAN GE	5.90	5.40	4.90	4.40	3.60	3.20	2.90
5814A JAN PHILIPS	3.75	3.00	2.75	2.50	2.20	2.00	1.90
6072A JAN GE = MIL 12AY7	8.90	7.70	6.50	5.90	5.40		
6188 JAN PHIL = MIL 6SL7	11.15	8.90	7.90	6.40	5.90	5.60	
6189W JAN PHILIPS	3.75	3.00	2.75	2.50	2.20	2.00	1.90
6550A JAN GE	42.00	34.50					
6922 JAN PHILIPS	6.90	5.90	4.90	3.90			
7199 JAN PHILIPS	24.50	20.90	19.80	18.80	17.70		
7581A JAN PHILIPS = MIL 6L6GC	21.50	19.50	18.20	16.50	15.75	14.75	14.35

Pristine 1985 Military Stocks

tubes & sockets

ODD BALL TUBES

0A2	\$4.90	6BL8	4.90	6X8	4.90	5961 JAN NATIONAL	3.90
0A3	4.90	6BM8	4.50	7F7 JAN SYLVANIA	3.50	5976/000 001 JAN RAY	3.60
0A5 JAN CETRON	1.90	6C10	10.90	7F8 JAN SYLVANIA	1.75	6080	5.90
0D3W JAN RAYTHEON	3.50	6C19 PI (6C33 DRIVER)	6.90	12AU7 RFT	8.90	6082WB JAN RAYTHEON	5.90
1X2C JAN PHIL/GE	.15	6C33C-B SOVTEK	34.90	12AV7	5.90	6088 JAN RAYTHEON	.60
2B22 JAN GE	4.00	6C41C	16.90	12AY7/6072A	8.90	6186W JAN PHILIPS	1.75
2C42 JAN GE	9.00	6CA4	7.90	12AZ7	5.90	6206 JAN RAYTHEON	3.25
2G21 JAN RAYTHEON	3.30	6CB6 JAN GE	.80	12BH7A GE	15.50	6264A JAN RCA	1.30
2K25	25.00	6CH8 JAN RCA	1.50	12BY7	10.90	6267/EF86	6.90
2K45 RAYTHEON	6.90	6CW4	11.90	12FQ8	11.90	6418 JAN RAYTHEON	.95
3B22 JAN CETRON	10.50	6CW5	3.90	12SJ7 JAN	4.90	6844A JAN	9.50
3B24WB JAN CETRON	5.50	6C8G JAN RCA	1.50	14R7 JAN SYLVANIA	.60	6888 PHILIPS	1.20
3E29 JAN CETRON	5.75	6DR7	6.50	50C5	5.90	6973	14.90
4CS 250H EMAC	39.50	6E5	11.90	884 JAN SYLVANIA	1.90	7310	5.90
5A6 JAN TUNG/RAY	1.20	6FH8	17.90	5642 JAN PHILIPS	.95	7984 JAN	2.50
5C22	59.00	6GW8/ECL86	7.90	5656 JAN RAYTHEON	3.90	807 SOVTEK	9.90
5R4	6.90	6J7	8.50	5670W JAN GE	.60	8421 JAN NATIONAL	3.00
5V4GT	3.25	6JE6/6LQ6 USA	45.00	5676 JAN RAYTH	.80	8951 JAN ITT	10.00
6AG7 JAN GE	.85	6K11	8.90	5691 JAN BROWN BASE	21.90	154-0517-05 TEKTR	45.00
6AL5	3.50	6K6	7.50	5702 WB JAN RAYTH	.50	154-0672-05 TEKTR	20.00
6AN8	5.90	6KG6/EL509/6Pi45C	15.50	5703WB JAN RAYTH	.50	CAGX3JP1 JAN	10.00
6AQ5A	5.90	6N7	5.25	5719 JAN PHILIPS	1.10	CK7995 JAN RAYTH	.90
6AQ8	7.90	6SC7	9.90	5744WB JAN RAYTH	.50	EF50	.30
6AX5	5.50	6SF7 JAN RCA	3.60	5749	3.50	ECC88 MULLARD GOLD PINS	24.90
6BA6	3.50	6SG7	4.50	5784WB JAN RAYTH	.50	E182CC MULLARD	15.90
6BC5/6CE5 PHILIPS	.80	6SK7	4.90	5787WA JAN RAYTH	.50	MA-6230 MAGNETRON	12.00
6BE6	4.90	6SQ7	4.50	5840 JAN PHILIPS	.50	NL5561	5.50
6BH6	4.90	6U10	7.50	5842Q JAN RAYTH	4.90		
6BK11 Ampeg	8.90	6X4	5.90	5879	8.90		

TUBE SOCKETS


CERAMIC CHASSIS MOUNT	1	25	50	100+
8 pin octal w/mounting bracket	\$1.50	\$1.10	\$.95	\$.85
8 pin octal w/snap ring for mounting	1.50	1.10	.95	.85
9 pin miniature (12AX7 type) w/shield	1.50	1.10	.95	.85
9 pin miniature plastic (Fender® pre-amp)	.90	.70	.60	.55
Shield for above 9 Pin plastic	.60	.45	.35	.30
4 pin for 300B, 811 and 2A3	3.00	2.25	1.95	1.80
4 pin for 211 and 845	5.50	4.50	4.10	3.85
5 pin for 807	3.75	3.10	2.85	2.50
Ceramic cap for 807	2.00	1.30	1.00	.85
7 pin for 6C33C-B, 829B and 3E29	3.75	3.30	2.90	2.60

CERAMIC PC MOUNT	1	25	50	100+
8 pin octal	\$1.15	\$.85	\$.75	\$.65
9 pin miniature	1.30	.85	.75	.65
7 pin miniature for 6AU6	1.25	.80	.70	.60
12 pin Compactron	2.90	2.40	2.10	1.90

GOLD PLATED TUBE SOCKETS

CERAMIC CHASSIS MOUNT	1	25	50	100+
8 pin octal w/mounting bracket	\$2.60	\$1.95	\$1.70	\$1.50
9 pin miniature (12AX7 type) w/bracket	2.80	2.05	1.75	1.60
4 pin for 300B, 811 and 2A3	5.55	4.20	3.60	3.35
4 pin for 211 and 845	10.20	8.35	7.60	7.15
5 pin for 807	6.95	5.75	5.30	4.65
Ceramic cap for 807	3.70	2.40	1.85	1.60

CERAMIC PC MOUNT	1	25	50	100+
8 pin octal	\$2.15	\$1.60	\$1.40	\$1.20
9 pin miniature	2.40	1.60	1.40	1.20



SPRING RETAINERS

Holds 5881 tube firmly in socket. Useful for "upside down" tubes. Design similar to clamps used by Marshall™.

1	12	25+
\$1.25	\$.85	\$.78

SOLID STATE RECTIFIER

Direct plug-in replacement for all 5Y3, 5U4 and 5AR4 types.

1	10	25+
\$5.90	\$5.50	\$4.90

NEW SENSOR CORPORATION

jacks, switches & pots

JACKS

	1	10	25	100+
BJ101 Mono input jack, 4 solder terminals, switched. Vintage type with metal ferrule. Used in British amps such as Marshall™, Hiwatt, Orange & Sound City.	\$1.40	\$1.30	\$1.10	\$1.07

BJ102 Mono input jack, 4 solder terminals, switched. Modern Marshall™ type with black plastic nut.	1.05	.90	.60	.57
---	------	-----	-----	-----

BJ103 Mono input jack, 4 PC board terminals, switched. Modern Marshall™ type. Used in Marshall™, Ampeg, Crate & many others. Replacement for Marshall™ JCM 900 cabinets.	1.05	.90	.60	.57
---	------	-----	-----	-----

BJ104 Stereo Input jack, 6 PC board terminals, switched. Modern Marshall™ type. Used in many PA & recording consoles and Marshall™ Bass heads as well as "rack" units.	1.15	1.00	.90	.87
---	------	------	-----	-----

BJ105 Same as BJ104 but with 6 solder lugs.	1.15	1.00	.90	.87
--	------	------	-----	-----

11 SWITCHCRAFT 1/4" female. Open circuit. Can be used as replacement in Fender® external speaker/guitar output/effects pedals.	.95	.85	.76	.69
---	-----	-----	-----	-----

12A SWITCHCRAFT 1/4" female. Shorting type. Can replace Fender® input jack.	1.20	1.10	1.00	.85
--	------	------	------	-----

12A SWITCHCRAFT 1/4" female. Same as 12A but with longer thread.	1.25	1.15	1.05	.86
---	------	------	------	-----

SWITCHES

	1	10	25+
SWLJCM \$4.75 \$4.25 \$3.95 Lighted power switch used on Marshall™ "JCM" series & others.			

SWJCM 2.95 2.70 2.45 Solid black standby rocker switch for "JCM" series & others.			
---	--	--	--

VTL5C1 5.20 4.90 4.75 Optoisolator for channel switching circuits as in Fender®, Boogie, etc.			
---	--	--	--

SWSLD 1.25 .95 .75 Standard DPDT (On On) slide switch. Can replace bright switch in Fender®.			
--	--	--	--

SW110-63 2.25 1.95 1.85 Carling SPST toggle - Power and standby switches that can be used as replacement in Fenders®.			
---	--	--	--

SW112-63 2.55 2.30 2.10 Carling SPDT toggle - Perfect replacement for Fender® ground switch.			
--	--	--	--

SW112-P 4.95 4.80 4.65 Carling SPDT footswitch - Used in Electro Harmonix, etc. effects pedals.			
---	--	--	--

SW110-P 2.85 2.65 2.55 Carling SPST footswitch - Can be used in Fender®, etc. reverb/trem/channel switching pedals.			
---	--	--	--

SW316-PP 7.30 6.70 5.90 Carling DPDT footswitch - Used in many effects and switching units.			
---	--	--	--

SWMPXTG 7.90 7.45 7.20 Original Marshall™ Plexi toggle switch.			
--	--	--	--

SWMPXNT 1.20 1.10 1.00 Original Marshall™ Chrome nut for above.			
---	--	--	--

SWMSHV 7.80 Original Marshall™ JMP style voltage selector switch.			
---	--	--	--

SWMSHI 7.90 Original Marshall™ New style output impedance selector switch.			
--	--	--	--

CONTROL KNOBS

Small black knob with brass insert. .78" dia .61" height dot indicator. Perfect fit for potentiometers we offer.

	1	10	25	50+
	\$1.00	\$.85	\$.75	\$.55

ORIGINAL MARSHALL™ CONTROL KNOBS

Set screw style (package of 8 pcs)	\$1.19ea knob
Push on style (package of 8 pcs)	1.19ea knob

CTS POTENTIOMETERS

Identical to pots used in most American amps. 1/2 watt, 3/8" mounting, 1/4" splined shaft for set screw or push-on knobs. Smooth action - top quality. 10k Log, 50k Rev. Log, 100k Linear, 250k Log, 500k Log, 1M Log, 3M Rev. Log.

	1	10	25	50+
	\$2.50	\$1.70	\$1.40	\$1.25

CTS POTENTIOMETERS WITH PUSH/PULL SWITCH

Most commonly used in American amps. 1/2 watt, 3/8" mounting, 1/4" knurled split aluminum. Smooth action - top quality. 10k Log, and 1M Log. Switch is single pole.

	1	10	25	50+
	\$4.50	\$3.90	\$3.65	\$3.40

ALPHA POTENTIOMETERS

Ultra high quality dampened rotational movement provides very smooth feel throughout turn. Full size 1/4" dia x 5/8" len solid shaft. Available in the following values:
Linear - 5k, 10k, 25k, 100k, 250k.
Log - 500k, 1meg.

	\$1.00	\$.85	\$.75	\$.65
--	--------	--------	--------	--------

DUAL POTENTIOMETERS

Used in popular "master volume" mods. Dual 1meg Log or Dual 100k Linear.

	1	10	25	50+
	\$2.90	\$2.25	\$2.05	\$1.95

NEW SENSOR CORPORATION

parts



CAIG
LABORATORIES, INC.

CAIG CHEMICALS

	1	10+
DEOXIT! D5 spray. Contact cleaner/deoxidizer. Most popular cleaner available. Use with below P5 for best results. 5 oz.	\$7.85	\$7.25
DEOXIT! DP5S-6 spray. Contact cleaner/deoxidizer. Pump spray version. No shipping or storage restrictions. Environmentally-friendly 5 oz.	10.90	9.50
PRESERVEIT! P5 spray. Contact preservative/lubricant. Use after above D5 to greatly extend contact integrity. Protects against oxidation and wear. 5 oz.	7.85	7.25
CAIKLEEN TRP DG7 spray. Degreaser/cleaner/flux remover. Clean contaminants from sockets, switches, PC boards, etc. Natural formula safe on most plastics. Use before above D5 for best results. 5 oz.	6.50	5.90
PROGOLD G5S-6 spray. Absolute best contact cleaner for gold and other base metal contacts. Conditions, seals and protects gold audio connectors, computer cards, tube sockets, video connectors, etc. 5 oz.	12.85	12.25
PROGOLD K-G100P pen. Same as above but in 100% precision pen applicator. No waste, no mess. Great for tube pins, card edge connectors, relays, audio/video connectors, etc. Applicator works like "magic marker".	14.95	14.20
DUSTALL DT3PS-10 spray. Precision air duster. Quickly and safely removes dust, lint and particles from electronic equipment. 10oz.	10.50	9.90
FREEZEALL FZ7PS-10 spray. Locates intermittents, cools components to -54C. 10oz.	10.50	9.90
<i>CaiLube MCL MCL5S-H6</i> spray. Precision lubricant specifically formulated to improve conductivity and lubricate conductive plastic and carbon compound faders, switches and other similar components. 5 oz.	9.50	8.50

DURACELL 9V "PRO-CELL" BATTERIES

Best quality alkaline - freshest stock - Deluxe professional version of Duracell.

Sold in 6 piece shrinkwrapped packages. **\$2.10 ea.**
12 piece package **\$1.95 ea.**



MULTICORE SOLDER

The best electronic solder available! Excellent wetting characteristics. Sold in 1 lb. rolls.

	1	3+
SN60WRAP3 .032dia.	\$10.90	\$9.80



MULTIMETERS

	1 pcs	3 pcs
COMPACT DMM - Light weight - durable case. 3-1/2 digit LCD. 24 range. AC/DC 10A. Battery check. Diode check. Transistor check. AC 750V, DC 1000V. Complete with probes, 9V battery and operating manual.	\$14.95	\$14.25
DELUXE DMM - Protective rubber shoe - heavy gauge probe kit. Capacitance check. Transistor gain check. Diode check. Battery check. Continuity check. 3-1/2 digit LCD. 24 range. AC/DC 10A. AC 750V, DC 1000V. Complete with deluxe probes, 9V battery and operating manual.	\$18.95	\$17.50

NEW!



JEWELS REPLACEMENT FOR FENDER® AMPS.

Available in red, green or amber.


	1	10	25+
JEWEL	\$1.90	\$1.28	\$1.12

NEW!

47 BULB

Replacement for pilot light bulb in Fenders®

	1	10	25+
# 47 BULB	\$.90	\$.25	\$.20



9 VOLT BATTERY SNAP

Standard battery snap for all effects, radios, etc... Comes with 6" leads, each end 1/4" tinned and stripped.

	10	50	100	1000+
BATSNAP	\$.25	\$.19	\$.15	\$.14

FM TRANSMITTER KITS! FUN PROJECTS AND MORE!



WE ACCEPT VISA, MC, MO, COD
SHIPPING & HANDLING EXTRA
XANDI ELECTRONICS, INC.
YOUR MANUFACTURER OF HIGH QUALITY KITS
• TECH SUPPORT NUMBER (602-829-0755)



- Powerful 2 stage audio amplifier.
- Tunes 88-108 MHz
- Up to 1 mile range
- Requires 9V battery. (Not Incl.)
- Sensitive, picks up sounds at the level of a whisper.



SUPER-MINIATURE FM TRANSMITTER
Super small FM transmitter. Use with any FM broadcast receiver. Easy to assemble, all chip (SMT) parts are pre-assembled to the circuit board.

XST500 E-Z Kit \$49.95

- Sensitive audio amplifier, picks up sounds at the level of a whisper.
- Tunes 88-108 MHz
- Up to 1/2 mile range.
- Miniature photo battery mounts right on circuit board. (Included)



MICRO-MINIATURE FM TRANSMITTER
Including the battery, this is the Worlds smallest FM transmitter. Use with any FM broadcast receiver. Easy to assemble, uses pre-assembled circuit board.

XWB1000 E-Z KIT \$46.95


- Up to 1/2 mile range.
- Miniature photo battery mounts right on circuit board.
- Transmits at 143 MHz
- Amazing audio sensitivity, picks up sounds at the level of a whisper.



CRYSTAL CONTROLLED FM TRANSMITTER
Including the battery, this is the Worlds smallest crystal controlled FM transmitter. Transmits to any scanner type receiver. Easy to assemble, uses pre-assembled circuit board.

XTL1000 E-Z KIT \$69.95

- Transmits a continuous beeping tone.
- Transmits at 143 MHz
- Up to 1 mile range.
- Works with most any scanner type receiver.



TRACKING TRANSMITTER
Only 0.75 by 1.8 inches including the battery, the XTR300 is ideal for use in locating lost model rockets, bicycles, automobiles, games of hide and seek, and contests.

XTR300 E-Z Kit \$79.95

- Dial your phone from anywhere and listen to the sounds inside your home.
- Two digit Touch Tone code for secure operation.



TELEPHONE SNOOP
The latest in home or office security. Call home from anywhere, enter a two digit security code, and hear the sounds in your home. Automatically turns on without ringing the phone. Verifies code. Mute activates for one and a half minutes.

XPS-CASE KIT \$14.95
XPS1000 C KIT \$55.95

- Smallest Phone transmitter anywhere!
- Tunes 88-108 MHz.
- Up to 1/4 mile range.
- Attach to phone line anywhere in house.
- No batteries required, powered by phone line.



SUPER-MINIATURE PHONE TRANSMITTER
Worlds smallest FM phone transmitter. Use with any FM broadcast receiver. Easy to assemble, all chip components are pre-assembled to the circuit board.

XSP250 E-Z Kit \$34.95


- Professional quality.
- Uses new Microwave Integrated Circuit amplifier.
- Assembly is a snap.
- Covers 1 to 2,000MHz.
- Adjustable sensitivity.
- Audio jack for privacy ear phone.



PROFESSIONAL QUALITY
If your scanner can receive 400-550 MHz, just add the XLC900 for **uninterrupted 800-950 MHz** coverage. It converts all 800-950 MHz signals down to 400-550 MHz so your scanner can receive them! Add our custom case kit for that "Professional" look.

XBD500 E-Z Kit \$129.95


- Use with any FM broadcast receiver.
- Hear every sound in an entire house!
- Up to 1 mile range.
- Powerful 2 stage audio amplifier.



MINIATURE FM TRANSMITTER
The XFM100 has a super sensitive microphone and is capable of picking up sounds at the level of a whisper and transmitting them to any FM broadcast receiver.

XFM100 C Kit \$21.95


- Will analyze live voice best, but will work over the phone, and even from recordings
- Has built in microphone
- Easy to use LED output display
- Voice-stress analysis instantaneous.



VOICE-STRESS ANALYZER
SEE THROUGH LIES AND DECEIT! This is the latest breakthrough in voice-stress analysis. Know if someone is under stress such as when telling a lie

XVA250 C Kit \$49.95

- Digital voice changing: male to female, female to male, adult to child, child to adult.
- Use with any modular phone.
- 16 levels of voice masking.
- Connects between handset and phone.



VOICE CHANGING ACCESSORY
STOP THOSE ANNOYING TELEPHONE CALLS! Sound older and tougher when you want to. Not a kit. Fully assembled. Use with single or multi-line phones.


TRANSITION 2001 \$69.95

- Uninterrupted coverage of 800 to 950 MHz
- Works with any scanner that can receive 400 to 550 MHz

800-950 MHz SCANNER CONVERTER KIT
If your scanner can receive 400-550 MHz, just add the XLC900 for **uninterrupted 800-950 MHz** coverage. It converts all 800-950 MHz signals down to 400-550 MHz so your scanner can receive them! Add our custom case kit for that "Professional" look.

XLC-CASE KIT \$14.95
XLC900 C KIT \$49.95

- Transmit high quality stereo to any FM stereo receiver.
- Built-in output level monitor for quick and easy tuning.
- Ideal for use with personal CD player



FM STEREO TRANSMITTER
Transmit full-bodied Hi Fi stereo to any FM stereo receiver. Separate left and right inputs and gain controls. Includes an output booster stage for greater range.

XFS-CASE KIT \$14.95
XFS108 C KIT \$39.95

XANDI Serving the public since 1981
ELECTRONICS, INC.
1270 E Broadway Rd. # 113, Tempe AZ 85282

TOLL FREE ORDER LINE: 1-800-336-7389
FAX LINE: 1-602-731-4748
CALL FOR YOUR FREE CATALOG

SEND MAIL XANDI ELECTRONICS
ORDERS TO: BOX 25647
TEMPE, AZ 85285-5647

CIRCLE 280 ON FREE INFORMATION CARD

Radiotelephone - Radiotelegraph

FCC Commercial License

Why Take Chances?

Discover how easy it is to pass the exams. Study with the most current materials available. Our **Homestudy Guides, Audio, Video or PC "Q&A"** disks make it so fast, easy and inexpensive. No college or experience needed. The new commercial FCC exams have been revised, covering updated Aviation, Marine, Radar, Microwave, New Rules & Regs, Digital Circuitry & more. We feature the Popular "Complete Electronic Career Guide". 1000's of satisfied customers **Guarantee** to pass or money back. Newest Q&A pools.


Send for **FREE DETAILS** or call
1-800-800-7588

WPT Publications
4701 N.E. 47th St.
Vancouver, WA 98661

Name _____
Address _____
City _____ St. _____ Zip _____

1-800-800-7588

Learn by Example!



The **PRIMER 8085 Based Microprocessor Training and Control System** shows you how to program by example. Examples & exercises in the Self Instruction manual take you from writing simple programs to controlling motors. Start out in Machine language, then move on to Assembler, & then continue on with optional C, Basic, or Forth Compilers. This trainer can be used stand alone via the keypad and display or connected to a PC with the optional upgrade (\$49.95). The Upgrade includes: an RS232 serial port & cable, 32K of battery backed RAM, & Assembler/Terminal software.

- Measuring Temperature
- Using a Photocell to Detect Light Levels
- Making a Waveform Generator
- Constructing a Capacitance Meter
- Motor Speed Control Using Back EMF
- Interfacing and Controlling Stepper Motors
- Scanning Keypads and Writing to LCD/LED Displays
- Bus Interfacing an 8255 PPI (new)
- Using the Primer as an EPROM Programmer

Examples Include:

The **PRIMER** is only \$119.95 in kit form. The **PRIMER Assembled & Tested** is \$169.95. Please add \$5.00 for shipping within the U.S. Picture shown with upgrade option and optional heavy-duty keypad (\$29.95) installed.

EMAC, inc.

11 EMAC WAY, CARBONDALE, IL 62901
618-529-4525 Fax 457-0110 BBS 529-5708
World Wide Web: <http://www.emacinc.com>

1985 - 1997
OVER 12 YEARS OF SERVICE

Electronics Now, July 1997

Roger's Systems Specialist

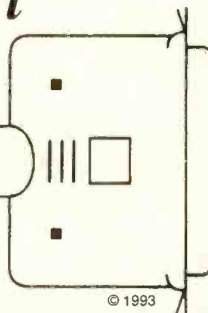
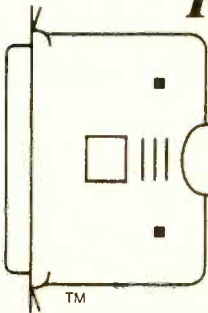
800-366-0579

"We Have Great Connections"

Internet Catalog Online! <http://www.rogerssystems.com>

Cables ★ Connectors ★ Accessories

Computer • Telecommunications • Network • Audio • Video



PRINTER CABLES

10' Bi-Directional Printer Cable



DB25 male to standard 36 Centronics Cable for HP laser and others; meets 1284-IEEE standards

#CC-PRI-1284 \$10⁰⁰ each

3' Standard Printer Cable

#CC-PR3 \$2⁵⁰ each

6' Standard Printer Cable

#CC-PR6 \$3⁰⁰ each

PC Compatible Joysticks

- Ergonomic design
- 3 positive fire buttons & trigger
- 6ft cable
- High quality 15 pin connector



Also Available

19 Button Programmable Model \$28⁰⁰ each

2 Computers to 1 Parallel Printer

Manual/Auto Switch • Easy to install and operate
All DB25 femal connections



Magavox Remote

Preprogrammed Operates all primary functions and some extras for TV, VCR, Cable Box Will do 2 each!! The perfect replacement for lost or broken remotes

#TM-REM-MAG \$10⁰⁰ each
Blow Out!



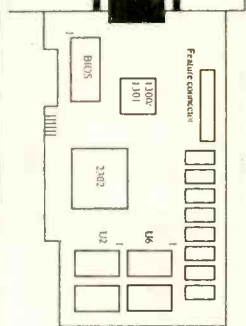
#DS-201P \$10⁰⁰ each

Call regarding our new Bi-Directional Auto Switches

IBM Compatible SVGA Card

Vesa Local Bus card with 1 MB RAM Fast screen refresh and compatible with most hardware and software

- 32-bit operation
- Built in cache
- GUI Acceleration
- Up to 1280 x 1024 resolution
- Windows 3.1 and Windows95



#TM-VGA-1MEG \$22⁰⁰ each
10/\$19.50



Many Data Switch Boxes available starting at \$6⁵⁰!!
Best Selection

CD Jewel Case

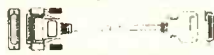
Replacement for original case



#TM-CD1 \$1.40 each
10/\$3.33 100/\$5.25

I-EEE 1284 Printer Cable

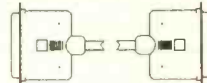
10' Bi-Directional DB25 Male to Mini Centronic 36 A.K.A. type "A" - "C"



#CC-PR6-BIMIN \$4⁵⁰ each
Any quantity

SCSI 1 TO SCSI 1 Cable

50 pin Centronics male to male



#CC-676-E 6 foot \$2⁰⁰ each
Close Out!

DB25 Null Modem Adaptor

for serial printer and plotters male to female

#CA-134

\$2⁰⁰ each
20/\$1.60 50/\$1.40



Printer Adaptors

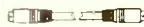
DB25 male to 36 pin female Centronics



#CA-180 \$1⁰⁰ each
Close out!

S-Video Cable

4ft cable Oxygen-Free wire 4 pin mini male to male



#VC-735-4 \$1⁰⁰ each
50/\$1.75

Parallel Port

DB25 Female to 26 pin socket IDC



#CN-702 \$1.50 each
100/\$.60

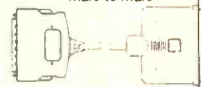
SVGA Shielded Extensions

6 ft. male to female

#CC-VGA-4 \$2⁰⁰ each

SCSI 2 to SCSI 1

3 foot male to male



#CC-679 \$18⁰⁰ each
Close Out!

3.6 Volt 60 mA

Nickel-Metal Hydride Battery

Replacement for Motherboards #TM-3V/60H Solder Type 3-Pin MFG. by Varta

\$3⁵⁰ each
20/\$3.00

12" Gooseneck Microphone

Condenser style 3.5mm, Stereo plug Fits any sound card or voice modem

#TM-MIC-3

\$4⁰⁰ each
3/\$10.00



12v DC Fan

#TM-FAN

\$3⁰⁰ each
20/\$2.50



3 1/8" ball Bearing type; Standard replacement fan for PC/AT mini-full towers

Heat Sink with Fan

For Pentium Bi-Pin Connector



\$2⁰⁰ each
100/\$1.60 each

Miniature Mouse

2-Button, black Great for small hands or laptop!

#TM-290-MINI

Call for best price!

Roger's Systems has Moved!!!

805-295-5577 Remember, We Have Great Connections...For You! FAX 805-295-8777

\$10.00 minimum order required • Add \$4.50 shipping for pre-paid orders
California residents add 8.25% tax • eMail Sales@RogersSystems.com


Call for quantity discounts • No out of state checks accepted • Most orders shipped same day

24895 Avenue Rockefeller, Valencia, CA 91355



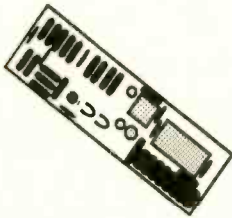
CIRCLE 323 ON FREE INFORMATION CARD

Miniature Transmitters and Receivers




Small, Attractive, High End Quality, 2 Channel 318 MHz Transmitter
59,049 Settable Codes, 120'-300' Range, 1-1/4" x 2" x 9/16", Assembled

		Qty	1	5	10
RF300T	150' Range Transmitter		24.95	19.95	15.95
RF300XT	300' Range Transmitter		29.95	24.95	19.95



Small, High End Quality, 2 Channel Receiver for the RF300 Transmitters
1-1/4" x 3-3/4" x 9/16" PCB w/.1" spaced pads for standard connectors
Input: 8-24 vdc Output: Gated CMOS Momentary and Latching Lines

		Qty	1	5	10
RF300R	Receiver, Fully Assembled		24.95	20.95	16.95
RF300RK	Receiver, Complete Parts Kit		19.95	15.95	12.95
RF300PA	Pre-Amplifier. Doubles Range		14.95	11.95	9.95



Small, Economical, Single Channel Transmitter and Receiver Set
Set Code, 60' Range, 1-7/8"x2-3/8"x7/16" (T), 2"x2-3/4"x9/16" (R)
Receiver Input: 5 vdc Output: Gated TTL Momentary Line

		Qty	1	5	10
RF60	Transmitter and Receiver Set		24.95	19.95	14.95

Add \$ 4 shipping for first item + \$ 1 for each additional item. Ca. residents add 8.25% tax
Visa, Mastercard, Money Orders Personal Checks and Cash C.O.D.s

Visitect Inc. P.O. Box 14156 Fremont, CA. 94539 (510) 651-1425 Fax (510) 651-8454

CIRCLE 327 ON FREE INFORMATION CARD

TEST EQUIPMENT SALES

customer
satisfaction
#1 priority!

WE BUY
SURPLUS
EQUIPMENT

TEK 496P.....\$5795
High performance spectrum analyzer
digital storage and high stability. Rugged
and fully programmable.

TEK 2246.....\$1395
100 MHz four channel scope with on
screen readout and cursors for auto-
mated measurements.

HP 8505A.....\$2995
Network analyzer w/ range of 500kHz
to 1.3GHz 100dB dynamic range, in-
cludes Opt. 05 adds phase lock.

ANRITSU ME538M.....\$3500
Microwave system analyzer. Automatic
receiver and transmitter settings. CRT
and LED readout.

HP 3852A.....\$1995
Data acquisition and control unit. 8
function module slots, system timer,
full keyboard. Modules are extra.

HP 6205B.....\$ 225
Dual output, 0-40 volts @ 300 mA or
0-20 volts @ 600 mA. Metered and
adjustable.

MC & VISA
ACCEPTED

NEW SCOPES
IN STOCK

P.O. BOX 986
LONDONDERRY, NH 03053

PHONE (800) 684-4651
FAX (603) 425-2945

ASK ABOUT OUR NEW
TEKTRONIX & FLUKE
PRODUCTS

BROADCAST TRANSMITTER

The FMS2 studio quality transmitter
is FULLY crystal controlled and
programmable to any FM broadcast
frequency.

Unit features: ALC, 2:1 compressor, audio buffer / amplifier,
pre-emphasis, roll off filter, stereo generator, digital PLL tuning,
75 MHz-125MHz bandwidth, 500mW power output and a special
introductory price of only \$295.00 us.

SCHEMATICS FOR UNIT S27 CATALOG 800-504-1178 wayamach
FAX POLL INFO 416-243-1067 TEK LINE 416-243-2260

BUGGED??

EAVESDROPPING is unbelievably widespread! Electronic
Devices with amazing capabilities can be monitoring your
telephone and room conversations RIGHT NOW! Are you
sure you're safe? **FREE CATALOG tells you fast!** Includes
Free Bonus details on fantastic opportunities now open in
Counter-Surveillance field. Exciting, immensely interesting
and EXTREMELY profitable (up to \$250 hr) full/part-time
Incomes. Call Now! **1-800-732-5000**

CABLE TV CONVERTERS

Equipment & Accessories
Wholesalers Welcome

Call C&D ELECTRONICS
1-888-615-5757 M-F 10a-6p

PROFESSIONAL DESOLDERING with the New & Improved

More Vacuum

Lane Norman - Normans Electronics Inc. Atlanta GA 404-451-5057
A cost effective solution to desoldering equipment at less than half the price of most equipment. It's performance is ASTOUNDING.

Mike Murphy - Service Center - Van Nuys CA 818-785-7805

The single best investment of repair equipment we've made. It outperforms all other desoldering tools we've used. Easier to use and least expensive.

Quicker Vacuum

Bob Monroe - M.A.R.C. Electronics - Virginia Beach VA 804-468-3932
Best investment we've made. Saves time, especially with multi-sided PCB's. Extremely pleased with warranty. Failed within 6 months and replaced by DEN-ON overnight.

Dick Manning - Dicks Electronics - Hartland WI 414-367-8339
The ease & speed of component removal greatly increases productive time. The SMD kit makes SMD removal a breeze, even for inexperienced Techs.

George Hefner - Hefner Electronics - Coleridge NE 402-283-4333
Being a one-men service center, I hesitated to spend the money on a desoldering tool, however all that changed when I nearly ruined a \$400 computer logic board. It has cut my desoldering time by 50%.

Higher Temperature

Don Cressin - Certified Electronics Service - Ellicott City MD 301-461-8008
We have obtained excellent results with the SC7000 including repairing high density U/V tuners. It is one of the best purchases we have made.

Doug Pettit - LuRay Electronics - LuRay VA 703-743-5400
We found that the SC7000 not only saves money vs. wick, but saves valuable time in troubleshooting. It allows you to be more accurate in removing SMD's.

Randy Whitehead - Service West - Salt Lake City UT 801-262-4069
My techs thought it would be a waste. I bought one anyway after a demo. My techs then fought over it. Now we have three. It is the Best desoldering tool we have ever used.

Same Low Price

DEN-ON SC7000Z



FREE TRIAL
Available on Request

Sale Price
\$395.00

Price includes
stand worth \$25.00
one extra filter and
two tip cleaners.

Check us out on the WEB
<http://www.heinc.com>

Timo
thy Kraft Monikraft, Inc.
Cherry Hill, NJ 609-751-3252
We replaced all our existing desoldering stations with the SC7000. Our technicians are very pleased with the improved performance, portability, and reliability over our previous higher priced equipment.

Bill Warren CET/CSM
Warrens Audio & Video
Knoxville TN - 234-546-1128
We have been extremely satisfied with the quality and durability of the DEN-ON SC7000 as well as with after the sale support.

Keith Sabs - J & M Electronics - Omaha NE 402-291-7100
It's a must tool for my bench. I can desolder multiple pin IC's quickly and clean. It will even take up large solder amounts on tuner and case grounds.

New Features

- ◆ Totally Self Contained diaphragm vacuum pump and AC motor for high vacuum suction or reversible hot air blow for SMD removal.
- ◆ 100Watt Ceramic heater with zero-crossover switching heater control circuit which prevents spikes and leakage currents.
- ◆ Unique patented long lasting filter cartridge design. Solder builds up on easily cleaned baffle, while air flows around the outside of baffle.
- ◆ Totally ESD Safe. The housing contains carbon and the tip is at ground potential for complete ESD Protection.
- ◆ Maximum vacuum of 650mmHg is attained in 100 milliseconds.
- ◆ Temperature adjustable from 300°C - 500°C (572°F - 932°F).
- ◆ More suction power and hotter temperature if needed.

New Specifications

- ◆ Voltage — AC100v, 120V, 230V, 50/60Hz
- ◆ Power Consumption — 120W
- ◆ Pump — Diaphragm Type
- ◆ Motor Output — 12W
- ◆ Vacuum Attained — 650mmHg
- ◆ Temperature Range — 300°C — 500°C (572°F — 932°F)
- ◆ Air Flow Rate — 15 Liter/Minute (Open)
- ◆ Heater — 100W (Ceramic)
- ◆ Control System — Feed Back Zero Cross-over Type
- ◆ Net Weight — 420Grams
- ◆ Max.Temp. of Hot Blow — 400°C

Visa - M/C - Discover - American Express - Terms to Qualifying Companies
30 Day Money Back Total Satisfaction Guarantee - One Year Parts and Labor Warranty

HOWARD
HEI ELECTRONIC
INSTRUMENTS INC
Your Desoldering Specialists

Toll Free U.S. and Canada
1-800-394-1984

Web Site www.heinc.com
E-Mail sales@heinc.com
International (316) 744-1993
or Fax (316) 744-1994

CIRCLE 318 ON FREE INFORMATION CARD


Robot Kits

- ✓ Academic-Level Books
- ✓ Build it Yourself
- ✓ Action Packed

You do ALL electronic & mechanical assembly using well-illustrated Instruction Books with assembly, experiments and testing. Each model applies different electronic & robotic principles.

606A "Scrambler" All Terrain Robot

This 6-legged Robot walks over rough terrain. High-tech infrared beam senses and avoids objects in its path. 32 page Book. ~~\$37.95~~ **\$35.95**



603A "Copycat" Programmable Robot

Program direction, light and sound using detachable keypad (included) or optional PC. Learn digital logic basics. 44 page Book. **\$57.35**

602A "Blinky" Pathfinder Robot

Follows path made with a marker pen or tape. Red/green LEDs react to steering changes, adding fun and interest. 28 page Book. Infrared emitter/detectors. **\$36.95**

601A "Scooter" Sound Controlled Robot

Backs up, changes direction, goes forward when it hears loud noise or hits an object. Florescent red. 24 page Book. Fast-paced excitement! ~~\$18.95~~ **\$16.95**

Technical Books - Graymark carries a selection of technical books, including Robot Books. Dependable Products - Since 1963, Graymark's ONLY business has been educational electronic kits. We do one thing and we do it right.

ORDER TODAY! Phone: VISA/MasterCard/Discover/AMEX
Mail: Check/Money Order, Credit Cards
Add: \$4.00 Shipping

**CALL FOR FREE
44 PAGE CATALOG**

Graymark®

Box 2015 • Tustin, CA 92781

<http://www.labvolt.com>

CIRCLE 317 ON FREE INFORMATION CARD

800-854-7393

TECHMART

Great buys on test equipment from industry leaders like Amel Biddle Fluke Goldstar Hameg Optoelectronics Protek Ramsey & Tektronix

Digital Oscilloscopes

New From Fluke!

Model 123 Scopemeter
• 20 Mhz, dual channel
• Connect-and-View
• "Paperless" recording
• True RMS, 5000 count
• NiCd battery

FLUKE

123 Scopemeter, 2x20 Mhz	\$945
123S Scopemeter with RS232, software, hard case	\$1225
92B Scopemeter, 2x60 Mhz	\$1440
96B Scopemeter, 2x60 Mhz	\$1685
96 Automotive Scopemeter	\$2495
99B Scopemeter, 2x100Mhz	\$2085

HAMEG

Model HM1507 Analog/Digital Oscilloscope
• 150 Mhz, 2 chan
• Dual time base
• 200 MS/s sampling
• Autoset, CRT R/O
• RS232 included

HM1507 Analog/Digital, 2x150 Mhz	\$1880
HM305 Analog/Digital, 2x30 Mhz	\$1135

TEKTRONIX

THS720A TekScope, 2x100Mhz, DMM, 5mV/div, NiCd, RS232 \$2195
TDS220 2x100Mhz, 1GS/s, cursors, LCD, Opt. RS232, 3.25 lbs. \$1645
TDS210 Like TDS220 except 60 Mhz \$945

Analog Oscilloscopes

HAMEG

HM1505 2x150 Mhz, 1 mV/div, Auto-Set, CRT R/O cursors, 2 T.B., RS232	\$1395
HM1004 2x100 Mhz, 1 mV/div, Auto-Set, CRT R/O cursors, 2 T.B., RS232	\$1295
HM304 2x35 Mhz, 1 mV/div, Auto-Set	\$835

GOLDSTAR

OS9100P 2x100Mhz, 2mV, delay swp.	\$899
OS9080D 2x60Mhz, 1mV, delay swp.	\$783
OS9020A 2x20Mhz, 1mV/div.	\$349
OS9020G 2x20Mhz w/1MHz func. gen.	\$487

Digital Graph Meters

New, improved, lower cost Fluke 867B Graphical Multimeter

- 0.025% DCV Accuracy
- 300 kHz AC Meter BW
- 1 MHz Waveform BW
- 10 MHz Freq. Counter
- Component Test
- Logic Test

FLUKE

867B Graphical Multimeter	\$660
863 Like 867 less B/L, logic, etc.	\$470

Digital Multimeters

Versatile PROTEK 506

- AC/DCV AC/DC A, Ohms
- True RMS, dBm
- 10 MHz frequency counter
- Min/Max, relative
- Capacitance, inductance
- Dual display
- RS232 interface

FLUKE

506 Digital Multimeter w/software	\$198
505 Like 506 but no RS232	\$148
D910F Multimeter V, mA, R, Hz, uF, hfe	\$94

General Test & Measurement

Audio & Function Generators

- 0.2 to 20 Mhz
- AM/FM Modulation
- 5 Digit Display
- 30 Mhz counter

4040

B&K 4040 20 Mhz Swp/Func Gen.	\$475
B&K 4017 10 Mhz Swp/Func Gen.	\$349
Protek B803 2 Mhz Swp/Func Gen.	\$299
Protek B820 200 KHz Audio Gen/Ctr.	\$228

Frequency Counters, Counter/Timer

Goldstar FC2015 Counter/Timer	\$212
Goldstar FC2130 Counter/Timer	\$245
Optoelectronics M1, 10Hz-1.6GHz, 1vH	\$237

Capacity Meters, RLC Bridges

AMREL AR470D Wide range, high acc.	\$195
B&K 878 Wide range, dual display	\$259
B&K 810B Cap. meter, 0.1 pF-20 mF	\$95

Power/Harmonics Meters, Clamp Meters

Fluke 41B Power/Harmonics Meter

- True RMS, 5V-600V
- True RMS current, 1A-500A
- Active power 10W-300KW
- Apparent power & PF
- Frequency & Harmonics

Fluke 41B Power/Harmonics Mtr.	\$1530
Fluke 39 (41B, less isolated RS232)	\$895

Digital Multimeters

Fluke

10 V, R, 4000 ct.	\$59
11 V, R, uF, 4000 ct.	\$68
12 V, R, uF, Min/Max, 4000ct	\$81
21 Like 75; yellow case	\$134
23 Like 77; yellow case	\$161

25 V, R, mA, Min/Max, (shock, vibration, water) \$199

27 V, R, mA, Min/Max, Min/Spec (shock, vibration, water) \$269

29 II Like 79; yellow case \$179

Spectrum Analyzers

B&K Model 2625

- 0.15 to 1.05 GHz
- 100kHz-100MHz/div
- -100 to +13 dBm
- 4 digit Freq/Marker display

Model 2625 Spectrum Analyzer	\$2395
Model 2630 2625 w/tracking gen.	\$2995
Model 2615 500 mhz Analyzer	\$1595
Model 2620 2615 w/tracking gen.	\$1895

Power Supplies

B&K 1670 Triple Output

- Variable 0-30 VDC, 0-2.5A
- 12 VDC fixed, 500 mA
- 5 VDC fixed, 500 mA
- 3 digit LCD's for VDC, ADC

B&K 1670 Triple Output DC Supply	\$189
B&K 1680 13.8 VDC fixed, 6 A peak	\$48
B&K 1682 13.8 VDC fixed, 15 A peak	\$94
Protek 3033B, 2x30V, 1.5A, 5V, 5A	\$495

AMREL Programmable Power Supplies

- Standard GPIB
- Ext. DCV program input
- 1mV, 1 mA regulation
- Three year warranty

Model PPS1302A 0-30 VDC, 0-2.5A	\$795
Model PPS1326 0-16 or 0-30 VDC	\$1195

Others available. Call or visit www.amrel.com

79

70 II V, R, 3200 ct.	\$79
73 II V, R, A, 3200 ct.	\$87
75 II V, R, mA, 3200 ct.	\$129
76 RMS V, mA, R, LoR, uF, Hz, 4000 ct., Holster	\$179
77 II V, R, mA, 3200 ct. hstr	\$154
79 II V, R, mA, LoR, uF, 4000 ct. hstr	\$175

87

83 V, (3% DC), R, uF, mA, Hz, Min/Max, rel., 4000 ct., hstr	\$235
85 V, (1% DC), R, uF, mA, Hz, Min/Max, rel., 4000 ct., hstr	\$269
87 RMS V, R, uF, mA, Hz, Min/Max, rel., 4000 ct., hstr	\$287
88 Automotive Meter	\$379
8060A RMS V, (0.4% DC), R, LoR, mA dB, dBm, rel., Hz, S 19 999 ct.	\$413

Power Supplies

B&K 1670 Triple Output DC Supply \$189

B&K 1680 13.8 VDC fixed, 6 A peak \$48

B&K 1682 13.8 VDC fixed, 15 A peak \$94

Protek 3033B, 2x30V, 1.5A, 5V, 5A \$495

AMREL Programmable Power Supplies

- Standard GPIB
- Ext. DCV program input
- 1mV, 1 mA regulation
- Three year warranty

Model PPS1302A 0-30 VDC, 0-2.5A	\$795
Model PPS1326 0-16 or 0-30 VDC	\$1195

Others available. Call or visit www.amrel.com


***** SPECIALS CORNER *****
Excess discontinued or old stock. ALL NEW!

Fluke 40 Power/Harmonics Mtr.	\$695
Fluke 93 Scopemeter, 2x60 Mhz, NiCd	\$695
Fluke 51 Digital Thermometer	\$105
Fluke 8062A Digital Multimeter	\$279
Fluke 8020B Digital Multimeter	\$199
Fluke 8021B Digital Multimeter	\$159
Fluke 801010 AC/DC Clamp Probe	\$228
Fluke 610 LAN Cablemapper	\$299
Bird 4304 Wattmtr, to 500W/1000Mhz	\$299

800-554-8305

We accept VISA/Mastercard.
Shipping charges 4%; \$5 min., \$20 max.
US sales only on Fluke.
panthe@bellsouth.net, Fax 770-772-9780

Synthesized FM Stereo Transmitter



Microprocessor controlled for easy freq programming using DIP switches, no drift, your signal is rock solid all the time - just like the commercial stations. Audio quality is excellent, connect to the line output of any CD player, tape deck or mike mixer and you're on-the-air. Foreign buyers will appreciate the high power output capability of the FM-25; many Caribbean folks use a single FM-25 to cover the whole island! New, improved, clean and hum-free runs on either 12 VDC or 120 VAC. Kit comes complete with case set, whip antenna, 120 VAC power adapter - easy one evening assembly.

FM-25, Synthesized FM Stereo Transmitter Kit \$129.95

Tunable FM Stereo Transmitter



A lower cost alternative to our high performance transmitters. Offers great value, tunable over the 88-108 MHz FM broadcast band, plenty of power and our manual goes into great detail outlining aspects of antennas, transmitting range and the FCC rules and regulations. Connects to any cassette deck, CD player or mixer and you're on-the-air, you'll be amazed at the exceptional audio quality! Runs on internal 9V battery or external power from 5 to 15 VDC, or optional 120 VAC adapter. Add our matching case and whip antenna set for a nice finished look.

FM-10A, Tunable FM Stereo Transmitter Kit \$34.95
CFM, Matching Case and Antenna Set \$14.95

RF Power Booster Amplifier



Add some serious muscle to your signal, boost power up to 1 watt over a frequency range of 100 KHz to over 1000 MHz! Use as a lab amp for signal generators, plus many foreign users employ the LPA-1 to boost the power of their FM Stereo transmitters, providing radio service through an entire town. Power required: 12 to 15 volts DC at 250mA, gain of 38dB at 10 MHz, 10 dB at 1000 MHz. For a neat, professionally finished look, add the optional matching case set.

LPA-1, Power Booster Amplifier Kit \$39.95
CLPA, Matching Case Set for LPA-1 Kit \$14.95
LPA-1WT, Fully Wired LPA-1 with Case \$99.95

Micro FM Wireless Mike



World's smallest FM transmitter. Size of a sugar cube! Uses SMT (Surface Mount Technology) devices and mini electret condenser microphone, even the battery is included. We give you two complete sets of SMT parts to allow for any errors or mishaps-build it carefully and you've got extra SMT parts to build another! Audio quality and pick-up is unbelievable, transmission range up to 300 feet, tunable to anywhere in standard FM band 88 to 108 MHz. 7/8" w x 3/8" h x 3/4" t.

FM-5 Micro FM Wireless Mike Kit \$19.95

Crystal Controlled Wireless Mike



Super stable, drift free, not affected by temperature, metal or your body! Frequency is set by a crystal in the 2 meter Ham band of 146.535 MHz, easily picked up on any scanner radio or 2 meter rig. Changing the crystal to put frequency anywhere in the 140 to 160 MHz range-crystals cost only five or six dollars. Sensitive electret condenser mike picks up whispers anywhere in a room and transmit up to 1/4 mile. Powered by 3 volt Lithium or pair of watch batteries which are included. Uses the latest in SMT surface mount parts and we even include a few extras in case you sneeze and lose a part!

FM-6, Crystal Controlled FM Wireless Mike Kit \$39.95
FM-6WT Fully Wired FM-6 \$69.95

Call for our Free Catalog !

RAMSEY

Super Pro FM Stereo Radio Transmitter



A truly professional frequency synthesized FM Stereo transmitter station in one easy to use, handsome cabinet. Most radio stations require a whole equipment rack to hold all the features

we've packed into the FM-100. Set frequency easily with the Up/Down freq buttons and the big LED digital display. Plus there's input low pass filtering that gives great sound no matter what the source (no more squeals or switching sounds from cheap CD player inputs!) Peak limiters for maximum 'punch' in your audio - without over modulation, LED bargraph meters for easy setting of audio levels and a built-in mixer with mike and line level inputs. Churches, drive-ins, schools and colleges find the FM-100 to be the answer to their transmitting needs, you will too. No one offers all these features at this price! Kit includes sharp looking metal cabinet, whip antenna and 120 volt AC adapter. Also runs on 12 volts DC.

We also offer a high power export version of the FM-100 that's fully assembled with one watt of RF power, for miles of program coverage. The export version can only be shipped outside the USA, or within the US if accompanied by a signed statement that the unit will be exported.

FM-100, Professional FM Stereo Transmitter Kit \$299.95
FM-100WT, Fully Wired High Power FM-100 \$429.95

Speech Descrambler Scrambler



Decode all that gibberish! This is the popular descrambler / scrambler that you've read about in all the Scanner and Electronic magazines. The technology used is known as speech inversion which is compatible with most cordless phones and many police department systems, hook it up to scanner speaker terminals and you're in business. Easily configured for any use: mike, line level and speaker output/inputs are provided. Also communicate in total privacy over telephone or radio, full duplex operation - scramble and unscramble at the same time. Easy to build, all complex circuitry contained in new custom ASIC chip for clear, clean audio. Runs on 9 to 15VDC, RCA phone type jacks. Our matching case set adds a super nice professional look to your kit.

SS-70A, Speech Descrambler/Scrambler Kit \$39.95
CSS, Custom Matching Case and Knob Set \$14.95
SS-70AWT, Fully Wired SS-70A with Case \$79.95
AC12-5, 12 Volt DC Wall Plug Adapter \$9.95

Tone-Grabber Touch Tone Decoder / Reader



Dialed phone numbers, repeater codes, control codes, anywhere touch tones are used, your TG-1 will decode and store any number it hears. A simple hook-up to any radio speaker or phone line is all that is required, and since the TG-1 uses a central office quality decoder and microprocessor, it will decode digits at virtually any speed! A 256 digit non-volatile memory stores numbers for 100 years - even with the power turned off, and an 8 digit LED display allows you to scroll through anywhere in memory. To make it easy to pick out numbers and codes, a dash is inserted between any group or set of numbers that were decoded more than 2 seconds apart. The TG-1 runs from any 7 to 15 volt DC power source and is both voltage regulated and crystal controlled for the ultimate in stability. For stand-alone use add our matching case set for a clean, professionally finished product. We have a TG-1 connected up here at the Ramsey factory on the FM radio. It's fun to see the phone numbers that are dialed on the morning radio show! Although the TG-1 requires less than an evening to assemble (and is fun to build, too), we offer the TG-1 fully wired and tested in matching case for a special price.

TG-1, Tone Grabber Kit \$99.95
CTG, Matching Case Set for TG-1 Kit \$14.95
TG-1WT, Fully Wired Tone Grabber with Case \$149.95
AC12-5, 12 Volt DC Wall Plug Adapter \$9.95



Mini-Peeper Micro Video Camera

Super small, high quality fully assembled B & W CCD TV camera the size of an ice cube! Provides excellent pictures in low light (2 lux), or use our IR-1 Infra-Red light source to invisibly illuminate an entire room on a pitch black night! Imagine the possibilities... build it into a smoke detector, wall clock, lamp, book, radio. Exact same camera that's in big buck detective catalogues and stores. Kit includes: fully assembled CCD camera module, connectors, interface PC board kit with proper voltage regulation and filtering, hook-up details, even a mini microphone for sensitive sound! Two models available: Wide Angle Lens 3.6mm/12, adjustable focus lens, 92 degree view, Pinhole Lens 5.5mm/14.5, 60 degree view. The Pinhole Lens is physically much flatter and provides even greater depth of focus. The camera itself is 1.2" square. The Wide Angle Lens is about 1" long, Pinhole Lens about 1/2", interface PC board is 1" x 2" and uses RCA jacks for easy hook-up to VCRs, TVs or cable runs. Power required is 9 to 14 VDC @ 150 mA. Resolution: 380 x 350 lines. Instruction manual contains ideas on mounting and disguising the Mini-Peeper along with info on adding one of our TV Transmitter kits (such as the MTV-7 unit below) for wireless transmission!

MP-1, Wide Angle Lens CCD TV Camera Outfit \$169.95
MP-1PH, Pin-Hole Lens CCD TV Camera Outfit \$189.95

MicroStation Synthesized UHF TV Transmitter



Now you can be in the same league as James Bond. This transmitter is so small that it can fit into a pack of cigarettes - even including a CCD TV camera and battery! Model airplane enthusiasts put the MTV-7A into airplanes for a dynamite view from the cockpit, and the MTV-7A is the transmitter of choice for balloon launches. Transmitter features synthesized, crystal controlled operation for drift-free transmission of both audio and video on your choice of frequencies: Standard UHF TV Channel 52 (which should only be used outside of the USA to avoid violating FCC rules), and 439.25 MHz or 911.25 MHz which are in the amateur ham bands. The 439.25 MHz unit has the nifty advantage of being able to be received on a regular 'cable-ready' TV set tuned to Cable channel 68, or use our ATV-74 converter and receive it on regular TV channel 3. The 911.25 MHz unit is suited for applications where reception on a regular TV is not desired, an ATV-79 must be used for operation. The MTV-7A's output power is almost 100 mW, so transmitting range is pretty much 'line-of-sight' which can mean many miles! The MTV-7A accepts standard black and white or color video and has its own, on-board, sensitive electret microphone. The MTV-7A is available in kit form or fully wired and tested. Since the latest in SMT (Surface Mount Technology) is used to provide for the smallest possible size, the kit version is recommended for experienced builders only. Runs on 12 VDC @ 150 mA and includes a regulated power source for a CCD camera.

MTV-7A, UHF TV Channel 52 Transmitter Kit \$159.95
MTV-7AWT, Fully Wired Channel 52 Transmitter \$249.95
MTV-7A4, 439.25 MHz TV Transmitter Kit \$159.95
MTV-7A4WT, Fully Wired 439.25 MHz Transmitter \$249.95
MTV-7A9, 911.25 MHz TV Transmitter Kit \$179.95
MTV-7A9WT, Fully Wired 911.25 MHz Transmitter \$269.95
ATV-74, 439.25 MHz Converter Kit \$159.95
ATV-74WT, Fully Wired 439.25 MHz Converter \$249.95
ATV-79, 911.25 MHz Converter Kit \$179.95
ATV-79WT, Fully Wired 911.25 MHz Converter \$269.95

RAMSEY ELECTRONICS, INC.
793 Canning Parkway
Victor, NY 14564

Order Toll-free: 1-800-446-2295
Sorry, no tech info or order status at this number.

Technical Info, Order Status
Call Factory direct: (716) 924-4560



ORDERING INFO: Satisfaction Guaranteed. Examine for 10 days, if not pleased, return in original form for refund. Add \$4.95 for shipping, handling and insurance. Orders under \$20, add \$3.00. NY residents add 7% sales tax. Sorry, no CODs. Foreign orders, add 20% for surface mail or use credit card and specify shipping method.

CIRCLE 266 ON FREE INFORMATION CARD

CALL TOLL FREE
(800) 292-7711 orders only
Se Habla Español

C&S SALES
EXCELLENCE IN SERVICE

CALL OR WRITE FOR
A FREE 60 PAGE
CATALOG!
(800) 445-3201

XK-550 Digital / Analog Trainer

Elenco's advanced designed Digital / Analog Trainer is specially designed for school projects. It is built on a single PC board for maximum reliability. It includes 5 built-in power supplies, a function generator with continuously sine, triangular and square wave forms. 1560 tie point breadboard area.

XK-550
Assembled and Tested
\$169.95

XK-550K - Kit
\$139.95

Tools and meter shown optional



TK-3000
\$89.95

Tools Included:

- SR-2 - Deluxe Soldering Iron
- SH-1 - Soldering Iron Stand
- ST-1 - Diagonal Pliers
- ST-2 - Long Nose Pliers
- ST-30 - Deluxe Wire Stripper
- SE-1 - Solder Ease Kit
- ND-3 - 3 pc. Nut Driver Set
- TL-6 - Precision Screw Drivers
- ST-5 - Screw Driver Slotted 3/16"
- ST-6 - Screw Driver #1 Phillips
- ET-10 - IC Puller
- SP-2 - Solder Pump
- ST-20 - Safety Goggles
- ST-9 - Pocket Screw Driver
- ST-4 - Solder Tube
- SW-3 - Solder Wick



A professional technician service tool kit in a metal reinforced tool case with heavy-duty handle and locks. A removable pallet handles most of the tools listed with more room for tools and parts in the lower half.


GF-8026 w/ Frequency

- Linear and Log Sweep
 - .02Hz to 2MHz
 - Counter Range 1Hz to 10MHz
 - 4 Digit Display
- \$225**



MX-9300 Four Functions in One

• One Instrument with four test and measuring systems:
 1.3GHz Frequency Counter • 2MHz Sweep Function Generator
 Digital Multimeter • Digital Triple Power Supply
 (0-30V @ 3A, 15V @ 1A, 5V @ 2A)



\$479.95

Model XP-581

4 Fully Regulated DC Power Supplies in One Unit
 4 DC voltages: 3 fixed - +5V @ 3A, +12V @ 1A, -12V @ 1A
 1 Variable - 2.5 - 20V @ 2A

\$85



Auto Ranging Hand-Held DMM w/ Bar Graph
Model EDM-163

\$99.95

7 Functions with data hold
 Compares to Fluke Model 77II

Digital Multimeter
Model M-1700

\$39.95

11 functions including freq to 20MHz, cap to 20µF. Meets UL-1244 safety specs.



Fluke Multimeters

70 Series	80 Series
Model 70II\$69.95	Model 83\$235.00
Model 73II\$97.50	Model 85\$269.00
Model 75II\$135.50	Model 87\$289.00
Model 77II\$154.95	
Model 79II\$175.00	

B&K Precision Multimeters

Model 391\$159.00	Model 388A\$99.00
Model 390\$139.00	Model 2707\$79.00
Model 389\$109.00	Model 2860A\$85.00

Kit Corner

over 100 kits available

PT-223K

\$15.95

Phone kit with training course.



Fiber Optics Technology

with training course
Model FO-30K

\$19.95



Model AM/FM-108K Transistor Radio Kit

with training course

\$29.95



M-1005K Compact Multimeter Kit

\$19.95

6 Functions & Transistor Test



Model M-6100 Programmable DMM

Includes **FREE** Computer Interface and **FREE** Software

- Analog Bar Graph
- Large 3 3/4" LCD Display
- Menu Driven
- Triple Display
- RS-232 Interface
- True RMS
- 9 Basic Functions including cap. & freq.
- Auto Power Off
- Easy-to-use

\$125

WE WILL NOT BE UNDERSOLD

C&S SALES, INC.

UPS SHIPPING: 48 STATES 5%
 OTHERS CALL FOR DETAILS
 IL Residents add 8% Sales Tax

150 W. CARPENTER AVENUE
 WHEELING, IL 60090
 FAX: (847) 541-9904 (847) 541-0710
http://www.elenco.com/cs_sales/



15 DAY MONEY BACK GUARANTEE

FULL FACTORY WARRANTY

PRICES SUBJECT TO CHANGE WITHOUT NOTICE

**FREE PROBES
WITH ALL
SCOPES**

OSCILLOSCOPES

Lowest Prices of the Year!

**CALL OR WRITE FOR
A FREE 60 PAGE
CATALOG!
(800) 445-3201**

B&K Precision Scopes

**60MHz ANALOG WITH DIGITAL STORAGE
Model 2560**



- Cursors and readouts
- RS-232 port
- 20MS/s real time sampling
- 1GHz equivalent time sampling (at 0.1µs/div)
- Prints via RS-232 port to any HP-GL plotter

\$1995

**20MHz ANALOG WITH DIGITAL STORAGE
Model 2522A**



- 20MHz analog bandwidth
- 20MS/s sampling rate
- 2K memory per channel
- 300MHz equivalent time sampling
- Pre-trigger capture

\$869.95

**100MHz THREE-TRACE
Model 2190A**



- 1mV/division sensitivity
- Sweeps to 5ns/division
- Dual time base
- Signal delay line
- 18KV accelerating voltage

\$1379.95

**60MHz DUAL-TRACE
Model 2160A**



- 1mV/division sensitivity
- Sweeps to 5ns/division
- Dual time base
- Signal delay line
- V mode displays two signals unrelated in frequency.
- Component tester

\$949.95

**40MHz DUAL-TRACE
Model 1541C**



- 1mV/division sensitivity
- Video sync separators
- 2-axis input
- Single Sweep
- V mode displays two signals unrelated in frequency
- Component tester

\$695

**60MHz, CURSORS & READOUTS, DUAL TIME BASE
Model 2260**



- Cursors and readouts
- 1mV/div sensitivity
- 23 calibrated ranges - main time base
- 19 calibrated ranges - delayed time base
- Signal delay time
- V-mode - displays 2 signals unrelated in frequency.
- Component tester
- Single sweep

\$1225

**20MHz DUAL-TRACE
Model 2120 - 2 Year Warranty
Special \$389.95**

**Model 2125 with delayed sweep
\$539.95**



- 1mV/division sensitivity
- AUTO/NORM triggered sweep operation
- AC, TV, TVM and line coupling
- Calibrated 19 step time-base with x10 magnifier
- Compact low-profile design

Quality Scopes by Elenco



60MHz

DS-603 \$1350

- Analog / Digital Storage
- 20MS/s Sampling Rate

S-1360 \$749

- Analog with Delayed Sweep



40MHz

S-1345 \$569

- Analog with Delayed Sweep

S-1340 \$475

- Analog

25/30MHz

DS-303 \$1095

- Analog / Digital Storage

S-1330 \$439

- 25MHz Analog
- Delayed Sweep

S-1325 \$325

- 25MHz Analog

**2 Year
Warranty**

OSCILLOSCOPE SELECTION CHART

ANALOG		Sensitivity (max)	No. of Channels	Sweep Rate Max ns/div	Delayed Sweep	Video Sync	Component Tester	Beam Find	Time Base
Model	Bandwidth MHz								
S-1360	60	1mV/div	2	10ns/div	Yes	Yes	Yes	Yes	2
S-1345	40	1mV/div	2	10ns/div	Yes	Yes	Yes	Yes	2
S-1340	40	1mV/div	2	10ns/div	No	Yes	No	No	1
S-1330	25	1mV/div	2	10ns/div	Yes	Yes	Yes	Yes	2
S-1325	25	1mV/div	2	10ns/div	No	Yes	No	No	1
DIGITAL STORAGE		Analog Sen (max)	No. of Channels	Sampling Rate	Memory Channel	Internally Backed Up	Pretigger %	Output	
Model	Bandwidth MHz								
DS-303	30	1mV/div	2	20MS/S	2K	Yes	0, 25, 50, 75	RS232	
DS-603	60	1mV/div	2	20MS/S	2K	Yes	0, 25, 50, 75	RS232	

Affordable Spectrum Analyzers by B&K

500MHz Series

- Model 2615 - \$1595
- Model 2620 w/ tracking generator - \$1895

1.05GHz Series

- Model 2625 - \$2395
- Model 2630 w/ tracking generator - \$2995



HITACHI SCOPES

**Inventory Reduction Sale
Lowest Prices of the Decade!**

V-209 - 20MHz Battery Operated
Was \$1505, NOW \$1085 Save \$420

V-695 - 60MHz w/ Cursors
Was \$1815, NOW \$1395 Save \$420

V-422 - 40MHz Was \$965,
NOW \$765 Save \$200

V-1065A - 100MHz w/ Cursors
Was \$2139, NOW \$1565 Save \$574

V-525 - 10MHz w/ Cursors
Was \$1355, NOW \$955 Save \$400

V-1560 - 100MHz Was \$1790,
NOW \$1490 Save \$300

V-552 - 50MHz Was \$1195,
NOW \$850 Save \$345

V-1565 - 100MHz w/ Cursors
Was \$1960, NOW \$1595 Save \$365

V-555 - 50MHz w/ Cursors
Was \$1375, NOW \$975 Save \$400

V-252 - 20MHz \$419

Fluke Scopemeters



- 91 \$1225
- 92B \$1445
- 96B \$1695
- 97 \$1795
- 97A \$2945
- 99B \$2095

Call or write for complete specs.

WE WILL NOT BE UNDERSOLD

C&S SALES, INC.

150 W. CARPENTER AVENUE
WHEELING, IL 60090
FAX: (847) 520-9904 (847) 541-0710
http://www.elenco.com/cs_sales/



**15 DAY MONEY BACK
GUARANTEE**

FULL FACTORY WARRANTY

PRICES SUBJECT TO CHANGE WITHOUT NOTICE

UPS SHIPPING: 48 STATES 5%
OTHERS CALL FOR DETAILS
IL Residents Add 8% Tax

CIRCLE 329 ON FREE INFORMATION CARD

NEW Embedded Control Products from SYLVA

BASIC PRODUCT LINE LISTED BELOW:

SC552ES - SBC 128K RAM & FLASH, RTC, Analog & Digital I/O, 3 serial ports
 SC552EX - SBC for home automation, X10, RTC, Analog & Digital I/O, 1 serial port
 SC552ES-P - Packaged controller for HVAC applications, 3 serial ports & opt. modem
 SC552S - Controller engine with LCD display & keypad interfaces 1 serial port
 SC552S16 - The 552S plus 8 AC/DC inputs 8 relay outputs 1 HS input 1 serial port
 AE-ADC - 12 bit 8 Ch. analog input exp. board (0 - 2.5/5/10V & 4-20mA) plus RS485
 AE-DAC - 8 bit 4 channel analog output exp. board (4-20mA, 0-20mA and 0-10V)
 IO-160 - 16 channel relay output expansion board (form A relays 5A resistive)
 IO-161 - 16 channel opto-isolated input expansion board (12-24 VAC/VDC)
 IO-8081 - 8 opto-isolated AC/DC inputs and 8 output relay expansion board
 IO-RACK - 24 bit I/O exp. for connection to industry standard I/O module boards
 OI-LCD - RS485 connected LCD driver board (2 IA form A relays & 3 PB inputs)
 OI-TERM - RS485/RS232 connected LCD display and 4x4 matrix keypad controller
Plus! Windows hosted user configurable software. Programs for scheduling, monitoring and control of local or remote embedded applications.

Visit our web site for complete information or call us to request product data sheets and prices.



519 Richard St., Thunder Bay, ON, Canada P7A 1R2
 Phone: 807-768-2487 • Fax: 807-767-0587
 www.sylvacontrol.baynet.net
 E-mail: sylva@baynet.net
 A division of Sylva Energy Systems Inc.

Printed Circuits in Minutes Direct From LaserPrint!



Use Standard Copper Clad Board
 20 Shts \$30/ 40 Shts \$50/ 100 Shts \$100
 Visa/MC/PO/Ck/MO \$4 S&H
 Techniks Inc.
 P.O. Box 463
 Ringoes NJ 08551
 ph. 908.788.8249 fax 908.788.8837
 http://vhelisea.ios.com/~techniks
 Retail Dealer Inquires Invited

TELEPHONE TEST DEVICES

2 Line Simulator \$185.00
 7 Line Simulator \$399.00
 Caller ID Simulator \$395.00
 20 HZ Ringing Module \$49.95
 9-1-1 Training System \$370.00
 * * * And Much More * * *

Check out our Web Site for detailed info about our unique line of test equipment. The CID-max Caller ID Simulator is a stand alone test unit that generates 10 different Caller ID messages per the Bellcore Specs!

http://www.infinet.com/~jectech

1-800-631-0349

Notch Filters

Zenith Test Chips

www.tfilter.com

Assembled		Kits	
1 to 2	\$ 30 each	1 to 2	\$ 20 each
3 to 9	\$ 25 each	3 to 9	\$ 15 each
10 to 49	\$ 16 each	10 to 20	\$ 9 each
50 or more	\$ 14 each	21 or more	\$ 7 each

Video Media
 P.O. Box 93/6025
 Margate, Fl. 33093-6025
 (954)-752-9202 Fax (954)-340-5201

THE COLLECTED WORKS OF MOHAMMED ULLYES FIPS

#166—By Hugo Gernsback. Here is a collection of 21 April Fools Articles, reprinted from the pages of the magazines they appeared in, as a 74-page, 8 1/2 x 11-inch book. The stories were written between 1933 and 1964. Some of the devices actually exist today. Others are just around the corner. All are fun and almost possible. Stories include the Cordless Radio Iron, The Visi-Talkie, Electronic Razor, 30-Day LP Record, Teleglasses and even Electronic Brain Servicing. Get your copy today. Ask for book #166 and include \$16.00 (includes shipping and handling) in the US and Canada, and order from CLAGGK Inc., P.O. Box 4099, Farmingdale, NY 11735-0793. Payment in US funds by US bank check or International Money Order. Allow 6-8 weeks for delivery. MA05



5-Channel Logic Analyzer

Jan. 1997 Electronics Now

Operates through your computer's printer port.

Three trigger modes
 No Power Required
 11 octave sample range

Save and Print Logic Displays

Surface Mount Components (Inside connector)

Kit: \$50.00
 Fully Assembled \$65.00

Specs:

No Channels: 5
 Sample Rate: 8-1 Mhz*
 No Samples: 5000
 Display screens: 35
 Timing Cursors: 2
 Trig Thresh: 2-3 V
 Timing Error: 5% <

Uses:

Student Projects
 Teaching Aid
 General Testing
 Production Testing
 Serial Data Analyzer
 Tech Sales / Demos
 Field Testing

American MicroTech Inc 219-482-3896

http://home.sprynet.com/sprynet/amtech
 E-mail: amtech@sprynet.com

ADAPT-11 68HC11 Modules for Solderless Breadboards

- miniature 2.0" by 2.8" module
- plugs vertically into solderless breadboard for easy development
- BOOT/RUN switch for easy programming via PC serial port
- all I/O lines on dual row connector



For just US\$74.95, our Starter Package (AD11SP) provides everything you need to get going fast! Now you can harness the power of the popular 68HC11 in your projects! Includes ADAPT-11 with 68HC11E2, providing 2K EEPROM (re-programmable), 8 channel 8-bit Analog-to-Digital Converter (ADC), hardware timers, counters, interrupts, Serial Peripheral Interface (SPI), Serial Communications Interface (SCI), and more! On-board RS-232 interface (cable included), 5-volt regulator, 8MHz crystal, reset circuit, and convenient program/run switch. Comes with non-commercial versions of HC11 Assembler, BASIC, & C, as well as handy utilities & example code. Includes Motorola 68HC11 Pocket Programming Reference Guide and manual with schematic. All you need is a PC to write & program your software, a DC power supply, and a solderless breadboard (or protoboard) to build your application circuits on for use our modular accessories.

Visa • MasterCard • American Express • Discover

TECHNOLOGICAL ARTS

309 Aragona Blvd., Suite 102, Box 418, Va Beach, VA 23462
 1644 Bayview Avenue, Box 1704, Toronto, ON M4G 3C2
 voice/fax:(416) 963-8996 www.interlog.com/~techart

UPGRADE YOUR COMPUTER!

WISAMC
 Welcome!

TECHNOLOGY ASSOCIATES

959 W. 5th St. • Reno, NV 89503
 (702) 322-6875 • Fax (702) 324-3900

www.techass.com • sales@hoopsware.com

Memory	Hard Drives	Modems
1Mb (1x8-70 ns) \$8	WD 1.2Gb IDE \$210	33.6 Int Fax/Modem \$68
4Mb (4x8-70 ns) \$22	WD 1.6Gb IDE \$250	33.6 Int USR Fax/Modem for Windows \$120
4Mb (1x32-60 ns) \$22	WD 2.1Gb IDE \$295	33.6 Int USR Fax/Modem PNP \$150
8Mb (2x32-60 ns) \$40	WD 2.5Gb IDE \$300	33.6 Ext USR Fax/Modem PNP \$175
16Mb (4x32-60 ns) \$80	WD 3.1Gb IDE \$340	33.6 Int USR Fax/Modem w/voice \$185
32Mb (8x32-60ns) \$160	WD 4.0 Gb IDE \$390	
GPU's	Video Cards	Sound Cards
Intel 486DX40D \$50	256K ISA VGA \$24	16-bit Sound Blaster Pro compatible \$27
AMD K5-90 \$65	Triton 8500 1Mb ISA SVGA \$37	VLB Multi I/O EIDE Sound Blaster 32 PNP \$115
AMD K5-FR100 \$85	Triton 9440 1Mb VLB SVGA \$38	
AMD K6-200 \$490	Triton 9680 1Mb PCI SVGA w/MPEG \$38	
Intel Pentium 100 \$115		
Cyrix 686-120 \$110		
Cyrix 686-133 \$145		
Intel Pentium 133 \$160		
Intel Pent Pro 160 \$540		
Motherboards	Miscellaneous	Controller Cards
486xxx PCI 256K \$95	1.44Mb FDD \$28	ISA Multi I/O IDE FDC 25/PIFG \$13
Pentium Intel Triton2 VX 256K pipeline \$110	1.2Mb FDD \$55	FDC 25/PIFG \$16
Pentium Intel Triton2 TX \$126 pipeline \$155	8X CD-ROM IDE \$99	
Pentium Pro \$280	16X CD-ROM IDE \$145	
	HP T1000 800Mb tape drive \$150	
	3-button serial mouse \$9	
	101-keyboard \$16	

Prices and availability subject to change without notice.
CALL FOR DAILY LOW PRICES!

BEST DEALER PRICING!

CABLE DIRECT

CONVERTERS • FILTERS
DESCRAMBLERS

IMPROVE YOUR IMAGE WITH
VIDEO STABILIZERS

**FREE
CABLE TV
CATALOG!**

**100%
MONEY BACK
GUARANTEE!**

**30 DAY
FREE
TRIAL!**

Now you can tune-in your favorite
cable TV programming
and **SAVE \$100'S** -
EVEN **\$1000'S** on premium
CABLE TV EQUIPMENT.



MODERN ELECTRONICS

1-800-906-6664

2609 S. 156TH CIRCLE • OMAHA, NE 68130
<http://www.modernelectronics.com>

PC-Based 60MHz DSO 100MHz DSO

\$749 \$999

- 2 channels, two 8-bit A/D
- 40 MSPS for both channels
- 32K memory per channel for longer sampling
- 20 MSPS glitch capturing to detect peaks (optional)
- With delay trigger mode to see events after trigger (optional)
- Designed and made in USA

Turn your PC into a test station with :

Dual 100 MHz Universal Counter **\$399**
6 MHz Sweep/Function Generator **\$549**

TC INSTRUMENTS INC.®

Tel: (909) 622-2006
Fax: (909) 622-7778
<http://www.tcinst.com>

**We
do OEM
Distributors wanted**

Tel: (954) 974-6864
Fax: (954) 974-6818

Gateway Products Corp.

Please mail orders to:
P. O. Box: 93-6397
Margate, FL 33093

Popular I.C.s <ul style="list-style-type: none"> LM324 ... 45¢ LM339 ... 45¢ LM358 ... 45¢ NE555 ... 40¢ LM556 ... 50¢ LM741 ... 40¢ <p>Deal U3: 12 pcs total, (2pcs of each)...\$5.00</p>	Transistors <ul style="list-style-type: none"> PN2222A ... 8¢ PN2907A ... 8¢ 2N3904 ... 8¢ 2N3906 ... 8¢ 2N4401 ... 8¢ 2N4403 ... 8¢ <p>Deal N8: 60 pcs total, (10pcs of ea.)...\$4.50</p>	Semiconductors <ul style="list-style-type: none"> 74LS174 ... 40¢ 74LS244 ... 45¢ 74LS245 ... 45¢ 74LS374 ... 45¢ LM386N ... 45¢ LM393N ... 40¢ MC1488 ... 45¢ MC1489 ... 45¢ 	DIODES <ul style="list-style-type: none"> 1N914 ... 4¢ 1N4148 ... 4¢ 1N4001 ... 1A/50V ... 4¢ 1N4004 ... 1A/400V ... 5¢ 1N4007 ... 1A/1kV ... 8¢ <p>Deal P7: 50 pcs total, (10pcs of ea.)...\$2.00</p>	RADIAL LYTICS <ul style="list-style-type: none"> 1uF/50V ... 8¢ 2.2uF/50V ... 8¢ 3.3uF/50V ... 8¢ 4.7uF/50V ... 8¢ 10uF/50V ... 8¢ 22uF/50V ... 10¢ 33uF/50V ... 11¢ 47uF/50V ... 12¢ <p>Deal A2: 40 pcs total, (5pcs of each)...\$3.00</p>	Ceramic Disc (All caps rated 50V) <ul style="list-style-type: none"> 10pF ... 7¢ 22pF ... 7¢ 27pF ... 7¢ 33pF ... 7¢ 47pF ... 7¢ 100pF ... 7¢ 150pF ... 7¢ 220pF ... 7¢ <p>Deal R4: 40 pcs total, (5pcs of each)...\$2.50</p>	Toggle Switches <p>Miniature size 1/4" Panel hole</p> <ul style="list-style-type: none"> on-on ... SPDT ... 50¢ on-off-on ... SPDT ... 60¢ on-on ... DPDT ... 70¢ on-off-on ... DPDT ... 80¢ <p>Deal S3: 8 pcs total, (2pcs of each)...\$5.00</p>
Popular CMOS <ul style="list-style-type: none"> CD4001B ... 30¢ CD4011B ... 30¢ CD4013B ... 40¢ CD4017B ... 50¢ CD4026B ... 40¢ CD4050B ... 40¢ CD4066B ... 40¢ CD4069B ... 40¢ <p>Deal V8: 16 pcs total, (2pcs of each)...\$5.00</p>	More Transistors <ul style="list-style-type: none"> MPSA05 ... 15¢ MPSA13 ... 15¢ MPSA27 ... 15¢ MPSA42 ... 15¢ MPSA56 ... 15¢ MPSA92 ... 15¢ <p>Deal Q2: 30 pcs total, (5 pcs of ea.)...\$4.00</p>	V. Regulators <ul style="list-style-type: none"> LM317T ... 89¢ 7805 ... 49¢ 7808 ... 49¢ 7812 ... 49¢ 7815 ... 49¢ 7818 ... 49¢ 7824 ... 49¢ 7905 ... 49¢ 7908 ... 49¢ 7912 ... 49¢ 7915 ... 49¢ 78L05 ... 39¢ 79L05 ... 39¢ 78L12 ... 39¢ 	Power Diodes <ul style="list-style-type: none"> 1N5401 ... 3A/100V ... 10¢ 1N5404 ... 3A/400V ... 11¢ 1N5408 ... 3A/1kV ... 12¢ 6A10 ... 6A/100V ... 32¢ 6A100 ... 6A/1kV ... 42¢ <p>Deal H8: 25 pcs total, (5pcs of ea.)...\$4.00</p>	RADIAL LYTICS <ul style="list-style-type: none"> 10uF/25V ... 8¢ 22uF/25V ... 8¢ 33uF/25V ... 8¢ 47uF/25V ... 8¢ 100uF/25V ... 10¢ 220uF/25V ... 12¢ 330uF/25V ... 19¢ 470uF/25V ... 23¢ <p>Deal A7: 40 pcs total, (5pcs of each)...\$4.00</p>	Ceramic Disc (All caps rated 50V) <ul style="list-style-type: none"> 270pF ... 7¢ 330pF ... 7¢ 470pF ... 7¢ .001uF ... 7¢ .01uF ... 7¢ .022uF ... 7¢ .047uF ... 8¢ .1uF ... 10¢ <p>Deal R7: 40 pcs total, (5pcs of each)...\$2.50</p>	DEAL W2...\$2.50 <p>120 pcs total (20 pcs of each: 10, 47, 100, 470, 1k, 4.7k. All 1/4W 5%.</p>
DEAL M3...\$5.00 <ul style="list-style-type: none"> 7805 7812 7905 7912 <p>12 pcs total (3pcs of each)</p>	More Transistors <ul style="list-style-type: none"> 2N2222A ... 30¢ 2N4124 ... 11¢ 2N4126 ... 11¢ 2N5401 ... 14¢ MPSH10 ... 13¢ 2N3055 ... 69¢ 	Crystals...99¢/ea <ul style="list-style-type: none"> 3.5795MHz, 4.000MHz 11.0MHz, 11.0592MHz 	1W Zener Diodes <ul style="list-style-type: none"> 1N4728A ... 3.3V ... 10¢ 1N4733A ... 5.1V ... 10¢ 1N4739A ... 9.1V ... 10¢ 1N4742A ... 12V ... 10¢ 1N4744A ... 15V ... 10¢ 1N4748A ... 18V ... 10¢ <p>Deal Z5: 30 pcs total, (5pcs of ea.)...\$3.00</p>	1A SCHOTTKY <ul style="list-style-type: none"> 1N5817 ... 1A/20V ... 22¢ 1N5818 ... 1A/30V ... 23¢ 1N5819 ... 1A/40V ... 24¢ <p>Deal Y8: 9 pcs total, (3pcs of each)...\$2.00</p>	Mono Caps...9¢/ea <ul style="list-style-type: none"> .01uF/50V .047uF/50V .022uF/50V .1uF/50V <p>Deal B5: 40 pcs total, (10pcs of ea.)...\$2.50</p>	400V BRIDGES <ul style="list-style-type: none"> 1Amp 4Amp DF04M ... DIP ... 40¢ W04M ... Round ... 35¢ KBL04 ... In-line ... 89¢ Deal X8: 8pcs total, (2pcs of each)...\$3.00
DEAL J1...\$3.50 <ul style="list-style-type: none"> 78L05 78L12 <p>10 pcs total (5pcs of each)</p>	More Transistors <ul style="list-style-type: none"> TIP31C ... 55¢ TIP32C ... 55¢ TIP117 ... 55¢ TIP120 ... 60¢ TIP125 ... 65¢ 	CHEAP STUFF <ul style="list-style-type: none"> TO-220 heat sink ... 29¢ Mini push-button ... 29¢ 30W solder iron ... \$3.95 6ft printer cable ... \$3.95 6ft VGA cable ... \$3.95 3-b serial mouse ... \$8.95 	Germanium Diodes <ul style="list-style-type: none"> 1N34A ... 15¢ 1N60 ... 15¢ 1N270 ... 30¢ <p>Deal G5: 18 pcs total, (6pcs of ea.)...\$2.50</p>	3A SCHOTTKY <ul style="list-style-type: none"> 1N5820 ... 3A/20V ... 32¢ 1N5821 ... 3A/30V ... 36¢ 1N5822 ... 3A/40V ... 36¢ <p>Deal Y9: 9 pcs total, (3pcs of each)...\$3.00</p>	Tantalum Caps <ul style="list-style-type: none"> 1uF/35V ... 18¢ 2.2uF/35V ... 22¢ 10uF/35V ... 49¢ <p>Deal T8: 15 pcs total, (5pcs of each)...\$3.50</p>	SOLDER ROLL <ul style="list-style-type: none"> SN63/37 .031" dia 1 Lb Roll <p>\$7.80</p>


\$10.00 minimum order. We accept VISA, MC, MO, Check, No-CODs. Please add \$5.00 for shipping & handling (foreign addresses: \$8.50). Florida addresses add your applicable county sales tax. Hours: Mon-Fri: 9AM to 5PM (EST). All new premium parts. Send for free Catalog.

CIRCLE 242 ON FREE INFORMATION CARD

KELVIN™ YOUR SOURCE FOR ELECTRONIC PROJECTS, COMPONENTS, TRAINERS & KITS EST. 1945

KELVIN'S METERS THE BEST PRICES!

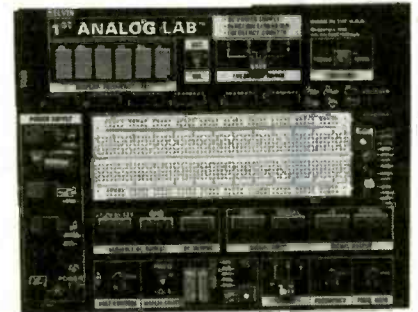
- 100LE** AC/DC Volts...DCA to 10A...Ohm Test...Diode Test...Continuity Buzzer... Battery Test... **990087...\$19⁹⁵**
- 150LE** AC/DC Volts...DCA to 10A...Ohms to 20M...Diode Test...Continuity Buzzer...Battery Test...Transistor Test... **990122...\$29⁹⁵**
- 200LE** AC/DC Volts...AC/DC Current to 10A...Ohms to 20M...Diode Test...Continuity Tester with Buzzer...Transistor Test...Autorangeing...10MΩ Input Impedance...Frequency Test range to 15MHz...Capacitance Test from 2,000 pf to 20mfd...+/- 0.5% Accuracy...3-1/2" LCD Display... **990123...\$49⁹⁵**
- 300LE** Autoranging to 3,200 counts...AC/DC Volts...AC/DCA to 10A...Ohms to 32M...Continuity Test...Diode Test... **990125...\$49⁹⁵**
- 400LE** AC/DC Volts...DCA to 20A...Ohms to 2,000M...Diode Test...Continuity Test...Transistor Test...Autorangeing Frequency to 20MHz with Duty Cycle...Cap. Test to 200mfd...Inductance Test to 20Hy...Maximum Hold... **990124...\$79⁹⁵**
- 250LE CAPACITANCE METER ONLY**
Zero Adjustment...9 Ranges...200pF-20,000 mfd... **990126...\$59⁹⁵**



1st BREADBOARD LAB™ Trainer

Easy to use; build circuits that are far from simple in function. Includes lab manual with 30 experiments, a 6"x6-1/2" breadboard for students to assemble circuits on and the basic components that most circuits use—right on the board, ready for easy wiring. Assembled. **GRADES 6 & UP**

Kit, 840739 **\$99**




1st ANALOG LAB™ Trainer

Economical. This is the ideal trainer to compliment textbooks on analog electronics. Built-in features include: **display readout** for frequency, audio, power and voltage (6 digit, 7-segment LED); **audio generator** (up to 60KHz) for sine, square and triangle waves; **frequency counter** (0-2MHz); **power supply** (0-12V DC, 5V DC fixed); and **wall adapter**. **GRADES 8 & UP**

Kit, 840891 **\$125**


Assembled, 840890 **\$195**



INTELIQ™ TRAINER 8088-Based

Compatible with IBM/PC computers and assembler languages; upwardly compatible to Intel 8088 series, 486 series & the Pentium processor. Enter machine code using keypad or download as Intel hex file. w/LCD display. Assembled. **GRADES 9 & UP**

840832..... **\$495**




BINARY QUARTZ CLOCK

A great conversation piece! Advanced students can explore binary and digital electronics with Kelvin's exclusive 24-hour binary quartz accurate clock. Features include a built-in alarm and bi-color LEDs. Comes with a DC wall transformer and detailed assembly instructions. **GRADES 9 & UP**
Kit, 840589 **\$87.95 or \$84.95 ea./10+**
Assembled, 840590 **\$129.95**

"I received the BINARY CLOCK today and assembled it in 3-1/2 hours. It worked great and is hanging on the wall in my living room. Everyone that sees it stares with fascination! They then ask, 'How do you tell time?' I then go into a lecture about binary numbers. Thank you very much."
-John Tillery

"This trainer (TROUBLESHOOTING TRAINER) has exactly what the textbooks & traditional theory labs are missing—instructor-controlled, fault-insert trainers which challenge students to learn potential troubleshooting and problem-solving habits at the very beginning of their technical training."
-David L. Miles, Maryland




TROUBLESHOOTING TRAINERS

WITH BUILT-IN TEACHER INPUTS
Make teaching electronic circuitry easy and cost-effective using actual electronic equipment, hardware and pre-wired circuits. These inexpensive trainers are easy to set up because they require no wiring or soldering. Common, built-in faults allow students to practice their skills.
Each trainer comes with a pre-wired PC board (8-1/2"x11"), plug-in AC wall transformer, 3-ring storage binder, working electronic circuits, DIP switches, student lab manual and teacher guide. Additional equipment may be required like, digital multimeter, oscilloscope (dual trace, 15MHz or higher) and a function/signal generator (1-2 MHz). Ideal for vocational, trade and 2-yr. schools. Assembled. **GRADES 9-COLLEGE**
AC Trainer, 840627 **\$195**
DC Trainer, 840626 **\$195**
Digital Trainer, 840856 **\$295**
Linear/Analog Trainer, 840857 **\$295**
Communications Trainer, 840951 **\$295**

TEL 1-800-KELVIN -WORLD (1-800-535-8469) or 1-516-756-1750...FAX 1-800-756-1025 or 1-516-756-1763
MAIL Kelvin, 10 Hub Dr., Melville, NY 11747...E-MAIL kelvin@kelvin.com...WEB www.kelvin.com
CIRCLE 249 ON FREE INFORMATION CARD

PRE-POST SELECTOR



HARRIS RF-551A, a highly selective bandpass filter for 2-29.999 Mhz range; functions as preselector for enhancing receiver signal reception or as post selector for reducing exciter output noise when used with 6 db pad (not supplied). Has five decade frequency control knobs and Hi-Lo Gain switch; N connection. 5.3x19x20, 36 lbs.
USED-EXCELLENT \$395
MANUAL, partial reproduction \$20

LS-103 P-A SPEAKER

Indoor/outdoor military speaker rated 30 watts 50-10000 Hz. Has 16 ohm coil and driver plus match transformer for 250, 500, 1000, 2500 ohm inputs. Also 19" dia trumpet, lock-joint to adjust angle and mounts to 7/8" dia pipe. Driver and coil 20.5"L; o/a 26"L, 28 lbs sh.



USED \$37.50, 2 for \$65
LS-103 without trumpet \$32.50, 2 for \$55
MT-128 TRIPOD for LS-103; extends 48" - 90"H; steel, 25 lbs sh.
USED \$25.00, 2 for \$45

HF SSB RECEIVER



R-1051B RECEIVER, covers 2-29.9999 Mhz AM-CW-LSB-USB-SSB using six decade band tuning + vernier; 500 Khz IF. Meters and controls for LSB & USB Levels; also BFO, 600 ohm audio & 50 ohm input impedance. Solid-state except for 3 tubes. Requires 115 VAC 50-400 Hz; 7x17.4x18.9, 85 lbs sh. **USED-CHECKED** \$690 \$350
MANUAL for R-1051B, partial repro \$45
SHOCKMOUNT, new \$22
R-1051G, later IC-version of above, **CHECKED** \$795 \$625

Prices F.O.B. Lima, O. • VISA, MASTERCARD Accepted.
 Allow for Shipping • Write for latest Catalog
 Address Dept. ES • Phone 419/227-6573 • Fax 419/227-1313

FAIR RADIO SALES

1016 E. EUREKA • Box 1105 • LIMA, OHIO • 45802

REMOTES

Remote Control for Any Application

NEW NEW NEW NEW NEW

3.5" x 2.75"

\$69⁹⁵



- 3 Channel Receiver
- Channel 1 - 5 amp Relay, N/O, N/C
- Channel 2 and 3 Digital Outputs
- Compatible with 2 Button or 4 Button Remote
- Code Hopping Receiver at 434 Mhz
- Compatible with All Garage Doors and Some Car Alarms

2.75" x 2.75"


\$99⁹⁵



- 6 Channel Receiver with Digital Outputs
- All Channels are Programmable for Momentary, Latched, Latched with Condition 30-60-90 Sec. Timed Outputs
- Code Hopping Receiver at 434 Mhz
- Compatible with 2 Button or 4 Button Remote
- Compatible with Some Car Alarms

1.25" x 1.75"


\$29⁹⁵



- 2 Button - 3 Channel Remote
- Extra Long Range 434 Mhz with S.A.W. Resonator
- Push Both Buttons together for Channel 3

1.25" x 1.75"

\$39⁹⁵



- 4 Button - 15 Channel
- Extra Long Range 434 Mhz S.A.W. Resonator
- Push Combination of Buttons together for Channel 5 through 15, i.e.: Push Button 1 and 2 together for Channel 5

Street Smart Security • 800-908-4737

7147 University Avenue • La Mesa, CA 91941

Send, Fax or Call Order In - Use Credit Card or Check. Fax (619) 462-0652

The Greatest Thing Since Sliced Bread


Our free Consumer Information Catalog lists more than 200 free and low-cost government booklets that are helpful and practical. To get your free copy, send your name and address to:

Consumer Information Center
 Department GT
 Pueblo, Colorado 81009

MICRO SIZE CCD VIDEO CAMERAS

MB-750U
 Video Camera
\$99.95

MB-705UX
 C-Mount Camera
 with Lens Included;
 8 or 12mm Lens



Micro Lipstick Cameras for Teleconferencing.

PANASONIC & SONY
 Imaging Distributor

Polaris Industries


New Literature Available for All Models. Same Day Shipping from Stock!

1-800-752-3571

Visit Polaris Ind. Web Site at:
<http://www.polarisusa.com>



470 Armour Drive NE • Atlanta GA 30324 • Tech Info: 404-872-0722 • FAX 404-872-1038



Send us email or a SASE for your FREE catalog.

μLink™ Infrared Remote Control System

- 4 Function IR Transmitter (pcb 1.1"x 1.9") #IRTX4-A
 - 4 Function IR Receiver (pcb 1.1"x 1.9") #IRRX4-A
 - Receiver can LEARN up to 4 transmitters!
 - Each transmitter can have a different access level!!!
 - RX outputs modes: 1-4 toggle, or 1&4 pulse 2&3 toggle.
 - Up to 9m Range! Great for security and hobby applications!
- Only \$39.⁹⁵/pair + S&H, additional IRTX4-A units \$19.⁹⁵

SURFACE MOUNT KITS:

- Pager Decoder Interface
- Wireless FM Microphone

SERVICES:

- Circuit Board Manufacturing
- PIC Programming

Orders: 1-800-417-6689

email: iecorp@i-e-c.com

web: www.earthlink.net/~iecorp

IEC ♦ PO Box 52347 ♦ Knoxville TN 37950

Member IPC

Copyright ©1997 International Electronics Corp.

WE HAVE IT ALL! Surveillance

- Infinity Transmitters
 - FM Wireless Transmitter Kits
 - Vehicle Tracking Systems
 - Bug Detectors • Caller I.D.
 - Telephone Register with Printer
 - Long-play Recorders
 - Wired Mikes • Shotgun Mikes
 - Telephone Recording Adapters
 - Alcohol Testers • Drug Testers
 - Telephone Scramblers
 - Hidden Video Cameras
 - Telephone Tap Detectors
- MUCH, MUCH, MUCH MORE.**

Our 27th Year!

Small catalog FREE. Larger catalog send \$5.

Mail Order only. Visa, MasterCard and

C.O.D. accepted for equipment only.

Inquire for dealers' prices.

A.M.C. SALES, INC.

193 Vaquero Dr. • Boulder, CO 80303

Mon.-Fri. 8 a.m.-5 p.m. Mtn. Time

800-926-2488

(303) 499-5405 • Fax (303) 494-4924

Internet: <http://www.siteleader.com/catalogdepot/AMCSC-home.html>

E-mail: amc-sales@siteleader.com

Laser Modules **29\$**

Variety of laser modules from 635 to 830 nm with 5-40 mW output power. World Star Tech. also has TTL modulated laser modules, adjustable focus laser modules, line generators and etc.

Laser Pointer **29\$**

Pen-size laser pointer has a range of 150-200 yard with high quality laser beam.

Ask for laser modules and laser pointers catalog

World Star Technologies, Inc.

20 Carlton Str. Unit 1626 Toronto, MSB 2H5 Canada

Ph. 416 204 6298 Fax. 416 596 7619 laser@arcos.org

You can visit us on <http://web.arcos.org/laser>

New Surveillance Devices!

Smoke Alarm and Table Clock Video Cameras
Ultra miniature video cameras hidden in smoke alarm or alarm clock - your choice. Wide field of view and super .1 lux low light sensitivity! Undetectable!

SC-800 High quality B/W with 420 lines of resolution for ultra sharp images. Direct output of video and audio. **\$189.95 ea.**

Best price on surveillance cameras anywhere!

Telephone Transmitter Kit hidden in dual modular adaptor
Transmits both sides of conversation to any FM radio up to 1/4 mile. "SnapKit" technology. Uses phone line for power and antenna. Goes completely unnoticed. **MA-100 \$25.95**

THR-12 12 Hour Telephone Recorder
High quality cassette deck plugs directly into telephone jack! Records up to 12 hours of conversations on a single cassette. Recording starts and stops automatically when phone is used! **Visa/MC (800)594-1047**

Free shipping! Check/MO. Question line: (972)255-7490

Seymour-Radix Inc. Box 166055-N Irving, TX 75016

Now you can visit us on the Internet at: <http://www.why.net/home/sr/>



To learn more about life-saving techniques, call your Red Cross.



THE CABLE STORE

CABLE TV CONVERTERS AND DESCRAMBLERS

ABSOLUTELY THE LOWEST PRICES!

WE WILL NOT BE UNDERSOLD. NOBODY BEATS OUR PRICES, EVER!
ALL MAJOR BRANDS • 30 DAY FREE TRIAL/MONEY BACK GUARANTEE
SPECIAL DEALER PRICING AND QUANTITY DISCOUNTS

1-800-390-1899

2221 Peachtree Road Suite 144, Atlanta, GA 30309 * <http://www.adpage.com/cablestore>
Sorry no GA sales. No satellite equipment. Anyone implying cable theft will be denied service.

RECONDITIONED TEST EQUIPMENT

DO YOU NEED NEW EQUIPMENT BUT DON'T WANT TO PAY NEW PRICES ?

**10 DAY RIGHT OF RETURN
60 DAY WARRANTY
ON ANY ITEM**

Tektronix 7603 System

DC-75Mhz Bandwidth
CRT Readout
6.5 inch CRT **\$595**



This 7603 system is the best performer for money.
Supplied with 3 plug-ins, making it a 4 channel scope
2 7A18 Amplifiers 1 7B53A timebase

Rackmount system also available
No CRT Readout **\$495**

Included Accessories
2 new probes and operators manual

HEWLETT PACKARD 8640B

The 8640B is a 0.5 to 512Mhz Signal Generator with optional coverage to 1024 Mhz. This generator is also a 550Mhz counter.

The 8640B Features:

- low SSB phase noise
- +19 to -145 dBm output power range
- Calibrated, metered AM, FM, and Phase Modulation
- Internal Phase lock/synchronizer, digital frequency

\$1,295



Option 001 20hz to 600Khz internal audio oscillator **ADD \$150**
Option 003 50Watt reverse power protection **ADD \$150**

HEWLETT PACKARD 8640B 0.5 TO 1024MHZ \$1,995

HIGH POWER BURN-IN SUPPLY

SORENSEN DCR 4-800T

This 5KW high power programable supply is designed to meet requirements for the burn-in market.


4 Volt 800Amp. **\$695**



HP 8660C Mainframe

Programmable Signal Generator

- 1Hz Resolution
 - Ten digit display
 - Sweeps
- (plug-ins sold separately) **\$995**



HP 11661B \$595

(option 100) Extends frequency

Sorensen DCR 20-25B-2 20volts 25 amps \$495

HP 5340A Frequency counter 10Hz to 18Ghz \$1,595

HP 8601A AM/FM signal generator .5 to 512Mhz \$495

Racal Dana 9082P synthesized signal generator
1.5 to 520Mhz \$1,095

OVER 3000 ITEMS IN STOCK

CALL (800) 435-1516

BUY-SELL-TRADE


Visa and Mastercard Accepted

FAX US YOUR WANT LIST TODAY

Plug-in	Specifications	Price
86601A	RF section 10Khz to 110Mhz -146 to +13dBm output	\$495
86602B	RF section 1 to 1300Mhz -146 to +10dBm output	\$795
86603A	RF section 1 to 2600Mhz -136 to +13dBm output	\$1,995
86632B	AM and FM modulation	\$595
86635A	Phase and FM modulation	\$795

Tektronix 465

100Mhz at 5mV/div
2 Channel **\$595**
2nS/div Sweep Rate
X10 Sweep Magnification



These scopes weigh 23lbs, Width 13.1 inches,
Height 6.3 inches, Depth 18.1 inches

Tektronix 475

200Mhz at 5mV/div
2 Channel **\$750**
1nS/div Sweep Rate
X10 Sweep Magnification
Trigger View

Included Accessories: 2 new probes, operators manual,
pouch, and cover.

Tech-Systems Electronics, Inc.

1309 Hwy 71 Belmar, NJ. 07719

PH: 800-435-1516 FX: 908-280-0111

CIRCLE 273 ON FREE INFORMATION CARD

**WHY BUY NEW ?
BUY USED**

Our Complete Catalog is now online

http://www.cir.com

CIRCUIT SPECIALISTS INC.

Check Out What We Have To Offer:

Fantastic DMM Offer!!!

Don't let the price fool you. This meter is a digital multimeter designed for engineers and hobbyists. Equipped with 5 functions and 19 ranges. Each test position is quickly and easily selected with a simple turn of the FUNCTION/RANGE selector rotary switch.

Rubber Boot Included

General

Display: 3-1/2 Digit LCD, 21mm Figure Height with Automatic Polarity

Overrange Indication: 3 Least Significant Digits Blank

Temperature for Guaranteed Accuracy: 23°C±5°C RH<75%

Temperature Ranges:

Operating: 0°C to 40°C (32°F to 104°F)

Storage: -10°C to 50°C (14°F to 122°F)

Power: 9V Alkaline or Carbon-Zinc Battery (NEDA1604)

Low Battery Indication: BAT on Left of LCD Display

Dimensions: 188mm long x 87mm wide x 33mm thick

Net Weight: 400g

DC Voltage (DCV)

Range: Resolution: Accuracy:

200mV 100µV

2000mV 1mV

20V 10mV ±(1%rdg+2dgts)

200V 100mV

1000V 1V

Maximum Allowable Input: 1000V DC or Peak AC.

DC Current (DCA)

Range: Resolution: Accuracy:

200µA 100nA

2000µA 1µA

20mA 10µA ±(1.2%rdg+2dgts)

200mA 100µA

10A 10mA ±(1.2%rdg+2dgts)

Overload Protection: mA Input, 2A/250V fuse.

AC Voltage (ACV)

Range: Resolution: Accuracy:

200V 100mV ±(1.2%rdg+10dgts)

750V 1V

Frequency Range: 45Hz-450Hz

Maximum Allowable Input: 750V rms

Response: Average Responding, Calibrated In rms of a Sine Wave.

CAT NO DESCRIPTION PRICE

9300G Rugged High Quality DMM with Rubber Boot \$19.00

\$19.00 any qty



Our Best Offer Ever on a

High Quality Full Sized DMM

Switchable Scope Probe Sets

(Selectable X1/Ref/X10)

These high quality scope probe sets are for oscilloscopes up to 60MHz (model HP 9060) or 150MHz (model HP9150). Both sets include a handy storage pouch and include an IC test-hook adapter for the probe. The BNC connector rotates to avoid cable tangle or kink. Cable length is 1.4 meters.

CAT NO DESCRIPTION 1 10 100 PRICE EACH

HP-9060 Scope Probe Set DC~60MHz \$16.49 \$14.49 \$11.58

HP-9150 Scope Probe Set DC~150MHz 24.95 21.95 18.62

Etching Chemicals/Ferric Chloride

A dry concentrate that mixes with water to make 1 pint of etchant, enough to etch 400 sq. inches of 1oz board.

CAT NO DESCRIPTION PRICE EACH

ER-3 Makes 1 pint \$3.50 \$2.75



Positive Photo Resist Pre-Sensitized Printed Circuit Boards

These pre-sensitized printed circuit boards are ideal for small production runs. They provide high resolution and excellent line width control. High sensitive positive resist coated on 1oz. copper foil allows you to go direct from your computer plot or art work layout. No need to reverse art.

Single-Sided, 1oz. Copper Foil on Paper Phenolic Substrate

CAT NO	DESCRIPTION	PRICE EACH		
		1	10	50
PP101	100mm x 150mm/3.91" x 5.91"	\$2.55	\$1.90	\$1.70
PP114	114mm x 165mm/4.6" x 6.6"	2.98	2.45	1.98
PP152	150mm x 250mm/5.91" x 9.84"	5.40	3.98	3.60
PP153	150mm x 300mm/5.91" x 11.81"	6.15	4.48	4.10
PP1212	305mm x 305mm/12" x 12" NEW!	12.78	10.65	8.52

Single-Sided, 1oz. Copper Foil on Fiberglass Substrate

CAT NO	DESCRIPTION	PRICE EACH		
		1	10	50
GS101	100mm x 150mm/3.91" x 5.91"	\$ 3.90	\$2.98	\$2.60
GS114	114mm x 165mm/4.6" x 6.6"	4.80	3.49	3.20
GS152	150mm x 250mm/5.91" x 9.84"	8.69	5.98	5.78
GS153	150mm x 300mm/5.91" x 11.81"	10.20	7.20	6.80
GS1212	305mm x 305mm/12" x 12" NEW!	18.88	15.73	12.59

Double-Sided, 1oz. Copper Foil on Fiberglass Substrate

CAT NO	DESCRIPTION	PRICE EACH		
		1	10	50
GD101	100mm x 150mm/3.91" x 5.91"	\$ 5.07	\$3.68	\$3.38
GD114	114mm x 165mm/4.6" x 6.6"	5.95	4.29	3.99
GD152	150mm x 250mm/5.91" x 9.84"	10.47	7.39	6.98
GD153	150mm x 300mm/5.91" x 11.81"	11.95	8.69	8.30
GD1212	305mm x 305mm/12" x 12" NEW!	22.09	18.35	14.68



Developer This product is used as the developer on our positive photo-resist printed circuit boards. Includes instructions. 50 gram package, mixes with water, makes 1 quart.

CAT NO	DESCRIPTION	PRICE EACH		
		1	10	25
POSDEV	Positive Developer	\$.95	\$.80	\$.50



Etching Tank This handy etching system will handle PC boards up to 8" x 9", two at a time. Ideal for etching your PCB's! System includes an air pump for etchant agitation, a thermostatically controlled heater for keeping etchant at optimum temperature and a tank that holds 1.35 gallons of etchant. A tight fitting lid is also supplied to prevent evaporation when system is not being used. Typical etching time is reduced to 4 minutes on 1oz. copper board!

REDUCES ETCHING TIME! **CAT NO DESCRIPTION PRICE**


12-700 Etch Tank System \$37.95

Removeable Hard Drive Racks

The ideal solution for protecting highly sensitive data. Or, buy one computer and allow individual users to keep their hard drive with their own applications and set-ups. Just turn the system off, lift the handle and the hard drive pops right out. Key lock included to avoid accidental or unauthorized removal. Includes hard drive activity LED's. Rack includes mounting hardware, keylock, front panel LED, convenient pull out handle. Made from high impact ABS plastic. Fits in 5.25" bay.

Features: • Ideal for Hard Drive Portability • Solve Software Data Security Issues • Carry Your Hard Drive Between Home and Office • Each User Can Have His or Her Personal Hard Drive

CAT NO	DESCRIPTION	PRICE
SpecialHDRACK-IDE	For IDE Hard Drive	\$14.95



SEE OUR ON-LINE CATALOG AT www.cir.com

Digital Panel Meters (LCD & LED)

Don't let the prices fool you. These digital panel meters are not surplus, so even if you design them into an ongoing manufactured product, you can be assured of continued availability. These high quality digital panel meters are decimal point selectable with guaranteed zero reading at zero volts input.



Applications Include:

- Voltmeter
- Thermometer
- pH Meter
- dB Meter
- Watt Meter
- Current Meter
- Capacitance Meter
- LUX Meter
- LCR Meter
- Other Industrial & Domestic Uses

PM-128: 3-1/2 LCD Digital Panel Meter

PM-129: 3-1/2 LED Digital Panel Meter

Features

- 200mV Full Scale Input Sensitivity
- PM-128 - Single 9VDC Operation
- PM-129 - Single 9VDC Operation
- Decimal Point Selectable
- PM-128 - 13mm Figure Height
- Automatic Polarity Indication
- Guaranteed Zero Reading for 0 Volt Input
- High Input Impedance (>100Mohm)

Specifications - PM-128/PM-129

Maximum Input	: 199.9mV DC
Maximum Display	: 1999 counts (3-1/2 Digits) w/Automatic Polarity Indication
Indication Method	: PM-128 - LCD Display PM-129 - LED Display
Measuring Method	: Dual-Slope Integration A/D Converter System
Overrange Indication	: "1" Shown In the Display
Reading Rate Time	: 2-3 Readings per sec.
Input Impedance	: >100 Mohm
Accuracy	: +/-0.5% (23+-5°C, <80% RH)
Power Dissipation	: PM-128 - 1mA DC PM-129 - 60mA DC
Decimal Point	: Selectable w/Wire Jumper
Supply Voltage	: PM-128 - 9V DC PM-129 - 9V DC
Size	: 67mm x 44mm

Specifications - PM-328

Maximum Input	: 199.99mV DC
Maximum Display	: 19999 counts (4-1/2 Digits) w/Automatic Polarity Indication
Indication Method	: LCD Display
Overrange Indication	: "1" Shown In the Display
Input Impedance	: >100 Mohm
Accuracy	: +/-0.05% (23+-5°C, <80% RH)
Power Dissipation	: 1mA DC
Decimal Point	: Selectable w/Wire Jumper
Supply Voltage	: 9V DC
Size	: 67mm x 44mm

AS LOW AS \$5.25 ea.

CAT NO	DESCRIPTION	PRICE EACH				
		1	10	25	100	250
PM-128	3-1/2 Digit LCD Panel Meter	\$ 9.90	\$ 7.09	\$ 6.40	\$ 5.86	\$ 5.25
PM-129	3-1/2 Digit LED Panel Meter	11.49	9.54	8.67	7.95	6.95
PM-328	4-1/2 Digit LCD Panel Meter	19.88	16.40	14.90	13.66	11.93



Ball Bearing 12V DC Fans

These High Quality Fans feature Ball Bearings and Brushless DC Motors. All of them are designed to meet UL, CSA & VDE Standards. Design these fans into power supplies, computers or other equipment requiring additional air flows for heat removal. These fans are regular Circuit Specialists stock items — they are not surplus.

INDUSTRY BEST PRICING!

CAT NO	PRICE EACH			
	1	10	25	100
CSD 4010-12	\$ 9.88	\$ 6.38	\$ 5.48	\$ 4.87
CSD 6025-12	9.38	5.91	5.41	4.71
CSD 8025-12	8.88	5.85	5.19	4.49
CSD 9225-12	8.95	6.14	5.29	4.59
CSD 1225-12	11.45	8.96	7.82	6.85

Specifications

CAT NO	DIMENSIONS (MM)	RATED VOLTAGE (V)	START VOLTAGE (V)	INPUT CURRENT (A)	AIR FLOW (CFM)	STATIC PRESSURE (INCH-H ₂ O)	SPEED (RPM)	NOISE LEVEL (dB)	WEIGHT (g)
CSD 4010-12	40x40x10mm	12	7	0.06	5.1	0.19	5,500	26	20
CSD 6025-12	60x60x25mm	12	5	0.13	13.7	0.165	4,500	28	65
CSD 8025-12	80x80x25mm	12	5	0.16	37.8	0.177	3,000	31	80
CSD 9225-12	92x92x25mm	12	5	0.32	42	0.18	2,800	37	95
CSD 1225-12	120x120x25mm	12	5	0.35	62	0.180	2,500	42	135

- SOLDER
- SOLDER
- SOLDER
- SOLDER
- SOLDER
- SOLDER

Westock high quality 60/40(Sn%/Pb%), .031" and 63/37, .031" diameter. This is prime JIS certified solder that we maintain as a regular stock item (It is not "Left-overs, Rejects or Surplus") and you can buy it from us at a fraction of the price that you are used to.

Tired of Paying Inflated Prices for Solder?

CAT NO	DESCRIPTION	1	10	25
RH60-1	1-lb. Spool, .031", 60/40	\$ 6.90	\$ 5.96	\$ 5.30
RH63-1	1-lb. Spool, .031", 63/37	6.95	6.10	5.41
RH60-4	4.4-lb. Spool, .031", 60/40	24.00	21.90	17.92
RH60-TUBE	6-oz. Tube, .031", 60/40	.99	.89	.79



CCD Camera - IR Responsive

As Low As \$85!!

This black and white monochrome CCD Camera is totally contained on a PCB (70mm x 46mm). The lens is the tallest component on the board (27mm high from the back of the PCB) and it works with light as low as 0.1 lux. It is IR Responsive for use in total darkness. It comes with six IR LED's on board. It connects to any standard monitor, AUX or video input on a VCR or through a video modulator to a TV. Works with a REGULATED 12V power supply (11V-13V). Hooks up by connecting three wires: red to 12V, black to ground (power & video) and brown to video signal output.



Power Supply Regulating Kit for CA-H34 This simple kit is designed to fit onto the back of the CA-H34 CCD camera. It resolves the problem of hooking up the camera to an UNREGULATED supply (which damages the camera) by providing safe regulated power from any 12V-14V DC supply. It also provides regulated 12V DC from a 12V AC source.

CAT NO	DESCRIPTION	1	5
CA-H34A	PCB Mounted IRCCD Camera	\$99.00	\$85.00
A34	Power Supply Regulating Kit	\$6.95	----

SEE OUR ON-LINE CATALOG AT www.cir.com

CIRCUIT SPECIALISTS, INC.

SINCE 1971

800-811-5203
602-464-2485
602-464-5824(FA X)

WE ACCEPT:



RECEIVE OUR LATEST 132 PAGE CATALOG!

It's chock full of all types of electronic equipment and supplies. We've got I.C.'s, capacitors, resistors, pots, inductors, test equipment, breadboarding supplies, PC supplies, industrial computers, data acquisition products, personal computers and computer parts, plus much, much more. FAX us your name and address or call 800-811-5203, ext. 5, to leave a message on our catalog request line.



ACTIVE MICRO

WE WANT YOUR EXCESS INVENTORY

- INTEGRATED CIRCUITS
- MEMORY (NEW OR USED)
- EPROMS (NEW OR USED)
- PALS
- GALS (NEW OR USED)
- BOARDS (WITH MEMORY)



TEL: 562-494-4851 FAX: 562-494-4913

1891 OBISPO AVE SIGNAL HILL, CA 90804

Write **PIC** programs in **BASIC!**

\$99⁹⁵



PicBasic Compiler

BASIC makes it easy for you to program the fast and powerful Microchip PIC microcontrollers.

- ❖ Expanded BASIC Stamp 1 compatible instruct'ns
- ❖ True compiler provides faster program execution and longer programs than BASIC interpreters
- ❖ In-line assembler and Call support
- ❖ **New Features!** Peek & Poke, I2Cin & I2Cout
- ❖ Supports PIC16C6x, 7x and 8x microcontrollers

PicBasic Compiler Bundle - \$179.95

Includes: PicBasic Compiler, EPIC Programmer, AC Adapter, 25 Pin Cable, PICProto18 and PIC16F84

*BASIC Stamp is a trademark of Parallax, Inc.

microEngineering Labs, Inc.

Box 7532 Colorado Springs CO 80933

(719) 520-5323 FAX 520-1867

http://www.melabs.com



One tree can make 3,000,000 matches.



One match can burn 3,000,000 trees.



A Public Service of This Magazine
The Advertising Council

LASERS

Pen & Pointer in One

- Four Times Brighter
- Mont Blanc™ Style Pen
- One Year Warranty



This laser pointer functions as a fine writing instrument and laser pointer all in one. The push-button activated 650nm laser in this pointer appears four times brighter than standard laser pointers. Output power: 3.5 to 4.5 milliwatts. Includes batteries and gift box.

Cat. #: LPPEN **EXCEPTIONAL PRICE!!!** \$57.00

FREE CATALOG

- Helium-Neon
- Argon
- Semiconductor
- Ruby
- Scanners
- Lightshow Equipment

30 Day Satisfaction Guarantee.



Midwest Laser Products

Email: mlp@mlnx.com

P.O. Box 262, Frankfort, IL 60423

http://www.midwest-laser.com

Phone: (815) 464-0085 FAX: (815) 464-0767

Please include \$7.50 S&H within US. IL res. add 7.75% sales tax. VISA / MC Accepted

Robotic Arm Kit \$195.00



Build your own functional Robotic Arm

The kit comes complete with all hardware, base enclosure, structural components, 6 Hitec servos, MiniSSC servo controller kit, Quick Basic software and an illustrated assembly manual. This robotic arm can be controlled from any micro with a serial port! It makes an excellent addition to a small mobile robot base as well as a great foundation for artificial intelligence experiments and teaching motion control. Check out our web site for more information and other robot kits.

- Mobile version \$250.00
- Micromouse kit \$95.00
- Mobile Robots Book \$40.00



Quantity discounts available. S&H charges: \$7.50 for USA and Canada, \$25.00 for International Airmail, call for quantity shipping charges. IL residents add 6.25% sales tax to total.

Send check or money order to
Technical Service & Solutions
104 Partridge Road
Pekin, IL 61554-1403 USA

Tel: 309-382-1816

Fax: 309-382-1254

www.lynxmotion.com

jfrye@lynxmotion.com



Take Stock in America **U.S. SAVINGS BONDS**

A public service of this magazine



CABLE T.V. Converters & Equipment WISE PRODUCTS

30-day money back 1-year warranty

Dealers Welcome!

1-(800) 434-2269

Visa, MC, Amex, COD



EZ-EP DEVICE PROGRAMMER - \$169.95

Fast - Programs 27C010 in 23 seconds.

Portable - Connects to PC Parallel Port.

Versatile - Programs 2716-080 plus EE and Flash (28F,29C) to 32 pins.

Inexpensive - Best for less than \$200

• Correct implementation of manufacturer algorithms for fast, reliable programming.

• Easy to use menu based software has binary editor, read, verify, copy, etc. Free updates via bbs or web page.

• Full over current detection on all device power supplies protects against bad chips and reverse insertion.

• Broad support for additional devices using adapters.

Adapters Available

EP-51 (8751,C51)	\$39.95
EP-11 (68HC11 E/A)	\$59.95
EP-PIC (16C5x,61,62x,71,84)	\$49.95
EP-PIC64 (16C82,63,64,65,73,74)	\$39.95
EP-PEEL (IC1 22V10, 20G10, 18V8)	\$59.95
EP-SEE (93x,24x,85x)	\$34.95
EP-16 (16B1 40 Pin EPROMs)	\$49.95
EP-49 (8742,48,49)	\$49.95
EP-750 (87C750,751,752)	\$59.95
EP-Z8 (Z86E03,04,05,06,07)	\$39.95
EP-55 (8755)	\$39.95
EP-51-PLCC (8751,C51)	\$59.95
EP-PIC-SOIC (16C5x,61,62x,71,84)	\$59.95
EP-PLCC (PLCC EPROMs)	\$49.95
EP-SOIC (SOIC EPROMs)	\$49.95
EP-LCC (LCC EPROMs)	\$49.95

M'L Electronics

3526 Jasmine #4; Los Angeles, CA 90034

310/837-7818 Fax/BBS: 310/841-6050

http://www.ca.ucla.edu/cs/cs-grads/gc3/loving/www/m2.html
CA orders add 8.25% sales tax. Ground shipping - \$5; 3 Day - \$7; 2 Day \$10; Overnight \$17; COD \$4.75.

**FREE CATALOG
CALL TOLL FREE
1-800-338-0531**

E-Mail: xpress@parts-express.com




**Parts
Express™**

**UNBELIEVABLE
VALUE!**

X-10 POWERHOUSE
LIGHTS AND HOME AUTOMATION

Check our catalog for a full line of X-10 Home Security and Home Automation products.



Weller WLC100 Soldering Station

The Weller WLC100 solder station is ideal for the professional, serious hobbyist, or kit builder who demands higher performance than usual of a standard iron, but without the high cost of an industrial unit. Power is adjustable from 5 to 40 watts. Includes 40 watt pencil iron. UL approved. Net weight: 1-3/4 lbs.



**SUPER
VALUE**

#EN-372-120

\$39⁹⁵
EACH

**"The Sound Bridge" FM Stereo
Wireless Transmitter**

The Sound Bridge is a mini FM wireless transmitter that can be used to broadcast stereo sound from any audio source like portable CD players, TVs, electronic games, CD-ROM, even computer soundcards, to your home stereo receiver! Adjustable from 89 to 95.5 MHz.



**HOT
NEW
ITEM!**

#EN-249-220

\$14⁹⁵
EACH

**3 Way Indoor/Outdoor
Speaker System**

These are the best sounding little speakers you can find at anywhere near this price! Perfect for rear channel use in a home theatre system or for outdoor use. Features 4" polypropylene woofer, 2" polycone midrange, 3/4" dome tweeter housed in a weatherized polystyrene enclosure. Frequency response: 90-20,000 Hz. Impedance: 4 ohms. Power handling: 30 watts RMS/60 watts max. Mounting brackets included. 7-1/4" H x 4-5/8" W x 4-3/8" D. Net weight: 6 lbs.



#EN-319-020 (Black)

#EN-319-025 (White)

Compare
To
\$45⁰⁰
PAIR

Special
\$29⁹⁵
PAIR

Home Theatre In-Floor Subwoofer

To fully appreciate the potential of movie soundtracks, a dual voice coil subwoofer is a must! Many film special effects are extremely demanding in the low frequency range and require a subwoofer that can duplicate explosions, earthquakes, even the footsteps of Tyrannosaurus Rex! This subwoofer fits the bill by featuring a 10" dual voice coil woofer for true stereo operation and high pass filters for your main speakers. The most unique feature of this subwoofer is the fact that it is designed to be mounted in between the floor joists in new and existing home constructions. Simply mount the in-floor sub to the joists and mount a heat register grill above opening in subwoofer front enclosure. The subwoofer is now totally out of view and ready to rumble! Includes detailed installation manual.



Specifications: 10" dual voice coil treated paper cone woofer with poly foam surround ♦ Frequency response: 30-100 Hz ♦ Nominal impedance: 8 ohms per coil ♦ Power handling: 100 watts RMS channel/140 watts max ♦ SPL: 89 dB 1W/1m ♦ Dimensions: 27" D x 14-5/8" W x 9" H ♦ Net weight: 29 lbs.

#EN-300-445

\$139⁹⁵
EACH

Peak Instrument Co.

"The Woofer Tester"

Peak Instrument Co. proudly introduces "The Woofer Tester". Just ask any loudspeaker engineer, and they will tell that the only way to design enclosures of the correct size and tuning is to measure the Thiele-Small parameters for the actual drivers to be used. The reason? Manufacturers published specs can be off by as much as 50%! But until now, measuring the parameters yourself required expensive test equipment and tedious calculations, or super expensive measurement systems (\$1,200 to \$20,000). The Woofer Tester changes all that.

Finally, a cost effective, yet extremely accurate way to derive Thiele-Small parameters, in only minutes! The Woofer Tester is a combination hardware and software system that will run on any IBM compatible computer that has EGA or better graphics capability and an RS232 serial port. The Woofer Tester will generate the following parameters: Raw driver data: Fs, Qms, Qes, Qts, Vas, BL, SPL @ 1W/1m, Mmd, Cm, and Rm. Sealed box data: Fsb and system Q. Vented box data: Fsb, na, alpha, and Q loss. The Woofer Tester system includes hardware, test leads, serial cable, AC wall adaptor, detailed instructions, and software.

#EN-390-800

\$249⁰⁰
EACH

**QUICKLY AND
ACCURATELY
MEASURES: Fs,
Qms, Qes, Qts, Vas,
BL, SPL @ 1W/1m,
Mmd, Cm, and Rm
IN MINUTES!**

• 30 DAY
MONEY BACK
GUARANTEE

• 1 YEAR WARRANTY • SAME DAY SHIPPING

5 Foot Stereo RCA Patch Cord

High quality, Japanese made patch cord features color coded RCA plugs on each end for easy polarity identification. Molded strain reliefs for extra long life and durability. Limited availability.



Part #	Description	Price (1-9)	Price (10-UP)
EN-189-070	Red/white plugs	\$1.20	\$95
EN-189-072	Yellow/black plugs	1.20	.95

Copper Clad PC Board

Now's the perfect time to start building your own PC boards! A factory buyout enables us to bring you this premium quality copper clad PC boards at unheard of low prices. Each board is coated with .0014" copper and is at least .060" thick. Limited availability.



Part #	Description	Price (1-9)	Price (10-UP)
EN-055-204	6" x 18" single sided	\$1.50	\$1.35
EN-055-206	6" x 21" single sided	1.75	1.55
EN-055-222	8" x 24" single sided	2.65	2.40
EN-055-252	6" x 18" double sided	2.25	2.00

**Speaker
Surround
Repair Kits**



- ♦ Do it yourself
- ♦ Save Money
- ♦ Complete instructions
- ♦ Wide variety of sizes and styles
- ♦ Hard to find Advent Woofer and Red Foam kits available

**CALL NOW FOR
SIZES AND MORE
INFORMATION**

900 MHz Wireless Speaker System

- ♦ 900 MHz technology sends signal up to 160 ft., through walls, floors and ceilings.
- ♦ Ideal for use as rear surround speakers or for adding wireless sound to every room in the house!
- ♦ Full range, bass reflex design with built-in high power, low distortion amplifier.
- ♦ Weather resistant cabinet for outdoor use.
- ♦ Selectable battery (six C size for each speaker) or AC operation, adaptor included. Built-in recharging circuitry for ni-cad batteries.
- ♦ System includes: 900 MHz transmitter, wireless speaker pair, AC adaptors, and all cables necessary to hook up system.
- ♦ Limited availability. ♦ Net weight 9 lbs.
- ♦ Frequency response: 20-18KHz.



#EN-319-030

\$169⁹⁵
EACH



♦30 day money back guarantee ♦\$20.00 minimum order ♦We accept MasterCard, Visa, Discover, and company C.O.D. orders ♦24 hour shipping ♦Shipping charge = UPS chart rate + \$1.90 (\$5.00 minimum charge) ♦Hours 8:00 am - 8:00 pm ET, Monday - Friday ♦9:00 am - 5:00 pm Saturday. Mail order customers, please call for shipping estimate on orders exceeding 5 lbs. ♦Foreign destination customers please send \$5.00 U.S. funds for catalog. ♦Quantity pricing available.

1-800-338-0531

340 E. First St., Dayton, OH 45402-1257
Phone: 937-222-0173 ♦ Fax: 937-222-4644

CIRCLE 262 ON FREE INFORMATION CARD

Call For **FREE** Catalog!

CABLE TV BONANZA

LOW PRICES!
GREAT SERVICE!

FULL VIEW CABLE BOXES
WHOLESALE PRICES!
30 Day Free Trial!
1 Year Guarantee!

- VIDEO STABILIZERS--Removes video tape copy protection
- TEST CHIPS, DEVICES, FILTERS AND ACCESSORIES

FREE BULLET BUSTER
with cable box purchase (REG.\$9.95)
Anyone implying theft of service will be denied assistance

N.S. INTERNATIONAL

OPEN DAILY 11am - 11pm (EST) **1-800-449-9189** C.O.D. or Credit Cards

JAMES ELECTRONICS

1-800-676-7966



BEST PRICE!
BEST SERVICE!


ALL MAJOR SYSTEMS FOR ANY U.S. LOCALE.

- JERROLD • ZENITH • REGAL
- PANASONIC • SCIENTIFIC ATLANTA
- MAESTRO • BOSS • TOCOM • PIONEER

1 YEAR WARRANTY ON ALL PRODUCTS!
CALL TOLL-FREE NOW FOR PRICE QUOTE.
1-800-676-7966

See your Security Camera on TV with
the CAModulator™

World's First & Only
B&W Camera Combined with a
Digital Video Channel Modulator



Perfect Stealth Surveillance
Covers UHF 14-44 Cable 45-94
Adjusts left, right, up & down. Sees in very low light. Uses any TV. Combines with existing cable, DSS, etc. Coax-powered™ technology powers camera & video signal with one cable.

Introductory Price \$279.95
+ \$7.50 Shipping & Handling

Intelligent Products

79 Daily Dr., #127
Camarillo, CA 93010
(805) 384-0579
(805) 389-1757 FAX
M/C, Visa, Amex, Discovery

ABC ELECTRONICS 315 7TH AVE N. MPLS. MN. 55401

(612)332-2378 FAX (612)332-8481 30 DAY WARRANTY

WE BUY TEST EQUIPMENT AND COMPONENTS.

TEK 7A13 DIFFERENTIAL COMPARATOR	\$150.00	TEK 7B15 1 GHZ DELAYING TIME BASE	\$250.00
TEK 7A16P PROG.200MHZ VERT.AMPLIFIER	\$75.00	TEK 7B50A 150 MHZ TIME BASE	\$75.00
TEK 7A17 150 MHZ SINGLE TRACE AMPLIFIER	\$50.00	TEK 7B52 DUAL TIME BASE	\$75.00
TEK 7A18 75 MHZ DUAL TRACE AMPLIFIER	\$50.00	TEK 7B53 100 MHZ DUAL TIME BASE	\$75.00
TEK 7A19 600 MHZ SINGLE TRACE AMPLIFIER	\$150.00	TEK 7B70 200 MHZ TIME BASE	\$75.00
TEK 7A22 DIFFERENTIAL AMPLIFIER	\$200.00	TEK 7B71 DELAYING TIME BASE	\$75.00
TEK 7A24 400 MHZ DUAL TRACE AMPLIFIER	\$200.00	TEK 7B80 400 MHZ DELAYED TIME BASE	\$100.00
TEK 7A26 200 MHZ DUAL TRACE AMPLIFIER	\$75.00	TEK 7B85 400 MHZ DELAYING TIME BASE	\$125.00
TEK 7D11 DIGITAL DELAY UNIT	\$50.00	TEK 7B90P PROGRAMABLE TIME BASE	\$200.00
TEK 7D12 A/D CONVERTER MAINFRAME	\$50.00	TEK 7B92A 500 MHZ DELAYING TIME BASE	\$125.00
TEK 7D13 DIGITAL MULTIMETER	\$50.00	TEK AM502 DIFFERENTIAL AMPLIFIER	\$75.00
TEK 7M11 DUAL 50 OHM DELAY LINE	\$100.00	TEK MX5010 MULTIFUNC.INTERFACE EXTEN.	\$200.00
TEK 7M13	\$50.00	TEK 7834 400 MHZ STORAGE MAIN FRAME	\$400.00
TEK 7S11 SAMPLING PLUG IN	\$200.00	TEK 7844 400 MHZ MAIN FRAME	\$400.00
TEK 7S12 GENERAL PURPOSE SAMPLER	\$350.00	TEK 7854 400 MHZ DIGITAL STORAGE FRAME	\$500.00
TEK 7S14 1 GHZ SAMPLING PLUG IN	\$350.00	TEK 7904 500 MHZ MAIN FRAME	\$250.00
TEK 453 50MHZ OSCILLOSCOPE	\$200.00	TEK 7104 1GHZ FRAME WITH-	\$2750.00
TEK 485 350 MHZ PORTABLE SCOPE	\$600.00	(7A29,7A29,7B10,7B15)	
KEITHLEY 480 PICOAMMETER	\$300.00	GENRAD 1657 RLC BRIDGE	\$750.00
TEK 608 MONITOR	\$650.00	TEK 577 D1/177 CURVE TRACER	\$1500.00
TEK DAS9100 WITH PROBES	\$750.00	TEK 7D20 PROGRAMABLE DIGITIZER	\$500.00
KIKUSUI 5020 20 MHZ OSCILLOSCOPE	\$180.00	TEK 465 100 MHZ OSCILLOSCOPE	\$400.00
PHILLIPS PM3212 25 MHZ OSCILLOSCOPE	\$200.00	TEK 465B 100 MHZ OSCILLOSCOPE	\$450.00
TEK 422 15 MHZ OSCILLOSCOPE	\$150.00	TEK 2335 100 MHZ OSCILLOSCOPE	\$1200.00
TEK 455 50 MHZ OSCILLOSCOPE	\$250.00	TEK 834 DATA COMMUNICATION TESTER	\$130.00
HP 6428B 0-20V/0-45A POWERSUPPLY	\$400.00	HP 5359A TIME SYNTHESIZER	\$1000.00
BRADLEY 132 SCOPE CALIBRATOR	\$700.00	HP 6033A 0-20V/0-30A POWERSUPPLY	\$1200.00

Quality Microwave TV Systems
WIRELESS CABLE • ITFS • MMDS
ATV • INTERNATIONAL • S-BAND
Amplifiers • Antennas • Books • Components
Filters • Systems • Video Products
• RF Frequency 1990 - 2700 Mhz
• Cable Ready • VHF - UHF Outputs
• SASE For "FREE" Catalog or Send \$1

PHILLIPS-TECH ELECTRONICS
PO Box 8533 • Scottsdale, AZ 85252

ORDER LINE **800-880-MMDS**
CATALOG/INFO **602-947-7700**
FAX LINE **602-947-7799**
FREE SHIPPING Visa • M/C • Amx • Disc • COD's • Qty Pricing

CHALLENGER SYSTEM
33-Channel 52dB Gain
Complete Grid \$265
Five Year Warranty

CIRCLE 330 ON FREE INFORMATION CARD

CABLE TV CONVERTERS

Equipment & Accessories
Wholesalers Welcome

Call **C&D ELECTRONICS**
1-888-615-5757 M-F 10a-6p

The Ultimate WWW Service Site
www.electronix.com
The One-Stop Service Site
for Electronic Technicians
Electronix Corp 313 W Main St Fairborn, OH 45324

Any waveform you want!



Starting at

\$795

Quantity 1

Money back guarantee

● Synthesized Signal Generator

Clean sinewaves DC-20 MHz with .001% accuracy!
.1 Hz steps. DC Offset. RS232 remote control.

● Arbitrary Waveform Generator

40 Megasamples/Second. 32,768 points. 12 bit DAC


● Function Generator

Ramps, Triangles, Exponentials & more to 2 MHz!

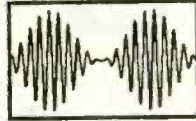
● Pulse Generator

Digital waveforms with adjustable duty cycle


Telulex Inc. model SG-100




DC to 20 MHz linear and log sweeps



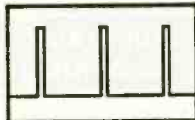
Int/Ext AM, SSB, Dualtone Gen.



Int/Ext FM, PM, BPSK, Burst



Ramps, Triangles, Exponentials




Pulse Generator



Noise



Arbitrary Waveforms



Unlimited Possibilities!

Telulex Inc.

2455 Old Middlefield Way S Tel (415) 938-0240 <http://www.Telulex.com>
Mountain View, CA 94043 Fax (415) 938-0241 Email: sales@Telulex.com

CIRCLE 331 ON FREE INFORMATION CARD

Weeder Technologies

Add \$4
Ship/Hand
US & Canada

FREE CATALOG!



Pro-Kit™

PO Box 421, Batavia, OH 45103

weedtech@iglou.com

513-752-0279

Home Automation

Connects between a TW523 and an RS-232 serial port. Use your PC/Mac to receive and transmit all X-10 commands. Create your own program to control your home automation system, turning on/off any device plugged into an electrical outlet with response to time/date, other X-10 transmissions or any other computer input stimuli. **\$38.50**

Caller ID / RS-232

Connects between a telephone wall jack and an RS-232 serial port. Decodes the caller ID data sent over the phone line and sends it to your PC/Mac. In a pre-formatted ASCII character string. Create your own program to log the name, number, date, and time of all incoming calls. Block out unwanted callers to your BBS/modem. **\$34.50**

Telephone Call Restrictor

Connects to telephone wall jack. Disables all phones on the line if attempting to either: dial a number that has been stored in memory "Block" mode or, dial a number that has not been stored in memory "Allow" mode. Use touch-tone phone to enter telephone numbers into memory, and choose mode. Program from any phone on the line using your password. **\$35.00**

50 MHz Frequency Counter

Reads frequency from 1Hz to 50MHz and displays up to 7 digits on a 16x1 character LCD display. Auto-range feature provides floating decimal point and automatic placement of suffix (Hz, KHz, or MHz). Microcontroller based provides for very small parts count, only 2" x 3" big. **\$48.50**

Telephone Scrambler

Scrambles your voice before sending it over the telephone line. Prevent eavesdropping from an extension or tap. Connects between your telephone and wall jack. No modifications are required to your telephone. Full duplex operation. **\$43.00**

IR Remote Control Receiver

Learns and records the data patterns emitted by standard Infrared remote controls used by TVs, VCRs, Stereos, etc. Lets you control all your electronic projects with your TV remote. Seven individual I/O pins can be assigned to any button on your remote, and can be configured for either "toggle" or "momentary" action. **\$32.00**

RS-232 Digital I/O

Give your home-brewed PC/Mac programs a link to the outside world! 12 I/O pins can be configured individually for input or output. Turn on/off relays, tracs, etc. Respond to button presses, switch changes, 4x4 matrix decoding with auto-debounce. Stack up to 18 units on the same serial port for a total of 192 I/O points. **\$32.00**

DTMF Decoder/Logger

Keep track of all numbers dialed or entered from any phone on your line. Connects to your telephone wall jack. Decodes all 16 touch-tones and displays them on an LCD display. Holds the last 240 digits in a non-volatile memory. Scroll through and view all telephone numbers dialed, credit card numbers entered, etc. **\$54.50**

The Electronic Experimenter's Journal

It's part catalog, part magazine and part data book with kits, parts, plans, articles, and application notes.

Call for your **FREE** copy today

Decco Electronics
4025 Edwards Rd.
Cincinnati, OH 45209



1 800 423-4499

INTERFACE TO YOUR PC KEYBOARD INPUT!

Our KE-18 Keyboard Encoder converts input from switches and keypads into PC compatible keyboard signals.

- Use with or without your own PC's keyboard
- Scans 9 x 9 matrix or 18 individual inputs
- PCXT, AT, PS2 and Compatibles
- Looks like a Keyboard to your Computer

Hagstrom Electronics
2 Green Lantern Boulevard
Endicott, NY 13760 (607) 786-7523



Prototype it FAST!

with Protoboard B051 or Z1
Fully assembled B051 or Z1 B0C
4.5" x 8" inch board w/ large parts area
Supports up to 32K EPROM - 32K RAM
Chips in sockets - 8 pin operation
On-ays in EPROM w/ assure and 2-amp
Full docs w/ schematic - no royalties
Ready to run... **\$99.00 ea.**
Software Science
3780 Roundbottom Rd.
Cincinnati, Ohio 45244
1 888 561-2860

COUNTERSURVEILLANCE COVERT SURVEILLANCE

VIBRATING TRANSMITTER DETECTOR

DETECTS:

- Body Wires
- FM Wireless Mics
- AM Transmitters
- UHF Transmitters



AI-2100\$189.95

TRVD-900

DETECTS:

- Body Wires • Transmitters
- Tape Recorders • Video Equipment



TRVD-900\$495

BLACK BOX COLOR CAMERA



BX-300\$395

SMOKE DETECTOR COLOR CAMERA



SD-300\$450

COVERT COLOR VIDEO LAMP

- 380 (H) TV Lines
- 2 Lux Sensitivity
- Undetectable Lens



VL-300 ...\$595

AI-5500 COMPLETE SAFETY SYSTEM

DETECTS:

- All Phone Taps
- All Body Wires
- All Transmitters

DISRUPTS:

ALL TRANSMITTERS & BODY WIRES WITH ITS BUILT-IN
WHITE NOISE SIGNAL BREAKER



\$379.95

WSS-300 COLOR WIRELESS SURVEILLANCE SYSTEM

FEATURES:

- FCC Approved 2.4GHz Transmitter / Receiver
- Radio w/ Built-In Color Camera / Transmitter
- 380 (H) TVL Resolution • Super Low 2 Lux
- 4-Channel Receiver • 300' Transmission

Note: Cassette Player Non-Functioning **\$895**



All 300 Series Color Cameras Feature: Superior Resolution - Over 380(H) TV Lines
Super Low 2 Lux Sensitivity, 3.7mm Wide-Angle Lens. Built-In Backlight Compensation

Items May Be Purchased by Credit Card, Certified Check, Money Order or C.O.D.

Send \$6.00
for 32-Page
Catalog
(FREE w/ Purchase)

AMERICAN INNOVATIONS, INC.

119 ROCKLAND CENTER ~ SUITE 315 • NANUET, NY 10954

VOICE: (914) 735-6127 • FAX: (914) 735-3560

HTTP://WWW.SPYSITE.COM • E-MAIL: AMERICAN@SPYSITE.COM

Dealers &
Distributors
Welcome

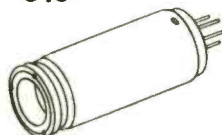
CIRCLE 282 ON FREE INFORMATION CARD

Plant Trees for America™

MEREDITH INSTRUMENTS



NEW-VISIBLE
LASER DIODES
\$10



NEW-820NM LASER DIODES
WITH COLLIMATOR

\$20
\$35



GREEN OUTPUT HE-NE TUBES \$99

RUBY LASER ASSEMBLY \$295

http://www.mi-lasers.com

Call Or Write For A FREE CATALOG
On LASERS & OPTICS

PHONE: (602) 934-9387

FAX: (602) 934-9482

5035 N. 55TH AVE., #5, P.O. BOX 1724,
GLENDALE, AZ 85301

FREE
SHIPPING
ON ORDERS
OVER
\$100.00

MEMBRANE SWITCH KITS!

FLAT PANEL KEYPADS
ASSEMBLE IN
MINUTES WITH YOUR
LEGEND


AVAILABLE IN 4, 12,
16, 24 & 40 KEY TYPES



DSK-4
\$9.89

CONNECTOR
AND BEZEL
INCLUDED!

OPTIONAL
"CLICKDOMES"
AVAILABLE



DSK-12
\$14.29

INDUSTRIAL TYPES AVAILABLE

MORE THAN 30 LAYOUTS
TO FIT MOST
APPLICATIONS

CALL FOR FREE
BROCHURE

SIL-WALKER

880 CALLE PLANO,
UNIT N
CAMARILLO, CA
93012

PHONE: (805) 389-8100

FAX: (805) 484-3311

VISA / MASTERCARD

Buy recycled.



It would mean
the world to them.

Recycling keeps working to protect
their future when you buy products
made from recycled materials. For
a free brochure, write *Buy Recycled*,
Environmental Defense Fund, 257
Park Avenue South, New York, NY
10010, or call 1-800-CALL-EDF.

Our #1 Best-Selling Home Electronics Repair Manual

FREE
30-DAY TRIAL



WEKA'S GIANT 900-PAGE BIBLE OF EASY ELECTRONICS REPAIR

SAVE
\$16.50
when you enclose payment!

FILLED WITH
Troubleshooting
Diagnostic Tips...
Step-By-Step "Model
Specific" Instructions...
Charts, Photos & Easy-
To-Follow Diagrams...
PLUS Directory Of
Parts Dealers!

ALL THE INSTRUCTIONS YOU NEED TO FIX
TVs, VCRs, STEREOS, CAMCORDERS, PHONES, CD PLAYERS, FAXES,
COMPUTERS, WALKMANS, AUTO RADIOS, VIDEO GAMES, & MORE!

Don't Waste Time & Money At Electronics Repair Shops!
NOW FIX IT YOURSELF FOR SAVINGS,
PROFIT. . . AND SATISFACTION!

Now you don't have to be a professional technician to get PERFECT electronics repairs at home...at a fraction of repair shop costs! Whether you enjoy doing your own repairs or want an extra part-time income, this famous nationally advertised **WEKA ELECTRONICS REPAIR MANUAL** gives you easy-to-follow instructions for fixing nearly every electronic device you can think of...from popular manufacturers like SONY, RCA, IBM, NINTENDO and more! Plus, you get more than just easy instructions, YOU GET A FULL ELECTRONICS BIBLE that teaches you everything from basic

electronics principles to advanced troubleshooting and repairs!

UPDATED SUPPLEMENTS!

About 4-5 times a year, we'll send you updated 140-page repair supplements for all the newest electronic products available. Examine these supplements at home FREE for a full 30-days. If you decide to add them to your Manual, they're yours for just \$35.00 each plus shipping and handling. There's **NO RISK, NO OBLIGATION!** ORDER YOUR 900-PAGE ELECTRONICS REPAIR MANUAL NOW!

Yes, 900 Instruction-Filled Pages In Wipe-Clean Vinyl Binder!



- LOOSE-LEAF FORMAT!
- PAGES LIE FLAT!
- TABBED CHAPTER PAGES!
- PHOTOS, CHARTS, DIAGRAMS!
- EXPLODED VIEWS!

- STEP-BY-STEP FIXES!
- TROUBLESHOOTING INSTRUCTIONS!
- TEST EQUIPMENT PRIMER!
- SAFETY PRECAUTION CHECKLIST!
- ELECTRONICS REFERENCE GUIDE!
- PREVENTIVE MAINTENANCE TIPS!
- HOW TO USE TOOLS OF THE TRADE!
- MANUFACTURERS' DIRECTORY!
- PARTS SUPPLIERS!
- PLUS MUCH MORE!

CIRCLE 319 ON FREE INFORMATION CARD

CALL TOLL-FREE NOW FOR 30-DAY HOME TRIAL!

1-800-222-WEKA

FAX: 1-800-256-5915 E-MAIL: WEKA_Publishing@compuserve.com

WEKA PUBLISHING, INC., 1077 Bridgeport Ave.,
P.O. Box 886, Shelton, CT 06484

YES! Please rush my ELECTRONICS REPAIR MANUAL. I'll pay now by check or credit card and save \$10 off the regular price plus the \$6.50 shipping & handling! If I'm not 100% satisfied, I may return the book within 30 days for a full refund of the purchase price.

SAVE! Bill my credit card \$49.95.

VISA* MASTERCARD* Exp. Date

Account #

Signature _____

Phone

SAVE! My check is enclosed for \$49.95.

Add \$10.00 for EXPRESS DELIVERY guaranteed within 5 business days from receipt of order. (Prepaid U.S.A. orders only, no P.O. Boxes.)

Bill me later for the regular price of \$59.95 plus \$6.50 shipping & handling, subject to credit approval. Signature and phone number required to process your order. P.O. Box addresses must be prepaid.

Name _____

Company _____

Address _____

City _____ State _____ Zip _____

In Canada, please add \$10. Overseas orders add \$15 (foreign orders must be prepaid). U.S. funds only. CT residents add 6% sales tax. Supplements are just \$35 each plus shipping & handling. They will be sent 4-5 times a year on a fully-guaranteed, 30-day trial basis. They may be cancelled at any time. 3346Z

CABLE TV

CONVERTERS AND DESCRAMBLERS

WE CARRY A FULL LINE OF
CONVERTERS AND DESCRAMBLERS
COMPATIBLE WITH MOST
MAJOR BRANDS INCLUDING:

- Scientific Atlanta™
- Jerrold™
- Tocom™
- Zenith™
- Pioneer™

30 DAY MONEY BACK GUARANTEE
BEST PRICES FREE CATALOG

ALLSTAR ELECTRONICS

800-782-7214

HOURS: 9-6 M-F 10-3 Sat EST

It is not the intent of Allstar Electronics to defraud any pay TV operator. Anyone implying theft of service will be denied assistance. All brand names are registered trademarks of their respective owners & are used for reference only. 110-54 Queens Blvd., #465, Forest Hills, NY 11375. NO NYS SALES.

EASY PICⁿ

MICROCONTROLLER BOOK

How to get started using PIC16CXX microcontrollers

- Programming techniques
- Instruction set
- Addressing modes
- Bit manipulation
- Subroutines
- Sequencing
- Lookup tables
- Interrupts
- Using a text editor - source code
- Using an assembler
- Timing and counting
- Interfacing - I/O conversion
- Lots of examples

PIC is a trademark of Microchip Technology Inc.
\$29.95 + \$3 mail in US VISA, MC, MO, Check
CA residents please add 7.25% CA sales tax

SQUARE **1** ELECTRONICS

P.O. Box 501, Kelseyville, CA 95451
Voice (707) 279-8881 FAX (707) 279-8883
<http://www.zapcom.net/~squareone>

SURVEILLANCE

The Latest High Tech Professional Electronic Devices

Our latest catalog offers a **HUGE** selection of surveillance, counter-surveillance/privacy devices: hidden video equipment, pinhole camera w/audio \$159⁰⁰, electronic kits, telephone recording systems: 7-Hour \$125⁰⁰ - 16-Hour \$199⁰⁰ touch tone decoders, scanners, bug/phone tap detectors, voice disguisers, telephone scramblers, locksmithing tools, and more.

Catalog \$5.00

SPY OUTLET

P.O. Box 337, Buffalo, NY 14226
(716) 691-3476/(716) 695-8660

CLASSIFIED

MISCELLANEOUS ELECTRONICS FOR SALE

TUBES: "oldest", "latest". Parts and schematics. SASE for lists. **STEINMETZ**, 7519 Maplewood Ave., EN, Hammond, IN 46324.

FIBER-Optic Projects — Swing into the new technology by assembling tried and true projects recently published. "Practical Fiber-Optic Projects" - BP374 is only \$9.95. (price includes shipping) **ELECTRONIC TECHNOLOGY TODAY INC.**, PO Box 240, Massapequa Park, NY 11762-0240.

GREEN Thumb Alert— Electronics enters the Garden! New exciting book points out how gardeners can build simple gadgets to promote success where the elements work against you. Some of the projects are: over/under temperature monitoring, dusk/dawn switching, automatic plant watering, warming cables, etc. "Electronic Projects for the Garden" only \$9.95 (price includes shipping) **ELECTRONIC TECHNOLOGY TODAY INC.**, PO Box 240 Massapequa Park, NY 11762-0240.

RF Transistors, tubes 2SC1969, 2SC2166, MB8719, 2SC2312, 2SC2879, MRF477, MRF455, MRF454, MRF492, SRF3749, 4CX250B, 572B, 3-500, 6146B, 8975, WESTGATE 1 (800) 213-4563.

PLANS-KITS-SCHEMATICS

CRYSTAL set Handbook — Visit antiquity by building the radios your grandfather built. Assemble a "Quaker Oats" rig, wind coils that work and make it look like the 1920s! Only \$10.95 plus \$4.00 for shipping and handling. **CLAGGK INC.**, PO Box 4099, Farmingdale, NY 11735. US funds only! USA and Canada — no foreign orders.

FREE Catalog. 100 Leading-Edge kits. K1, PIC. Full instructions, source code. 1 (800) 875-3214. **SCIENCE FIRST**, 95 Botsford Place, Buffalo, NY 14216.

ELECTRONIC Project Kits. www.qkits.com 1-888-GO-4-KITS. 292 Queen St., Kingston, ON., K7K 1B8. **QUALITY KITS.**

CELLULAR Hackers Package. (3) Hacker Bibles, (2) Videos & Programming software. \$199.00 VISA/MC. **TELECODE** 1-520-726-2833. <http://www.hackerscatalog.com>

ALL-in-one catalog, 60 mouth-watering pages. CB/HAM/audio/TV/spy/broadcast/science projects, **multipower broadcasting**, broadcast transmitters, amplifiers, antennas, "secret books", start your own radio station and more. Send \$1.00 to **PAN-COM INTERNATIONAL**, PO Box 130-N7, Paradise, CA 95967.

AWESOME Kits: Voice changers, levitators, lasers, gas sensors and more! Catalog \$1.00. **LNS TECHNOLOGIES**, 20993 Foothill Blvd., Suite 307R, Hayward, CA 94541, www.ccnet.com/~lnstech

BUILD five digit, resistance, capacitance, frequency multimeter. Instructions \$5.00, components \$39.95. **BAGNALL ELECTRONICS**, 179 May Street, Fairfield, CT 06432.

GET electricity from your phone line. Plans to build the device send \$23.00 to: **BOXCOM**, P.O. Box 696, Plant City, FL 33564.

5000 Volts in the palm of your hand. Battery powered. Plans \$7.00. P.O. Box 113, Cookeville, TN 38503-0113. P/N ENHV001.

COMPUTER SOFTWARE

AOL hacking tricks & software information. Send \$34.00 to: **BOXCOM**, P.O. Box 696, Plant City, FL 33564.

CABLE TV

TEST chips, test aids. All types, best products. Best prices. **RFT-JTG-Terminator**. Call 1 (800) 671-1110. E-mail xient@hi.net

CABLE Descrambling New secret manual. Build your own descramblers for cable and subscription TV. Instructions, schematics for **SSAVI**, Gated Sync, Sinewave, (HBO, Cinemax, Showtime, UHF, Adult) \$12.95, \$2 postage. **CABLETRONICS**, Box 30502R, Bethesda, MD 20824.

CABLE TV Equipment & Accessories Wholesalers welcome! 30 day moneyback guarantee! Free catalog! **PROFORMANCE ELECTRONICS INC.**, 1 (800) 815-1512.

CABLE TV, descramblers, converters. Quantity discounts. 30 day free trial. Competitive prices. Call now! 1 (800) 322-0921 **REGAL SALES, INC.**

25+ Master test chip files. Jerrold, Scientific-Atlanta, Tocom, Pioneer, Zenith. Software & book. \$79.95. **TELECODE** 1 (520) 726-2833. <http://www.hackerscatalog.com>

ZENITH compatible test chips-activates full test mode. All except PZ1. \$24.95 **REALVIEW** (888) 732-5843 Visa/MC/Cod.

CABLE Descrambler!! Anyone can build in seven steps with **Radio Shack** parts. **Plans/KIT** from \$5.00 plus **Free Bonus!!** 1 (800) 818-9103.

DESCRAMBLE cable using simple circuit. E-Z to follow instructions and Complete universal kit with free "Bullet Stopper". \$20.00. 1 (800) 522-8053.

CABLE "Bullet Terminator and I.D. Blocker." Electronically shields yourself and your box. Also new **Super Bullet/ID Eliminator!!** Lifetime guarantee. 1 (800) 820-9024.

GIANT sale!!! Original equipment descramblers from \$149.00. Positive notch filter \$18.00. E-Z install cable test activation chips/boards for all models. "Magic Activator" External activator for all Dp(v), DPBB, CFT 2000/2200. Great features-restore locked box, multimode, hrc/standard much more. Dealers wanted. 1 (800) 449-9189 Anytime.

TEST chips. Provides full service mode. DP(V)5 & 7. DPBB7, CFT 2xx. BA-5000-6700. SA 8550-8600. Tocom 5503/07 VIP, Zenith ST 1000-5612. Call Anytime 1 (800) 449-9189.

CABLE TV descramblers. Pioneer 6310's, Scientific Atlanta, Jerrold. Warranty. Lowest prices anywhere. Houston, TX (713) 691-4610.

CABLE TV notch filters. Request our free brochure today! Voicemail: 1 (800) 433-6319. Address: **STAR CIRCUITS**, PO Box 94917, Las Vegas, NV 89193.

ANNOUNCING external test unit for **Zenith ST5612 Cableboxes.** Automatically reprograms descrambler upon blank screen detection. For USA distributor and free information pack write to: **LLAMATEK**, Hill House, Swanton Morley, Norfolk, NR20-4QB, Britain.

CABLE descrambler/video outlet. Order today and have it tomorrow. Guaranteed lowest price. Don't pay more. 24 hr. Tech Support Group. Open 7 days - 24 hrs. daily. We will not be undersold. COD and credit cards. **Lifetime Warranty.** 1 (800) 586-9920.

CABLE descrambler. No electronic experience required. **EZ** professional plans. \$4.50. Send: Check, money order, **CYBERTECH**, Box 397, Mount Pleasant, PA 15666. COD's, kits. 1 (412) 547-1960.

CLASSIFIED

SATELLITE EQUIPMENT

VIDEOCYpher II descrambling manual. Schematics, video and audio. Explains DES, EPROM, CloneMaster, Pay-per-view (HBO, Cinemax, Showtime, Adult, etc.) \$16.95, \$2.00 postage. Schematics for Videocypher II Plus, \$20.00. Schematics for Videocypher II 032, \$15.00. Software to copy and alter EPROM codes, \$25.00. VCII Plus EPROM, binary and source code, \$30.00. **CABLETRONICS**, Box 30502R, Bethesda, MD 20824.

DSS Bible Volume 2. All new information - No duplication from Volume 1. 200+ pages, 280+ files \$79.95 + \$5.50 P&H. **DSS Bible Volume 1** - \$49.95 PPD. **DSS Secrets** - All patents \$69.95. All - \$179.95. **VISA/MC TELECODE 1** (520) 726-2833. <http://www.hackerscatalog.com>

DSS Hacking: How to construct and program smart cards, w/pic16C84, software. Complete DSS system schematics. \$16.95. **CABLETRONICS**, Box 30502R, Bethesda, MD 20824.

OBTAINING sound for your VCII and VCII Plus is easy. No codes needed. Also **DSS Test Card** information. **Details 1 (800)-211-5635.**

BEST pricing on 18" satellite TV systems for home and RV. DSS, DISH Network programming, multi-room viewing options, accessories. Call **SKYVISION*** (800) 500-9264. www.skyvision.com

FREE Big Dish Catalog - Low prices - Systems, upgrades, parts and "4DTV". Call **SKYVISION*** (800) 334-6455. International (218) 739-5231. www.skyvision.com

SOUND for Videocypher-II and Plus without codes. Free details. **SASE. NASSIRIAN**, Box 382-P, Rio Linda, CA 95673.

DSS The real facts! Secret Hacker info. Easy to build Test/Card Programmers & more! \$14.95. **SPI**, Box 4748 Federal Way, WA 98063. 1 (800) 545-8435.

DSS descrambling revealed. Sample secret plans, news, \$1.00. **SATELLITE NEWSLETTER**, P.O. Box 399, Hampton, Canada E0G 1Z0.

TEST EQUIPMENT

TEST Equipment pre-owned now at affordable prices. Signal generators from \$50.00, oscilloscopes from \$50.00. Other equipment including manuals available. Send \$2.00 US for catalog. Refunded on first order. **J.B. Electronics**, 3446 Dempster, Skokie, IL 60076. (847) 982-1973.

LARGE assortment of used test equipment. Most instruments are priced at less than 10% of original cost. Request list. **JIM STEVENSON**, 3401 Sunny Slope Road, Bridgewater, NJ 08807. (908) 722-6157 Fax: (908) 722-6391. <http://www.stevensonlabs.com>

BUSINESS OPPORTUNITIES

LOOKING for extra income? Assemble products at home. Guaranteed! Call: 1 (800) 377-6000 Ext. 6870 Open Sunday.

I'M making a "bundle" reclaiming scrap gold from junk computers. Free info: 24 hrs, (603) 645-4767.

CB-SCANNERS

SCANNER, CB's, antennas, accessories. New Trunk tracking scanners, **HPR**, Box 621136N, Littleton, CO 80162.


EDUCATION & INSTRUCTION

LEARN electronics. Home study. Outstanding careers. Free literature. **P.C.D.I.**, Atlanta, Georgia. 1 (800) 362-7070 Dept. ELH342.

BECOME an electrician. Approved home study. Free career literature. **P.C.D.I.**, Atlanta, Georgia. 1 (800) 362-7070 Dept. TEH342.

SCRAMBLING NEWS

BEST satellite news source includes hacking information. Free catalog. www.scrambling-news.com. Voice/Fax (716) 283-6910.



If he weren't constantly hungry
he might never be called
"Shrimp."

Over 12 million children in America are suffering from hunger. Hunger that is stunting their growth. We can help them grow. Simply by feeding them. Call Second Harvest. America's food bank network. at 1-800-532-5200.

SECOND HARVEST

TOGETHER WE CAN END HUNGER'S HEMLOCK

www.secondharvest.org

Find Bad Capacitors

In-Circuit with the Capacitor Wizard



The Capacitor Wizard is an extremely FAST and RELIABLE device designed to measure ESR (Equivalent Series Resistance) on capacitors of 1uf and larger "IN CIRCUIT", eliminating the need to remove the capacitor for accurate tests. The Capacitor Wizard finds BAD caps IN CIRCUIT that even VERY EXPENSIVE cap checkers MISS ENTIRELY, even out of the circuit!! Standard capacitor meters cannot detect any change in ESR therefore they miss bad capacitors leading to time consuming "Tough Dog" repairs. *Technicians say it is the most cost effective instrument on their workbench.*



Made in the USA

Order Today

Only \$179.95

Call 1-800-394-1984

<http://www.heinc.com>

30 day money back guarantee



ADVERTISING INDEX

Electronics Now does not assume any responsibility for errors that may appear in the index below.

Free Information Number	Page	249	Kelvin Electronics.....	102	
—	ABC Electronics.....	110	Free Information Number	Page	
—	Active Micro.....	108	—	M ² L Electronics.....	108
—	Aegis Research, Canada.....	76	283	Mark V Electronics.....	79
—	AES.....	73	335	MCM Electronics.....	67
213	Alfa Electronics.....	68	251	Mendelson Electronics Surplus.....	65
214	All Electronics.....	83	—	Mental Automation.....	82
—	Allison Technology.....	66	—	Meredith Instruments.....	112
—	Allstar Electronics.....	114	—	Merrimack Valley Systems.....	73
—	Amaze Electronics.....	78	320	Micro 2000.....	71
—	AMC Sales.....	104	128	MicroCode Engineering.....	CV3
322	American Eagle Publications.....	84	—	Micro Engineering Labs.....	108
282	American Innovations.....	112	—	Midwest Laser Products.....	108
—	Andromeda Research.....	72	—	Modern Electronics.....	101
324	Basic Electrical Supply.....	78	—	Mondo-tronics Inc.....	65
—	Bsoft Software, Inc.....	73	—	MWK Industries.....	78
329	C&S Sales, Inc.....	98	—	New Sensor Corp.....	86-91
311	Capital Electronics.....	80	—	NRI Schools.....	13
—	CD Electronics.....	76	—	NS International.....	110
332	Circuit Specialists.....	106	336	Nu-Tek Electronics.....	81
—	Command Productions.....	76	262	Parts Express Inc.....	109
—	Computer Monitor Maint.....	65	—	PC Boards.....	73
226	Consumertronics.....	62	—	Polaris Industries.....	103
228	Cool Amp Conducto Lube.....	66	326	Prairie Digital.....	80
328	CTG.....	82	264	Print (Pace).....	63
234	Dalbani Electronics.....	75	—	R-4 Systems Inc.....	80
235	Danbar Sales.....	85	266	Ramsey Electronics.....	97
133	Digi-Key Corp.....	3	—	RF Parts.....	82
—	EDE - Spy Outlet.....	114	323	Roger's Systems Specialist.....	93
—	Electronics Technology Today.....	61	—	Sil Walker.....	112
—	Emac Inc.....	92	270	Skyvision Inc.....	77
—	Fair Radio.....	103	—	Square 1 Electronics.....	114
121	Fluke Corp.....	CV2	—	Street Smart Security.....	103
333	Foley-Belsaw Co.....	65	—	Sylva Control Systems.....	100
334	Fotronic.....	84	—	Tab Books.....	5, 42
242	Gateway Products.....	101	—	TC Instruments.....	101
—	General Device Instruments.....	74	273	Tech Systems.....	105
—	George Brown College.....	9	—	TECHMART.....	96
—	Grantham Col. of Engineering.....	4	—	Technical Serv. & Solutions.....	108
317	Graymark International.....	96	331	Telulex.....	111
131	Hameg Instruments.....	55	—	Test Equipment Sales.....	94
—	Home Automation.....	72	—	The Cable Store.....	104
318	Howard Electronics.....	95	275	Timeline.....	64
—	Howard Electronics.....	115	—	U.S. Cyberlab.....	72
—	IEC.....	104	327	Visitrect Inc.....	94
—	Information Unlimited.....	70	—	Visual Communications.....	57
—	Intelligent Products.....	110	98	Wavetek Corp.....	23
126	Interactive Image Technologies.....	CV4	—	Weeder Technologies.....	111
—	Intronics Inc.....	74	319	Weka Publishing.....	113
325	IVEX Design International.....	69	300	White Star Electronics.....	84
—	James Electronics.....	110	—	WPT Publications.....	92
—	J&M Microtek, Inc.....	74	280	Xandi Electronics.....	92

ADVERTISING SALES OFFICES

Gernsback Publications, Inc.
500 Bi-County Blvd.
Farmingdale, NY 11735-3931
1-(516) 293-3000
Fax 1-(516) 293-3115

Larry Steckler
 publisher (ext. 201)
 e-mail advertising@gernsback.com

Christina Estrada
 assistant to the publisher (ext. 209)

Arline Fishman
 advertising director (ext. 206)

Michele Torrillo
 advertising assistant (ext. 211)

Adria Coren
 credit manager (ext. 208)

For Advertising ONLY

EAST/SOUTHEAST

Stanley Levitan
 Eastern Advertising
 1 Overlook Ave.
 Great Neck, NY 11021-3750
 1-516-487-9357
 Fax 1-516-487-8402
 slevitan26@aol.com

MIDWEST/Texas/Arkansas/Okla.

Ralph Bergen
 Midwest Advertising
 One Northfield Plaza, Suite 300
 Northfield, IL 60093-1214
 1-847-559-0555
 Fax 1-847-559-0562
 bergenrj@aol.com

PACIFIC COAST

Janice Woods
 Pacific Advertising
 Hutch Looney & Associates, Inc.
 6310 San Vicente Blvd.
 Suite 360
 Los Angeles, CA 90048-5426
 1-213-931-3444 (ext. 228)
 Fax 1-213-931-7309

Electronic Shopper

Joe Shere
 National Representative
 P.O. Box 169
 Idyllwild, CA 92549-0169
 1-909-659-9743
 Fax 1-909-659-2469
 Jshere@gernsback.com

Megan Mitchell

National Representative
 9072 Lawton Pine Avenue
 Las Vegas, NV 89129
 Phone/Fax 702-240-0184
 Lorri88@aol.com

Customer Service

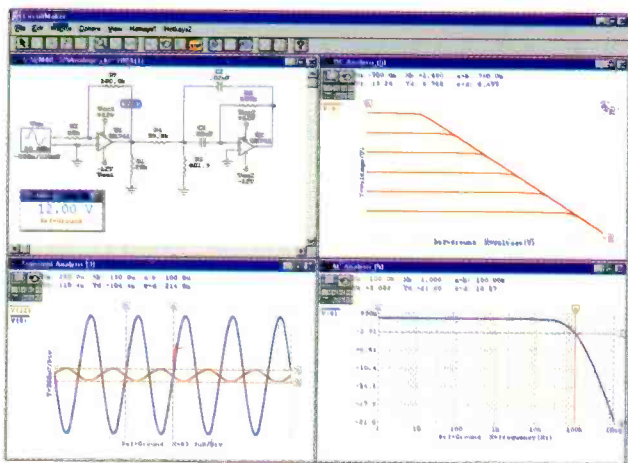
1-800-999-7139
 7:00 AM - 6:00 PM M-F MST

CircuitMaker®

TraxMaker™

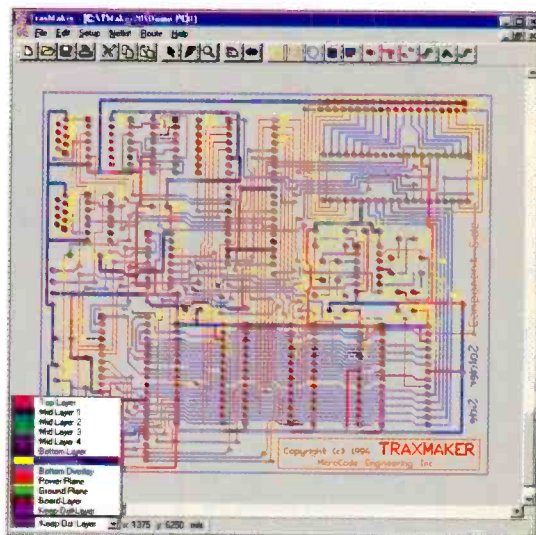
The Virtual Electronics Lab™

Why settle for only half the tools?



CircuitMaker® Version 5

Since 1987, a professional SPICE-based schematic capture and simulation tool for digital, analog and mixed-signal circuits. Now featuring over 4,000 devices and the fastest, most accurate TRUE mixed-mode simulation. Built-in symbol editor and macro feature allows creation of an unlimited custom device library. Why fight incompatible design tools and make the job more difficult? Together, CircuitMaker and TraxMaker offer a seamless start-to-finish circuit design system.



TraxMaker® Version 2

The only professional-quality PCB design tool available at this price. Features automatic component placement and built-in autorouter for fast, easy board design. Supports 8 layers, both surface mount and through-hole components, and up to 32 x 32 inch board size. Allows creation of custom packages. Output as Gerber file, Excellon N/C drill file, or print to Windows-selectable printer or plotter.

The whole solution is just \$549*

Call 800-419-4242 today!

FREE Functional Demos Available
30-day Satisfaction Guarantee

More Information at www.microcode.com

*Special Price when Purchased Together

Products Also Sold Separately:

CircuitMaker - \$299 TraxMaker - \$299

MICROCODE
ENGINEERING INC.

927 West Center Street • Orem, UT • 84057-5203 • USA
Phone: 801-226-4470 • Fax: 801-226-6532 • Email: www.microcode.com

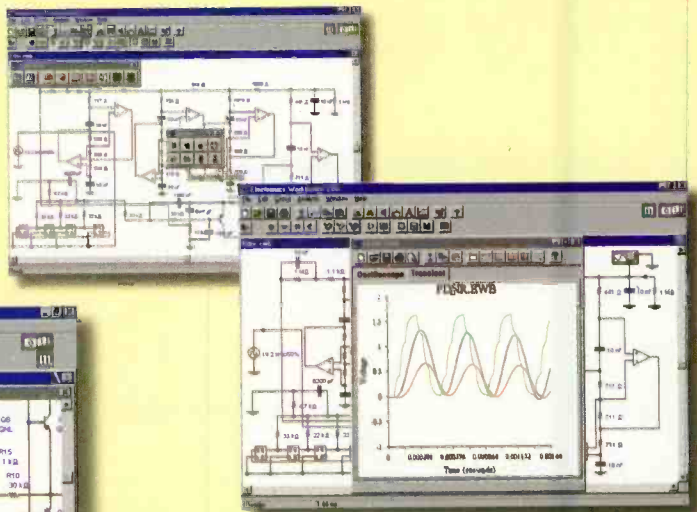
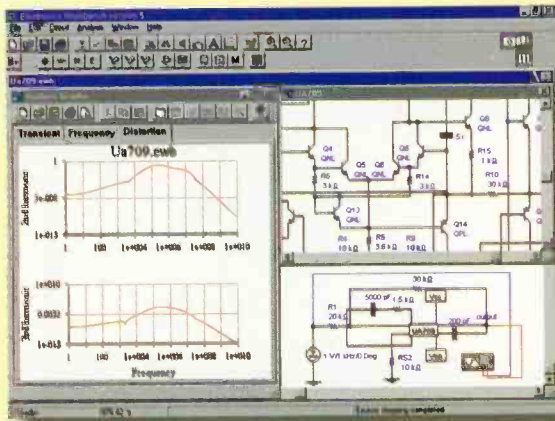


CIRCLE 128 ON FREE INFORMATION CARD

www.americanradiohistory.com

Better Designs -Faster

\$299



NEW!

Electronics Workbench Version 5 with analog, digital and mixed A/D SPICE simulation, a full suite of analyses and over 4,000 devices. Imports SPICE netlists. Exports to PCB layout programs. Still the standard for power and ease of use. Still the same low price.

Join over 75,000 customers and find out why more engineers and hobbyists buy Electronics Workbench than any other SPICE simulator. You'll be working productively in 20 minutes, and creating better designs faster. We guarantee it!

Check our web site at
<http://www.interactiv.com>
for a free demo

30-DAY MONEY-BACK GUARANTEE

VERSION 5.0 FOR WINDOWS 95/NT/3.1. Upgrades from previous versions \$79.

CALL 800-263-5552



INTERACTIVE

Fax: 416-977-1818 Internet: <http://www.interactiv.com> CompuServe: 71333,3435/BBS: 416-977-3540/ E-mail: ewb@interactiv.com
CIRCLE 126 ON FREE INFORMATION CARD

High-End Features

TRUE MIXED ANALOG/DIGITAL	YES
FULLY INTERACTIVE SIMULATION	YES
ANALOG ENGINE	SPICE 3F5, 32-BIT
DIGITAL ENGINE	NATIVE, 32-BIT
TEMPERATURE CONTROL	EACH DEVICE
PRO SCHEMATIC EDITOR	YES
HIERARCHICAL CIRCUITS	YES
VIRTUAL INSTRUMENTS	YES
ON-SCREEN GRAPHS	YES
ANALOG COMPONENTS	OVER 100
DIGITAL COMPONENTS	OVER 200
DEVICE MODELS	OVER 4,000
MONEY-BACK GUARANTEE	30-DAY
TECHNICAL SUPPORT	FREE

Powerful Analyses

DC OPERATING POINT	YES
AC FREQUENCY	YES
TRANSIENT	YES
FOURIER	YES
NOISE	YES
DISTORTION	YES

Electronics Workbench[®]

VERSION 5

INTERACTIVE IMAGE TECHNOLOGIES LTD., 908 Niagara Falls Boulevard, #048,
North Tonawanda, New York 14120-2060/Telephone 416-977-5550
TRADEMARKS ARE PROPERTY OF THEIR RESPECTIVE HOLDERS. OFFER IS IN U.S. DOLLARS AND VALID ONLY IN THE
UNITED STATES AND CANADA. ALL ORDERS SUBJECT TO \$15 SHIPPING AND HANDLING CHARGE