


studio sound

July 1975 25p

AND BROADCAST ENGINEERING

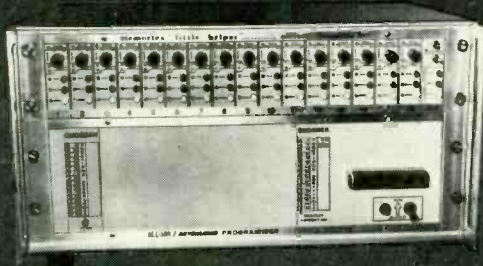


TAPE DUPLICATING

DISC CUTTING

Cadac and Automation


Put the memory into remembering.



We know it has been a long time happening—All the best things are worth waiting for—This is no exception.

We at Cadac are pleased and proud to announce the arrival of Allison Automation to our range of mixing consoles.

If automation is a consideration for your next console then Cadac have the answer. Incidentally the system can be retrospectively fitted to your existing equipment.



cadac

The established leaders in music recording consoles and techniques.

Cadac (London) Ltd.
141, Lower Luton Road Harpenden Herts. AL5 5EL
☎ Harpenden (STD 05827) 64351 Telex 826323

studio sound

AND BROADCAST ENGINEERING

EDITOR MICHAEL THORNE
ASSISTANT EDITOR FRANK OGDEN
EDITORIAL PRODUCTION DRUSILLA DALRYMPLE
ADVERTISEMENT MANAGER TONY NEWMAN
MAGAZINE SALES MANAGER DON BAILEY



THE LINK HOUSE GROUP

Editorial and Advertising Offices: LINK HOUSE, DINGWALL AVENUE, CROYDON CR9 2TA. Telephone: 01-686 2599
Telex: 947709

© Link House Publications Ltd 1975. All rights reserved.

CONTENTS

FEATURES

| | |
|--|----|
| APRS EXHIBITION 1975: A PREVIEW By Michael Thorne | 28 |
| SURVEY: TAPE DUPLICATING AND DISC CUTTING EQUIPMENT | 46 |
| TAPE DUPLICATION By Angus McKenzie | 52 |
| DISC CUTTING IN PRACTICE By Tony Bridge | 58 |
| DISC CUTTING IN THEORY By Hugh Finnimore | 64 |

COLUMNS

| | |
|---------|----|
| NEWS | 22 |
| PATENTS | 26 |
| WORK | 40 |
| AGONY | 38 |

DISTRIBUTION

STUDIO SOUND, published monthly, enables engineers and studio management to keep abreast of new technical and commercial developments in electronic communication. It is available without charge to qualified readers: these being directors, managers, executives and key personnel actively engaged in the sound recording, broadcasting and cinematograph industries. Non-qualifying readers can buy *STUDIO SOUND* at an annual subscription of £5.52 (UK) or £5.56 overseas.

CORRESPONDENCE AND ARTICLES

All *STUDIO SOUND* correspondence should be sent to the address printed on this page. Technical queries should be concise and must include a stamped addressed envelope. Matters relating to more than one department should occupy separate sheets of paper or delay will occur in replying.

BINDERS

Loose-leaf binders for annual volumes of *STUDIO SOUND* are available from Modern Bookbinders, Chadwick Street, Blackburn, Lancashire. Price is £1.25 (UK and overseas). Please quote the volume number or date when ordering.

JULY 1975 VOLUME 17 NUMBER 7

THE recent UK Budget introduced for the first time the requirement to pay VAT at more than one rate, not including the academic zero rated items. The thinking, both social and economic, which led to such a decision may be discussed from both left- and right-wing standpoints. That, however, is a subject better dealt with elsewhere, for while a specialist paper might permit itself the liberty of a particular stance, such a subject is too wide for its coverage. Thus, the application of 25% to domestic luxury items such as hi-fi is taken for granted, as is the 8% rating on records. Unfortunately, the application of such legislation places recording studios in a confusing fringe area. Further woolliness is introduced when items are defined by function. For example, while a cheap stereo system is bought by a recording studio in the same way as a domestic consumer, its use as a grot-box monitor places it in the same category as a big mixer: a tool. Disc players and cassette recorders suffer the same schizophrenia. Previous anomalies under the old purchase tax were the other way round: the function was defined by the equipment, so that a very clear distinction was made between, for example, 25 cm (domestic) and above (industrial) loudspeaker drive units, whatever the final application.

For Vatman to make a clear decision, he must understand the operation of the record business. This is more than the legislators managed. There is a suspicion that, to the civil service outsider, a recording studio is simply some kind of glorified stereo system. Recording and ancillary equipment has more in common, functionally, with factory machinery or farm vehicles than with domestic hi-fi. Perhaps electricity is to blame, for it appears branded as modern and disreputable. If you plug your instrument into the mains it costs 25%; if not it's a bargain eight, and this despite the fact that a greater proportion of electric people play professionally. 'Electric' guitar strings are 25%, but buy them for a steel-string acoustic and the apparent rate should be 8%.

It has been mentioned that the VAT is reclaimable or passed on anyway, so that there is no overall financial loss. This first thought overlooks to some extent the liquidity situation of a studio. Since studio time is sold at 8%, the balance must be carried for some time if a 25% rate is applied earlier in the purchasing chain. The situation is aggravated when a master is for export and consequently zero-rated.

Since the declared principle behind the split ratio is to inhibit luxury consumption, it is obvious that as a product moves towards completion and final sale, the rate must only remain stationary or increase. The simplest position for increase is at the retail stage or the one before. Viewing record production overall, the recording studio is so far back in the manufacturing process as to be almost invisible . . . but records remain at 8% anyway, the non-luxury category.

At the time of writing one hopes that reason prevails as usual, although signs are not encouraging. But even if the obvious is made clear, a lot of time and effort will have been wasted in a bureaucratic paper chase which could have been avoided with a little forethought. Even if the studio business is a drop in an economic ocean to the Treasury, it still feels quite big down here.

STUDIO SOUND is published on the 14th of the preceding month unless that date falls on a Sunday, when it appears on the Saturday.



Total average net circulation of 8535 per issue during 1974. U.K. 5663, overseas 2872.

ITA-Europe's Leading Distributor

4 Channel



TEAC A3340 (S) RECORDER

Industrial version upgraded to studio requirements, with increased signal to noise performance and improved reliability. Four totally independent channels each with sel sync, input mixing, switchable VUs and all the facilities for easy multitracking. This industrial model is in more studios than any other version.

Available only from ITA. (Semi-pro version also available.)

Immediate delivery

8 Channel




ITAM 805 MASTER RECORDER

Fully modular electronics using plug-in PCBs throughout. Separate sync and replay amps give identical levels. Switchable VUs with slow decay. Individual oscillator for each channel. Dolby A switching facility. Comprehensive facilities include sync on all channels, servo controlled capstan, modular electronics, variable speed (optional), relay-solenoid operation. Compact console presentation for easy portability.

£1790 + VAT


Full console optional extra.



OTARI MX-7000 MASTER RECORDER

A field-proven master recorder from Japan's biggest manufacturer of professional tape recorders and duplicating equipment. Features include 3-speed operation, rugged construction, front panel EQ on record, play and bias, FET inputs, plug-in head assembly.

Track configurations: Mono, Stereo, 3-channel (NAB cartridge compatible), 4-channel $\frac{1}{2}$ or $\frac{1}{4}$ inch, 8-channel one inch. Prices approx. 60% of comparable products. Quick delivery.



OTARI MX-7308 MASTER RECORDER

Developed from the highly successful MX-7000 Series of Broadcast Recorders, the MX-7308 features motion sensing, full logic, servo tape tension, modular electronics.

£3690 + VAT

Scotch 207~Lowest Prices

Finance available

of Multitrack Equipment

16 Channel

Price Breakthrough

We hope to be exhibiting at A.P.R.S. two new 16 track recorders.

The Itam 16/10 based on the revolutionary Model 805 electronics will sell at around £4500 + VAT.

The Lyric 16 track 2" recorder is one of the finest examples of multitrack recorders currently available from Europe. Price will be about £10,000 + VAT.

Mixers



ITA 10-4

Ten balanced inputs, four output groups, 4 limiters, bass mid and treble EQ, modular construction, headphone monitoring. Extremely high quality construction only matched by mixers costing around £1000. £647 + VAT.

Twenty input version £990 + VAT.

Eight output version £1260 + VAT.

Immediate delivery

Also available for hire

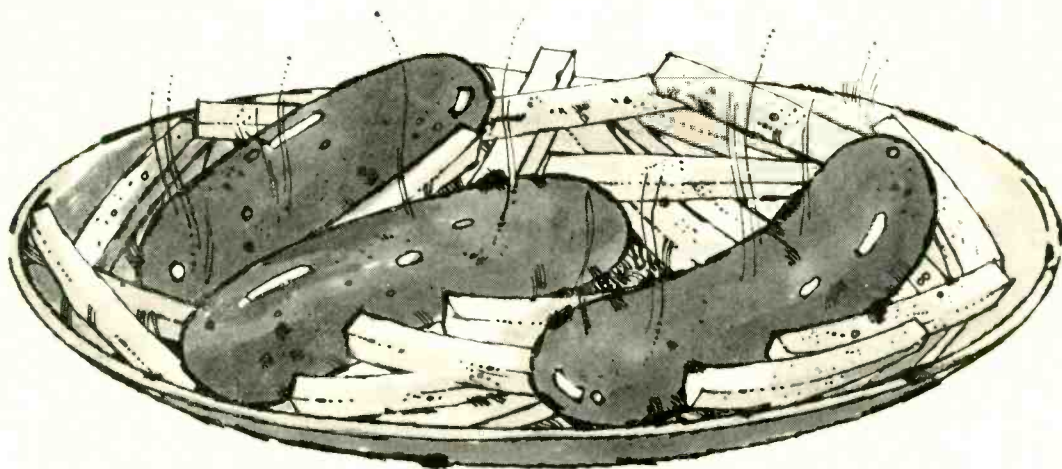
All equipment
on these 2 pages
are Industrial Products
and subject to
8% VAT

Industrial Tape Applications

ITA

5 Pratt Street, London NW1 0AE.
Tel: 01-485 6162 Telex: 21879

Beethoven, Blues or Bangers.



Professionals don't want to have to worry about the quality of tapes. Which is why many of them know and regularly use Racal-Zonal magnetic recording materials.

That goes for British and overseas broadcasting authorities, film and TV production companies.

RACAL
The Electronics Group

They appreciate the value of Racal-Zonal multitrack tape, audio and film soundtrack.

Racal-Zonal's reputation is your guarantee of dependability and quality.


Whether you're recording a symphony or a sizzle.

Racal-Zonal Limited, Holmethorpe Avenue, Holmethorpe Estate, Redhill, Surrey RH1 2NX
Telephone: Redhill 67171 Telex: 946520

Racal-Zonal the professional approach to magnetic recording media

before...

you buy another mixer, consider our new product range. Illustrated below is the new MOD 2 modular. 16 x 8 with 16-track monitoring, and all the most up-to-date operational features. We also have a new P.A. desk, a repackaged minimixer system with 4-track capability, an intercom system ...



ALLEN & HEATH Ltd.,

Pembroke House, Campsbourne Rd., Hornsey,
LONDON N.8. Tel : 01-340 3291 (10 lines)
Telex: BATISTE LDN 267727

NETHERLANDS

Pieter Bollen
Hastelweg 6, Eindhoven
Tel : 040-512777

BELGIUM

ARC s.p.r.l.
Rue Th. Decuyper, 134
1200 Brussels
Tel : 02-771-3063

Importers and stockists for
**audio & design
recording**

Tel. Reading (0734) 84487




Meet us on the
**RAINDIRK EQUIPMENT STANDS
No's 13/14**

TERRY YEADON, SOUND RECORDING CONSULTANT
23, HOLLYCROFT AVENUE, WEMBLEY PARK, MIDDX. HA9 8LG
Telephone 01-904 4827 01-242 7245

CHILTON MI6-2


16 Input 2 Output group
Comprehensive monitoring facilities. Shown with Mid Boost, 2nd Aux and Limiters fitted. Channel faders can be in pairs or equally spaced. M10-2 Version as above 10 Inputs, 2 Outputs.



CHILTON MI2-4

12 Inputs 4 Output group. Very comprehensive monitoring facilities. Monitor faders with independent mixing. Input channel panning across any 2 output groups selected.

Shown with Mid Boost, 2nd Aux. and Limiters fitted. Push button channel routing to output groups available. Also additional auxiliaries.



THE CHILTON SYSTEM:

All our Mixers can be supplied with basic facilities at a standard price. A comprehensive range of extras are offered which can be fitted with order or at a later date. This allows a very good basic Mixing Desk to be purchased and added to as experience or finance dictate.

BASIC: 10, 12 or 16 unbalanced line inputs, input gain, HF and LF equalization, 1 Aux. with pre/post sw. (for echo or foldback) Pre-Fade Listen, Pan and Channel fader. Peak Programme Meters, Switchable Oscillator, Monitor and Headphone Gain control each with Line/Tape/PFL select.

ALL AT
A.P.R.S.
STAND
Nos. 11 & 18

MAGNETIC TAPES Ltd.

CHILTON WORKS, GARDEN ROAD, RICHMOND, SURREY

Telephone: 01-876 7957

OUR CUSTOMERS GIVE US THAT PROFESSIONAL IMAGE

Acorn Records Oxford
Advision Ltd.
Air Recording Studios
Angus Mackenzie Facilities
Apple Recording Studios
Audio International Recording Studios
Bedford Sound Studios Cople
Carnforth
CBS Recording Studios
Chalk Farm Studios
Chappel Recording Studios
Chipping Norton Recording Studios
City of London Recording Studios
Colortune Studios
Craighall Recording Studios Edinburgh
Decca Records
De-Lane Lea Studios
Deroy Sound Service
Dick James Music
Disco Tape Recording Studios Sheffield
Eden Studios
Edgar Vetter
EMI Studios
EOS Recordings Barry
Excel Services Shipley
Funfair Records
Griffiths Hansen Recordings
Hollick & Taylor Recordings Birmingham
IBC Sound Recording Studios
IEA Recording Studios
Indigo Sound Studios Manchester
Island Studios
Jackson Recording Co. Rickmansworth
J & B Recordings
John Hassel Recordings
Kingsway Recorders
Lansdowne Recording Studios
Linguaphone Institute
Livingstone Studios Barnet
Majestic Recording Studios
Marquee Studios
Mayfair Studios

Maximum Sound Studios
Midland Sound Recording Coventry
Morgan Recording Studio
Morton Sound Newcastle
Multicord Studio Sunderland
Mushroom Studios Bristol
Northampton Sound Recording
Nottingham Sound Studio
Nova Sound Studios
Olympic Sound Studios
Orange Recording Studios
Phillips Recording Service Liverpool
Phonogram
Pye Recording Studios
Radio Luxembourg London
RG Jones of Morden
Richard Petre Oxford
Saturn Recordings Worthing
Scorpio Sound
SIS Recording Northampton
Stage Sound
Stewart Johnson Productions
Strawberry Recording Studios Stockport
Studio Republic Pinner
Sound Associates
Sound Developments
Sound News Productions
Square Records Royston
Sutton Sound
SWM Recording Studios
Tangerine Recording Studios
Templar Film Productions Glasgow
The Manor Oxford
Tony Pike Music
TPA Studios
Trident Studios
Victor Buckland Derby
Warren Recordings
Welsh Recording Llanelli
Wessex Sound Studios
Zella Recordings Birmingham



INTRODUCING THE

NEAL

MODEL 103

TRANSCRIPTION CASSETTE RECORDER

See us
on stand
no. 79 at
A.P.R.S.

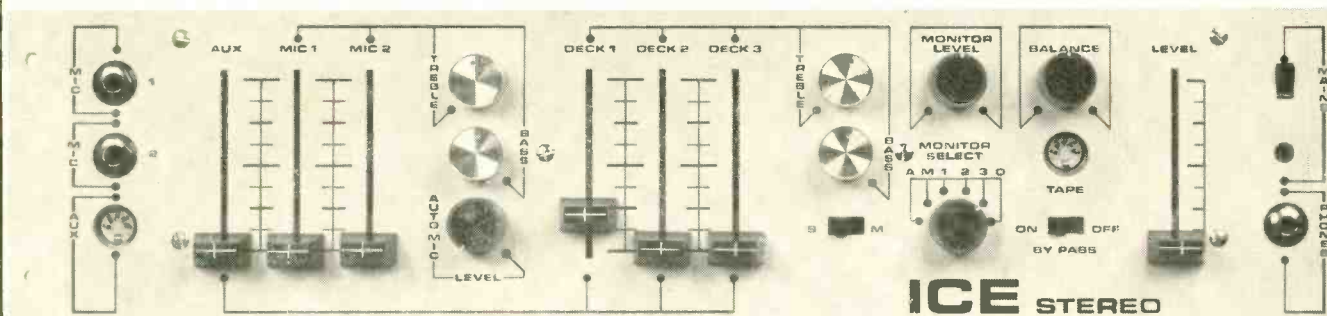


with exclusive "VARITAPE" facility

NEAL recorders with remote control, in twice speed options, and with audio-visual track formats, are available to professional users. Industrial "Specials" to order.

NORTH EAST AUDIO LTD., 5 CHARLOTTE SQUARE, NEWCASTLE UPON TYNE NE1 4XF. TELEPHONE (0632) 26660

LATEST MIXER PREAMP FROM ICE




STEREO OR MONO VERSIONS AVAILABLE FROM YOUR STOCKISTS

Icelectrics Limited

15 Albert Road, Aldershot, Hampshire.

Tel: Aldershot (0252) 28514

audix
SOUND SYSTEMS AND ELECTRONICS



**B100 SERIES
AUDIO
MIXING
CONSOLES**

Model B102, multi channel, 4 group, 2 main output mixing console — part of a new and flexible range of mixing equipment — each mixer having an interchangeable selection of control modules designed to enable your exact requirements to be met. Other mixers within the B100 series range from 4 input, 1 output O.B. units to multi channel consoles — all custom built with no compromise electronics to meet the highest broadcast and studio standards.

audix

MANUFACTURERS OF
SOUND SYSTEMS AND
ELECTRONICS

AUDIX LIMITED · STANSTED · ESSEX CM24 8HS
TELEPHONE BISHOP'S STORTFORD 813132
(4 lines) (STD 0273)

APRS 75

JUNE 19 & 20

8th INTERNATIONAL PROFESSIONAL RECORDING EQUIPMENT

EXHIBITION

CONNAUGHT ROOMS • GT. QUEEN ST. • LONDON

F. W. O. Bauch
Shure Electronics
Alice (Stancoil)
Macinnes Laboratories
Lockwood & Co
Hayden Laboratories
Surrey Electronics
Magnetic Tapes
Agfa-Gevaert
Raindirk
H/H Electronic
Cetec Inc
Bias Electronics
Amity Shroeder
Parridge Electronics
Pyral UK Ltd
Scenic Sounds
3M (UK) Ltd

Fraser-Peacock
BASF
Future Film
Allotrope
Soundcraft Electronics
Hedley Radford Electronics
Rugby Automation
Audio & Design
Trident Audio Developments
Jacques Levy Recording Services
Cadac
Helios Electronics
Allen & Heath
Calrec Audio
AV Distributors
Klark-Teknik
Racal-Zonal
"Beat Instrumental"

Rupert Neve
EMI Tape
Brenell Engineering
Leevers-Rich Equipment
AKG Equipment
Jackson Recording Co
C. E. Hammond
Capitol Magnetics
Audio Developments
Penny & Giles
NTP Elektronik A/S
Farnell-Tandberg
Tannoy Products
Sonaplan
Audix
Turner Electronic
Industrial Tape
Vitavox

Millbank Electronics
Midas
Ferrograph Co
"Studio Sound"
Lennard Developments
North East Audio
Grampian Reproducers
J. Richardson Electronics
Amplex
Rola Celestion
Lee Engineering
Sound Developments
Tweed Audio
"Music Week/Soundscape"
Studio Republic
International Musician & Recording
World
Altec (Theatre Projects)

Tickets: APRS, 23 CHESTNUT AVENUE, CHORLEYWOOD WD3 4HA

NEW equipment for the professional sound-recording studio from *brenell*

DESIGNED AND MADE IN THE U.K.

MULTI-CHANNEL EQUIPMENT

We have set a new price/performance standard with our 4, 8 and 16 channel studio recorders offering full facilities for the production of master recordings. PPM or VU meters on each channel. Equalisation to CCIR, NAB and IEC characteristics. Remote control for tape transport and record functions. The equipment is in full production and studio use in both U.K. and overseas.

STUDIO RECORDERS

for 2-channel reducing, field recording and full track mastering.

TAPE TRANSPORTS


We offer a widened range of 2 speed and 4 speed modules from 15/16 to 60 IPS, $\frac{1}{2}$ " to 1" tape width, with heavy duty solenoid operation and remote control facilities.

brenell

BRENELL ENGINEERING CO LTD

231-5 Liverpool Road, London N1 1LY Tel. 01-607 8271 (5 lines)

Finance available



Speaking to the professionals at **EMISON**

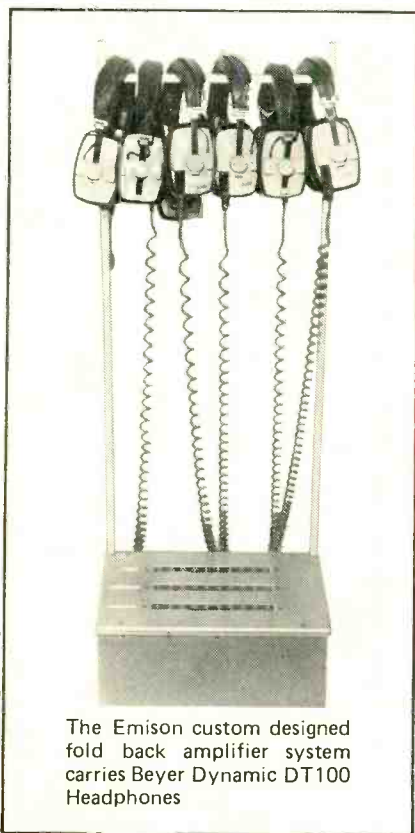



John Andrews said: "I have used Beyer Dynamic from the very start because we work to Broadcast standards."

M201 Dynamic Moving Coil Microphone

The M201 is a high quality product for the most demanding professional users. It will find its application as hand held or standmounted microphone particularly in recording and broadcast use. By its excellent hypercardioid characteristics the M201 is immune to unwanted noise even under extreme acoustical conditions.

| | |
|---------------------------|---------------------|
| Frequency Response: | 40 - 18 000 Hz |
| Polar Pattern: | Hypercardioid |
| Output Level: | 1,4 mV/Pa @ -56 dbm |
| EIA Sensitivity Rating: | -149 dbm |
| Electrical Impedance: | 200 ohms |
| Load Impedance: | > 1000 ohms |
| Hum Pickup Level (50 Hz): | 5 µV/5 µ Tesla |



The Emison custom designed fold back amplifier system carries Beyer Dynamic DT100 Headphones

BEYER DYNAMIC


BEYER DYNAMIC (GB) LTD · 1 Clair Road · Haywards Heath · Sussex
Tel : Haywards Heath 51003

Reliability and Simplicity...

... is what most of Britain's commercial radio stations, the BBC and a host of the major recording studios look for in the 3D Series reproducer cartridge machine and cartridges.

The 3D Series reproducer is the machine they now use, it has mechanical strength for continuous and reliable D.J. and broadcasting requirements, the minimum of controls for simplicity of operation and provides for either single or multiple deck capacity.

The best cartridges for the best machine. Our cartridges are the only ones with a proven acceptability to the commercial stations, studios and the BBC and have most of the market to prove it. NAB cartridges come in all types, lengths and are in stock now.



The best machines and cartridges from the company that has a reputation for reliability and service to the industry.

Short term hire of cartridge machines available.




For further information contact:— Chris Welsh

LEE ENGINEERING

Ashley House, Ashley Road,
Walton on Thames, Surrey, KT12 1JE
Tel: Walton on Thames 28783/4
Telex: 928475 Cables: LEETECH

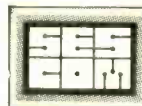


HIGH QUALITY AUDIO TRANSFORMERS SESCOM'S NEW "MI-SERIES"



- Low Distortion Typical <.2%
- All Popular Secondary Impedances
- Electro-Magnetic Shielded
- Electro-Static Shielded
- Four Power Levels -30dbm, -10dbm, +18 dbm, & +30dbm.
- Low Cost
- Stocked for Quick Delivery


(Send for Complete Catalog)



QUALITY ENGINEERED SOUND PRODUCTS

SESCOM, INC.

P.O. Box 590, Gardena, CA 90247 USA
Phone (213) 770-4510/TWX 910-346-7023



Servicers to the music industry
and studio maintenance and design

Specialists in all models of
Revox tape decks, sales, service,
repair, advice and any mod-
ification to suit your personal
application.


Collection and delivery. Also
hire facilities available.

**Now in stock - THE NEW
TEAC 4 CHANNEL A3340S**

105 High Street, Eton, Bucks, SL4 6AF.
Telephone WINDSOR 51403

Accuphase

華麗。重厚。音楽の感動を追い求めていま誕生。



Introducing two superb new components from Accuphase, representing the finest achievement to date in sound reproduction systems. Of the Accuphase E-202, 'Hi-Fi for Pleasure' recently wrote "a genuinely super-class amplifier of outstanding quality ... it outclasses several more costly and well known models".

Send for full specification on Accuphase E-202 integrated stereo amplifier. R.R.P. £375 + VAT and T-101 stereo tuner, R.R.P. £245 + VAT.

YOU CAN HEAR ACCUPHASE AT THE FOLLOWING DEALERS:


Harvey Nichols, Knightsbridge, London SW1X 7RS.
 Henry's Radio Limited, 372 Edgware Road, London W2.
 Hi-Fi Pro, 22 Buckingham Palace Road, London SW1.
 Laskys, 42-45 Tottenham Court Road, London W1.
 Laskys, 481 Oxford Street, London W1.
 Lindair, 227 Tottenham Court Road, London W1.
 R.E.W. Audio Visual, Centrepoint, 20-21 St. Giles High Street, London WC2.
 Audio T, 190 West End Lane, London NW6 1SQ.
 Global Audio Limited, 120 Notting Hill Gate, London W11.
 Croydon Camera Centre, 96 Whitgift Centre, Croydon, Surrey.
 Southern Audio Services, 43 High Street, Kingston-upon-Thames, Surrey.
 Sutton Hi-Fi, 209 High Street, Sutton, Surrey.
 Unilet Products Ltd., 35 High Street, New Malden, Surrey.
 Audio Spectra, 202 High Street, Hornchurch, Essex.
 D.T. Wicks & Co. Ltd., 49-51 North Station Road, Colchester, Essex.
 Oxford Audio Visual, Old High Street, Headington, Oxford.
 K.J. Leisuresound, 33 Bridle Path, Watford, Herts.
 Stevenage Record Centre, 6 Market Place, Stevenage, Herts.

Reading Cassette & Hi-Fi Centre, 6 Harris Arcade Friar Street, Reading.
 Jeffries Radiovision, 6A Albert Parade, Eastbourne, Sussex.
 Seen & Heard Hi-Fi, 12 Fitzallan Road, Roffey, Horsham, Sussex.
 Audio Hypermarkets, 4 Railway Street, Chatham, Kent.
 Management Electronics, Old Christchurch Road, Bournemouth, Hants.
 Climax Audio, 2 Broad Row, Great Yarmouth, Norfolk.
 Bristol Hi-Fi Centre, 26 Broad Street, Bristol, BS1 2HG.
 Ken Whittle Ltd., 788 Stratford Road, Sparkhill, Birmingham B11 4BP.
 The Hi-Fi Centre, Green Lane, Wilmslow, Cheshire SK1 3AN.
 Eric Wiley, 64 Beancroft Road, Castleford, Yorks.
 The Hi-Fi Studio, 8 Byram Road, Huddersfield, Yorks.
 Sheffield Sound Centre, 101 Ecclehall Road, Sheffield 11.
 F. Benfell Limited, 78 Westfield Road, Blackpool, Lancs.
 James McKenzie Ltd (Sound Studio), 36/38 Grange Road West, Birkenhead, Merseyside.
 R. Talisman Hi-Fi Ltd., 109/111 Stockwell Street, Glasgow C1, Scotland.
 J. Moore Radio & T.V. Engineers, 58 Frances Street, Newtownards, Co. Down, N. Ireland.



Sole U.K. Distributors:
 Belmont AV Limited, Fircroft Way, Edenbridge,
 Kent TN8 6HA.
 Telephone: Edenbridge (073 271) 4116.

AUDIO MEASURING INSTRUMENTS



Illustrated is the LDO3 Low Distortion Oscillator from a range of audio Measuring Instruments including:

- DMS3 Distortion Measuring Set (Battery-operated)
- PPO.1 Portable Precision Oscillator (Battery-operated)
- PO.1 Precision Oscillator (50 ohms or 600 ohms unbalanced output)
- CO.1 Communications Oscillator (600 ohms unbalanced/floating output)
- HSV.1 High Sensitivity Voltmeter (10 μ V. f.s.d. Includes noise weighting filters)

AUDIO AMPLIFIERS



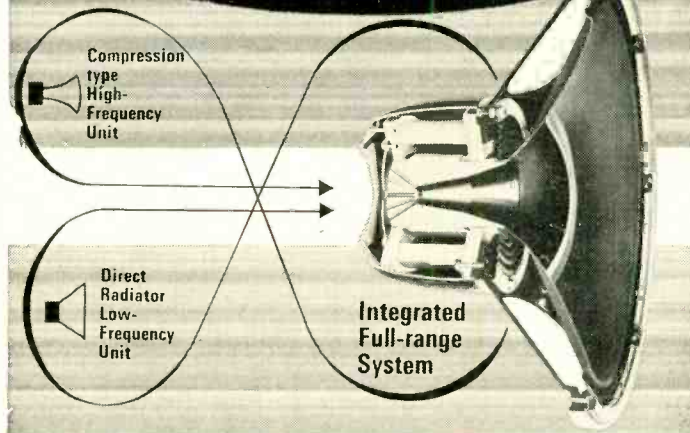
FOR THE PROFESSIONAL

Illustrated is the ZD22 Pre-amplifier from a range of audio amplifiers including two new power amplifiers in the ZD range having virtually zero distortion at rated operating levels.

- ZD100 Power amplifier (75 watts into 8 ohms, 125 watts into 4 ohms)
- ZD200 Power amplifier (125 watts into 8 ohms, 250 watts into 4 ohms)

Hedley Radford Instruments Ltd.
Hedley Radford Audio Ltd.,
 Ashton Vale Road, Bristol BS3 2HZ
 Tel. 0272 662301


THE *New* TANNOY




The Monitor H.P.D. represents a further outstanding improvement of a loudspeaker system which has become regarded as a quality standard over the last 25 years by Recording Studios throughout the world. There is a very good chance that your favourite records and tapes were monitored on Tannoy Dual Concentric loudspeakers, and to select these superbly engineered, individually hand-assembled speakers for your music system assures you of the same professional performance.

| | 260 mm 10" | 310 mm 12" | 410 mm 15" |
|---------------------------------|-------------------------|-------------------------|-------------------------|
| Power Handling Capacity* | 50W | 60W | 85W |
| Frequency Response | 27-20,000 HZ | 25-20,000 HZ | 23-20,000 HZ |
| Intermodulation Products | less than 2% | less than 2% | less than 2% |
| Impedance via Crossover network | 8 ohms (5 ohms min.) | 8 ohms (5 ohms min.) | 8 ohms (5 ohms min.) |

*INTEGRATED PROGRAMME MATERIAL



The Girdacoustic Cone improves frequency and transient response, gives much increased power handling capacity and greater mechanical stability.




The High Temperature Voice Coil assures absolute climatic stability and great mechanical strength together with much improved power handling capacity.




The Tanoplas Surround gives low bass resonance with excellent mechanical stability and freedom from edge reflections.



Patented Magnetic Shunt combined with specially treated and selected steel gives maximum magnetic flux in the unique Tannoy twin gap system. Improves sensitivity and damping.



Unique High Frequency Unit with separate diaphragm and voice coil coupled to the horn by a 19 element phase-matching system.



High Power Crossover Unit with solid dielectric condensers throughout, combined with treble and roll-off controls.

Designed to sound better - naturally...



NORWOOD RD. WEST NORWOOD SE27 9AB
 Tel: 01-670 1131 Telex: 949755


Ferrograph Professional Studio 8 Console



Full logic control. Tape motion sensing. Two speeds. Servo-controlled capstan. Constant tape tension. Direct-reading tape timer (minutes and seconds). Three editing modes. Provision for synchronisation, remote control and remote display panel. Available for line-in/line-out or with mixing and monitoring facilities. IEC or NAB equalisation. Full or

half-track mono, dual track or stereo. Easy access for maintenance. Also available in transportable and rack-mounted versions.

For full details contact Ferrograph Professional Recorder Company, 442 Bath Road, Slough SL16BB. Telephone Burnham (06286) 62511. Telex 847297. Cables Britferro, Slough.



10/4

PORTABLE

PROFESSIONAL SOUND EQUIPMENT *from—*



TWEED AUDIO

ELECTRONICS

ROSEWOOD INDUSTRIAL ESTATE, KELSO, ROXBURGHSHIRE
SCOTLAND. TELEPHONE 2983 STD 057 32

MULTI-TRACK

Vari-band sweep equaliser.

Five sections, 20-100 Hz, 100-600 Hz, 600-3 KHz, 3 KHz-6 KHz, 6 KHz-20 KHz.

Each section continuously tunable.

+15 dB boost or cut.

Bandwidth variable between 2 dB per Octave and 16 dB per Octave.

The most flexible equaliser on the Market—at a down-to-earth price.

*Coming shortly—*the Multi-Track Delay Line.



Sole Distributors:—

**Mellotronics Ltd.,
35 Portland Place,
London W1N 3AG.**

Tel: 01 637 0692

For details ring Peter Granet

Rycote

make

WINDSHIELDS

almost indestructible

for

Sennheiser 815, 415, 435. AKG 451-CK1, CK8, CK9

also shock mounts, swivels, pistol grips and covers

RYCOTE, POOLHEAD LANE, TANWORTH-IN-ARDEN
WARWICKSHIRE B94 5EH Tel: EARLSWOOD 2339

STUDIO ACCESSORIES

WE SUPPLY HEADPHONE BOXES, MIC. BOXES, WALL BOXES, LEADS, SWITCHING BOXES, OR ANY SMALL CUSTOM BUILT BOXES TO ORDER.

WE SPECIALISE IN SUPPLYING, SERVICING AND MODIFYING REVOXES.

EQUIPMENT HIRE. REVOX A77, AKG BX20 ECHO, MIXERS, AMPS, MIKES, CABLES, etc.


We also supply mic. cable in 10 colours (ex-stock), and all other studio equipment. Including: Spondor, Neal, Alice, Quad, AKG, Beyer and recording tape.

RADIO RECORDINGS 01-586-0064

AMCRON

800 SERIES RECORDER

- * Computer Logic Control. Prevents tape breakage by providing fool-proof operating controls.
- * Feather touch push-button mode controls.
- * Photo-cell, automatic shut-off in all modes.
- * Take-up reel motor shut-off switch for editing.
- * Motor shut-off switch (electronics remain on).
- * Cue lever for controlling tape-to-head contact.
- * Professional styling and colour combinations.
- * Fully remote controllable.
- * Patented electro-magnetic brakes.
- * Plug-in modules for all functions: mic modules optional.
- * Built in remote record (CX-800's) for no thumps on tape at beginning or end of record mode.
- * Echo controls built in.
- * Front panel bias adjustment.
- * 3-speed equalization.
- * Treble and bass controls with "flat" detents.
- * Available with 600 or 250 ohm balanced XLR cannon inputs and outputs as an accessory.




AVAILABLE IN
MONO, STEREO, OR
FOUR TRACK IN-LINE

NEW

VFX-2 DUAL CHANNEL CROSSOVER/FILTER

The Amcron VFX-2 provides continuously variable filters which can be used to perform either crossover or band pass functions. The dual channel unit employs two filters per channel, each continuously variable from 20 Hz to 20k Hz. Filter rolloff is at a fixed 18dB/octave.




Our London stockists for all AMCRON equipment are REW (Audio Visual) Ltd., 146 Charing Cross Road, London WC2. Tel. 01-240 3883, and also at 10-12 High Street, Colliers Wood, London SW19. Tel. 01-540 9684.

or Direct to sole agents:




MACINNES LABORATORIES LTD.

**MACINNES HOUSE, CARLTON PARK INDUSTRIAL ESTATE,
SAXMUNDHAM, SUFFOLK IP17 2NL
TEL: (0728) 2262 2615**



The choice of professional audio controls for use in studio equipment has always involved a series of complex compromises of noise, life, "feel", accuracy, and price. Waters Manufacturing has developed a complete line of attenuators for the professional audio field all of which feature MystR®, a proprietary conductive plastic resistance element, and precious metal contacts.




MystR's glass-hard, smooth wiping surface eliminates noise problems and gives long life, trouble-free performance in fader applications. Truly "stepless" attenuation is achieved with Waters computer-controlled curve-shaping technique which actually tailors the attenuator resistance element assuring superior tracking accuracy.



Waters Manufacturing, Inc.
SOLE UK REPRESENTATION:

SOUNDCRAFT
ELECTRONICS LIMITED

4th Floor
5/7 Sutton Street, London EC1
Tel.: 01 251 3631/2/3



FOR
SOUND SENSE

MIX WITH

PARTRIDGE
ELECTRONICS


MANUFACTURERS OF AUDIO MIXERS
FOR ALL PURPOSES

VISIT US ON STAND 21
A.P.R.S. EXHIBITION

21-25 HART ROAD • BENFLEET • ESSEX SS7 3PB

REWAUDIO CONTRACTS

LONDON'S LEADING CONSULTANTS AND DISTRIBUTORS FOR P.A., STUDIO AND PROFESSIONAL AUDIO EQUIPMENT



NEW TEAC 3340S INDUSTRIAL
The Teac A 3340S professional model is a very high quality, 4 track (separate) recorder. Operating at 7½ and 15 i.p.s. with full built-in sel-sync facility. Potential 8 input source (4 line and 4 mic) incorporating separate mixing controls on front panel. In stock.
NETT PROFESSIONAL PRICE ON APPLICATION

MICROPHONES

REW Audio Contracts are able to offer the following microphones at professional prices (subject to stock), to bona-fide pro users.

| | |
|---------------|---------------------|
| AKG | SONY |
| SHURE | ELECTROVOICE |
| CALREC | DAN GIBSON |
| BEYER | SENNHEISER |
| RESLO | |


Phone for a fantastic quotation!

4 CHANNEL PRICE BREAKTHROUGH! New Dokorder 8140 Multi-Sync Recorder




Similar facilities to Teac 3340. Three motors, 3 heads, solenoid operation, electronic echo. Speeds 7½ and 3¾ i.p.s., 7in. spools. Mic and linemixing.

PROFESSIONAL PRICE ON APPLICATION
also available Model 7140. Details on request.



REVOX A77 Mk IV
The world famous A77 1102 Series III semi-professional recorder, available in 3¾ and 7½ i.p.s. or 7½ and 15 i.p.s. speeds+sel-sync and varipatch conversions. This machine proves a long standing favourite with the REW Audio Contracts range of mini-studios. In stock.
NETT PROFESSIONAL PRICE ON APPLICATION


AMCRON AMPLIFIERS Sole London Distributors



| | | |
|---------------------------------------|--|---|
| AMCRON DC300A 200+ 200W rms | AMCRON D60 40+ 40W rms | NEW MODEL M600 750W rms mono |
| AMCRON D150 100+ 100W rms | AMCRON VFX2 Electronic Crossover | PHONE FOR LOWEST PROFESSIONAL PRICES |

BRITAIN'S WIDEST RANGE OF MIXERS

All models ex stock



SPECIAL OFFER FAMOUS MIXER

This high quality inexpensive 4/2 mixer incorporating 3 band eq, pan pots, faders, limiters and echo send controls make it a good starting point for the basic mini studio set up.


R.R.P. £139+VAT
REW Nett Pro Price
£99 + VAT

Power supply extra

STRAMP

of Germany

Latest line of high quality mixing desks. Models available from 6/2 + 2 F/B Groups to 16/2 + 2 F/B Groups. Can be supplied with electronic crossover and built-in talk back mic. Complete in flight case.



Nett Professional Prices from £590 + VAT

ALLEN & HEATH POP MIXER 16/2. ALLEN & HEATH MINI MIXER 6/2. ALLEN & HEATH MON MIX. BOX 5/2. SOUNDCRAFT 12/4. SOUNDCRAFT 16/2. ALICE AD62 6/2. AUDIO TECHNICS MM42 4/2. SONY MX16 8/4. LAMB PML422 4/2 (PROVISION FOR 8/4)

MAIN LONDON STOCKISTS FOR QUAD AMPLIFIERS INCLUDING 303, NEW 303J and 50E.

REW Audio Contracts, 146 Charing Cross Road, London WC2. Tel: 01-240 3064/5

VIDEO, INDUSTRIAL AND STUDIOS AT

REW Video Contracts, 10-12 High St., Colliers Wood, London SW19. Tel: 01-540 9684/5 Telex 896194

Paris show

THEY SAY THAT Paris in the spring is a beautiful place producing bemused elation in tourists. The 17ème Festival International du Son (March 10 to 16) bemused visitors for rather different reasons. For some, the Festival could be termed the greatest show on Earth; about 400 exhibitors occupied three floors of the Centre International de Paris, the enormous monolith at Porte Maillot to the north west of the city. To others, it might have appeared an overstatement. Whatever the ethos, it provided a spectacle totally unparalleled by any British consumer audio show. Moreover, the unwieldy machine functioned in a way calculated to bring shame on the administration of many lesser events. It wasn't just the numerous convenient facilities (perhaps more a function of the building) but the concise brochures with directions that really worked, the stand layout and, most important of all, the large and operationally excellent demonstration facilities.

Of the object of the exercise, there seems little new to tell; hardware manufacturers appeared to use their energy in consolidation of existing product lines without major concern with the peripherals such as multiphonic sound. However, the big four fired interesting broadsides with their respective systems without attracting much obvious interest from prospective purchasers. The only notable exception to regressive marketing policies of the major manufacturers is the growing collection of high quality cassette recorders available to the record buying public. Which poses an interesting question to a number of interested parties: what will they record? One would have to be very naive to suggest solely babies and the amateur dramatic presentation of *Last Tango . . .* It would appear that those concerned with disc hard and software have nothing to fear.

And so to lunch at the exhibition cafeteria on the third floor. The British grumble about the 8p cup of BR tea or the 40p expo special sandwich. To the French must go the credit for pioneering the £2.50 'assiette Anglais'—three leathery slices of cold meat washed down with a piece of lettuce.

Better things were to be found on the second floor. Manufactured

by Magneplanar, wafer loudspeakers driven by a battery of 250W Audio Research valve amplifiers produced richness and transparency of sound unequalled by any other demonstration at the show. These speakers aren't new by any means, but considering the performance, the principle deserves a small mention. Looking like an old fashioned 'modesty screen' the concealed motor system comprises a mylar diaphragm bonded to copper parallel conductors. The 180 x 20 cm radiator operates in a planar open flux magnetic circuit following the path of the conductors. The total effect is to produce a driving force proportional to the applied emf across the conductors uniform over the entire area of the diaphragm. In the Magneplanar system, a conventional crossover divides the input between high and low frequency sections. The actual difference in the drivers is limited to the gauge of conductors used. At the show demo, a total power of 750W was used—the sensitivity of the system is low.

JBL suggested that every living room needs a pair of 4350s; judging by the number of ooing and aahing hi-fi enthusiasts, such a speaker in such a room forms part of every true blooded Frenchman's dream. Lots of interest was shown in another stand equipped with pro recording gear—a contingent from a studio called 'Red'. Apart from demonstrating to Parisiennes how to do a mix down with an Ampex

1100, the purpose of the exercise was unclear. In any event, the crowd surged towards machine and desk, the front runners reaching out in a frantic effort to twiddle anything within grasping distance. The inevitable happened. While the tape op's back was turned in an attempt to offset a charge from the rear, a hand at the front shot out in a straight grab for the fast forward button. Because the machine had been fitted with a one inch block, the raised take up spool offered plenty of scope for a loop to fall off causing the master tape to graunch its way around the spool platform adaptor plate. Considerable consternation and tears followed.

UK gear in US

AUDIOTECHNIQUES OF STAMFORD, Connecticut, announce plans to distribute the Allen and Heath range of modular mixing consoles. Designed to meet the needs of a compact recording studio, the mixers are available in a variety of configurations between eight in/two out to sixteen in/eight out. Because of the modular nature of the consoles, the system permits rapid expansion.

Special features on each channel include parametric eq on the middle, hi and lo eq, phantom powering and echo plus cue send. Standard fixtures on group are

separate monitor mix section, full size patch bay, overdub sync capability, cue mix, slate/talkback and calibration vfo. Allen and Heath Ltd, Pembroke House, Campsbourne Road, Hornsey, London N8. Phone: 01-340 3291. USA: Audiotechniques Inc, 142 Hamilton Ave, Stamford, Conn 06902, USA. Phone: (203) 359-2312.

Mini mixer

PARTRIDGE ELECTRONICS offer a low price range of 'box' style mixers with a wider than usual range of facilities. These include pfl on channels, afl on mixer output, bass and treble eq and vu meter monitoring. Up to five input channels may be simultaneously and individually mixed with long travel slider faders.

The complete mixer, with optional power supply, is housed in a robust, stove enamelled case. It is available as a basic mono or stereo five channel unit, with some or all of the facilities outlined above. Partridge Electronics, 21/25 Hart Road, Benfleet, Essex. Phone: 03745-3256.

APRS meeting

THE CHAIRMAN and secretary of the executive committee of the Association of Professional Recording Studios held a meeting at the Connaught Rooms, London, on April 25 to discuss 'the future of the recording industry'. Over fifty engineers and studio managers attended, though the number declined as the afternoon wore on. The subjects discussed included VAT. The position as it affected studios was unclear at the beginning of the meeting and no clearer at the end. Jacques Levy said he would obtain a ruling on the matter. This may have the effect, despite Mr Levy's best efforts, of obtaining a ruling against the industry where more beneficial results might be obtained by leaving individual studios to treat with their local Vatman.


During the discussion on mechanical copyright, Mr Ellis of the MCPS said that a parliamentary committee was discussing an increase in the royalty and whether a copyright fee should be payable

Live music broadcast by ORTF staged at the Festival du Son



If you don't think there's a need for Automated Mixdown, you haven't had a session like this yet.

"All you've got to do now is take out the strings on the second eight of the first verse, raise the horns on the 'Do Dum Dums', bring up the vocal group on the 'La Las' and keep them down on the 'Lu Lus'. As the lead voice is flat on the first eighth of the second verse, take him up there and bring out the flugel horn. The bridge seems weak so let's restructure the whole mix at the second eighth note of bar two. You know – bass, guitar and drums up, strings and horns out and start panning everything else in circles. Watch the 'La Las' and 'Lu Lus' very carefully here and by the way ..."



Allison Research Inc.'s Memories Little Helper System.
Have it incorporated in your next **Cadac** or other
fine mixing console or build it in to your existing mixer.
It takes less than a day and costs less than you think.

For further information on Memories Little Helper, contact the U.K. agents:

Scenic Sounds Equipment or Allison Research Inc.,
27-31 Bryanston Street,
London W1H 7AB.
Phone: 01-935 0141.

2817 Erica Pl. P.O. Box 40288,
Nashville, Tennessee 37204, U.S.A.
Phone: 615-385.1760.

NEWS

on tape recorders or tape at the time of buying them, since the public seemed determined to record from the radio and records. Secretary Edward Masek asked if this was the Annan Committee.

A discussion followed on the non-payment of debts, and a Mr Wills, who gave legal advice to the APRS, said that studios ought to cover themselves against bad debts by including in their terms and conditions a clause stating that they would hold on to all master tapes until outstanding debts were paid. Some discussion followed about the starting of a blacklist. Mr Wills said that the APRS had tried to start a system some time ago whereby anyone with a bad debt should phone a central point and anyone with a doubt about a potential customer should phone him to find out if someone else had complained that the potential customer was a bad payer. Wills said the system should have worked but that they had had no response. 'All trade organisations have this sort of system'. It was perfectly legal, he said. No one raised the question as to whether putting someone on such a list might not open them to a charge of slander.

One engineer at the meeting described it afterwards as a joke. Another told me he thought it a waste of time. Another comment was that all but a few of the committee members had been conspicuous by their absence. 'It seems to many people that the whole thing was a recruiting exercise.' Both members and non-members had been invited and Levy had mentioned that a list was available of all the achievements of the APRS over the last year or so.

One man present thought a meeting of this type should be held in secret unless otherwise stated,

and was 'furious' when he discovered the press was there. On the assumption that he had had something worth listening to he demanded that his name be withheld in any account of the meeting. We agreed, and in any event, the problem doesn't arise. But we must give due notice that any future meetings we attend officially will be reported in full with who said what—if, that is, the meeting is considerably more successful than this one. The meeting would have been less costly and a great deal more effective if it had been held round the pub.

Telefunken move

THE COMPANY REPORTS a change of address from the erstwhile Clerkenwell Green and Chancery Lane offices to new premises at 202 Kensington Church Street, London W8. Phone: 01-229 9244. Telex: 22795.

Ampex to market Burwen

MARKETING AGREEMENTS have been reached between Ampex and Ohmtec Inc, the parent company controlling Burwen Laboratories. The contract gives the former the exclusive distribution rights in all countries except the USA, where the rights are non-exclusive.

The product range includes professional noise reduction hardware comprising DNF1500A—10 to 8k Hz bandwidth for use on class A telephone lines, DNF1500D—250 to 4 kHz bandwidth for use with class D lines, DNF1100—claimed to offer 14 dB of noise reduction for master tapes, cutting channels and programme lines. Ampex International, 72 Berkeley Avenue, Reading, Berks. Phone: 0734-55341.

Very tall loudspeaker

IT IS CALLED the *Beveridge Cylindrical Sound System*, is over 2m high and costs \$4000 for stereo pair in oiled walnut. Ignoring the manufacturer's torrential description, the basic motor unit appears to be an electrostatic transducer running the height of the column, loaded by an enclosed rear cavity and radiating through a phasing slot at the front.

Hard facts offered by the makers include an im figure via the internal power amplifier of 0.1%, a transducer capacitance of 5000 pf, peak power transfers of 1k VA and a frequency response over a 180° arc of 40 Hz to 15 kHz ± 2 dB. There is no indication of spl within the six pages of blurb. Harold Beveridge Inc, 442 North Milpas Street, Santa Barbara, CA 93103, USA. Phone: (805) 966 9031.

or contact closure.

The tempo beats correspond to multiples of the film frames, based on the standard rate of 24/s; three thumbwheel switches select the speed variable from 1 frame/beat to 40 frames/beat in 1/8 frame steps. United Recording Electronics Industries Inc, 11922 Valerio Street, North Hollywood, CA 91605, USA. Phone: (213) 764 1500.

UK agents: FWO Bauch Ltd, 49 Theobald Street, Boreham Wood, Herts. Phone: 01-953 0091.

Inter Navex 75

THE LONDON SHOWCASE for the audio-visual aids industry will take place at the National Hall, Olympia from July 8 to 11. Organised by




Digital metronome from Urei


Digital metronome

MANUFACTURED BY UREI, the type 694 provides an accurate tempo for use in producing live music arrangements on film sound tracks. Fourth generation from the original 960 introduced in 1963, it produces tempos independent of power line variations and can be synchronised to other equipment by a start pulse

Brintex Exhibitions Ltd for the National Committee for Audio-Visual Aids in Education and the Educational Foundation for Visual Aids, the exhibition will feature over 80 companies and related organisations. Further details from the organisers at 178/202 Great Portland Street, London WIN 6NH. Phone: 01-637 2400. 44 ▶



THE ULTIMATE IN TONE CONTROL



Teknik Dual IIs Graphic Equaliser

KLARK TEKNIK LTD

Summerfield, Kidderminster, Worcs
England DY11 7RE. Tel. 64027

BELGIUM

A.R.C., rue Th. Decuyper, 134 1200
Bruxelles. Tel. 771.30.63

HOLLAND


P. BOLLEN, Hastelweg, 6, Eindhoven
Tel. 40512.777

WORLD BROADCAST STANDARDS SET BY The CE4038

Bi-Directional Ribbon Microphone

For recording and broadcast studios where sound quality is the only consideration.

*Formerly made and distributed by STC.



For detailed specification of this microphone and other specialist application CE microphones—

WORLD WIDE DISTRIBUTORS



Hampstead High Fidelity Ltd.,
91 Heath Street, London NW3. 6SS.
01-435 0999 or 6377.

THE FOLLOWING list of complete Specifications Accepted is quoted from the weekly *Official Journal (Patents)*. Copies of specifications may be purchased (25p) from The Patent Office, Orpington, Kent BR5 3RD.

April 3

1393743 International Standard Electric Corporation.
Narrow band digital speech communication system.

1393777 Siemens AG.
Telecommunications exchange systems.

1393793 Hell GmbH, Dring Rudolf.
Methods for amplitude-quantitising an analogue voltage produced by electro-optical scanning of picture originals.

1393796 Philips Electronic & Associated Industries Ltd.
Shut-off device for a record changer.

1393807 Nautical Electronic Laboratories Ltd.
Beacon transmitter.

1393827 Philips Electronic & Associated Industries Ltd.
Loudspeaker mounting fixture.

1393828 Pronter-Werk, Allrend Gauthier GmbH.
Magazine for the simultaneous projection of slide pictures and the reproduction of sound.

1393847 Ricoh, KK.
Magnetic recording and reproducing apparatus.

1394113 Staar Development Co Sa.
Audio-Visual device for displaying transparencies in synchronism with the reproduction of corresponding sound recordings.

1394251 Philips Electronic & Associated Industries Ltd.
Magnetic recording head.

1394376 Thomson-CSF.
Device for imparting an alternating rotary motion to a body about a mechanical axis.

1394466 Datagraph AG.
Device for setting the position of a mobile processing station relative to the tracks of sheetlike record carriers.

April 9

1394611 Tiefenbrun, J.Y.
Gramophone record playing apparatus.

1394696 International Business Machines Corporation.
Magnetic recording systems.

1394713 Matsushita Electric Industrial Co Ltd.
Magnetic recording devices.

1394744 Philips Electronic & Associated Industries Ltd.
Filtering spatial frequencies.

1394793 Siemens AG.
Fault detection arrangements in PCM telecommunications systems.

1394858 Hammond Corporation.
Integrated circuit synthesis and bright wave organ system.

1394862 Post Office.
Telephone instruments.

1394878 Dole Electro-Systems Inc.
Sectional laminated structural system for area distribution of electrical power, and signal energy.

1395015 Sony Corporation.
Gamma correction circuit.

1395017 International Business Machines Corporation.
Method of making a magnetic head.

1395032 Philips Electronic & Associated Industries Ltd.
Electrical circuit arrangements including radiation energised circuit elements.

1395059 International Business Machines Corporation.
Methods of manufacture and magnetic transducers made thereby.

1395168 Beaumont, D.
Devices for turning leaves of books, music and the like.

1395171 Matsushita Electric Industrial Co Ltd.
Pick-up display system.

1395172 Matsushita Electric Industrial Co Ltd.
Image display system.

1395204 Philips Electronic & Associated Industries Ltd.
Electrical amplifier.

1395230 Schirmer, K.
Method and apparatus for recording audio frequency signals on a magnetic tape.

1395241 Hanlon, T. F.
Black and white image control by ultrasonic modulation of nematic liquid crystals.

1395244 EMI Ltd.
Chord construction indicator device.

1395256 Agence National De Valorisation De La Recherche.
Electrets.

April 16

1395471 Ljudmirsky, K. L., Forshtator, G. M. and Shkurovich, Y. S.
Methods of testing characteristics of magnetic signal recording equipment and apparatus for effecting said methods.

1395477 Sansui Electric Co Ltd.
Sound signal-converting apparatus for use in a four-channel stereophonic reproduction system.

1395496 Post Office.
Voice frequency transmission circuit.

1395513/4/5/6 Post Office.
Communications system.

1395565 Philips Electronic & Associated Industries Ltd.
Secret transmission system.

1395569 RCA Corporation.
Charge transfer circuits.

1395667 Soc Italiana Telecomunicazioni Siemens Spa.
Wobulator.

1395825 Agfa-Gevaert.
Film cassettes.

1395865 Astro Music Co Inc
Guitar servicing tool.

135878 BSR Ltd.
Record players.

1396069 Arvin Industries Inc.
Magnetic recorder provided with a recording arm safety lifter.

1396093 Reticon Corporation.
High density photodetection array.

April 23

1396135 Siemens AG.
Frequency division multiplex carrier frequency communication systems.

1396148 Freeman, A. B.
Chorus and ensemble animation rate compensation system.

1396172 Honeywell Inc.
Visible recorder apparatus.

1396228 Telefonbau Und Normalzeit CmbH.
Time multiplex telecommunication exchanges.

1396352 CBS Inc.
Apparatus for reproducing quadrasonic sound.

1396353/4 CBS Inc.
Sound reproduction systems.

1396433 Post Office.
Optical communication systems.

1396486 Matsushita Electric Industrial Co Ltd.
Display apparatus.

1396585 Philips Electronic & Associated Industries Ltd.
Noise reduction in receiving apparatus.

1396600 Motorola Inc.
Selective signalling apparatus with storage of call signals.

1396704 Hatfield Instruments Ltd.
Noise suppression system for HF SSB radio telephones.

1396824 Gibson Inc.
Electrical transducer for a musical instrument.

1396828 Thomson-CSF.
Electro-optical modulations employing chromatic polarization.

April 30

1396870 Evans-Pughe, J.
Electrophonic musical instrument.

1397117 International Liquid Xtal Co.
Display devices utilizing liquid crystal light modulation with varying colours.

1397228 Flachglas AG Delogdetag.
Optical display units.

1397318 International Computers Ltd.
Magnetic recording apparatus.

1397411 Plessey Co Ltd.
Evaluation of the duty ratio of a curved-flank pulse-width-modulated wave form.

1397412 General Electric Co Ltd.
Communication systems and apparatus for use in such systems.

1397437 Compagnie Honeywell Bull.
Ventilation device for a magnetic disc unit.

1397524 Teledyne Inc.
Amplitude-to-frequency converter.

1397527 Philips Electronic & Associated Industries Ltd.
Combined magnetic head for recording and playback.

1397561 Thorn Electrical Industries Ltd.
Circuits for transmitting periodic signals.

It makes sound sense to invest in Neve's new 8024



This is the year when money really counts. You want to get the best that money can buy. That is why it makes sound sense to invest in Neve's new 8024.

We have put a lot of value in to this console. The 8024 has the standards of technical performance, reliability and quality that you have come to expect from Neve. It is designed to provide comprehensive recording and mixdown facilities for up to 24 tracks in a minimum of space with a maximum of flexibility that makes sense to the smaller as well as big studio concerned about real economy.

A few sound points about the 8024

- 24 fully equalised input channels with outputs for up to 24 track recording
- 8 auxiliary mixed outputs for reverberation, cue, sub-grouping and other auxiliary functions
- Individual channels providing comprehensive overdub facilities
- Channels switched by single control from record to playback
- Every channel equipped with a quadraphonic panning system

- Comprehensive metering and monitoring for 24 track, and simultaneous quadraphonic, stereo and mono outputs
- Solo system automatically switched to the auxiliary meter
- A console of modular construction with all amplifiers enclosed and shielded for maximum reliability and performance.

The 8024 is a lot of value for the money. It is an investment backed by Neve's reputation for service to people whose business is sound everywhere.

Neve

The Sound of Neve is Worldwide

Rupert Neve & Co., Ltd., Cambridge House, Melbourn, Royston, Herts., SG8 6AU
England. Tel. Royston (0763) 60776 Telex 81381 Cables NEVE Cambridge
Rupert Neve Incorporated, Berkshire Industrial Park, Bethel, Conn. 06801, USA.
Tel. (203) 744-6230 Telex 969638
Hollywood: Suite 616, 1800 N. Highland Ave., Hollywood, Ca. 90028.
Tel. (213) 465-4822
Rupert Neve of Canada Ltd., 2719 Rena Road, Malton, Ontario, Canada.
Tel. (416) 677-6611 Telex 0696 8753
Rupert Neve GmbH 6100 Darmstadt Bismarckstrasse 114 West Germany.
Telefon (06151) 81764

APRS Exhibition

1975:

a preview

MICHAEL THORNE

THE EIGHTH EXHIBITION of the Association of Professional Recording Studios will be held on Thursday and Friday June 20 and 21. Admission by trade card, or by ticket from the Secretary, Edward Masek.

As usual, the venue is the Connaught Rooms, Great Queen Street, off Kingsway, London WC2. Holborn underground station; parking difficult. Given below is a list of exhibitors and brief details of what they expected to show when asked in mid-April.

Agfa-Gevaert will exhibit their full range of commercial recording tapes, cassettes and cassette tape. The *PEM* series will be demonstrated, possibly with others.

AKG will be exhibiting their complete range of dynamic, electret condenser and condenser mics. Particular attention is to be given to talk-back mics for mixing consoles, including new electret capsules *CE1* and *CE2* to be used with the *SE5* feeding unit. The new *D140* is a 'super *D190* and will be of interest to the thousands of *D190* lovers'. The new *TDU* digital delay line will be conventionally complemented by the *BX20* reverberation unit, now available with minimum decay time 1.5s.

Alice will be represented by their full range of equipment contributed by the three divisions of the company as 'Broadcasting', 'Mixers' and 'Instrumentation'. The first will include the modular mixing consoles *AM82/B*, turntable units, audio switching matrix and other rack mounting ancillary units. The mixers extend from the largest *AM* modular series, designed for extensive recording applications, down through the *SM* portable series to the budget series of small, self-contained mixers. An updated version of the *AD62* becomes the Alice *62-3* stereo. The 'Instrumentation' range of Alice is the audio noise measuring test set conforming with the IBA independent radio stations code of practice. As well as gain/resolution controls, the response may be set to CCIR standard, flat or patched to external filters.

Allen and Heath exhibit a number of new mixer systems. The *Mod 2* modular series can be up to 16/8 with 16 track monitoring. Another staple is the Quasi mixer, an 8/4 or 10/2, from which the new Pop mixer is derived, to be used in sound reinforcement systems. Inputs balanced, monitoring 'wide', the whole is in a portable form. The new version of the Mini-mixer is to be used in conjunction with complementary modules; in this way a 'variable and flexible system' may be constructed. Other modules include power supply, mic trans-

formers, monitor mixer and 'aux box', with limiter.

Allotrope: no information received.

Amity Schroeder will be showing versions of their multitrack tape transports, in both 50 and 25 mm versions. These remain substantially as before, with minor modifications. Four cartridge machines will be on display. Although electronics are unchanged, the mechanical system has been completely redesigned, offered as simpler and more reliable in difficult situations. There is no preload necessary. The start is begun normally, except that when the pinch roller is some 15° to 20° away from the vertical and the capstan, its power is cut; it then coasts to the contact and after a preset elapsed time the power is reapplied. Thus, it is claimed that fast start times are achieved with unusually low noise.

Ampex intend to show two examples of the multitrack *MM-1100* recorder, in conjunction with the Time Code Synchronising equipment which locks in either play or search mode and by which they may be cued simultaneously within 0.2s. Reflecting the recent acquisition of the Burwen agency for the UK, the stand will also feature the appropriate noise reduction units for 'all types of reproducing equipment, including Class A and D telephone lines'.

Audio and Design will show their usual range of limiters, compressors and band selection units. Additions include an expander/gate card module with rms and peak-sensing side chains. Designated the *F300*, they are available in any number; for example, 16 may be rack mounted. The *E520* parametric equaliser incorporates two sections of lift/cut and bandwidth variable between one fifth and five octaves. Frequency centre is swept through the whole audio band. The unit may also be set up as a hi/lo pass filter, and each section has its own overload indicator. An as yet unnumbered tape delay system will provide delays continuously variable over the range 30 to 500 ms. **Audio Developments** show the addition to their portable mixer range. Basically 16/4, it remains in compact format. All channels P&G fader-fitted, with 'comprehensive' monitor and sub-mix talkback, four compressors, four ppms or vus and four tape return feeds. Other products will include the *AD007* Mini Mixer and *AD031* Micro Mixer in 8/4 and 8/2 basic shapes, together with various other modules such as compressor/limiter, ppm and distortion analyser.

Audix show their new series of mixing equipment. Known as the *B100* series, they will be in typical formats and configurations. In par-

30 ►



Allen & Heath
Mod 2 series

Total Studio Design

TELEX
283332

FARRINGTON HOUSE
ST ALBANS ROAD EAST,
HATFIELD HERTS.
TELEPHONE 65251

DESIGN CONSULTATION,
PROJECT MANAGEMENT,
SYSTEMS ENGINEERING
INSTALLATIONS



Audiotek

* Systems Design & Engineering
* Installation and Commissioning

Acoustic Consultants Limited

* Studio Acoustics
* Vibration & Noise Control
* Architectural Acoustics

EVA

* Design by Intention
* Feasibility Studies
* Architectural & Interior designs
* Project Management

■ APRS PREVIEW

ticular, *B102* 10/2 and *B102* 16/4/2 free standing consoles and the portable *B103* 8/2 will be exhibited alongside radio continuity desks and some recently introduced items including master intercommunication and stereo spread control modules. A rack of additional signal processing gear will emphasise their new range of signal switching matrix and distribution amplifiers. Finally, the various other parts of the Audix range, such as the monitor amplifiers and the *MXT/200* and *800* modular mixers will be available.

AV Distributors are agents for the range of Stellavox and Stellamaster recorders, mixers and accessories. At APRS they will be showing the *SP7* miniature recorder and the *SM*, both of which are up to two tracks. The *SQ7* puts four tracks on 6.25 mm tape with full sync. The *AM148* mixer takes five input channels with usual facilities. The *ABR* attachment permits use of spools up to 30 cm diameter and the *ARU* synchronizer interfaces with film or vtr.

FWO Bauch will be showing a range of imported equipment which is, as usual, so extensive that a simple list takes a lot of compiling. From Studer will be shown the *B62* 6 mm recorder, the *A80/R* 6 mm, the *A80/R-TQ* 12 mm four track, the compact version of the *A80/VU* 50 mm 24 track with tape position locator system. Studer's mixer system will be a quadrasonic, 16 group console, with 22 quad pots and remote control for the associated *A80*. The usual range of Neumann condenser microphones and disc cutting gear will be on view. From EMT is a range of equipment much beyond their standard reverberation units: in addition to the *240* gold foil and *440* digital delay system will be the transcription turntable *928*, the *421* wow and flutter analyser, the *116* 'portable tuning tone', the *803* slow speed logging recorder, the *156* and *256* pdm compressors and audio frequency cables. Further assorted equipment on show will include: Universal Audio *UA-1176* limiter, digital metronome, 'Little Dipper' filter set, graphic equaliser, 'Cooper Time Cube' delay line, 'Sonipulse' acoustic analyser, graphic room equaliser, feedback (howlround) suppressor, and the 'Modulimeter'. From other companies come the Teletronix *LA-3A* limiting amplifier, Switchcraft *QG* audio connectors, Allison Research Kepex keyable program

expander and 'Gain Brain' limiter, ARP music synthesizers, Klein and Hummel monitor speakers and parametric equalisers, Magnetic Reference Laboratory (MRL) test tapes, Gotham digital delay system, Lexicon vari-speed tape time expander and compressor, Danner faders, Seydel faders and Albrecht magnetic film recorders.

Beat Instrumental: no information received.

Bias Electronics will show their familiar range of 6.25 mm recorders. In addition will be the *BE1000* portable version, in Mark Two guise. In a steel framed case, with teak veneered wooden sides, it is offered for either vertical or horizontal operation and has appropriate carrying attachments. Increased cabinet size permits choice of twin vu or ppm mastering, built in monitor amp and variable track formats. Critical modules are accessible from the front panel with all normal presets readily adjustable. While the electrical specification remains as the Mark I Series, the new electronics have improved bias and eq range. Also on display will be the slow speed logging version of the *BE1000*.

Brenell show the 50 mm tape transport they introduced in mock-up at the AES London convention exhibition. In redesigned format, it is single speed standard at 38 cm/s, although other speeds are available to order. Spool size up to 35 cm. The headblock is fully adjustable for azimuth, back and forward tilt and rotation and is interchangeable for 16, 24 and 32 track working as required. Tape position indicator is a mechanical four digit unit calibrated in minutes and hundredths, although digital display is optional and both may be in feet or centimetres. Usual function controls extend to slow 'inching' facility for cueing, in both directions, although hand operation is also possible. Back tensioning system is electronic after the damped sensing arm. Alternative mountings are available, the unit being capable of vertical or horizontal installation. Price of the basic transport is £1850; with heads etc range is from £2498 for 16 track to £3209 for 32 track.

Cadac will have several consoles to reflect their various lines. The new *E* range, developed specifically for the medium price market will be shown: the claim is that these offer facilities normally confined to the more expensive versions, such as three-way midrange eq covering nine frequencies in all, to the switching necessary for tape recorder interface incor-

porating sync facilities. Also on view will be an example of their portable console, an improved version of the speaker monitor system, a new monitor amplifier with integrated crossovers and a digital clock system providing real and elapsed time readings. On a smaller scale, their thick film gyrator used in their eq modules will be shown. Cadac also offers a consultancy service dealing with comprehensive studio installation.

Calrec Audio will show examples from their capacitor microphone range, which now includes an internally powered option giving over 1000 hours' use on one 1.5V mercury cell without the need for electret capsules. The heads in this new range are completely interchangeable with the others, as are the ranges of extension tubes and accessories. Calrec's new range of big mixers will be represented by that ordered by the BBC for their Bristol tv studios, a 16/4 version; another version, not on show but destined for Lime Grove tv studios, is 36/4. The consoles are oriented towards both music recording and broadcasting and are known as the *L* series.

Capitol Magnetics, the UK subsidiary of the American firm and formerly known as Audio Devices (UK) Ltd, offer a range of magnetic and disc basics. Their studio mastering tape claims high output/low noise and they emphasise its low print properties. Audiopak broadcast cartridges offer an improved guide system and tape storage areas to maintain performance in adverse usage. Other related products are cassette tape and backcoated lube tape, as well as audio disc blanks.



Cetec: no information received.

Emitape will be featuring their new cassette duplicating tape type *152* among their new range of commercial recording tapes and lacquer blanks. Principal among these are the ubiquitous *815* standard play and its matt backed counterpart *816*. Roy Taylor, EMI senior tape applications engineer, will be in attendance.

Farnell-Tandberg will display their new *10XD* stereo tape deck, which incorporates 'Dolby circuits and full monitoring facilities' and is in 38 cm/s, 285 mm spool format. The Series *II* professional battery portable recorders appear with associated equipment, enabling film sync operation. Although uncertain at the time of

32 ►

Below: Audix B102
Right: Cadac M341



There is a Dolby noise reduction unit for every professional application


Professional Recording and Transmission Applications



360
The Dolby 360 is a basic single-channel A-type noise reduction unit for encoding or decoding. This unit is normally used in a fixed mode such as in disc cutting or landline sending or receiving; the operating mode is manually selected.




361
The Dolby 361 is similar to the 360, providing a single channel of A-type noise reduction, but with relay switching of operating mode and tape recorder connections. The changeover can be controlled automatically by the recorder.



M-Series
The Dolby M16H A-type unit is designed specifically for professional multi-track recording, and incorporates 16 channels of noise reduction in a compact chassis only 10 1/2 inches high. The similar M8H is an 8-track version, and the M8XH allows simple extension of the M16H for 24-track use.

Noise Reduction Module



Cat 22
The Dolby noise reduction module, Cat 22, is the basic functional unit employed in all A-type equipment. The Cat 22 is available as a spare or in quantity to OEM users for factory installation. A half-speed version of the module (Cat 40) is also available.


Motion Picture Industry



364
The Dolby 364 Cinema Noise Reduction Unit is intended primarily for use with Dolby A-type encoded optical sound-tracks. The 364 also includes a standard 'Academy' filter for conventional tracks, a clean-up circuit for old or worn prints, and provision for playback of magnetic sound-tracks with or without Dolby system encoding.




E2
The Dolby E2 Cinema Equalizer is a companion unit to the 364, and has been specifically designed to solve the response equalization problems of cinemas. Used with the 364 and Dolbyized optical sound-tracks, the E2 enables most cinemas to achieve modern sound reproduction standards without replacement of existing equipment.



CP100
The Dolby CP100 Cinema Processor is designed for the reproduction of all current and presently foreseeable film sound-track formats including conventional optical and magnetic tracks, Dolby encoded monaural optical tracks, Dolby encoded magnetic sound-tracks and the new stereo optical release prints. Up to three noise reduction modules can be incorporated. Typically, three channels of theatre equalization, as in the E2, will be incorporated, but facilities exist for five channels of equalization and the connection of an external quadrophonic decoder.

Test Set (A-type)



Cat 35
The Dolby NRM Test Set, Cat 35, permits rapid verification of performance of Cat 22 Noise Reduction Modules without their removal or the need for additional test equipment.

Professional Encoders for Consumer Media



330
The Dolby 330 Tape Duplication Unit is a professional quality unit with B-type (consumer) noise reduction characteristics. The unit is used for encoding duplicating master tapes in the high-speed duplication of Dolbyized cassettes, cartridges, and open-reel tapes. The 330 is a two-channel unit.



334
The 334 FM Broadcast Unit allows broadcast stations to encode stereo FM broadcasts with the Dolby B-type characteristic. The unit also provides for a reduction of high frequency pre-emphasis to 25 microseconds; this reduces the need for high frequency limiting, thus allowing a significant additional improvement in reception quality.

If you have any queries or problems, please call us at 01-720 1111

Dolby Distributors in Europe

- Austria
AEG Telefunken, 1211 Vienna ☎ 38 36 01
- Belgium and Luxembourg
NV Delta Equipment SA, Brussels 5 ☎ (02) 376 6034
- Denmark and Finland
Quali-Fi Import-Radgivning-Elektronik
2930 Klampenborg ☎ (01) 63 17 11
- Eastern Europe
Denis Tyler Ltd, West Drayton, England ☎ 43681
- France
Ets Schaeffer Riesser & Cie, Paris 8
☎ (01) 2 25 00 24
- Germany
Telefunken Fernseh und Rundfunk GmbH
334 Wolfenbuttel ☎ (0 53 31) 8 31
- Greece
Audiolab Hellas, Athens ☎ (21) 82 52 22
- Italy
Neumannacoustic di Roberto Beppato
20134 Milan ☎ (02) 29 24 78
- Netherlands
NV Electrotechnische Maatschappij AEG
Amsterdam Slotervaart ☎ (20) 5 11 63 33
- Norway
Morgenstiem & Co A/S, Oslo 5 ☎ (02) 37 29 40
- Portugal
Casa Serras, Lisbon ☎ 32 01 33
- Spain
Singleton Productions, Barcelona 6 ☎ 2 28 38 00
- Sweden
ELFA Radio & Television AB, 17117 Solna
☎ (08) 7 30 07 00
- Switzerland
EMT Wilhelm Franz, 5430 Wetztingen
☎ (56) 26 05 50

Dolby
Dolby, Dolbyized and the double-D symbol are trademarks of Dolby Laboratories Inc.

Dolby Laboratories
1133 Avenue of the Americas, New York NY 10036
☎ (212) 489-6652 Telex 125797
346 Clapham Road, London SW9
☎ 01-720 1111 Telex 919109

■ APRS PREVIEW

writing, Tandberg hoped to show a new studio monitor loudspeaker system.

Ferrograph will be emphasising their Studio 8 series of tape machines. These are available in transportable, console and rack-mounting dress. Optional two-speed operation is available, in standard 38/19 or 19/9.5 cm/s choices. The basic transport and record/replay electronics can be augmented with simple integral mixing and monitoring facilities. Particular design techniques are a system incorporating fibre optics light guide for tape motion sensing, led position indicator in minutes and seconds, and interlock on related functions. Additional links are available for remote control and display and for tandem operation. The Audio Test Set *RTS2* and its Auxiliary Unit *ATU1* provide balanced in/out connections for measurement of frequency response, input sensitivity, output power, s/n ratio, distortion, gain, wow, flutter, cross-talk, drift and erasure.

Future Film: no information received.

Grampian will be showing a range of equipment reflecting their particular approach to sound reinforcement and distribution. In particular is the Series 7 range of modules incorporating the *730* and *7301* self powered mixers together with the 'Basic Type *73*' and 'Extended Type *73*' rack systems. Custom installations are also catered for. The separate modules will be exhibited, together with various versions of the Series 7 power amplifiers. Also: microphones, loudspeakers, reverberation units and ambio-phonics units.

CE Hammond: no information received.

Hayden Laboratories will introduce a number of new items from the European manufacturers that they represent. For the first time at APRS will be the miniature Nagra *IS* recorder,

smaller than the *IV* series for specialised applications in which size and lightness are paramount. In addition, new Kudelski accessories for other Nagra tape recorders will be shown. From Sennheiser comes for the first time in the UK their recently introduced range of phantom-powered condenser microphones. Thus, the phantom adaptor is not needed, as it was on the **AB** powered range previously. For some microphones, improved performance specifications are claimed in addition. It is anticipated that the new Telefunken 50 mm tape transport will be on view, in its 24 track console version. A particular Telefunken feature will be a complete master/slave cassette tape duplicating system which is newly introduced by the Milan branch for application to the medium run sector of the market.

Helios Electronics: no information received.

H/H Electronic have extended their range of amplifiers and related equipment since last year. Amplifiers remain staple diet: on the stand will be the *TPA 100D* given as '250W into four ohms'; others are the *50D*, *25D* and the *25DM* at 100, 75 and 75W into four ohms respectively. All have plug-in output stages and in addition the *TPA 100D* has a plug-in driver stage circuit board. The *AM8* amplifier is designed for BBC local radio station use. The *DM12* audio distribution amplifier is in a 47 cm subframe and each section gives 12 balanced outputs at 75 or 300 ohms, or 36 in all. Also on show will

be a new 12/2 portable mixer offered for recording applications or high quality pa, and the new echo unit, for single or multiple delay with variable time constant.


Industrial Tape Applications will be showing a fair range of new and established equipment, centred round tape transports. The *Itam 805* is a new eight channel 12.5 mm recorder offered at £1790 complete with modular electronics, servo capstan drive with optional varispeed, full level sync replay, 600 ohm outputs and others. Low price is ascribed to 'large scale production techniques'. *Itam* mixers are available in various formats, with control over 'input sensitivity', bass/mid/top eq, fb, es, stabilised power supply and monitor circuits. Again, prices are low at £647 for 10/4 and £1260 for 10/8. Additional 10 inputs come at £550 and delivery is claimed ex-stock. From Otari comes a number of new machines, principally the *MX 5058* in eight channel format on 12.5 mm tape. Basis is the deck and electronics of the *5050* stereo 6.25 mm, a portable recorder with motion sensing, logic control, *XLRS*, sel sync and additional quarter track replay head. The *MX 7308* is the eight track 25 mm version at £3695 including console. Delivery, again, from stock. The *DP 4050* is a new two speed version of their reel to cassette copier. Also on display: *Revox A77 Mark IV*, *Revox A700* and *Teac A3340*.

Jackson Recording will have Malcolm Jackson's list of studio equipment for sale. Festivities culminate in a competition to find the most unusual item of recording equipment, running concurrently with that of APRS. Entries to be submitted to the stand, where the winner receives a prize from Miss Norma Stitz.


Klark-Teknik launched their range of graphic equalisers this time last year, since when they claim to have been doing remarkably well. New models this time round are designated *27s*, *Dual 11s* and *11s*, the numbers reflecting the level of band splitting. In addition, a new pre-amp graphic unit will be introduced. For the first time at APRS, the *SM2* stereo recorder will be shown in its console version. This utilises *Teknik*'s established design approach, with electronic servo control throughout of the dual capstan transport. On view: broadcast version in metal cabinet and studio version in wood consoles.

Lee Engineering will exhibit some of their range of imported broadcast-oriented equipment. From *Scully/Metrotech* comes the *280* series tape recorders, with the new *284B-8* machine in eight channel format with 'high performance' electronics. And from *ITC* come the *RP*, *3D* and *SP* series of cartridge machines, available in mono/stereo and with up to three cue tones; *NAB* or *CCIR* eq. Also *Gates* turntables, *Scully/Metrotech* pipe and cable locator, *Audiopack* cartridges, and the *Metrotech 400L* Series Broadcast Logging recorder.


Leavers-Rich will show the *Proline 2000*, their latest 6.25 mm master recorder, with servo capstan and tape tension controls also operational in spooling mode and utilising optical coupling. Interlock is standard, with a 'spill function' facilitating editing. Additionally, the *K-line* of heavy duty cassette transports are offered for broadcast, recording and educational applications. Comprehensive remote facilities are available, and both broadcast and deck forms will be on view. Familiar products will



Bottom: *Scenic Sound's* memories little helper.
Left: *H/H Electronic's* TPA 255-M power amp
Right: *NTP's* ppm 177-800.



mba amplification




54-56 Stanhope Street, Euston, London NW1 3EX Telephone 01-387-7679

Louis De Potesta, ARC, S.P.R.L., Rue Th. Decuyper, 134, 1200 Brussels, BELGIUM. Tel: 7-71-30-63

SEE US ON APRS STAND N° 74

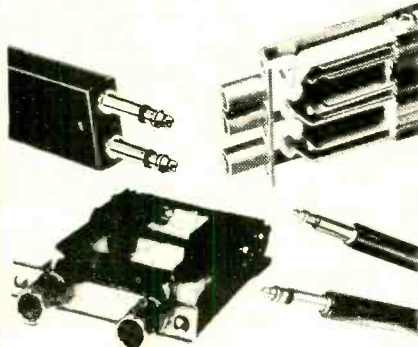
IF YOU NEED JACKFIELDS . . . WHY NOT TALK TO THE SPECIALISTS ?

Our new Bantam range gives a space saving of up to 50 per cent.



PANELS AND ASSEMBLIES

No supplier offers a wider range of panels, inserts and accessories for just about any configuration. And you can get them in any stage of assembly . . . individual components, sub-assemblies, or complete pre-wired and connectorised assemblies ready to install.



JACKS AND PLUGS

Singles . . . twins . . . back-to-back . . . 2+1 . . . patch and switchboard cords . . . most standard types are available for immediate off-the-shelf delivery.

For information on these and our range of B.P.O. type components contact: COMMUNICATION ACCESSORIES and EQUIPMENT LIMITED.

CAE LIMITED

70/80 AKEMAN STREET,
TRING, HERTS HP23 2PJ

Tel. (044 282) 4011

Telex: 82362 A/B BATELCOM

APRS PREVIEW

also include the *E200* master recorder and the *LR70* and *71* bulk erasers.

Lennard Developments, the UK agents for **Woelke**, will be showing that company's *ME 102C*, *ME 104C* and *ME 105* wow and flutter meters as well as the *ME 301* low frequency wave analyser. Also, five types of DIN test records will be available. Their newest product is the *Asona* cassette labelling machine, capable of a throughput of 300 cassettes per hour and therefore appropriate for small to to medium sized runs.

Jacques Levy Professional Recording Services distribute Audiodiscs and Emidiscs, blanks for mastering and playback, and Capps mastering styli suitable for various cutterheads. Fairchild equipment on display will include the Reverbertron, the Auto-Ten attenuator, a light-coupled gate system, and the Model 663 compact compressor. Also on view: PTMA custom built magnetic heads, and broadcast cartridges and Audio Magnetic cassettes.

Lockwood will show their complete range of monitoring loudspeakers, particularly the free standing Major and Universal Major. The Miniature Monitor is offered for cramped locations. The Lockwood speaker protection device may be used in conjunction 'with any speaker'. The company say they will release specifications of new models at the exhibition.

Macinnes Laboratories, as agents for the Amcron power amplifiers, will be exhibiting the full range. The new *M600* provides power up to 1500W, with the familiar *DC300A* and *D60* amplifiers yielding appropriately more modest amounts. The uprated *D150* is dc coupled throughout, will operate into impedances down to one ohm and offers an improved heatsink arrangement; thus, it is claimed that the bass end is improved to a level approaching that of the *DC300A*. Also on show will be the *RTR* bass driver, with its free air resonance at 12 Hz and power capacity of 'several hundred watts'.

Magnetic Tapes Ltd: no information received.

Soundcraft's 16 into 8

Midas will be showing three main ranges of modular system mixers which cover the specific requirements of broadcast, recording and sound reinforcement. The portable range includes bass, treble eq and hi pass filters. Monitoring is by ppm led meters. The mixer spec can include optional limiters.

Studio options include full parametric eq, 8 or 16 output groups, plastic track Penny & Giles faders and full monitoring facilities. At present, the company have a 32/24 format mixer under construction for a Dutch recording studio which will include quad mixdown capability.

Millbank Electronics will have their full range of commercial and industrial sound equipment on show. In particular are three new products. The 100W power amplifier, a conventionally constructed device, measures 390 x 210 x 95 mm. The basic noise generator *EQA 16* produces switchable spectra described as white, pink, 'green' and 'blue'. Intention is for use in noise conditioning fields, but is offered on a more versatile basis. In line with their extensive pa equipment lines, the TTL conference/council chamber sound system handling up to 999 delegates (sic) requires only six links between each delegate; all functions are transmitted through these. The system is offered for both temporary and permanent installations, with an emphasis on system simplicity.

3M will exhibit both their own manufactured equipment and that of Automated Processes (API) whom they represent in the UK. In the former category is the *M79* series of multitrack tape transports, at the centre of the hardware display which also covers their range of test equipment including wow and flutter meters and tape recorder test sets. Tape exhibits will centre on their recently introduced *250* recording tape, claiming 4 dB over previous types in dynamic range, with the staple *296* and the *262* intended for broadcast purposes. From API will be the Maglink and Minimag synchronisers and their mixing consoles, extending over the Automix, the automated console offered at a competitive price.

Music Week, who have a stand as usual, will



Peter Eardley welcomes you to the AKG Stand at the APRS Exhibition.



OUR EXHIBITS WILL INCLUDE:

- * *AKG Digital Delay Unit TDU 7202*
- * *1.5 sec. version of Reverberation Unit BX20*
- * *New Dynamic Studio Microphone D140*
- * *The complete AKG CMS system*
- * *The latest AKG Dynamic Headphones K140*


By popular request, the Playboy Bunnies will once again hand you the latest AKG literature

Shall we see you there on Stand 56/57?


mixing with the best

In order to fill the need for a small versatile truly professional mixer, Stellavox have designed the ultra modern Mixer type AMI 48. Using the same principles as the well known Stellavox professional tape recorder type SP7, the AMI 48 is : very rugged, with a die-cast chassis; very light and small, but with perfect operational comfort; battery operated, for use anywhere.

Being comprehensive, it offers not only the classical facilities of conventional big studio consoles, but many exclusive circuits: *powering for any condenser microphones* (parallel or phantom fed 12 V, phantom fed 48 V); very accurate *880 Hz tuning fork reference oscillator*; and the new *limiting circuits type SIL on all inputs and outputs*, allowing easy use of **STELLAMASTER** technology for extremely low noise recordings.



STELLAVOX



A. V. Distributors (London) Ltd.
 26 Park Road, Baker Street,
 London NW1 4SH.
 Tel.: 01-935 8161.

Please send me further Stellavox details.

Name

Address

.....

.....

SS/7/75



■APRS PREVIEW

also promote *Billboard* together with associated studio directory, the *World Radio and Television Handbook '75* and the *Music Week* yearbook. Neve will display their new standard range of consoles. At the centre of the exhibit will be the 8034 20/4 'multipurpose' console with metering and monitoring for 'up to 16 track recording'. The portable Melbourn and Kelso units use the 3000 'slimline' series modules with 12 and 10 channels respectively.

North East Audio Ltd, better known for their NEAL trademark, introduce several new cassette deck products. The 104 is a replay only, heavy-duty machine intended for rough environments such as encountered in public replay and disco situations. The 110 is intended for av use, in standard format. Also the model 111, described as a 'stereo audio visual control centre', has built in sync oscillator, stereo direct projector control, input and replay mixing noise reduction and the Neal Varitape system. A mark two version of the standard 102 cassette recorder, also available with Varitape option, will be exhibited.

NTP Elektronik of Copenhagen by now have a remarkably extensive range of metering devices, and provoked much interest last year with their 24/4 ppm crt display. More modestly, this year sees a new reasonably priced ppm. The two channel system is based on a bar graph display with 100 increments per channel. Full scale sensitivity 1V, accuracy/stability given as 1%. The full range of NTP meters will be demonstrated, together with their compressor/limiter, filter module and stereo monitor oscilloscope.

Partridge Electronics offer custom built mixers for studio use and also in pa circumstances. Centred on the company's standard sub frame, they may be built to requirements from standard and special modules. Sub assemblies on display include mic, disc and specialised preamps, virtual earth mixers, autofades, limiters, line amps, metering/monitoring, and power supply units.

Penny and Giles appear at the APRS exhibition for the first time, showing their wide range of studio faders. Various models are available, one slider controlling up to four individual channels directly. The company recently was awarded the Queen's Award to Industry 'for its work on the development of conductive plastics in the UK'.

Pyrall intend to launch a new studio mastering tape, designated the *CJ 87*. Classified, inevitably, as low noise, high output, it is available in formats from 6.25 mm to 50 mm and is matt backed. Also on display from Pyral: lacquer discs, helical video tapes, general purpose tape and compact cassettes.

Racal-Zonal plan to exhibit their standard range of tapes, unchanged from the previous exhibition.

Radford Audio expect to show two new power amplifiers in the *ZD* commercial range in addition to the already available *ZD22* pre-amplifier. The power ratings are given as 120W into four ohms (*ZD100*) and 250W into four ohms (*ZD200*). The Radford Instruments display will include a new range of audio measuring instruments; the Series 3 ldo will be exhibited working with its complementary distortion measuring set, and power amplifier measurement will also be shown. The *PPO1*

portable precision oscillator is battery operated and designed for routine testing, with mains power available as standard option. The new audio voltmeter *HSV1* has full scale sensitivity 10 μ V and integral weighting networks.

Raindirk offer three ranges of mixing consoles. The smallest is the Mini Mixer, specifically designed for small studios and ob operations and available as between 10 and 20 into four groups. Available options include eight track monitoring and limiting/compression. The Series *II* is intended for multitrack recording in 'low budget studios'. Fully modular, it can be presented to customer requirements. At the top is the Major range, which is fully custom built, with a wide range of claimed innovations such as an extra channel mute buss facilitating muting of more than one channel from one control, or the interlock of tape machine and monitor to speed overdub setting up. Also: a new range of ppm meter drive cards and an led ppm indicator to BS ED 1477.

Richardson Electronics: no information received. **Rola Celestion** introduce a new range of loudspeakers, known as the *UL* range. These vary from the *UL-6*, a three unit system with a quoted power handling of '20W rms continuous sine wave' and frequency response 35 to 28 kHz, to the *UL-10* at 50W and 20 to 40 kHz. In the latter, five drive units include the *HF 2000* super tweeter, *IMD 700* pressure dome midrange unit and 254 mm bass driver. In between, the *UL-8* is 25W with frequency response 30 to 28 kHz. Sizes vary from 292 x 412 x 222 mm to 673 x 317 x 380 mm.

Rugby Automation introduced their range of plug-in modules two years ago, since when they report extensive interest. Originally introduced to aid construction of one-off mixers, they are also offered as a tool for repairing and extending desks of any manufacture. Mixers can be built to order from the basic modules. New products this year are extensions to the range of 50 and 100W power amplifiers, usable in various mountings with provision for 100V line working.


Scenic Sounds Equipment will show an extensive range from their American and German agencies, much increased over last year. Schoeps Colette range of compact condenser microphones will be complemented by their numerous auxiliary units such as the active extension cable, 5m long; Head of Design at Schoeps, Herr Wuttke, will be on hand. In attendance to discuss his studio design and building services will be Tom Hidley, President of Westlake Audio Inc of Los Angeles, with whom Scenic Sounds have signed an exclusive UK representation agreement. DBX will be

represented by the full range of professional and semi-professional equipment, together with the newly introduced 160 and 161 compressor limiters. From DBX—Larry Blakely. Other Scenic Sounds equipment will include the Allison Research *MLH* automated mixdown system, Amber Electro-Design's *4550* spectrum display unit (see Reviews), the range of Master Room reverberation units, now including a variable decay version, Orban Parasound's Model *516E* dynamic sibilance controller and the *621B* two channel parametric equaliser.

Shure Electronics intend to show their complete new range of sound reinforcement units and systems, the *SR* series. Designed specifically for basic commercial uses, the available modules include master console, power amplifier, electronic crossover, wide range speaker system, portable column speaker, 'all-weather' column speaker with wall-mounting attachments together with all carrying cases and other accessories. In other directions, the Model *SE22* is a stereo transcription preamplifier for commercial use; the unidirectional *SM82* complements the existing range of Shure studio microphones, being intended for broadcast applications.


Sonaplan introduced their range of acoustic screens at last year's APRS and continue with same in 1975. Model *A* at full height is designed for greatest separation, Model *O* incorporates a window and Model *S* is half height. All are steel framed, castor mounted and are available in a variety of colours etc. Non-standard screens will also be manufactured. The Series *79* tape timer is designed for use with the 3M *79* series tape transports and shows minutes and seconds on an led display. It is also hoped that an autolocate unit suitable for 3M and other manufacturers will also be shown.

Soundcraft Electronics will show their established range of two and four channel consoles and an example for their new Mark *5* modular series which can accommodate up to 32/24 formats. Of particular interest in the latter is individual channel limiting with led readout showing degree of limiting, for critical situations. The fixed format 'Sixteen into Eight' is quasi modular, has four band eq with variable bass cut, three foldback subgroups on all inputs and monitor and a 'flexible' limiter on every output. Inputs are routable directly to the monitor mixing, thus giving a straight through 16 track capability. Also on the stand will be Waters conductive plastic faders and audio controls. Associated with Soundcraft is Dennington Acoustics, loudspeakers systems specialists, with Stephen Court available for interrogation. 38 ▶



Turner
TPS 16/2
mixer

BIAS: THE BROADCASTER'S CHOICE



Did you know that ten independent Local Radio Stations have chosen a total of 57 Bias recorders so far! If you are looking for a high performance heavy duty professional recorder at the right price why aren't you talking to us. You'll find us on Stand 19, APRS 75. If you can't wait that long give us a ring or drop us a line for information by return post.

BIAS ELECTRONICS LIMITED
572 KINGSTON ROAD, LONDON SW20 8DR
01-540 8808

Ce-Court Electronics are subcontractors to the Electronics Industry
Established in 1973 we have achieved a high reputation for quality and reliability
Facilities are available to undertake the following

PCB ASSEMBLY
CABLEFORMING
WIRE WRAPPING
CONSOLE & RACK WIRING
SHEET METAL WORK
Prototype production




Please contact Mr S.F. Caldecourt
Ce-Court Electronics
Cambridge Trading Estate
Hanwell, London W7 3PA
Telephone 01-567 9672 3

INTRODUCING

SIS

A COMPREHENSIVE NEW RANGE OF CARTRIDGE UNITS



AND...



RECORD MODULES

MONO/STEREO from £185.00

distributors for The MASTER CART from
FIDELIPAC REG

CONTACT **STEVE ADAMS** (SALES)

SIS Ltd, 12 Military Road,
Northampton

tel. (0604) 32965

SIS AUDIO

■ APRS PREVIEW

Sound Developments are to exhibit for the first time, and will be showing a range of one-off items produced by them for particular clients during applications to systems and hardware design work. The details of their consultation service will be augmented by modular mixing equipment for studio production and live stereo broadcasting, distribution amplifier, and a range of extender cards 'to suit most professional tape recorders'. Also: a new electronic digital clock and a 'special purpose' mono mixer designed for the BBC.

Surrey Electronics will exhibit their steadily increasing range of specialised products for studio and stage use. These now include: ppm meter drive circuitry; frequency shifters for phowl reduction, in both kit and unit forms; stereo disc preamplifier for commercial usage; ten outlet distribution amplifier; spectrum shifter, range from 0.1 to 1 kHz; and a microphone preamplifier with balanced inputs and two channels accommodating 30 to 600 ohm working.

Tannoy have introduced an extended and improved version of their familiar drive units since last year, and will be exhibiting them in both chassis and cabinet forms. Now designated the HPD series, they are available in 25 cm, 30 and 38 cm versions, with nominal power handling capacities of 50, 60 and 85W respectively. Improvements to the older series provide cone stiffening, improved power handling and heat dissipation characteristics in both voice coil and crossover unit. Unit prices are £88.93, £69.87 and £68.61 plus VAT. Triad were uncertain about eventual final plans, but expected to display 'an A and/or B range console'. The former is intended for multitrack studios requiring the largest systems, features emphasised including graphic 16 frequency eq for each channel, four independent lb circuits, six push-button selected es groups and dual-scaled vu/ppm selection. The B series offers system compromise in line with reduced cost, although electrical specification is identical. Prewired consoles can be prepared to accommodate later expansions. Newly arrived is the parametric equaliser type CB 9066, including hi and lo pass, continuously variable cutoff filters with slopes to 22 dB/octave and a three band equaliser giving ± 15 dB band facility, both bandwidth and centre selectable by continuous control.

Turner will show their extending range of stereo power amplifiers, modular and non-modular sound mixers, and a monitor speaker system. The A500 and A300 form the 'professional monitor' series, the B300 and B200 the 'professional' series. The five-way loudspeaker system offers high-power, low distortion monitoring; drivers by Gauss and JBL. The mixer section includes the TPM modular series and the TPS series, intended for medium sized studios and equipped with sub grouping, monitor and talkback facilities. Channels up to 24. The non-modular series is offered in formats up to 16/2, and is directed towards mobile recording work.

Tweed Audio make their first APRS appearance with a range of mixers and amplifiers. On show will be a 16/8 studio mixer with 16 track monitoring returns, designed for BGS Productions in Glasgow; a version of their standard 10/4 portable mixer which is offered for mobile or recording/broadcast studio use at specifications comparable with those of their custom consoles. The Type CL 601 compressor/limiter uses optical feedback coupling and is intended primarily for studio use. Their new stereo monitoring amplifier claims '100W per channel into eight ohms' with short circuit protection, overload indicator and calibrated variable gain. Rack mounting is standard.

Vitavox, in line with their established pa position and complementary range of sound equipment, introduce and concentrate on their new 'Thunderbolt'. This is designed specifically for group use in high power situations, as befits the name, and has been under development for some time. Also on display will be their wide range of other pa and sound reinforcement products.

AGONY COLUMN

■ The record reviewer seemed to have had some difficulty in adapting to stereo. His two speakers were connected out of phase and there was a certain amount of mains hum coming out of both, although the polarity helped reduce this.

The cartridge presented a real problem, for he did not have a stereo amplifier. Thus, the stereo cartridge could only be sampled one channel at a time. If he could tell the difference, the record was praised for its 'good stereo separation'.

SPECTRUM SHIFTER



AN ENTIRELY NEW SOUND EFFECT


- * Audio shifts up or down by 0.1 to 1000Hz for weird music and speech effects.
- * 'EQUAL MIX' gives phasing and beating effects.
- * 1-10Hz range for versatile howl reduction applications.

SURREY ELECTRONICS

The Forge, Lucks Green, Cranleigh,
Surrey GU6 7BG. S.T.D. 04866 5997

LOCKWOOD

L



G

K

W




D

MONITORING
LOUDSPEAKERS

STAND No. 8
SOUND TO REMEMBER

LOWLANDS ROAD, HARROW, MIDDX.
01-422 3704
01-422 0768

Time is money...



Your time, your money.

You make money when your equipment is working. When it's not you may lose friends as well as money.

Maybe they won't come back for more. Perhaps their friends won't either.

So, you see, it pays to install the most reliable equipment in the world - Ampex.

Ampex have been making friends in studios for 30 years. And making friends for their friends. Not to mention making money for everybody.

You needn't lose a minute's recording time if you install Ampex.

Not only is it the most reliable equipment, it's the most easily serviced.

And a world-wide service organisation will keep it in perfect condition so that every minute of every session is recorded perfectly, profitably.

Write now for details of the Ampex MM-1100, AG-440C, BLM-200 to:

AMPEX (Great Britain) LIMITED,
Acre Road, Reading,
Berks. England.
Tel: Reading 85200
Telex: 848345



AMPEX

The Better Memory People

AMPEX Worldwide 

Audio & Videotape Recording Equipment ; Instrumentation ; Computer Tape Drives ; Core Memories ; Disk Drives ; Magnetic Tape

R G Jones

A YEAR AGO, it wouldn't have been considered. Now, Robin Jones, founder of the Wimbledon recording studio, wouldn't be without it—and mostly because 'it got to the stage where I was running out of holes until it wasn't a joke'. Poor old Robin. Never mind; along came Neve, in the style of the 5th US Cavalry, and delivered a custom-built desk of 32/24 format solving all his problems.


The former desk, a Neve 24/16, just wasn't big enough, and with the option to go 24 track at the forefront of his mind, the larger desk seemed a very logical step. The new console is 'L' shaped to accommodate a much enlarged patch panel, one of the shortcomings of the previous desk. Everyone at the studio feels that the desk will service all requirements well into the future.

Regarding work, the studio seems on the up and up. Robin reports recent attendance by a fair cross section of the names including Peter Shelley, Alvin Stardust, Cilla Black, Gene Pitney and others that would take up too many column inches to mention here.

Due to the space/time continuum, the author was unable to visit the studio at the time of writing the above—the facts were reported blind via the telephone. The situation has now been rectified.

It was all there including a pair of JBL 4350s fitted with an active crossover driven by an Amcron DC300A for the bass units and a150 for treble. But apart from that, the Neve desk looked more impressive than the comprehensive paper specification. Like the four channels on the extreme left of the desk which can be patched in to provide all the available mic channel facilities for foldback, echo, plate and adt etc. There were other features that make the engineer's job easier such as the fader backstop pfl and the switchable afl on every mic channel in addition to the individually switchable afl available on all the output groups. Perhaps these appear little things, but when considered with the blink switches coloured according to function, the whole adds up to some very thoughtful practical design.

Robin and freelance engineer Nick Sykes together with the tech engineer Henry Edwards also have additional tape machine hardware



Left to right: Henry Edwards, Gerry Kitchingham, Nick Sykes, Chantal Jones, Paula Kennett, Gregg Cutler and Robin Jones being very silly indeed.

assistance, and spoke about the 'Selectake' used with the M79 machine: 'the basic tape recorder is very good, although a good tape op is always faster than the locator on sessions', which, one supposes, is just as well for human selectake Greg Cutler. The problem seems to be that their machine can cause the desired tape position to overshoot resulting in an oscillatory situation which must be cut short by the tape op zapping the stop button at the appropriate moment. 3M comment: 'At the price, we don't see this as a fault'. On the lighter side, the studio sports several drum/vocal booths. The most interesting of these was created from the remaining structure of the old control room, now resited at the opposite end of the studio floor. It had been chopped in half, one part of which was scrapped while the other, containing the now removable window, has been rebuilt to provide a suitable area with acceptable acoustics. No one could describe the total effect as 'flash', but the pleasant disarray and occasional bare joinery gives the studio a homely look enhancing the working atmos-

phere sometimes lacking at other nameless, and perhaps more expensive, places.

Delightful confusion struck when the STUDIO SOUND man-on-the-spot put in a request to take pix of resident working superstar Cilla Black laying down tracks at the studio. Polite exchanges continued between Robin Jones and producer Dave MacKay resulting in a verdict of foul play. Or in the words of one anonymous bystander: 'she'll probably come in again dragged up in her working clothes complete with curlers.' Can one's childhood dreams be shattered so easily?


There can few jobs more tedious than tape op/engineering sessions for recorded English lessons directed at foreigners. Robin Jones likes them. He should do. He's got a separate studio especially for them. It's a couple of miles down the road from the main studio adjacent to his pa hire shop. Fitted with a twin track Studer, home brewed desk, Neumann mics and thick carpet, the facility offers a self contained packaging arrangement for lessons and now forms an appreciable part of the

complex turnover. Bill Foster, the engineer, must be a man of very special calibre. He has to be. After all, sitting down all day to such gems as: 'we were going to the station', or 'the porter will be angry tomorrow' must surely rot a lesser man's mind.

Bob Auger 2

HE SAYS IT'S just coincidence. To make it clear who's who, Bob signs his correspondence 'Robert M Auger'. Even so, the situation is confusing, just as it must have been to the staff of Granada where both once worked at the same time. This Bob relates funny stories about that Bob and the vast expenses incurred by one and paid to the other. In any event, the experience must have been beneficial; he left Granada to found, with erstwhile partner Dave Kent-Watson, the eminently successful Indigo studio. He has since moved on to create the new Manchester-based Arrow Sounds studio, the object of this particular literary exercise.

The hardware complement of the new studio reflects very much



STUDER

F.W.O Bauch Limited
49 Theobald Street, Boreham Wood,
Hertfordshire. Tel: 01-953 0091

STUDER A80 24Track

APRS '75 Stand No.1

WORK

the *raison d'être* for its existence—Ampex AG440C four track, Teac four track, Raindirk desk, Sparta quick start turntables and an ITC stereo cartridge machine. Perhaps not big enough for the Floyd, but it sure goes down a wow with Noddy and Big Ears. Which provides a clue to the sort of work that Arrow Sounds handles. Using the film dubbing and transfer facility at the studio, one of the first jobs was the sound track for the tv serialisation of the famed duo, although the staple diet includes a large amount of agency work providing adverts and jingles for Piccadilly Radio, the Manchester

ilr. Having commenced operation in February, the studio employs a basic staff of four people—producers Bob, Mac McCartney, Emma Wilson and general factotum Hilary Rose. Mac, an American, has many years of experience in Stateside commercial radio, some of them as station manager of KYAK and WHIM in Alaska. In 1971, he won the press award for best radio documentary. To date, about £17 000 has been spent on the studio, but the eventual bill is expected to exceed £50 000.

Frank Ogden

Rotten apple

APPLE STUDIOS, including the cutting room, have closed with the rest of the Apple organisation. The staff of Apple Corps met for the last time in a pub near St James's Street on May 2. Three were left in the studios, including former manager Malcolm Davies, until May 16. None of the equipment is being sold



Top: Bob Auger—the invisible man on session.

Below: Apple control room.



and none of the Apple companies are being wound up. A few staff have been left to do accounting work. No date seems to have been set for their leaving.


While the closures may have seemed 'logical' to Apple's general manager records and publishing, Bernard Brown, it must have seemed strange to Davies, who has just seen the studio redecorated, the reception area refitted and some of the studio's working areas, apart from the studio itself and its recording and cutting room, altered. The cutting room has always been busy and was turning away work.

The closures seem to be a consequence of a settlement in the high court announced in January, dissolving the links between the four ex-Beatles. The writ had been sought by Paul McCartney in 1971. The Apple staff have been dismissed and the accountants left in following legal advice so that the assets of Apple could be assessed and divided, equally or otherwise, between the four. Bernard Brown would not confirm this, and chief executive Neil Aspinall, who had been with the Beatles since the early days in Hamburg, was unavailable for comment. All Brown would say was that since the four boys had split up finally after the court settlement, there was no logical reason for continuing the operation.

Although the four ex-Beatles' contracts with EMI, under which

44 ▶

Broadcast pattern audio jackfields from Future Film Developments



19" Rack Mounting, from one to six rows of 20, 24, or 26 jacks. The jacks are mounted on a plastic block which is in turn mounted on a 19" panel. Each row is fitted with a legend (designation) strip and wire support bar. The panel is steel, cadmium plated, chromate passivated and stove enamelled hammertone silver.

ALSO Audio Patch Cords • Microphone Cable • Installation Cable • Multiway Cable • Post Office & Rendar Jacks • Cable Markers • Lever Keys • Linear Faders • Cannon Connectors • Preh Connectors • Tuchel Connectors • Switchcraft Connectors • Military Tri-Lock Bayonet Connectors • Audio Attenuators • Wahl and Weller Soldering Irons • PML Microphone Accessories • Hellermann Sleeves and Tools • Crimp Terminals • Cable Drums • A.B. Engineering Wire Strippers and De-Solder Guns.

FUTURE FILM DEVELOPMENTS,

90 Wardour Street, London W1V 3LE.
Tel: 01-437 1892 Telex: 21624




Soundcraftsmen presents...

the new component that is a "must" with every fine stereo system...

the new **Audio Frequency Equalizer**

guaranteed to improve any stereo system and
guaranteed to improve any listening area environment!



ROOM EQUALIZATION, SPECIAL EFFECTS, PLAYBACK and RECORDING

EQUALIZING FOR ROOM CHANGES: For example, here are some factors that would call for definite changes in your Equalizer settings: (1) Draperies open or closed. (2) Sliding glass door open or closed. (3) Room full of people. (4) Seating arrangements changed. (5) Major changes in furniture arrangement. (6) Relocation of speakers. . . **EQUALIZATION OF RECORDS:** You can compensate for old 78 record deficiencies (surface noise, absence of highs or lows, etc.) or favorite recordings that have never sounded quite the way you felt they should sound. . . **COMPENSATING FOR RADIO STATIONS:** Some stations are noted for excesses in either low or high frequencies. Make out a Computone Chart for each of your favorite stations so that you can easily achieve the ideal tonal response each time you change stations. . . **EQUALIZING TAPES:** Compensating for pre-recorded, or home-recorded, tapes that are under or over-emphasized in certain frequency areas. . . **CHANGING OVERALL BALANCE:** You can make up for many deficiencies in recordings to more

accurately duplicate the sounds of the original performance, or shape each curve to your own listening interests to greatly enhance your enjoyment of your recordings. . . **SPECIAL EFFECTS:** You can boost or cut the loudness of a specific instrument or groups of instruments to obtain more pleasing instrumental balance or to add presence to a solo. . . **IMPROVING RECORDING OF TAPES:** Use the Equalizer for tape dubbing, to create a near-perfect tape out of one that may have serious deficiencies. (Make your own corrected recording of records, station programming, or other tapes, and no further adjustment of the Equalizer will be needed for playback.) (See Operating Instructions). . .

COMPUTONE CHARTS: After you have achieved the equalization of sound that you prefer use the Computone Charts, supplied with each Equalizer, to mark the settings, so that you can duplicate the settings easily.

SPECIFICATIONS and SPECIAL FEATURES

TOROIDAL and ferrite-core inductors, ten octave-bands per channel.
FREQUENCY response: $\pm 1/2$ db from 20-20,480 Hz at zero setting.
HARMONIC DISTORTION: Less than .1% THD @ 2 v., Typ: .05% @ 1 v.
IM DISTORTION: Less than 1% @ 2 v., Typ: .05% @ 1 v.
SIGNAL-TO-NOISE RATIO: Better than 90 db @ 2v. input.
INPUT IMPEDANCE: Operable from any source 100K ohms or less — (any Hi-Fi Pre-amp, Receiver or Tape Recorder.)
OUTPUT IMPEDANCE: Operable into 3K ohms or greater — (any Hi-Fi Amp, Receiver or Tape Recorder.)
CIRCUIT BOARDS: Military grade G-10 glass epoxy.
RESISTORS: Low-noise selected carbon-film.

RANGE: 12 db boost and 12 db cut, each octave.
MASTER OUTPUT LEVEL: "Frequency-spectrum-level" controls for left and right channels, continuously variable 18 db range, for unity gain compensation from minus 12 db to plus 6 db.
MAXIMUM OUTPUT SIGNAL: variable Master "frequency spectrum level" Controls allow adjustment of optimum output voltage for each channel, to exactly match amplifier capability, up to 7 v.
SIZE: designed to coordinate with receivers, comes installed in handsome walnut-grained wood receiver-size case, 5 1/4" x 18" x 11", or rack-mount
WARRANTY: 2-year parts and labor.

Send for **FREE BOOKLET:** "Why's and How's of Equalization"
Plus list of Franchised Dealers to Sole UK Distributor:

Soundcraftsmen Dept SS
Gale Electronics & Design Limited
23 Bruton Place Berkeley Square London W1X 7AB

WORK

their Parlophone product goes out under the Apple label, expires in February next year, it's still possible, according to Bernard Brown, that the Apple label will continue after that date even though the Apple organisation won't be functioning. Nevertheless Ringo Starr has formed Ring O' Records, and George Harrison Dark Horse, and the record companies are likely to be putting in strong bids for the other two.

It's said that Apple began in the flat of John Dunbar, Marianne Faithfull's ex-husband and friend of John Lennon. It was started with £800,000 after the Beatles had been told that, if they wanted to avoid paying excessive taxes, they had to spend some money. There were to be five divisions: electronics, films, publishing, records and retailing.

In the first year they lost £400,000. Most of the money went to free-

loaders, and dreamers like 'Magic Alex', who sucked Beatle money through the electronics division. According to the unofficial history of Apple, 'He brought them an electric apple which pulsed light and music and a 'nothing-box' which had twelve lights, ran for five years and, as its name suggests, did exactly nothing.' Apple accounts were incomplete and late, but when the first set arrived, Magic Alex had been paid £1000, which probably went to buy yet another of the motor cars that Apple unwittingly showered on the public.

What with all this, and the tangled state of Nems and its holding company Nemperor Holdings, later gobbled up by Triumph Investment Trust, John Lennon announced in early 1969 that he wanted Allen Klein to sort out his and, preferably, the others' business affairs. Paul McCartney, influenced by his wife Linda Eastman (daughter of Lee Eastman, formerly Epstein) disagreed with

the choice, even though, according to George Harrison, McCartney had complained in 1967 that the Rolling Stones were earning more money than the Beatles. At that time, Klein managed the Stones.

Klein had persuaded the other three that he had turned the Apple round to being profitable when, according to many, all he had done was to sell their shares in Northern Songs. Since, until the contract with EMI was renegotiated in January 1967, most of the Beatles' income, particularly that of John and Paul, was from song publishing through Northern Songs, this was less shrewd a move than it appeared.

In early April 1973, Allen Klein announced that his company Aboko, was cutting all its links with Apple and the three ex-Beatles John, George and Ringo. Later Klein and his company were sued by the three, Yoko Ono and 28 English and American companies associated with the Beatles. According to *The Times* of 29th October

last 'The claim seeks to set aside an agreement, and a subsequent variation to it, which gave Mr Klein and Aboko a substantial increase in commission.' Klein's attempt to waive their suit in the High Court was dismissed in October last year.

Apple's premises in Saville Row are worth at least £2 million, according to one estimate, and being freehold, possibly a great deal more. The other assets are also considerable. With the partnership dissolved finally, the legal costs that have arisen over the last seven years will have been equally considerable. The studio may be sold as a business, if it is sold, for a high cash value. Another possibility is that, when the assets are distributed one of the four might wish to take the studio as part of his share for his own use and for commercial hire.

None of the four ex-Beatles has appeared at Apple since the staff were given their notices.

John Dwyer

NEWS

New NAB cartridge

INTRODUCED BY FIDELIPAC, their new product claims to offer tape guidance past the heads in a manner independent of the cartridge. The manufacturers state that the improved nature of the tape transport relates to a complete redesign of the tape wind path within the cartridge and offers the same results from cartridge to cartridge with any make of machine.

Known as Master Cart, it is generally available worldwide through Fidelipac distributors in a variety of lengths in the standard A size package, at a price 'slightly above that of similar lengths in the 300 series. Fidelipac, 109 Gaither Drive, Mt Laurel, NJ 08057, USA. Phone: (609) 235-3511.

Vitavox people

NEIL YOUNG, managing director of Vitavox Ltd, has now taken over responsibility for the Company's sales division. The decision follows the departure of Roger Dyer, the sales manager for the previous four years, in order to spend more time on his own business interests. There are no plans to appoint a new sales manager from the outside in the immediate future.

The company report that the 1975 order book stands at the highest level for 40 years, most of which constitutes export sales.



Master cart, Fidelipac

Cartridge machine

INTRODUCED AT THE Las Vegas NAB Convention, the 4000 series Spotmaster machines claim to offer the 'ultimate' in performance from this type of hardware. The series includes the 'Phase Lok 3' head bracket allowing fine adjustment of azimuth to cancel out phasing effects between the stereo tracks when played in mono. The deck is equipped with direct drive, automatic release of cartridges and an air damped engage solenoid. Many variations of the basic unit are possible: cue tones, track format, record/playback or playback only and an internal tape fault/splice detector (record models only). Broadcast Electronics Inc, 8810 Brookville Road, Silver Spring, Maryland 20910 USA. Phone: (301) 588 4983.

UK agents: Broadcast Audio (Equipment) Ltd, PO Box 31, Isle of Man. Phone: 0624-4710.

Cadac men

CHANGES HAVE OCCURRED at the Cadac (London) Ltd boardroom caused by the departure of Charles and John Billett to pursue 'interests outside the company'. Adrian Kerridge, Landsdowne Studio supremo, takes over as chairman of Cadac; Clive Green continues at his former post of managing director relinquishing production, finance and general management to new appointee Jim LaHaye.

Canadian console man

LITTLE KNOWN IN THE UK but well known in Canada for quality studio and broadcasting gear, Ward-Beck Systems Ltd announce the appointment of Arthur J Schubert jr as director, engineering. Mr Schubert comes to the company with 12 years of experience in the industry, 9 of which were spent with CBS tv engineering. More recently, he served as chief development engineer for Neve, the England based pro audio manufacturers.

Updated amplifier

AMCRON HAS RECENTLY detailed changes to their D150 amplifier which result in a 'greatly improved' heat dissipation characteristics enabling load specification identical to the larger DC300A. Totally dc coupled throughout, it will operate into output loads as low as 1 Ω ; at

2.5 Ω , the amplifier produces 200W rms/channel. All the D150's sold in the UK are now of the new type. Macinnes Laboratories Ltd, Macinnes House, Carlton Park Industrial Estate, Saxmundham, Suffolk. Phone: 0728 2262/2615.

Sub miniature microphone

USING AN ELECTRET capacitor insert, a phantom powered tie pin mic claims a frequency response within 6 dB from 30 to 15 kHz. The unit can be powered from its parent equipment or by a small adaptor supplied with the microphone. The manufacturers claim 'a very low noise level' and, measuring only 24 x 10 mm with a weight of 7.5g, a wide variety of applications. Lawtronics, 139 High Street, Edenbridge, Kent TN8 5AX. Phone: 073 271-5191/2.

Musical directory

THE LATEST EDITION of Kemp's *Music and Recording Year Book* is now available. The tome offers information on most facets of the musical business including studios and professional recording, record distributors, labels, agents, writers, hardware, promotion, pr, consultants and equipment hire. It is available direct (£3.75) from: The Kemps Group, 1/5 Bath Street, London EC1V 9QA.

IF YOU THOUGHT ALTEC ONLY MADE THE WORLD'S BEST SPEAKERS



THINK AGAIN

**THE FULL RANGE OF PROFESSIONAL AND COMMERCIAL EQUIPMENT
WILL BE ON SHOW AT THE APRS STAND 70**

UK DISTRIBUTORS



10 Long Acre
London WC2E 9LN
01-240 0955
01-540 2411

EUROPEAN ENQUIRIES



17 Park Place
Stevenage, Hertfordshire
SG1 1DU. England
0438-3241

Survey :

part one

disc cutting equipment

part two

tape duplicating equipment



MSR
MSR Electronics Ltd, Meeting House Lane, Balsall Common, Nr Coventry, Warwickshire. Phone: 0676-32468.

SERIES 2000 DISC CUTTING SYSTEM

Comprises two matching consoles—lathe console incorporating turntable, drive, cutterhead suspension, lead screw with gpi meter, vari-pitch, cutting depth control unit, stylus heating and metering unit, operator's control panel, microscope, control and power units and vacuum pump.

The programme control console incorporates twin ppms, vari-groove offset attenuator, programme level setting attenuators, phase correlation meter, two Ortofon cutting amplifiers, power supply for same and two monitor amplifiers.

SPECIFICATION

Turntable: cast alloy, dia 40.6 cm, weight 17.9 kg.
Vacuum indexing: for 18, 25, 30, 33, 35.5 cm blanks.
Speeds: 16, 22, 33 and 45 rpm. To BS, DIN and NARTB.

Long term speed stability: better than 0.005%.

Wow and flutter: 0.02% weighted, to DIN 45507.

Rumble: better than 70 dB below recorded velocity of 10 cm/s (weighted) to DIN 45539.

OFF DISC PERFORMANCE (manufacturer's) using Ortofon cutting amp GO 701/GE 701 and cutting head DSS 661.

Frequency response: ± 3 dB 10 to 36 kHz, ± 1 dB 20 to 18 kHz.

Harmonic distortion: 1 kHz recorded at 25 cm/s, 2nd order 0.4%, 3rd order 0.2%, higher orders 0.05%. For 30 Hz at 1cm/s, the corresponding levels are



Left: Ortofon cutting head for carrier quadraphony

Centre: 'The Lathe' from L. J. Scully

Right: Westrex 3DIIa cutting head attached to Scully lathe

0.6%, 0.5% and 0.1%.

Intermodulation: 6.6 and 7 kHz recorded to 8 cm/s peak velocity, 0.07%. At 12.2 and 12.6 kHz recorded to 2.8 cm/s peak velocity, 0.1%. Both im product levels measured in terms of 400 Hz residue.

Max recording velocity: 30 cm/s

DESCRIPTION

The turntable is driven direct by a servo controlled dc motor. A transducer, mounted on the motor shaft, generates pulses relative to the motor speed; these are compared against a reference pulse train derived from a crystal controlled clock. The error signal provides speed compensation. The motor shaft and turntable incorporate channels providing the vacuum to retain the recording blank. Another line serves to collect swarf from a point directly behind the cutting stylus. Indexing for different recording blank sizes is achieved by sliding the top half of the turntable relative to the lower half.

The cutter head suspension and mounting is intended for the Ortofon DSS661. Other makes can be used with the appropriate interface. Front panel controls operate the stylus lift mechanism, at the same time switching out the stylus heating element in the raised position.

The lathe uses a series of interlocks to minimise the possibility of operator errors. Measuring instruments on the front panel monitor groove pitch and depth of cut, signal level and stylus heater current. Special mounts isolate the lathe bed from the console reducing the amplitude of vibrations coupled from the cutting room floor. Similar mounts isolate the turntable from the bed. The lathe incorporates a Nikon x150 microscope, illuminator and calibrated graticule.

NEUMANN

Georg Neumann & Co, 71 Heilbronn/Neckar, Fleinstrasse 29, postfach 2120, Germany. Phone: 8 22 75.

UK agents: F. W. O. Bauch Ltd, 49 Theobald Street, Boreham Wood, Herts WD6 4RZ. Phone: 01-953 0091.

MASTERING LATHE SYSTEM VMS70

The machine is intended for cutting mono and stereo records of all diameters and speeds. It utilises computer controlled vari-pitch for optimum packaging of programme material within a given disc surface. The cutting process is largely automated: start and stop of the tape deck, lowering and lifting of the cutting head, automatic lead in and lead out to concentric end groove.

The lathe system comprises lathe AM66, lead-screw drive unit VA66, drive control unit AS66, control amplifier SV66, power supply NG70 and lathe console Z770.

SPECIFICATION

Turntable speed: 16.6, 22.5, 33.3, 45, 78 rpm.

Turntable diameter: 36 cm.

Vacuum chuck: for blanks up to 36 cm.

Wow and flutter: 0.03% DIN 45507.

Rumble: 70 dB below 10 cm/s velocity at 1 kHz, DIN 45539.

Cutterhead suspension: full auto lift, stylus switching, electrically controlled depth of cut, dashpot with variable damping.

Cutterhead mounting: standard fit for Neumann heads, adapter plates available for most other makes.

Lead in/out: fully adjustable pitch.

Stylus heat current: 1.5A.

Microscope: type 203, illuminated with calibrated graticule.

Power requirements: 100 to 240V ac, 500W.

STEREO CUTTING HEAD SX74

SPECIFICATION

Frequency response: (9 dB of motional feedback at 5 kHz) 15 to 16 kHz ± 0.5 dB, 10 to 20 kHz ± 1 dB, 7 to 25 kHz ± 3 dB.

Cross talk: better than 35 dB from 40 to 16 kHz.

Feedback range: 7 to 14 kHz.

Feedback capability at 5 kHz: greater than 12 dB.

Maximum velocity, lateral: at 10 kHz, continuous air cooled 16 cm/s, helium cooled 28.5 cm/s, tone burst 105 cm/s.

Sensitivity: 1 cm/s/0.106A.

Max stylus excursion: 150 μ m.

Drive coil resistance: 4.7 Ω dc.

Impedance at 10 kHz: 7.5 Ω .

Feedback output level: 3.5 mV/cm/s.

CUTTER DRIVE LOGIC SAL74

Comprises cutter adjustment modules, RIAA equalisers, feedback amplifiers, playback amps, automatic high frequency limiters, tracing error simulators, drive amplifiers, circuit breakers and monitor amplifiers.

SPECIFICATION

Output power: 600W/channel.

Load impedance: 9.5 Ω .

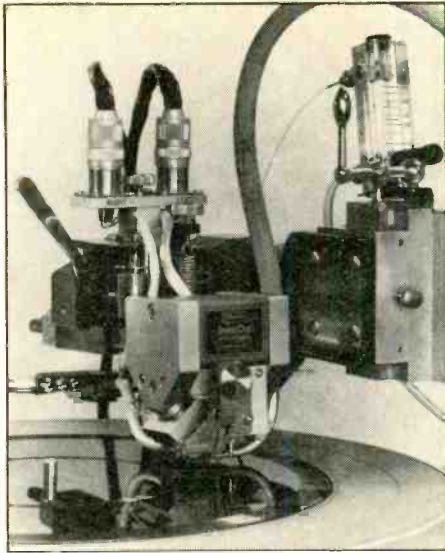
Max output current: 8A.

Distortion: measured at feedback monitor output 1 kHz, 30 cm/s 2nd order 0.12%, 3rd order 0.2%.

Im distortion: 500 Hz and 8 kHz, ratio 4:1 at 10 cm/s sum 0.1%, diff 0.08%.

PROGRAMME CONTROLLER SP272

The unit offers correction and control of both the



main programme signal and the preview for the vari-pitch/depth of cut. In addition, facilities are provided to operate the cutting lathe from the control desk. An automatic banding unit is included.

MAIN CONTROL FUNCTIONS

Metering: dual light beam peak indicator, two vu meters, stereo correlation meter and phase monitor oscilloscope.

Disc level: relative disc level control for presetting the desired cutting velocity while maintaining given baseline on meters.

Preview offset: alters signal level to vari-pitch.

Equalisation: three way system.

Filters: Hi, lo, bandstop and shelving.

Elipsical equalisers: offer reduction of low frequency vertical components to provide improved mono compatibility.

Banding: provides spirals, selection counting and leadout; initiated by optical sensor on master tape machine.

Line up: five position test oscillator.

Push buttons are provided for: phase reverse, Dolby, eq insertion, mono/stereo, 150/300 Hz compatibility turnover frequency, cutter on/off, 14 dB test cut increase, monitor and A/B comparison.

Neumann supply a modified Telefunken tape machine M15 for use with the disc cutting system. Fitted with additional preview head and playback circuitry, the model no is M772.

ORTOFON

Ortofon Manufacturing A/S, II B, Mose-dalvej, DK-2500 Copenhagen-Valby, Denmark. Phone: (01) 46 24 22.

UK agents: Feldon Audio, 126 Great Portland Street, London W1N 5PH. Phone: 01-580 4314.

CUTTING HEADS

DSS 731 extended response for carrier quadrphony

DSS 732 standard stereo.

The DSS 731 has been designed for half speed cutting and is said to possess a very flat phase response in the range from 15 to 25 kHz. This has been achieved by careful selection of materials in construction with a view to decreasing the wave propagation times between the drive coil via motional feedback sensor to the stylus. Throughout the operating frequency range, the separation is claimed to be in excess of 30 dB between carriers.

The DSS 732 is a more 'rigid' version of the 731 covering the frequency range up to 20 kHz. The

manufacturers state the unit meets all 'reasonable requirements' for high quality stereo recording.

Both models have a considerably higher stability reserve than the earlier DSS 661; typically, they may be operated with more than 18 dB of feedback at 5 kHz. Over the same model, both units enable 3 dB of improvement in cutting velocity at high frequencies. In addition, they claim cutting capability of at least 5 cm/s lateral throughout the specified frequency range. Up to 13 kHz, the minimum velocity is 10 cm/s. Both use helium cooling.

SPECIFICATION

Drive coil resistance: 8.5Ω.

Max constant current: 0.8A (air cooled), 1.1A (helium cooled).

Cutting level/amp: 10 cm/s lateral at 12 kHz.

Feedback coil resistance: 135Ω.

Feedback coil voltage: 8 mV/cm/s lateral.

Level response f/b ratio at 5 kHz: 12 dB (731), 10 dB (732).

Feedback turnover point: >25 kHz (731), 20 kHz (732). Max excursion, 45° direction/channel: 100µm.

CUTTING AMPLIFIER GO 741

Supply voltage: ±40V.

Input impedance: 5 kΩ balanced, sourced to 50Ω.

Input level: 0 dBm nominal.

Motional feedback input: 10 kΩ, unbalanced.

Max cutting power: 500W at 20 kHz.

Assumed load: 9Ω, 150 µH.

Output: balanced to ground.

Monitor amplifier: switchable to feedback of pu eq R1A, output 0 dBm nominal.

Metering: cutting current and drive coil temperature.

Controls (push button): cutter, monitor state, emphasis, power limiter (8W approx), cutout.

Adjustments: input level, motional feedback level, emphasis and thermal cutout temperature (head).

Power supply: GE 741 suitable for operating two GO 741 amps.

Typical performance (manufacturer's) using GE 741/GO 741/DSS 732

Peak velocity: 30 cm/s at 20 kHz.

Motional feedback: recommended 10 to 12 dB, max 16 to 18 (5 kHz).

Distortion (measured on mfb line): 0.5% at 1 kHz, 25 cm/s.

Im distortion: 6.6 + 7 kHz at 8 cm/s, 0.1%. 12.2 + 12.6 kHz at 2.8 cm/s, 0.1%.

CORRECTION AMPLIFIER CPS 741

The self powered unit serves as a link between the tape master/preview machine and cutting amplifiers. Incorporating hi and lo pass, mid range, bass, treble, image width, balance and level correction, the two channel unit operates on the preview and cutting signals simultaneously on a left/right basis. Output facilities are provided for external monitor and metering amplifiers.

SPECIFICATION

Bass: ±15 dB at 70 Hz.

Treble: ±15 dB at 12 kHz.

Midrange: ±10 dB parametric switchable centres. 440 to 3520 Hz.

Balance: ±4 dB relative.

Width: up to 100% cancellation of equal magnitude in-phase components.

Lo pass: 50 Hz at 18 dB/octave.

Hi pass: switchable 8, 10, 12, 15 kHz at 18 dB/octave.

STEREOSCOPIC MICROSCOPE SM 721

Custom built for cutting head stylus examination and alignment. It incorporates a calibration graticule.

FILTER STL 732

When controlled by a dc voltage proportional to the stylus cutting current, the unit inserts a lo pass filter in the signal path having a turnover frequency proportional to the control voltage, eliminating unmanageable treble components in the signal to the cutting amplifiers.

The two channel unit incorporates a threshold

control for adjustable standoff, attack/release and meter monitoring of turnover frequency.

SPECIFICATION

Input/output: standard 0 dBm line.

Power supply: self powered.

Tuning range of filter: 200 to 20 kHz.

Filter response (controlled): 3 pole Bessel.

Control input impedance: 50 kΩ asymmetric.

Tuning voltage: 75 mV/octave.

Attack time: 0.3 to 100 ms.

Release time: 3 to 1000 ms.

L. J. SCULLY

L. J. Scully Manufacturing Corp, 138 Hurd Ave, Bridgeport, Conn 06604, USA. Phone: (203) 368 2332.

The following, taken from preliminary specification sheets, offers a description of a lathe to be introduced later this summer.

'The feed and depth systems of the new lathe utilize a proven sample and hold approach to generate multiple bit digital information as to the frequency and level content of the programme material. The use of a high bit sampling rate allows minute changes in pitch and depth to occur many times a revolution. A dc closed loop servo motor provides the feed screw drive for all programme and fixed pitches . . . Provisions are included in the depth system of the lathe that increase the depth of cut during lead-in and finish. The same facility exists to increase depth during the band mode . . . Banding may be initiated by leader spliced into the master, or by punching a small hole into the tape at the correct position. The turntable weighs 18 kg.'

The following push button controls are provided on the front panel: feed, lead-in, tape, audio, band, finish, rapid advance, turntable, lift and drop. Other facilities include stylus heating element control and meter, turntable speed change which also selects disc diameter for automatic operation, auto/manual band time selector, expand time with selection of pre or pre/post expansion, the depth control with associated meter and voltage adjustment and mode switch for manual/automatic operation.

'The cutter head suspension system is designed to accommodate both the Westrex and Ortofon cutter heads. Two screws effect placement of the cutter in a predetermined position. This feature eliminates the necessity of cutter head realignment and provides ease of stylus replacement. The lathe incorporates a self-contained variable vacuum swarf removal system.'

WESTREX

Westrex division of Litton Industries Inc, 390 North Alpine Drive, Beverly Hills, CA 90213, USA. Phone: (213) 274 9303.

UK: Westrex Company Ltd, 152 Coles Green Road, London NW2 7HE. Phone: 01-452 5401.

CUTTING HEAD 3D MK 2A

SPECIFICATION

Motional feedback: 29 dB before resonance. Feedback level -27 dBm (0.035V) at resonance (1k Hz) at 3.5 cm/s.

Cross talk: approx 35 dB, 50 to 10 kHz.

Max cutting level: 74.8 cm/s peak lateral using 120W cutting power.

Cooling: helium.

Drive coil impedance: 10Ω, 90 µH.

CUTTING AMPLIFIER SYSTEM RA 1700

The system comprises two RA 1703 input amplifiers, two RA 1704 feedback/monitor amplifiers, two RA 1702 power amplifiers and one RA 1701 power supply.

48 ▶

47

■ SURVEY DISC CUTTING

SPECIFICATION

Input: 0 dBm normal line level.

Output power: 120W to cutting head.

Monitor level: +4 dBm for 3.5 cm/s peak velocity.

Record: RIAA or flat. Within ± 3 dB 30 to 20 kHz.

Amplifier distortion: 0.2% thd 30 to 20 kHz at 120W.

Distortion from cutter: intermodulation products 0.8% from mixture 40 and 7 kHz at 3.5 cm/s peak velocity.

Signal/noise ratio: 80 dB referred to 3.5 cm/s peak velocity.

Power requirements: 115 or 230V ac.

DISKMASTER SYSTEM

The electronic mastering circuits and operational controls are provided on a mastering desk. All recording, monitoring and operating functions can be controlled from there.

Two channels of programme and two channels of preview are processed in an identical manner. The programme lines from the desk feed the RA 1700 cutting amplifiers, which in turn feed the cutting head. The preview lines connect up with the vari-pitch on the Scully lathe recommended by the manufacturers. A recessed patch panel allows re-routing of signals and testing at intermediate points in the circuits.

CONTROL FUNCTIONS

Slider attenuators ganged to preview. Three stage eq on ten centre frequencies/stage ± 10 dB. Hi and lo pass filters, five frequencies ganged to preview. Low frequency crossover ganged to preview. Limiters with switchable matrix for vertical/lateral control. Adjustable over a range of attack/release values. Phase reverse. Blend ganged to preview. Line master fader ganged to preview. Cutting level ganged to preview. 33/45 speed change. Stereo/mono switch. Test oscillator, six frequencies. Vu metering on programme, feedback and limiters. Monitor source switch. Phase monitor oscilloscope.

Part two

AMPEX

Ampex Corporation Audio-Video Systems Division, 401 Broadway, Redwood City, California 94063, USA.

UK: Ampex Great Britain Ltd, 72 Berkley Avenue, Reading RG1 6HZ. Phone: 0734 55341.

BLM-200 DUPLICATOR SYSTEM

The system consists of the BLM-200 bin loop master and up to 20 slave units of the 3400 series. Running at 600 cm/s, the master reproducer provides programme to enable duplicating at 32 times the normal speed. The machine features easy loading and automatic cueing; a photo cell assembly mounted in the tape path automatically counts the number of master passes and injects a 120 or 320 Hz tone on the copies for cutting points.

Working master tapes for all slave formats are recorded on 25 mm tape with 1.5 mil backing, recorded at 19 cm/s NAB equalisation.

The 3400 series slave transports feature turn-round guides with 150 mil or 6.25 mm guides for ease of tape conversion. Automatic tension control is provided.

Plug in head assemblies for both 4-track cassette and eight-track cartridge systems use a ferrite core for maximum life. Integral with the head block, individual bias and record level presets are provided for each track ensuring interchangeability throughout the system. No wiring changes are required when changing slave head format.

3400 series slave head assemblies for all standard open reel formats are also available.

DUPE CHARACTERISTICS

Frequency response: cartridge 50 to 10 kHz ± 2 dB. Cassette 50 to 8 kHz ± 2 dB.

Wow and flutter: duplicating system will not intro-



Above: Gauss
25mm master console.

Below: Ampex bin master
and slave production line.



duce more than 0.1% rms (NAB weighted) onto the dupe.

Crosstalk: below 50 dB between adjacent tracks.

System noise: better than 10 dB below a blank, biased Ampex 404 low noise tape; 30 to 5 kHz at final copy speed.

BRANCH & APPLEBY

Branch & Appleby Ltd, 42/42a High Street, Harrow-on-the-Hill, Middlesex HA1 3LL. Phone: 01-864 1577.

The company custom build tape duplication equipment covering from 4 track on 150 mil cassette tape to 8 track on 6.25 mm tape. Systems for compact cassette vary from 'in cassette' duplication at four to eight times recorded speed up to jumbo pancakes duplicated at up to 32 times normal play-back speed.

Duplication accessories manufactured by the company include multiple high speed cassette rewind units and bulk erasers.

ELECTRO SOUND

Electro Sound Inc, 725 Kifer Road, Sunnyvale, Ca 94086, USA. Phone: (408) 245 6600. Europe: Audio Automatic Corporation, 4 Rue Ficatier, 92400 Courbevoie, Paris, France. Phone: 333.30.90.

6000 SYSTEM

This is a 32:1 system operating at a master speed of 600 cm/s into slaves running at 150 or 300 cm/s. The system consists of a master reproducer, rack mounted with automatic reel to reel or continuous loop bin; four or eight amplifiers are included together with a bias generator and an automatic tape control unit. Other features include two panel meters, two attenuator pads and two interchangeable eq record amplifiers to comply with various dupe formats.

With up to ten slaves in a system, the manufacturers claim the change over time between slave tape formats is less than one minute/slave due to the plug in head block and tape guides. They also state that cumulative wow and flutter on dupes is less than 0.1%. For cueing purposes, the system injects appropriate tones to activate tailoring gear.

4000 SYSTEM

This offers the same basic facilities as the 6000 series with the fundamental difference that it operates and duplicates at half the speed.

GAUSS

Cetec Inc, 13035 Saticoy Street, North Hollywood, Ca 91605, USA. Phone: (213) 875 1900.

50 ▶

Mains powered self contained units

10 OUTLET DISTRIBUTION AMP

GENERAL STUDIO WORK ★ FEEDING MULTIPLE SLAVE PA AMPLIFIERS ★ DRIVING FOLDBACK HEADPHONES

Excellent distortion and LF performance with specially designed massive output transformer having separate secondaries for each 600 ohm balanced output, giving complete dc and ac isolation £94. Also available —kit of all electronics, excluding case and XLR connectors £55.

STEREO DISC AMPLIFIER

BROADCASTING ★ DISC MONITORING AND TRANSFER

Magnetic cartridge to balanced lines with HF and LF filtering. TO IBA SPECIFICATION £95 Ring for leaflets.

SURREY ELECTRONICS

The Forge, Lucks Green, Cranleigh, Surrey GU6 7BG

STD 04866 5997

Ortofon groovemanship



Still think you have to
accept some loss in sound
when you cut a disc?

Ortofon says you don't.
Our DSS 732 cutting head
proves that you don't.

Commanded by the
non-compromising
GO 741 drive amplifier,
all sound components
from 10 Hz to 25 kHz
are transferred accurately.
Nothing is added.

Nothing removed.
It's all in the record, and
we'll be glad to send you
details if you will drop us a line.

ortofon
accuracy in sound
UK Agent: FELDON AUDIO LTD.

126 Great Portland Street, London W1N 5PH. Telephone: 01-580 4314. Telex: 28668

■ SURVEY TAPE DUPLICATING

UK: Cetec UK, Sapphire House, 16 Uxbridge Road, Ealing, London W5 2BP. Phone: 01-579 9145.

1200 SYSTEM

The system produces loaded reels and pancakes for both cartridge and cassette duplicated up to 32 times normal playing speed. This requires the masters, recorded at 19 cm/s, to be replayed at 600 cm/s. One 1210 master, with or without the 1260 tape bin, will drive up to 20 slave 1200 machines. This represents a total production capacity of up to 4000 copies of a 30 min programme every hour.

Other potential uses of the 1220 series include time compression of programme material transmitted via microwave and coaxial wide band links—a two hour programme could be conveyed in 2.75 min.

DUPE CHARACTERISTICS

Frequency response: 30 to 14 kHz within 3 dB.
Signal to noise: bias noise does not exceed bulk erased noise by more than 2 dB. (Weighted to ASA curve A.)

Equalisation: NAB (others to order).

Wow and flutter: 0.05% rms.

Tape speed accuracy: within 0.2%.

OTHER FEATURES

The master loop bin holds up to 550m of tape. The slave bias frequency is crystal controlled at 10 MHz to eliminate programme interaction. Slave tape format is rapidly interchanged.

OTARI

Otari Electric Co Ltd, Otari Building, 4-29-18 Minamiogikubo, Suginami-ku, Tokyo, 167 Japan. Phone: (03) 333-9631.
UK agents: Industrial Tape Applications 5 Pratt Street, London NW1 0AE. Phone: 01-485 6162.

DP-4050

Produces six cassette copies from 6.25 mm master, recorded at 9.5 cm/s replayed at 76 cm/s (8:1 copy speed).

DUPE CHARACTERISTICS

Frequency response: 30 to 10 kHz +3 —6 dB.

Signal to noise ratio: better than 50 dB.

Crosstalk: below 45 dB.

DP-6000 SERIES

Produces pancakes for cassette and eight track format from 12.5 and 25 mm masters respectively. Using a bin master/slave console arrangement, the master is recorded at 19 cm/s and played at 600 cm/s (32:1 copy speed).

DUPE CHARACTERISTICS

Frequency response (cassette): 30 to 10 kHz +1.5 —6 dB. (Cartridge): 50 to 10 kHz +1.5 —6 dB.

Wow and flutter: less than 0.25% rms.

Signal to noise ratio: 45 dB (NAB SRL).

DP1900A AND B

Loaded cartridge test set to check operation and set tape at beginning. Runs ten tapes (A type) or five tapes (B type) at approx 4 to 8 times tape speed.

DP-6750

This cassette tailoring machine is specifically designed to wind cassette pancakes into empty cassette cases fitted with leaders. It automatically cuts the leader and splices the tape onto it, then proceeds to wind the cassette at high speed and cuts at the appropriate point. The machine controls tension and measures the length of tape wound on. The machine will wind any length up to C120.

The standard DP-6750 is fitted with an audio sensing head enabling the exact length for pre-recorded tapes to be wound on. The manufacturers claim that the machine will load in excess of 100 C60 cassettes an hour.

TELEFUNKEN

AEG-Telefunken, Fachabteilung Magnetbandgerate, 775 Konstanz, Bucklestrasse 1-5, West Germany. Phone: 07531-601 2495.
UK agents: Hayden Laboratories, Hayden House, 17 Chesham Road, Amersham, Bucks. Phone: 0243-5511.

Limited information received.

TELEX

Telex Communications Inc, 9600 Aldrich Avenue South, Minneapolis, Minnesota 55420, USA.

UK agent: Avcom Systems Ltd, Newton Works, Stanlake Mews, London W12 7HA. Phone: 01-749 2201.

CASSETTE COPIER

The copier is available in two configurations. The cassette copier 1 (master) provides all controls and makes one copy from the original. It has add on capabilities for copier 2 (slave modules). Each copier 2 makes two copies but relies on the copier one for all power and control. The cassette copier 2 is equipped with a single emergency stop button. Both units are identical in size and styling.

SPECIFICATION

Duplicating speed: 76 cm/s.

Track selection: either of both by selective erase.

Copy time (C-60): 2 mins.

Rewind speed: 152 cm/s.

Automatic stop: at end of tape or faulty cassette.

Rewind: automatic at end of pass; manual override.

Frequency response: 30 to 10 kHz.

Signal to noise ratio: better than 46 dB.

Wow and flutter: 0.2% rms.

Crosstalk: below 50 dB.

Price: Both model one and two £575 each.

300 SERIES DUPLICATORS

The telex duplicating system can consist of any combination of open reel or cassette master and slave transports. Each transport features two operating speeds and is available for any standard power requirement or head configuration. Systems are controlled from the master console for simultaneous start, stop and record. To expand on a basic system, a total complement of up to ten open reel slaves or 18 two channel cassette slaves (six modules) can be added with simple modifications.

WOLLENSAK

Mincom Division, 3M Company, 3M Center, St Paul, Minnesota 55101, USA.
UK agent: Fraser-Peacock Associates Ltd, 94 High Street, Wimbledon Village, London SW19 5EG. Phone: 01-947 2233/1743.

2770 AV

This machine is a compact cassette to cassette high speed transfer unit featuring two copy positions and one master bay. Automatic end of tape or end of programme sensing—switchable on the front panel—causes the master and slaves to rewind and stop.

SPECIFICATION

Design format: desk top.

Tape format: two track.

Duplication speed: 76 cm/s (16 times normal).

Wow and flutter: additive 0.15% max.

Timing accuracy: within 1%.


Frequency response: 40 to 10 kHz ±3 dB.

Signal to noise: within 3 dB of master.



Left:
Telex 300 duplicator

Right: BKM6 master console—part of the AEG-Telefunken range. This machine operates with two 25 mm masters providing continuous duplication at 32 times playing speed for both 8 track and cassette production





The only Mastering Lathe in the World that can offer you all these features

- The MSR 2000 cuts Mono, Stereo and Quadraphonic, with fully integrated varigroove operation.
- Push Button programming for all functions, speeds and diameters.
- Servo control on leadscrew, 4 speed turntable and cutterhead suspension.
- Automatic groove depth compensation for inner diameters.

Independent tests proved that after 12 months of operation the MSR 2000 met full original specifications.

MSR 2000

The Worlds most advanced Lathe System

MSR Electronics Limited
Balsall Camman . Nr. Coventry . Warwickshire . England

AMEK

8 STOCKPORT ROAD, ALTRINCHAM, CHESHIRE WA15 8ET ENGLAND
Dial 061 - 928 8688

Modular Studio & p.a. desks; p.a. systems; graphic equalizers; electronic crossovers; power amps
TEAC franchised dealer



*Comprehensive AMEK
16-in 16-out studio desk
supplied to
BOX MUSIC SERVICES
Heckmondwike, Yorkshire*

for information contact Nick Franks or Graham Langley

Progress in tape duplication equipment has not always kept pace with consumer demand in terms of quality at a price competitive with that of disc. However, recent improvements are permitting better overall results. These are discussed in the context of basic system techniques, with particular reference to the compromises involved in high speed duplication of cassettes and cartridges.

Tape duplication

ANGUS MCKENZIE

PRE-RECORDED TAPES have been available on the domestic market for over 20 years, but reel to reel format never really caught on. The average consumer dislikes threading up, and the cost of production has been so high that when high speed duplication of cassette and cartridge was introduced, the latter appeared more economical and became a commercial success almost immediately. There is still a place for reel to reel tapes in special applications such as language laboratories, and there is clearly a requirement for short runs of a few hundred copies of master tapes, but because of space this article will deal only with the high speed duplication of cassettes and cartridges.

In the early stages of cassette duplication, Philips used banks of separate machines which were soon found to be uneconomical, and despite the immense difficulties, a few manufacturers of duplicating equipment were encouraged to look into the problem. Gauss produced one of the first high speed models, and they were followed by GRT and others once some of the problems had been overcome. Metrosound, an independent duplicator having some years of experience with Lyrec equipment, were the first to buy Gauss in the UK, and were followed by Decca, Trident and others. Precision tapes chose GRT but have recently added a completely new production set up of equipment designed and built by themselves, and giving a better standard than that obtained previously from their GRT. EMI at Hayes use Gauss, and were amongst the first to install ferrite heads.

In cassette duplicating, since a flat response up to 10 kHz is mandatory it becomes necessary to think in terms not only of wavelengths of the highest frequencies that have to be recorded, but the actual frequencies themselves. Most high speed duplication plants record even the most difficult programmes at a 32 times speed-up and this demands flat response of the entire equipment to at least 320 kHz with a usable response up to 500 kHz. There are many problems in enabling such exceptionally high frequencies to be recorded on to conventional cassette tape, and these will be outlined in turn.

For technical reasons, it has been conventional in the past to have a bias frequency at least five times higher than the highest audio frequency that is required to be recorded, and hence even the most modest modern domestic recorders have bias frequencies of at least 100 kHz. High speed duplicators require a bias frequency ideally at least as high as 2.5 MHz, although a few run with only 2 MHz bias. This very high frequency has to form a bias current through a record head, and since normal heads have an inductance usually between 4 mH and 10 mH it will be realised that not only would the impedance be ridiculously high at such frequencies, but the head would also form a tuned circuit with the capacity of the input wiring almost certainly far below bias frequency. This would involve such high bias powers that not only would the head overheat but the high voltages would cause severe problems to the record head driver amplifier. It is thus necessary to use record heads having an extremely low inductance, usually between 100 μ H and 250 μ H. Such heads have to be made especially for the purpose, and are extremely expensive because of the immense amount of work load that they must carry and

the high speed of the tape; it is virtually imperative to use ferrite heads, or heads using materials with extremely good wear characteristics. The output from the bias oscillator section of the electronics usually feeds the head circuit through co-axial cable, and it is important for users to remember that they are dealing in effect with short wave radio frequencies which exhibit very different properties to audio signals. Earth loops must be avoided completely, for a particular earth path that may only have a few milliohms impedance at audio frequencies may turn out to have a few tens of ohms impedance at rf frequencies. Difficulties thus caused could induce radio frequencies into the modulation amplifiers, and cause serious blocking problems which would result in a limitation of maximum output level.

Some users have modified older high speed duplicators to run at a higher speed, increasing the bias frequency, if necessary, although problems can arise. In one particular case examined, an installation had a maximum available recording level at 333 Hz some 5 dB below the expected figure. After much investigation it was decided that the record head must be faulty in some way, and on examination it was found that the inductance was 1 mH. It was further found that the record windings fortunately were centre tapped, and thus feeding the centre tap instead of the complete winding reducing the effective inductance to 250 μ H. When an internally rewired head was tested again on the production line, a 4 dB increase in record flux was available at the same distortion that had been noted previously at the lower level and thus the product duplicated on the modified equipment sounded very appreciably better.

The actual nature of the pole and gap faces of the record head is significant, since head to tape contact has to be far more intimate than on normal recorders. Since head wear is a problem, the entire duplicator tape transport has to be of an exceptionally high standard and guides and bearings must be maintained very regularly. Duplicating equipment has to be kept spotlessly clean, since one foreign particle lodged in the record head gap can write off a complete pancake of recordings, and since it is not normal to test every pancake for quality, serious complaints would of course be received from users, which could harm the reputation of the product's distributor.

In their latest duplicators, Gauss supply a wiping post including a glass fibre tape, which to a degree ensures the minimum of oxide shedding across the record head gap. However, the oxide shedding problem can be very serious for anyone and no fully satisfactory oxide surface cleaning mechanism yet exists to my knowledge. The latest Gauss duplicators also use the remarkably high bias frequency of 10 MHz and some years ago introduced a focus gap head, which projects the bias field to the relevant area of the tape's oxide as it passes the main gap. The focus gap principle includes small shims in the gap itself and allows, it is claimed, improved penetration into the oxide and a better general high frequency performance of the end product. Naturally, Gauss heads have an exceptionally low inductance but their equivalent record gap width is approximately 5 μ m on the wide side. While a normal narrow gap allows a lower bias current to be used,

Facing page, left: custom-made bin master and slaves manufactured by and operating at Precision Tapes.

Centre: close-up of a slave.

Right: loading cassettes at Metrosound with King high-speed loaders.

Following pages: Gauss duplicating line at Metrosound.

enabling better high frequency performance, the inherent compromise means that they have in the past given poorer performance at low frequencies. Conversely, a wider record gap enables low frequencies to be recorded deep into the oxide but this condition requires a higher bias current which therefore tends to reduce the maximum operating high frequency level. The choice of record head gap must, therefore, be subject to such compromise, since different gap widths will be found optimum for different types of programme. A gap width of around 3 μm is probably a feasible optimum for high speed duplicators.

Ferrite heads have been developed by Gauss, after much pressure from the industry, and at first these heads were subject to gap fatigue after only a few hundred hours. The latest ferrite heads, however, show considerable promise, since theoretically, once the metal fatigue problem has been overcome, they should last much longer than ordinary iron types. At the moment, iron record heads are still being supplied in both focus and normal gap configurations. EMI at Hayes have been able to carry out many interesting tests on duplicator heads and claim that ferrite types allow several dB more high frequency level to be achieved on cassette and cartridge than appears to be available from iron heads and since the high frequency performance of cassette tape is even today relatively poor, it seems that ferrites must eventually completely take over. It is probable that the improved performance results from the more intimate contact between the tape and the gap field and furthermore more reliable narrow gaps can be made with ferrites. Gauss are now claiming a response typically within ± 2 dB ref 333 Hz up to 14.5 kHz when a duplicated cassette is played back at normal speed. Remember that this is, in fact, claiming a performance at high speed extending to 470 kHz, which is remarkable enough. However, some users are experimenting with a 64 times speed-up on their Gauss equipment for specialised

purposes and some even more remarkable short wave length performances have been noted.

One serious problem in duplication is that of running up time, since the master sending tape has to reach a speed of over 6 m/s while the slaves run at approximately 3 or 1.5 m/s. The sending machine employs a loop bin, which allows a programme to be repeated as often as desired. Each programme is preceded by a very low frequency cutting tone, so that operators or automatic equipment, detecting the tone before each commencement of programme on the copies can cut the tape appropriately for mounting in the cassette or cartridge. The master playback machine contains electronics to give the correct equalised output for transfer to the slave machine's electronics. All interconnections are made with coaxial cables to avoid high frequency losses and in the slave machines preset equalisers and comprehensive metering allows the correct record equalisation to be achieved. For example, a master oscillator on each Gauss slave drives up to eight independent bias amplifiers arranged in pairs on printed circuit boards; current measuring

resistors in the earth returns from the different sections of the record head allow the bias wave form and amplitude to be preset.

Gauss recommend that the 'Audio' equalising should be achieved by presetting 320 kHz level to be 13 dB boosted with respect to 10 kHz, as detected across the current measuring resistor. For cartridge duplication, the relevant frequencies become 420 kHz and 16 kHz respectively. The slaves are fitted with a probe monitor head, whose height can be set as required to monitor any track. This head drives a special repro amplifier having both a vu type meter and an oscilloscope fitted to facilitate bias and equalisation setting. The bias current is set on the plateau on which the 10 (16) kHz signal is near peak, such that a higher frequency records with an optimum response compatible with a reasonable biasing point. Such procedure is open to discussion: I feel that equalisation and biasing should be regarded separately, the latter being done first and the former adjusted for a flat response. It is well known that the biasing point does not necessarily coincide in overdrop with its equivalent at real-time speed; some lengthy research on this problem by an independent team would pay dividends to the entire industry.

The time constants, chosen originally by Philips for the cassette system, are reasonable at the high frequency end but have now been changed to a repro time constant of 3180 μs at the bass end to replace the original 1590 μs roll off. The latter curve required some 7 dB bass boost on record and thus caused serious If distortion to appear on most programme material, especially pop music. Some duplicators, in advance of the official change, rolled off to the new recommended curve anyway but there are probably many duplicators in use today that have not been modified. Since most cassette recorders made in the world today have play back equalisation between 3180 μs and no bass roll off at all, copies made on unmodified

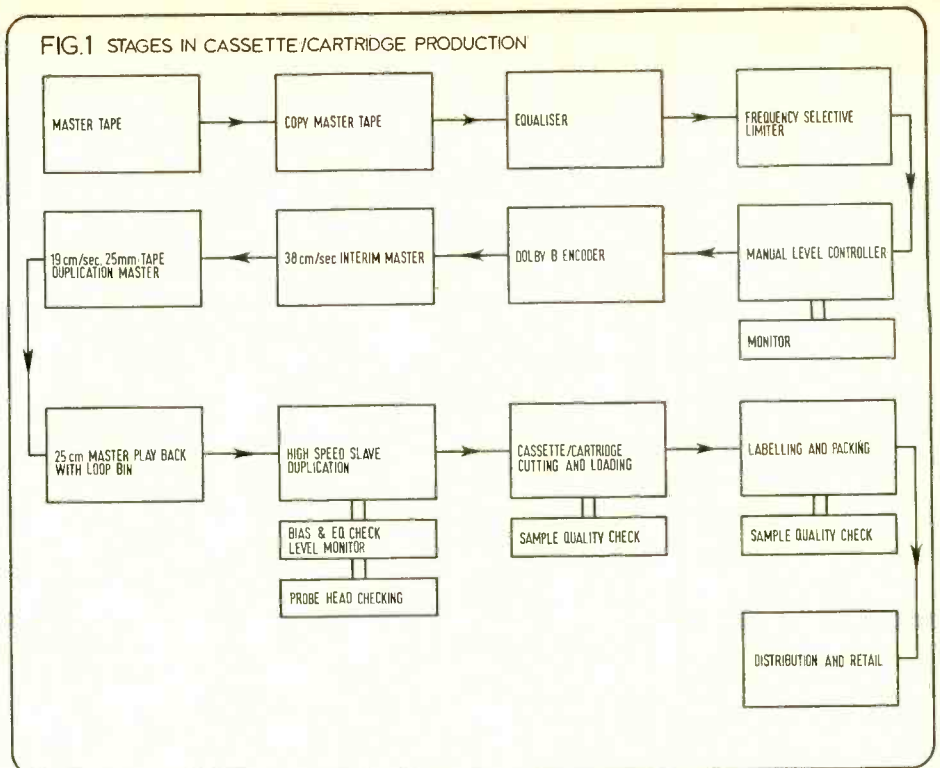
54 ►



■ TAPE DUPLICATION

equipment would clearly reproduce with a ridiculous amount of audible bass boost.

The average duplicator record head is of far higher quality than those used in almost all cassette recorders. Therefore, higher levels are in general achieved on cassette duplication. Unfortunately though, even when ferrite heads and focussed gaps are used, a higher frequency performance is largely determined by the cassette tape itself and so the ratio between the maximum operating level at 333 Hz to the level permissible at 10 kHz becomes rather greater. This results in almost all pre-recorded cassettes having severe high frequency 'squash' and intermodulation distortion. Only with improved cassette duplicating tape can any significant advance be made in the future. Some recent types do show promise. EMI have developed their *X1000* duplicating tape which has a far superior performance to their earlier type, but at the same time samples are reaching my laboratory of foreign competition, including the new *BASF Super LH* and *Maxell UD*, showing great promise. This treble squashing problem can be considerably reduced in its severity by much more careful preparation of the interim masters which are usually made on 6.25 mm tape at 38 cm/s. These have to be transferred on an accurate 1:1 basis to 19 cm/s on 25 mm masters, subsequently used to send the programme on the play back/loop bin machine. It is clearly better to control the amount of high frequency energy electronically with discretion than to use the high speed cassette tape recording as a means of hf limitation, since in the latter case the sound quality can become most objectionable to the listener. The process of preparing interim masters for duplication is one that must be performed with great care by an engineer, who should have the appropriate musical knowledge. It is very easy to go wrong at this stage. In the last year I have checked for various clients about 150 miscellaneous pre-recorded cassettes and cartridges and some very serious faults in



production have been noted from virtually all companies, some companies showing different characteristic faults to others.

It is clear that even majors sometimes pass the output from a master tape through an ordinary high quality limiter, apply a small amount of equalisation and then Dolby B encode onto an interim master. Such an automatic process can lead to marked anomalies on the product sold. I have run for example, a prerecorded cassette in sync with the equivalent record and subsequently noted up to 16 dB limiting at the top end of the dynamic

range on the cassette as compared with the record. On classical music, such sound becomes ludicrous, giving the effect of the entire programme continually hitting the listener in the stomach at full volume. Sometimes when the original master had audible tape noise anyway, noise pumping was also evident. There also appeared to be an inconsistency in peak recording level between similar types of programmes from different manufacturers but with little apparent variation of peak distortion.

It is obvious, therefore, that manufacturers recording lower peak levels are either taking insufficient care in production or have equipment that is physically not capable of better results and good results are now demanded by the public.

Since I have indicated that automatic normal compression or limiting is not good enough, particularly for demanding classical music, the dubbing engineer must face the fact that manual gain control is almost mandatory and this can only be done by following the score, if necessary with a music producer. Quiet passages must be brought up in level to a certain degree, but short quiet passages interspersed with loud peaks must have their short term dynamic range retained, in parallel with standard balancing practice. Automatic compression can never do this adequately, but there is one further aid that is exceptionally useful. A year or so ago the BBC introduced a variable pre-emphasis limiter with a delay line, incorporated in their pcm link systems. If a high frequency peak occurred with too much energy, the normal 50 μ s pre-emphasis curve is shifted up in turnover frequency so that if necessary no pre-emphasis at all exists for the duration of the hf energy peak. The detection of the peak is measured on the input to the equipment but



KLH

The Natural Choice

The new CBS recording of Schoenberg's massive "Gurre-lieder," winner of the French Grand Prix du Disque, involved musical forces of 500 singers and players. To capture the detail as well as the magnitude of such a recording, producer Paul Myers selected, as always, KLH speakers for the recording sessions. The complexities of such a task have again called for the finest assembly of men and technology. When only the best will do, KLH loudspeakers are the natural choice.

Webland International Ltd. Mirabel House 117-121 Wandsworth Bridge Road London SW6



■ TAPE DUPLICATION

since the operational control is performed after the time delay, no distortion is apparent and a surprising amount of pre-emphasis change can occur without audible detection. Such a system does not alter the energy at bass and middle frequencies and thus allows a higher peak level to be achieved than at high frequencies. If the output of the equipment was then de-emphasised, or the internal parameters are changed, the system would be excellent for the preparation of interim masters.

Audio and Design have already supplied several band width control/limiter combinations which allow crossover points to be chosen at will, so that signals in one band will pass straight through the system while signals in another band are limited, compressed or even expanded in another band. This equipment in particular has been used by my company to prepare cassette interims of very difficult material and I therefore recommend this type of processing. Alternative equipment which would probably give similar results is available from FWO Bauch Ltd, but I have not had an opportunity of testing its performance.

Many of the cassettes that I have heard have had either Dolby level or serious equalisation errors and, surprisingly, too much as well as too little treble has been detected. Bad head-to-tape contact has also been noticeable but have usually occurred on only one track. Some eight track cartridges have had one or more tracks to 8 dB down in relative level, but the response has been more or less correct. I have rarely


detected crosstalk problems on cassette, but cartridges usually have detectable crosstalk from one stereo track to another. It appears on investigation that it is partly caused by crosstalk occurring at the 25 mm tape stage due to inadequate screening in the record or play back heads. When choosing an eight track recorder for the purpose this must be considered, and some very expensive machines not designed specifically for the purpose leave a lot to be desired. It is particularly important for each stereo track pair to be copied on to the 25 mm tape separately, since the worst types of cross talk usually result when different tracks of an eight track head are being fed with two programmes simultaneously. Such crosstalk can be caused by inadequate screening between the separate head laminations but may also be caused by bias linkage problems.

Dolby level errors have often crept in when an interim tape is being dubbed to the 25 mm master. If the Dolby B process is introduced before the interim, the levels must be kept constant throughout the dubbing process and the level by which the programme exceeds Dolby level must be measured with a peak programme meter and not a vu type, since at this stage an engineer must be concerned with peak flux level and not average listening level. On today's cassette tapes it is unwise to peak higher than 4 dB above Dolby level at middle frequencies, although 2 dB or so higher levels can be recorded on cartridge.

Pancake play back stereo machines are very expensive, most of them costing around £2000. A new and very promising one has just been

introduced by AEG/Telefunken of Milan and despite the expense all duplicators should have a machine such as this available at the factory for continuous quality checking. Telefunken have also recently shown (at the AES Convention in London) a high speed duplicator based on their M12 deck. (See May STUDIO SOUND for review of the standard M12 tape recorder.)

Finally, it is only with the help of automation that production prerecorded cassettes and cartridges can really compete strongly with records. The latest Gauss equipment has an automatic start sequence, which allows the master machine to run up to a speed in 30s and at the appropriate time the slaves are also automatically started. After initial setting up, the operator only has to replace the recorded pancakes with new ones and clean the heads before a new run is undertaken. New machines can now cut, leader and prepare the complete product and even insert cards and labelling can now be automated. Small runs are just not economical though, and so there is still a continued demand for eight times speed up duplication as performed by several manufacturers' machines (see survey). For reasonable quality, though, the master send must be at least at 19 cm/s; unfortunately, some smaller equipment just copies cassettes from a master cassette, producing rather poor quality copies. Perhaps we shall see in the future a high quality eight times speed up duplicator working direct from 6.25 mm to C60 or C90 cassettes in one or two runs, which would be a great advantage for market survey work, as well as for many specialised purposes.



TELEX TAPE DUPLICATORS

modular system flexibility
for reel to cassette,
cassette to cassette or
reel to reel operation.

mono or stereo.


designed for continuous
production.

prices from £1664.00.

Avcom Systems Ltd., Stanlake Mews, London W12 7HS.

01-749 2201


WELL WITHIN REACH....



Not only is the new 16 into 8 well within reach physically but also financially. It offers 8 track recording with facilities for 16 track recording and monitoring at a price that even the most economically based studio can afford.


All the usual Soundcraft facilities are offered such as variable limiters on all output groups, comprehensive equalisation and very low noise electronics together with long travel conductive plastic faders, communication to all cues and groups and a wide band line up oscillator.

Prices start at £2000 and various metering and patching options are available at extra cost.



**5/8 Great Sutton Street
London EC1**

Tel.: 01 637 0256 (our new telephone number will be advised by the Exchange Operator)



The actual application of disc cutting principles to a client's master tape can cause problems if the recording engineer has not thought carefully about the disc limitations themselves. The cutting stage has only recently become acknowledged as a critical part of the recording process, as a result of extending recording techniques. Customer relations is another tricky problem, since a tape which sounds good in the control room will not necessarily transfer well to disc.

Disc cutting in practice

TONY BRIDGE*

*The Master Room, London

THE MID-SIXTIES saw the beginnings of a sharp increase in studio techniques applied creatively to music. The Beatles, of course, starting mainly with the *Sergeant Pepper* album, set the standards of studio recording for years, and together with their engineers, Geoff Emerick, made possible today's remarkable flowering of technique-conscious musicians. Studios themselves have been forced into continual reappraisal in terms of equipment and so on, in an effort to keep pace with the demands of record producers and musicians, while musicians quickly absorb any new product or technique that studios can offer.

While the initial recording became recognised as the most important link in the record-making chain, the transfer of the master tape to disc was for a long time looked upon as merely a back-room operation. Even when cutting the most important record, the transfer engineer was usually left alone to work on the tape by himself and not many producers at that time were aware of the processes involved. A typical comment of the time was the one made by a member of a well-known group, who said in a newspaper interview, 'When we got the pressings (of their latest record) we thought the cut didn't sound as loud as the tape did in the studio.' No wonder—not many people have the same monitoring facilities as a studio control-room; but the tape itself may have been unsuitable for cutting at a high level anyway. However, producers eventually realised that there was another area of recording where 'magic' could be wrought.

Until this time, say four or five years ago, the final master was generally expected to be an exact representation of the master tape. This is still the case with most recordings of classical music—the balance engineer, producer and artist between them spend a long time obtaining an internal balance within the orchestra, or between the soloists, and the mastering engineer will often find that he can transfer the tape to disc with the minimum of alteration. One well known impresario/producer, however, was well known for sometimes cutting up to 20 different versions of a record—after hearing the latest cut, hot off the press, he was known to demand an extra $\frac{1}{2}$ dB lift at 3.8 kHz (no more, no less) at bar 82.

However, pop music usually demands a different approach. The original recording is made on to a multitrack tape machine, with the intention of altering certain sounds and balances on the final mixdown to stereo (or quad or whatever). Now, when the mastering engineer is working on the final tape, although he will endeavour to transfer it to disc as mixed, he may find that certain signals on the tape will not transfer satisfactorily. Creative musicians and producers (and, of course, balance engineers) will constantly be trying new techniques on their recordings. So the mastering engineer is presented with new sounds all the time, most of which will transfer, some of which will not. A compromise has to be reached with those that do not work and sometimes the producer will reject these sounds altogether and record a new section (this is quite rare nowadays, as more experience is gained in recording techniques, but a few years ago it was rather common).

An example of a sound that is difficult to transfer is that of breaking glass. While modern cutting heads can cope with quite large currents, they could easily distort when presented with a high level sound such as this. (High frequencies generate large amounts of electrical current, and it will be obvious that breaking glass contains mostly high frequencies in its frequency spectrum.) So if this particular effect is used with music on a tape and is mixed to the foreground, so that its level is comparable with the music, the combined signal would probably become impossible to transfer at a high level.

This is when compromise becomes necessary. Either as much of the offending high frequencies as possible are filtered out of the tape, thus keeping the same volume, but at the same time losing top from the glass (and the music), or the cutting engineer can drop the volume, or level, of the effect (and again, the music) so that the current generated is not so great as to become a problem to the cutter head. This is only a particular example, and the same problem might arise with, for instance, a loud cymbal crash, or any of a million and one other sounds or combination of sounds. As an example, photo 1 shows the groove cut from a tape with exaggerated high frequency content. The sharp white peaks are the high frequency

Photo 1: Exaggerated hf content.


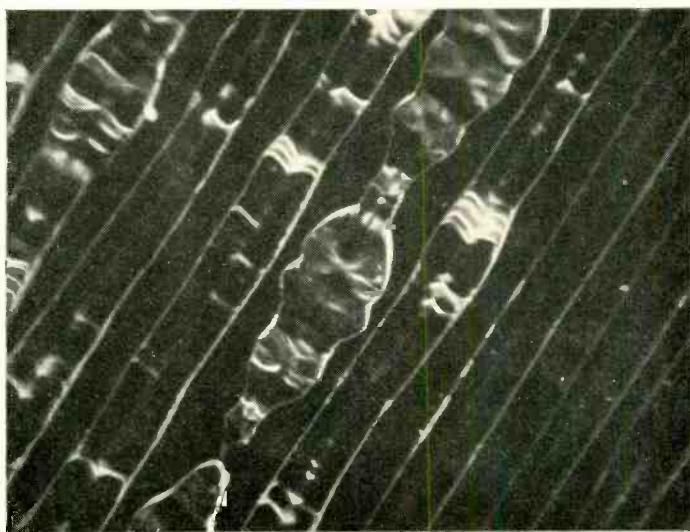


Photo 2: Out-of-phase signal 'string of sausages'.



excursions. (All the photographs were taken with the kind assistance of CBS Records, from my own specially prepared cuts.)

Another effect that can cause trouble is an out-of-phase signal. The cutting head in this case will move in a vertical plane and given a signal of sufficient amplitude will produce the 'string-of-sausages' seen in photo 2. The level of the out-of-phase signal seen in photo 3 was enough to lift the cutter head completely from the surface of the lacquer during its 'negative' phase. Obviously, on most equipment this would produce a jump, but strangely enough, some cartridge/pick-up arm combinations might track this kind of groove formation, and the listener might not be aware that there is actually no groove at this point!

Photo 4 illustrates another problem that is often met in modern rock recordings. Balance engineers often bring the bass guitar well forward in the mix so as to recreate a 'live' sound on the record. The grooves illustrated show what happens if the bass signal is cut at peak level. The wide swings cause the grooves to over-cut into each other—when the playback stylus reaches the point in the centre of the photograph, where the grooves collide, it will cross over, ie a jump will occur.

It is sometimes possible to equalise an offending sound so keeping its flavour while losing the troublesome frequencies. This might be the case, for instance, with a heavy bass guitar, which might benefit from having its low frequencies around 20 or 30 Hz filtered or sloped a little, and its higher frequencies, say 100 or 150 Hz boosted. The essential quality of the sound is retained, at the same level, but the risk of jumping, or skipping is lessened. The same treatment might be given to a very sibilant voice, which might otherwise distort, but this time the very high frequencies present in the signal are filtered out and the lower ones boosted. The signal could, of course be heavily limited, but will sound very 'squashed', and is not usually advisable. To see the effect, look at photo 5, which is of a cut that has been highly limited. The signal is the same as can be seen in photo 4. Compare the very straight groove with the very wide swings seen with the non-limited bass.

There are, of course, many different sounds

that can give trouble to the mastering engineer, and many ways of dealing with them. However, it's obvious that it is easier for the balance engineer to clean up these sounds when recording the original tape. It's a good idea, therefore for the balance engineer to have a basic knowledge of disc cutting—it will always be easier for a mastering engineer to work on a tape that has been mixed by an engineer who has an understanding of the things that give trouble on a cut.

The mastering engineer will be looking at these problem sounds while setting up the tape prior to cutting, using his experience to spot signals that might prove troublesome. He will also be looking at the level, or volume, of the master tape and adjusting the transfer level to suit the particular programme. In general an lp will be transferred about 2 or 3 dB lower in level than a single, although occasional peaks may go well above normal single level and some singles may have to be cut at the lp level. The mastering engineer will use his experience in the first instance to decide what sort of level to use when transferring the signal to disc. He will know what to expect from some sounds in the way of groove formation, while others will have to be cut, probably as a test cut, before he knows if they will give any trouble.

To facilitate in setting levels, all master tapes should have level tones at the start although many submitted, unfortunately, do not. If they are not included, extra work is made for the mastering engineer, as he then has to work through the whole tape to find any isolated peaks. These tones should consist of a few seconds of a 1 kHz tone at standard operating level (sol), a bass tone at sol, around 100 Hz, to check alignment of the cutting room tape machines and coincidence of record and playback machines, and a high frequency tone, say 10 kHz, also at sol to check azimuth.

Azimuth is very important in transferring a tape to disc. The mastering room will usually be accepting tapes from many studios, and the tapes will not be recorded with the same head azimuth. If the head alignment of the original tape machine is not quite the same as that of the cutting-room machine and no adjustment is made, there will be a phase shift when cutting.

This will be noticeable in mono as a loss in top and level, and in stereo as an additional blurring of phantom images between the speakers. Corrected adjustment of azimuth is critically important when transferring matrix-system quadraphonic tapes, which rely on phase information for their correct reproduction and this demands much tighter tolerances.

If the tape has been recorded through a noise reduction system, it will need to have a reference tone to the same level at which the original system was driven. It's surprising how often this is not included, for without it the mastering engineer will be working in the dark. It is vital to know at which level to drive his playback system. Another aid which can be very useful as a double-check, is a series of quick burst of tone, to identify right- and left-hand channels—say two for left and three for right. All these tones are of great help to the mastering engineer and allow him to play back the tape in exactly the way it was recorded, without having to rely on intelligent guesswork based on the signal itself.

One of the most important aids in cutting, and one around which much research and development has been centred, is the vari-groove system. Before this was introduced, records were cut at fixed pitch, which is to say that the grooves are all of the same depth, and the same distance from each other, as they move across the surface of the disc. This puts a limit on what can be cut on the disc.

To understand this, an explanation of 'pitch' is required. Running time on a record is dictated by the pitch, and vice versa—the finer the pitch (the closer together the grooves are), the longer the record will run. For a 12 in, 33 $\frac{1}{3}$ rpm record, a fixed pitch of 300 grooves to the inch yields a running time of 30 minutes, 200 grooves to the inch 20 minutes, and so on. Unfortunately, the wide swings of the modulation on a loud cut can only be accommodated by using a coarse pitch (or widely-spaced grooves), so it is possible only to have a long, quiet record, or a short loud record.

With the advent of the vari-groove system, in its various forms, this was all changed. The system allows the pitch of the cut to be altered during the cutting. Basically, the pitch closes up

► 60

Photo 3: Cutter lift on out-of-phase signal

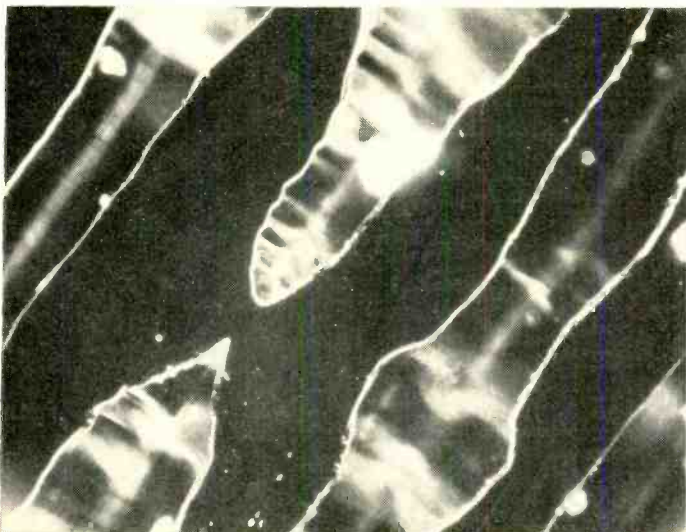
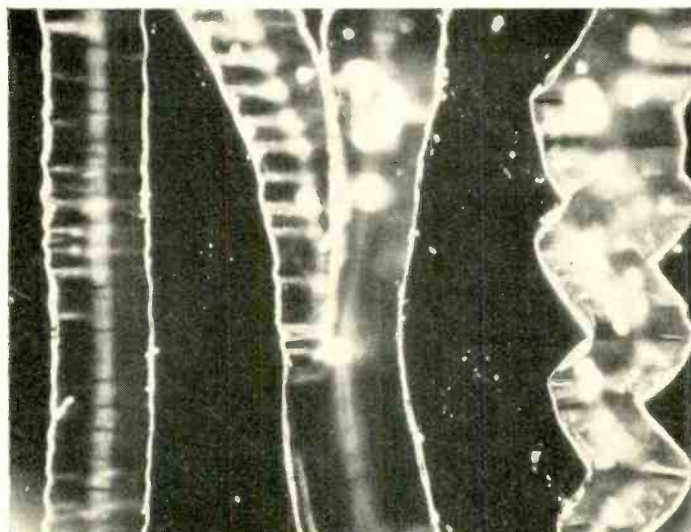


Photo 4: Peak level bass signal causing overcut



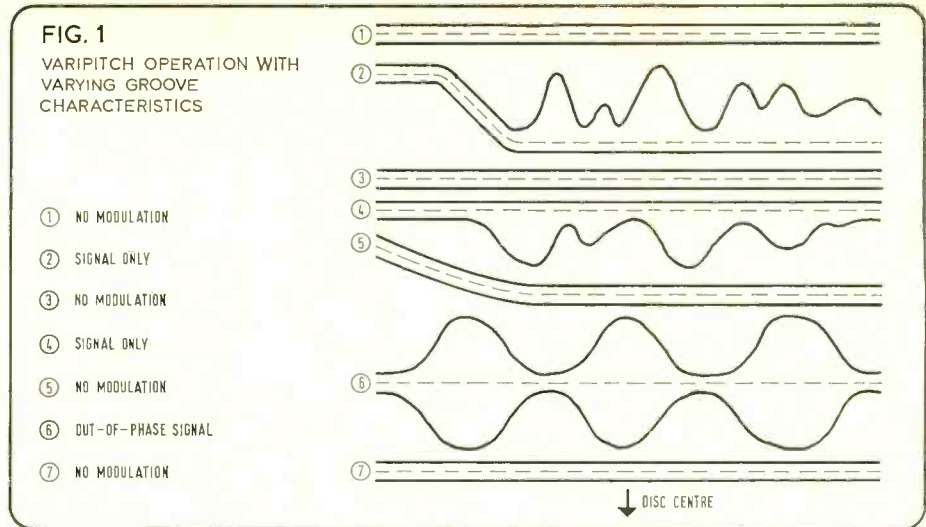
DISC CUTTING IN PRACTICE

in quiet passages with little modulation, while in loud passages the pitch opens up to accommodate the wide swings of the groove. The system also deepens the groove if a large amount of out-of-phase information is present in the signal (see previous paragraphs for more detailed analysis of these effects).

The tape machine used in the transfer chain has two play-back heads. The tape passes over the advance head 42 cm before the main play-back head (in the case of a 12 in, 33 $\frac{1}{3}$ rpm cut), and the signal from the advance head is fed to the cutting lathe pitch system half a revolution (or more exactly, 0.6 revs) ahead of the main signal. While there is no signal, or a low-level signal on the tape, the grooves are allowed to close up, saving space—when a high-level signal passes over the advance head, the grooves open up, and, if there is any out-of-phase information, will deepen. (See photo 6 for an illustration of this operation. Moving from the right, the grooves are close together to start with, as there is a quiet signal being cut, but in the centre of the photograph, a louder bass signal is being cut, and the grooves are opening up. Toward the left the grooves are resuming the basic pitch.)

This is the operation of a basic system, and is fine for cutting a mono signal, which has a symmetrical groove formation; the vari-pitch system described in the previous paragraph opens the pitch for the same amount after the heavily-modulated groove as before it. So while it is an improvement over the fixed-pitch system, and is the ideal for mono cutting, it is still wasteful of space when cutting a stereo signal which, of course, will usually have asymmetrical groove formation.

Figure no 1 is a schematic diagram showing the operation of a particularly flexible system. Groove 1 is unmodulated, and is at the basic pitch. In groove 2, a right-hand signal only appears, and the pitch of the grooves has opened before the start of the signal to accommodate the modulation. Groove 3 has no modulation, and the lathe has resumed the



basic pitch. Groove 4 has a left-hand signal only. Groove 5 has no modulation, but the pitch opens to allow for the modulation in the preceding groove 4. Groove 6 shows the deepening to allow for the exaggerated vertical modulation associated with out-of-phase signals, while groove 7, being unmodulated, returns to the basic pitch.

Any equalisation carried out on the master tape is duplicated through the pitch system. (To appreciate the precision of the system, it is worth realising that the sum of the cut groove and the land, or uncut lacquer, between the grooves is an average of 2.5 mils, or 60 μ m—the thickness of a human hair. All the operations described above therefore take place with an accuracy of a fraction of a hair.)

The vari-pitch system is usually of more help in transferring classical music, which has a wide dynamic range and is generally quite lengthy. In recent years, of course, rock music often has acquired as wide a dynamic range as classical music. Using the automatic pitch system to its fullest, therefore, the mastering engineer might well be able to obtain higher

peaks on, say, a 25 minute side of a Yes lp than on a 16 minute out-and-out rock 'n' roll album.

Obviously, the vari-pitch system is not of such importance in transferring a pop single, which is usually more or less the same level for three or four minutes, though there are the occasional singles such as Elton John's *Lucy In The Sky* which would benefit from judicious use of the system. This particular single was six minutes long and, luckily, had a wide dynamic range. As a result, the pitch could be closed up for the quiet verses and allowed to open up for the louder choruses. Because of this, the peak level of the single was not much below that of a normal single (with a tape of similar length, but sustained high level peaks, the cut would have to be much lower in level).

In the physical cutting process itself, a blank disc is used, usually an aluminium disc coated with a lacquer of cellulose nitrate. The disc has to be very flat, as any surface imperfections will be reproduced on the final pressings or, if large enough, damage the cutting stylus. The lacquer coating is about 0.15 mm thick, and contains lubricants, plasticisers and other

62▶

EXPOSURE
HI-FI

RICHARDSON ROAD
HOVE BN3 8RB
SUSSEX Phone: 0273 777912



A.P.R.S.
REDUCTION



30%

ON PHASE LINEAR

Agents for KLARK TEKNIK — MIDAS — QUAD

IMPORT PRICES — TRADE — RETAIL — REPAIRS

richardson electronics announce



One of the few mixers installed in the Molinare Sound Services, 43 Broadwick St., London

A NEW RANGE OF TAPE AND MIXER CHANNELS

Following many years experience in the field of sound studio equipment, this new series has been designed to meet the requirements of the professional user at competitive prices.

The TC 7000 series tape channels offer various combinations of replay, sel-sync and record amplifiers, internal PPM or VU metering and master or slave oscillators, optional buffer for separate bias/erase drive. Electronically switched equalisation facilities are offered for NAB and DIN standards for $7\frac{1}{2}$ and 15ips with rationalised adjustments to simplify setting-up procedure. The units are intended for 19 inch rack mounting, and have 45mm panel height.

The MC 6000 series of mixer channels offers a comprehensive range of facilities for a fully modular console. Mic and line input channels cater for a wide range of microphones and ancillary equipment. Facilities include 3 band equalisation controls, comprehensive monitor, foldback and echo facilities including routing from all input channels. Up to 4 output groups can be accommodated which may be increased by the use of separate routing modules. Output channels provide comprehensive switching, level and routing facilities for line and auxiliary outputs together with monitoring and echo outputs.



J. RICHARDSON ELECTRONICS LIMITED

57 JAMESTOWN ROAD, LONDON N.W.1

01-267 0723/4874

■ DISC CUTTING IN PRACTICE

materials to prolong cutting stylus life and give a quiet cut. During the history of disc cutting, several other materials have been used for blank discs, such as glass, and even paper, but none have had the requisite quietness and uniformity of the lacquer/aluminium combination. A cutting stylus made of some industrial gem such as diamond, ruby or sapphire is used and to facilitate a quiet cut it is wound near its tip with a heating wire so that the point of the stylus is heated as it travels through the lacquer.

The condition of the stylus is of prime importance to the final amount of noise on the cut. A worn stylus will give a cut with a high level of surface noise, or hiss, and the same will be true if the stylus is fitted incorrectly into the cutter-head. If the heating wire is too taut, the stylus will be physically restrained from moving as freely as it should, with a resultant loss of top on the cut. The swarf cut from the lacquer is usually carried away from the stylus by a vacuum tube positioned alongside or behind the cutting stylus, into a jar or box behind the lathe. The cutter head assembly is moved across the blank by a screw-thread, operated by the pitch controlling system which we have discussed.

Each channel of a stereo cutting head will be driven by an amplifier of up to 100W rms, although the new generation of heads such as the Ortofon 732 or the Neumann SX 74 may be driven by amps of 600W rms. These can deliver so much current to the head that instantaneous peaks may create up to 3k of heat in a space of 25 cc. Some kind of cooling system is therefore advisable, and this usually takes the form of a stream of helium passing over the feedback coils in the head, and subsequently dissipating the heat into the air.

The only direct function that an engineer will have to perform during the cut, apart from setting levels, eq, and so on, is to put scrolls on the record to mark different tracks, if needed. On an automatic lathe, he presses a button which speeds up the screw thread (opens the pitch) for a predetermined length of time (0.25 to 0.75 of a second is the usual). If there is silence between the tracks, he will also make the

pitch rather coarser just before and just after the scroll, to overcome pre- or post-echo. This is caused by the deformation of an unmodulated groove by an adjacent modulated groove. By opening the pitch slightly, the engineer is making sure that grooves are well away from each other. This particular fault can also be caused by bad pressing, but this, of course, is out of the engineer's hands.

Many of the tapes that pass through the hands of any cutting room will require, as we've seen, some equalisation, limiting or level changes. Occasionally, as in the case of a compilation album or one recorded in several different studios, each track may require different adjustments. Also, level and eq changes are needed during the course of an individual track. This is when a production copy of the master tape, with all the adjustments, is made. This copy is then used for mastering, and all subsequent copies are made from this tape.

This is the leisurely, ideal way of mastering tapes which need a lot of changes. But every cutting engineer will have mastered many records, the producers of which insist upon using the original master tapes and which need a vast amount of changes while being cut. The engineer will really be earning his keep with these tapes, as a single mistake means scrapping the lacquer and starting all over again. While writing this article, I worked on an lp under these circumstances, that needed (or so the producer thought) over 80 changes of equalisation and level: and this is by no means the first—and, I hope, not the last!

Most cutting engineers thrive on challenging tapes. They will obviously have more pride in a record that is more unusual than the normal run-of-the-mill record. There are many examples I could quote, but the one that stands out is the last Monty Python lp. The producers of the record decided to carry on the traditions of the Flying Circus by having two records on one side, meaning that the person playing this particular side would have no idea which sketch the pickup would play. Practically, this meant that two sections were recorded in the studio, each of a maximum eight minutes length. This was one case where the cutting engineer—in this case George Peckham—was consulted

before the recording!

The first section was transferred at the coarsest pitch available (in this instance 75 grooves to the inch). The groove was cut with a very shallow depth, so that the ratio between groove and land was about 20:80, rather than the more usual 60:40. When this cut was finished, the cutting head was returned to the beginning of the blank, the stylus dropped onto the land between the first cut, and the second section of the record transferred to the disc, with the second groove running concentrically with the first. The main difficulty was in overcoming the mechanism of the vari-pitch system, which tended to try to open and close the pitch, as we've seen in previous paragraphs. Thus, the second groove would start moving into the first, with the engineer frantically adjusting the pitch manually to keep the two grooves away from each other.

The cut took quite a few hours, and a lot of wasted lacquers to achieve. The final result, however, was very unusual, if not unique; the technique was used some years ago in America. It was used, in this case, to make a record of a horse race. A fixed-pitch machine was obviously used, at 78 rpm, and several commentaries were cut concentrically. Each one ended with a different horse winning, and bets were made on the outcome of the race.

The final process in cutting is inspecting the lacquer and packaging. The engineer looks at as much of the groove as is possible, through a microscope, to check that there are no overcuts etc, and to check the quality of the stylus. If all is well the matrix, or catalogue number of the record, is marked on the edge of the lacquer, and the lacquer placed in a box ready for shipment to the factory.

In this article I have only been able to touch the surface of this subject. Every tape that a mastering engineer receives is different and unique in its own right, and an engineer has to learn different techniques every day to cope with the various problems with which he is presented. It is, of course, impossible to lay down any hard and fast rules for cutting—the basic operation of the machinery is easily learnt; but to learn the ways in which to use the gear to good advantage can only come from practice.

Photo 5: Signal highly limited

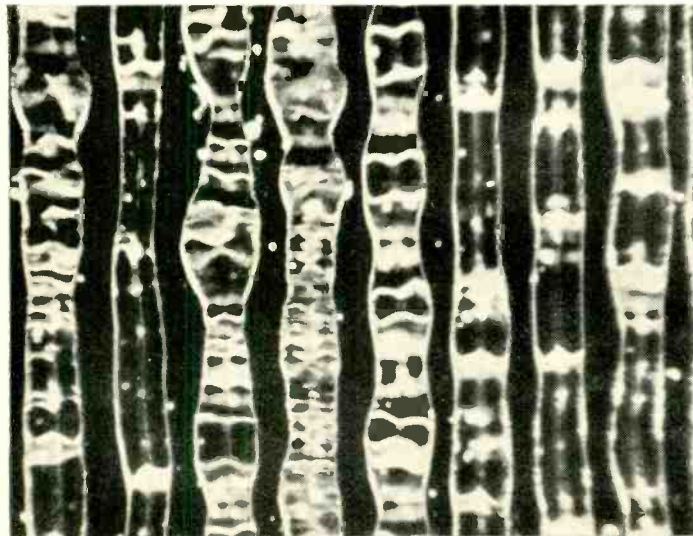
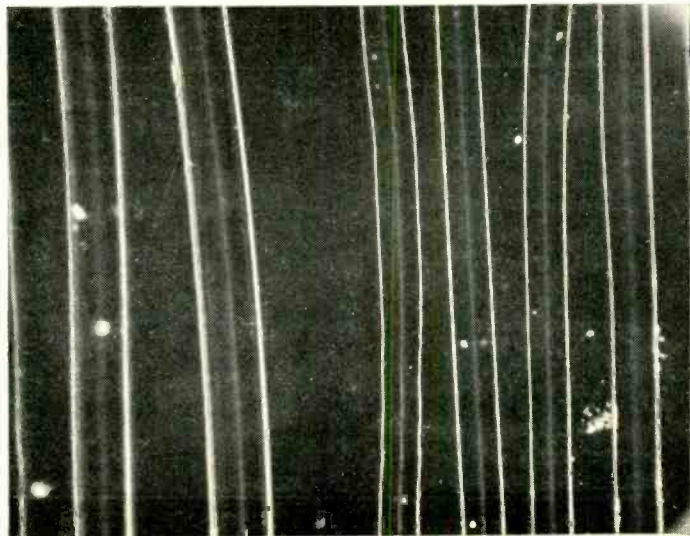


Photo 6: Varigroove operation





SALES and SERVICE

Telephone: Cardington 404
Specialists in Service and Repair of T.R.D. recorders.
All parts, motors, etc. available. Collection and delivery:— London and Home Counties.

GRAND A.P.R.S. SALE

6 **TANNOY** 15" monitor golds as new.

AKG C60 mikes complete with power supply and leads.

AKG C29 extension tubes for C28's. Giveaway price!

EMI BTR 2 working mono.

LEEVERS-RICH graphic equaliser as new.

EMI TR90 rebuilds new stereo B & A heads and Richardson electronics. Resprayed etc at £375 each.


AMPEX AG440B 4-track.

Ditto with 2-track head block.

SCULLY 8-track with sync master.

AMPEX MMI100 8-track almost new. Several Ampex monos and stereos of various types.

ALLEN & HEATH 16-8-16 desk ditto 14-8 desk.

M.S.S. mono disc cutter. Hot-stylus amps etc. 

Several **RICHARDSON** 40 watt valve amps brand new.

LOADS MORE!
WRITE OR PHONE
FOR COMPLETE LIST

**DOG HOUSE
COPEL, BEDFORDSHIRE**

Telephone: Cardington 404

Penny & Giles Conductive Plastics Faders ... 1975 Design Council Award winner


The smoothest fader in the business, already chosen by the world's top studios – now endorsed by the UK Design Council.

The infinitely smooth, noiseless, fade achieved by the conductive plastics tracks, the unique Penny & Giles wiper arrangement and the touch-sensitive, positive, linear action impressed the judges.

So too did the designed-in reliability factor ensuring the faders keep right on specification for years and years without any routine maintenance problems.

And, of course, there is a range of Penny & Giles faders to suit all attenuation laws in mono, stereo and quadrophonic format.

Write, telex or phone for details to



Penny & Giles Conductive Plastics Limited
Blackwood Gwent South Wales United Kingdom
Telephone Blackwood 3771 Telex 49135

Disc recording involves a close interrelation between cutting and playback for optimisation, by which their distortions can be reduced to very small values. It is not possible to consider sections in isolation; all parts in the chain are important, from lathe to pickup system. Theoretical aspects are discussed, particularly those distortions inherent in the medium which can be rationalised geometrically.

Disc cutting in theory

HUGH FINNIMORE*

FOR PRACTICAL CONVENIENCE a recording characteristic is applied to the normal flat audio signals from the master tape before processing the program on to disc. The recording characteristic assists in (a) economy of disc surface, and (b) low background noise (surface noise) on replay.

Together with the power limitations of a practical cutter head, conditions dictate that an approximation to constant amplitude recording characteristic is desirable. If a flat recording characteristic were applied, the result on disc would, in effect, be a constant velocity modulated groove, since velocity is proportional to applied voltage at the cutter head. However, this approach would yield very large amplitudes for low frequencies and extremely small amplitudes for high frequencies, which might then sink below the inherent noise levels: it can be estimated that disc surface roughness exists at an amplitude in the region of 10^{-5} mm (10^{-2} μ m) peak-to-peak from photographs, which is confirmed by actual noise level tests.

On the old 78 rpm discs, the standard recording characteristic used was a first approximation to a 4 dB per octave boost towards the hf end of the spectrum. As a result of considerable American research in the early 1940s, the RIAA Characteristic of fig. 1 was introduced with the launching of the new 33 $\frac{1}{3}$ rpm microgroove discs. This and other general recommendations have since been adopted as international standards, relevant details being fully incorporated in British Standard Specifications BS No. 1928 (1961) and all later BSS. (BS 1928 (1961) is possibly one of the most concise and complete short documents on the subject.) This recording characteristic (fine groove in BS) was devised to fit the new system principally because of American spectra analysis findings prior to 1940, covering all typical program material.

Fig. 2 is a representation of the Standard Spectra Curve 'A' which fits the original RIAA conditions applied to a 30 minute program on one side of a 33 $\frac{1}{3}$ rpm disc; constant program level is assumed, together with the use of a 25 micron (25×10^3 μ m (micron) = 1 in) tip radius stylus for replay. It is convenient to represent such spectra as volts versus frequency, since this is one step nearer to the more useful result of plotting recording velocity versus frequency—transformation to actual recording velocity from voltage involves applying the recording characteristic to the original curve.

Original research was very carefully performed on the basis of measuring the true acoustic pressure levels that would be experienced by a real audience when listening to a real live performance, such as will be simulated when using distant microphone placing technique. However, with modern close microphone techniques the Standard Spectra Curve 'A' will not necessarily apply. This subject is discussed later.

Fig. 3 shows the Standard Spectra Curve 'B' which is curve 'A' with the recording characteristic applied. The BS Recording Characteristic is also shown as a reference. Thus, if the Standard Spectra Curve 'A' applies to the program in question, maximum cutting velocities are likely to occur in the region of 2 kHz.

The Mechanical System

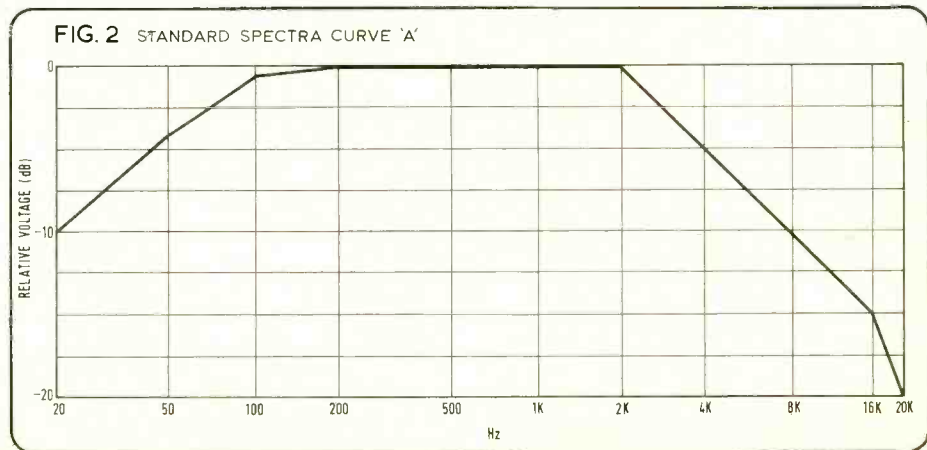
Practical disc cutting requires a cutting chisel preferably made of sapphire or artificial sapphire (certain other similar gem stones such as ruby are acceptable. Diamond has not been used until very recently for a number of reasons but principally because of the cost.) A suitable shape for a sapphire cutting chisel is shown in fig. 4, which applies for both mono and stereo.

The chisel is vibrated by a magnetic drive motor system (somewhat similar to a centre zero voltmeter movement). In mono, the stylus is vibrated laterally about a near-horizontal axis lying tangential to the groove at a height about 1 cm above the point of the chisel, and research indicates that the chisel should cut the disc at a trailing angle of about 88°. A trailing angle of less than 90° is essential to exclude the possibility of the chisel digging into the disc surface. Simple mono systems are shown in figs. 5 and 6.

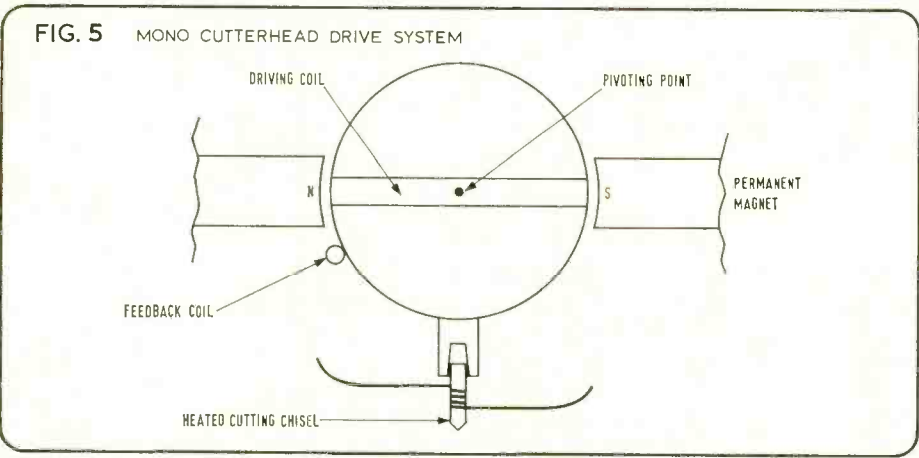
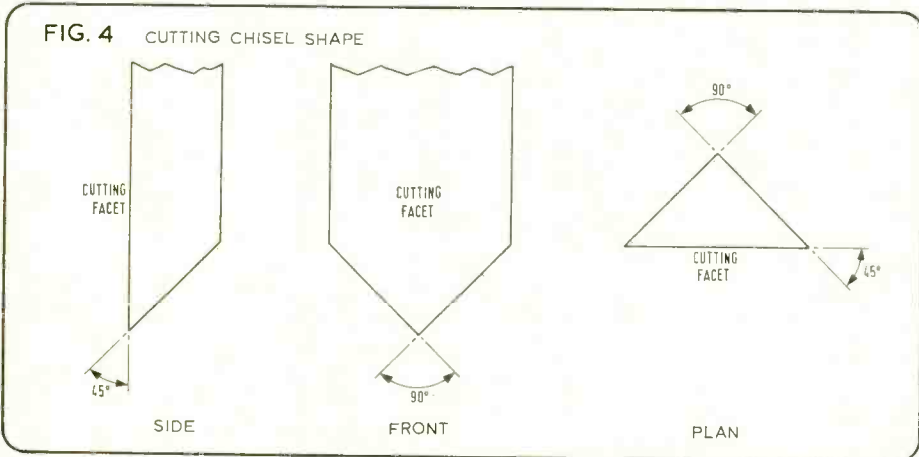
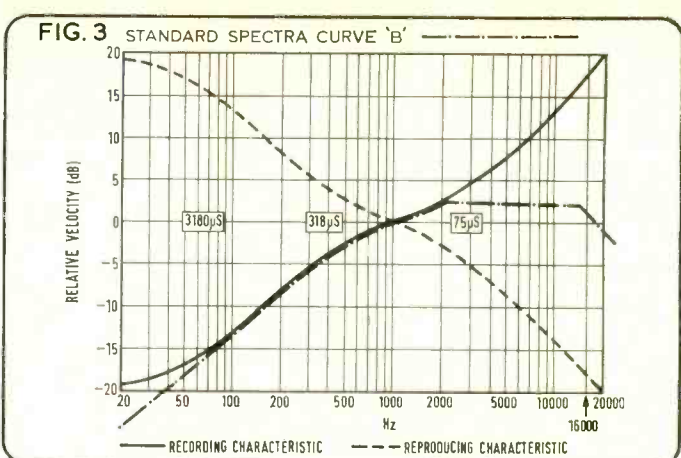
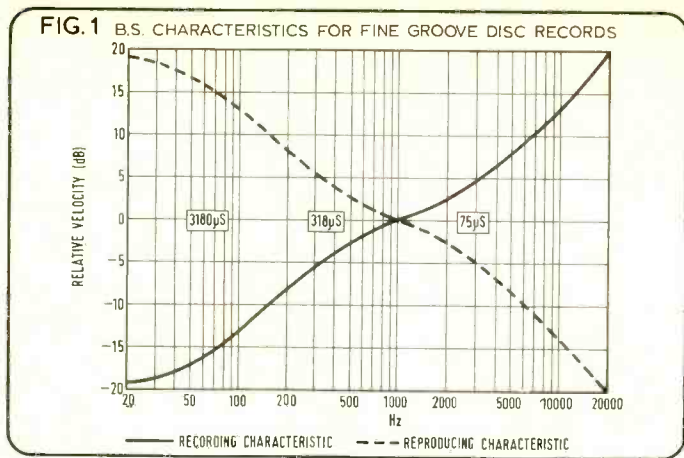
For stereo, the stylus requires a double actuating drive motor system giving 45° motion in a near-vertical lateral plane, as shown in fig. 7. As can be seen in this simplified drawing, a stereo cutterhead is exceedingly complicated and difficult to make. For stereo, research indicates that the chisel must cut the disc at a trailing angle of about 75° as shown in fig. 8.

The reasons for the different trailing angles for mono and stereo are discussed fully later, as are the subsequent problems of pickup optimisation.

For replay, a conical stylus having a tip radius of 25 μ m was the standard type assumed to be available and used under the original



*Northampton Sound Recorders, England



RIAA format conditions, as in fig. 9. Various smaller radii conical styli have developed and since been available, down to a radius of about 17 μm. However, while it is possible to make a conical stylus with a smaller radius than this, it becomes more practical to use an elliptical section. Elliptical styli are now generally available with an effective tip radius down to 8 μm, with the major radius kept at around 17 μm. This shape is somewhat difficult to show without a large number of sectional drawings; however, the lateral section is drawn in fig. 10 to show the effective tip radius and major

radius combination. The purpose of an elliptical shape is to achieve a very small tip radius while retaining as much possible material in the stylus tip area to provide strength to withstand normal usage. Initial research indicates that for stereo the minimum trailing angle of the replay stylus arm should be about 15° as shown in fig. 11. For mono, the trailing angle can be zero. These angles are determined by the physical design of a practical magnetic type stereo transducer in the pick up unit. For best results, the stylus arm should be kept as straight as possible,

since it is then possible to make a stylus arm much lighter in weight with adequate strength.

Peak Recording Levels

There are three principal limitations on recording levels in disc recording: those of amplitude, velocity and curvature.

It could be argued that there is no absolute limit to amplitude, since any automatic or manual adjustment of groove spacing during cutting procedure could overcome this problem. However, norms of cutterhead design make it inadvisable to allow amplitude to exceed around 75 μm.

In practice, amplitude limit, assuming constant program level, is defined purely by the program running time, provided the recommended absolute limit is not infringed. Since the recommended groove width measured at top of groove is not less than 50 μm for 33 1/3 rpm conditions (and 120 μm for 45 rpm short play), typical 25 minutes program time implies 250 lines per inch, or 100 lines per cm groove spacing on the disc surface. Assuming constant spacing, this produces a distance of 100 μm between groove line centres. If the groove width is 50 μm, the remaining space between grooves is 50 μm. Hence, the maximum amplitude possible without cutting into an adjacent groove becomes 25 μm.

The amplitude limit characteristics are given by the following equation, which is derived later:

$$V = 2\pi af$$

In real terms

$$V = 2\pi \times 10^{-4} af$$

Where V = peak lateral cutting velocity in cm/s.
a = amplitude in μm.
f = frequency in Hz.

The absolute limit of amplitude has been shown as 75 μm.
With a = 75 μm
f = 100 Hz.

$$\text{Hence } V (\text{limit}) = 2 \times 10^{-4} af$$

$$= 2 \times 10^{-4} \times 75 \times 100$$

$$= 4.7 \text{ cm/s.}$$

Similarly, with a frequency of 1 kHz, the absolute velocity limit becomes 47 cm/s.

To plot the guide limit for a 25 minute program, put a = 25 μm and f = 100 Hz

$$\text{Hence } V(25) = 2 \times 10^{-4} \times 25 \times 100$$

$$= 1.57 \text{ cm/s.}$$

At 1 kHz, the corresponding value is 15.7 cm/s.

DISC CUTTING THEORY

There is a very precisely defined velocity limit caused by the shape of the disc cutting chisel. As shown in fig. 4, the chisel cutting facet has edges exhibiting 45° acute angles. Hence, there is a practical limit to the lateral crossing angle the chisel can achieve without the back hitting the cut groove wall, as in fig. 12.

In mono, the crossing angles occur in the lateral mode only, and the velocity limit occurs at a lateral crossing angle of 45°. In stereo, the maximum crossing angle limit is also 45° in the lateral mode as for mono, but crossing angles can now occur in other planes between the horizontal and 45° inclinations on either side at smaller values for the same peak values of lateral velocity when signals differ instantaneously.

Due to the diminishing groove radius, the conditions producing 45° crossing angles in lateral mode will alter gradually from start of program to end of program. A 45° crossing angle occurs in mono when the lateral recording velocity V_R reaches the linear speed of the groove V_G .

Hence at start of mono program on a 33½ rpm lp disc, where the radius of groove from centre of disc is 14.5 cm

$$\begin{aligned} V_R &= V_G \text{ cm/s.} \\ &= 2\pi r f \\ &= 2\pi \times 14.5 \times \frac{33\frac{1}{2}}{60} \\ &= 50 \text{ cm/s peak.} \end{aligned}$$

As discussed, the maximum crossing angle in stereo is the same as in mono (for the same peak velocity). Hence stereo $V_R = 50$ cm/s peak. At the end of program in mono and stereo, by the same calculation, $V_R = 20.6$ cm/s peak. Velocity limits for 45 rpm discs work out as 39.4 cm/s and 23.5 cm/s for start and end of side respectively.

It should be noted that these calculated velocity limits cannot be exceeded, being defined geometrically rather than in a relatively arbitrary practical way as for amplitude.

It is helpful to limit mono cutting velocities to 90% (or less) of the permitted maximum velocity; that is, a margin of 1 dB minimum should be allowed. In practice this is only a significant factor on 45 rpm discs. Stereo cutting velocities should be kept well below velocity limit, for reasons which are discussed later

under the heading 'Tracing Problems'.

The curvature limit is the limit most likely to cause confusion unless the principles are fully understood. It is useful to derive the formula for maximum curvature of a groove from first principles.

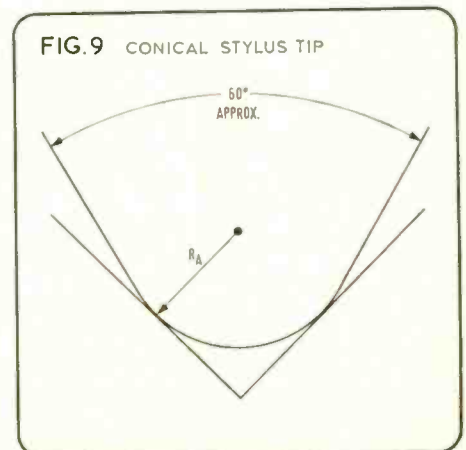
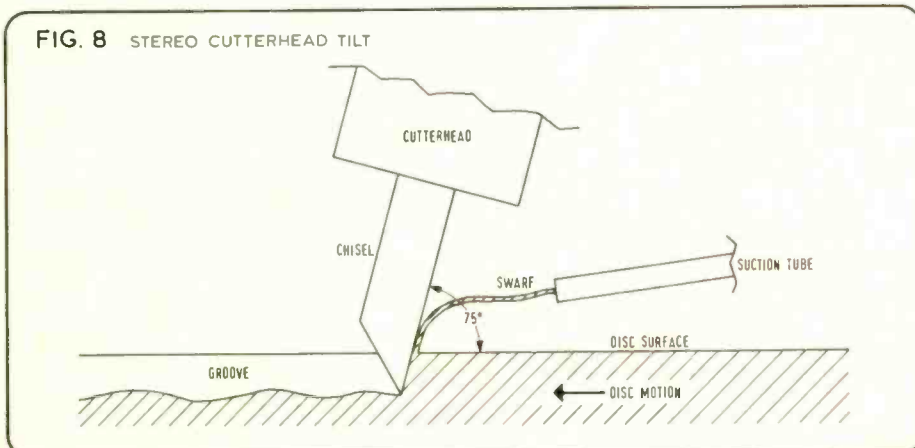
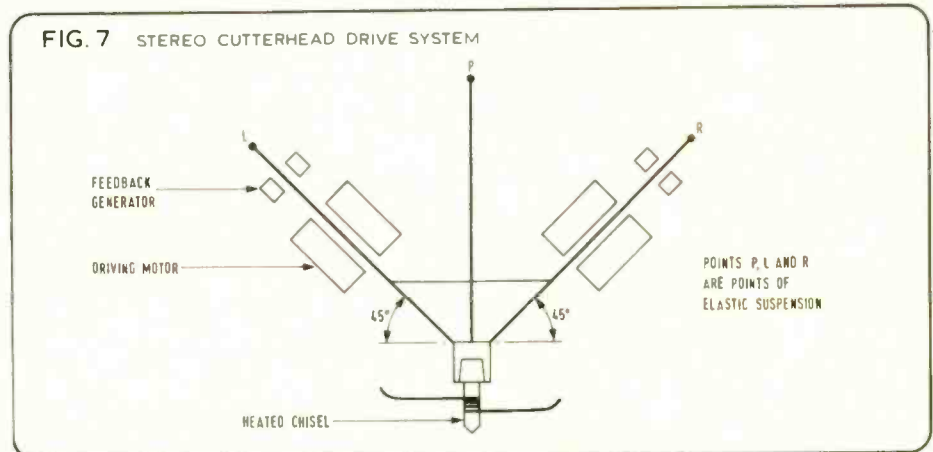
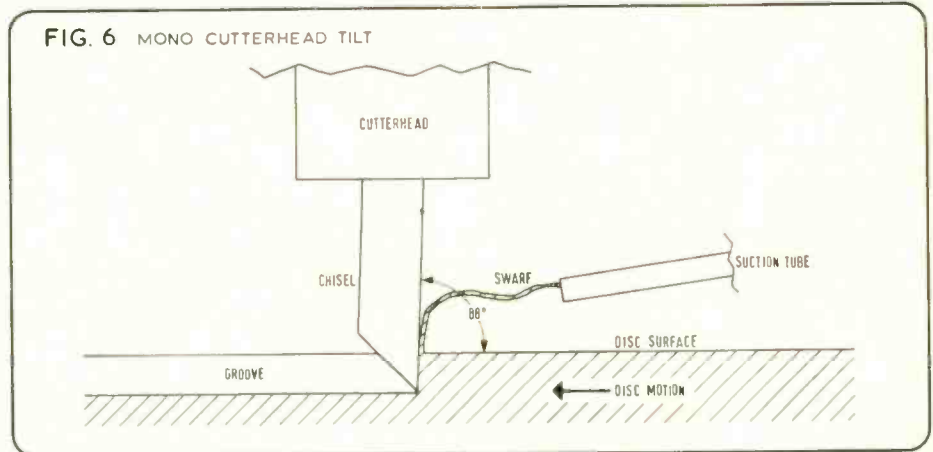
An unmodulated groove is assumed to be a straight line in the immediate vicinity of cutting chisel or replay stylus, since the radius of curvature due to its helical form on a disc surface is relatively very large in comparison to the radius of a stylus tip.

In fig. 14, if a point P is moving with constant

velocity V_1 in a circle of radius r and the system is also moving with a velocity V_2 in direction D , then this point P will trace out a sine wave.

The motion of point P about the line CD is as follows:

$$\begin{aligned} \text{Displacement } y &= SP \\ &= r \sin \alpha \\ &= r \sin \omega t \text{ cm (where } \omega \text{ is} \\ &\text{angular velocity (radians/s)} \\ &\text{and } t \text{ is time (s)).} \\ &= r \sin 2\pi f t \text{ (where } f \text{ = revolutions} \\ &\text{per sec, or frequency} \\ &\text{in Hz).} \end{aligned}$$



Peak displacement occurs when $\sin \omega t = \frac{SP}{CP} = 1$

Hence, peak displacement = r

Velocity (lateral velocity of P about line CD)

$$V_L = \frac{dy}{dt}$$

$$= r \omega \cos \omega t$$

$$= 2\pi r f \cos \omega t$$

Peak velocity occurs when $\cos \omega t = 1$

Hence, peak velocity = $2\pi r f$

$$= V_1$$

Acceleration (lateral acceleration of point P about line CD)

$$a = \frac{d^2 y}{dt^2}$$

$$= -r \omega^2 \sin \omega t$$

$$= -r(2\pi f)^2 \sin \omega t$$

Peak acceleration occurs when $\sin \omega t = 1$.

Thus peak acceleration $a_p = -4\pi^2 f^2 r$

(The minus sign can be ignored in later calculations since its meaning simply indicates direction in which acceleration takes place.)

In the special case where $V_2 = V_1$ the maximum curvature of the sine wave is physically r by inspection and from the equations above we have maximum curvature = $\frac{r}{V_1^2}$

$$= \frac{r}{a_p}$$

However, if the writing speed V_2 is varied, it is obvious that the physical curvature of the sine wave will change in accordance with this equation.

Hence the general formula for curvature of a sine wave becomes

$$\text{Curvature} = \frac{(\text{writing speed})^2}{\text{acceleration}}$$

Hence, the formula for maximum lateral curvature R of a groove becomes

$$R = \frac{V^2}{a}$$

Where V = linear speed of groove in cm/s.

a = peak lateral acceleration of groove in cm/s.

By inserting the value of $a = 4\pi^2 f^2 r$ in the above

$$R = \frac{V^2}{4\pi^2 f^2 r}$$

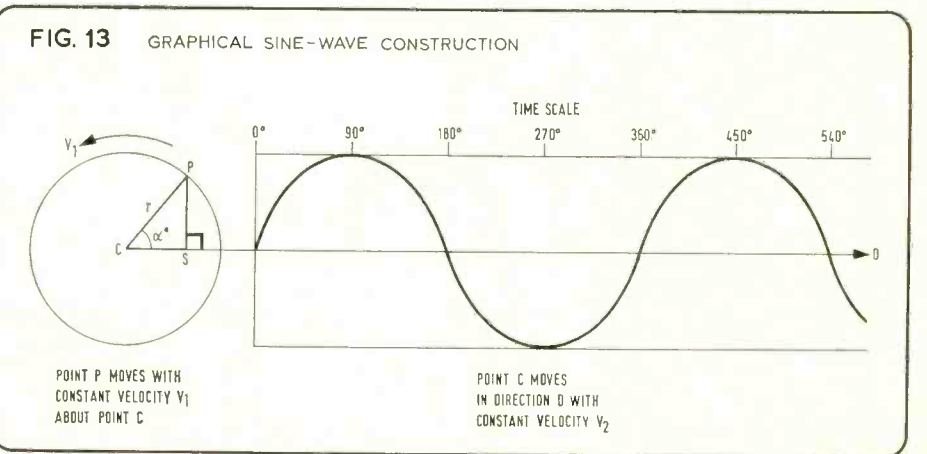
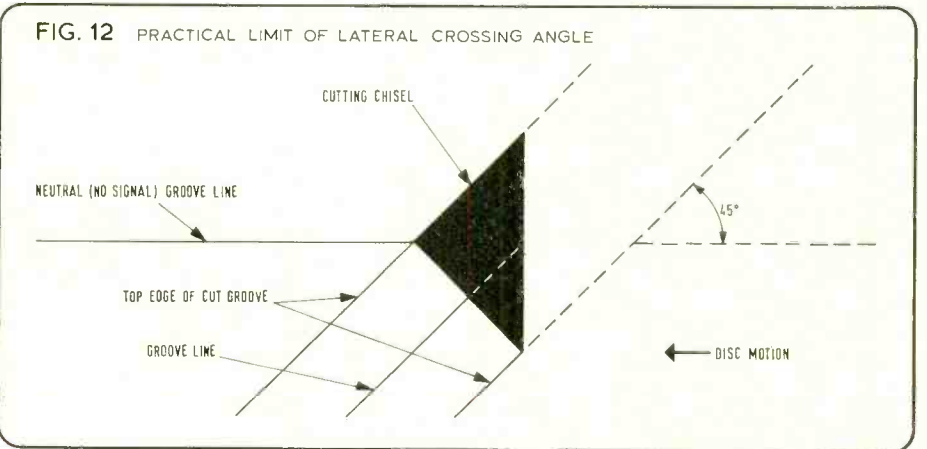
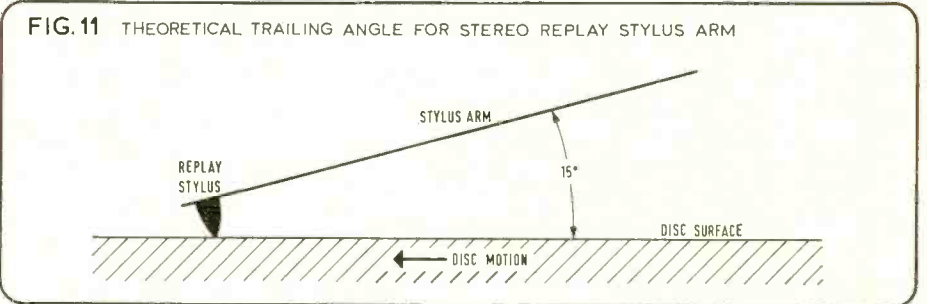
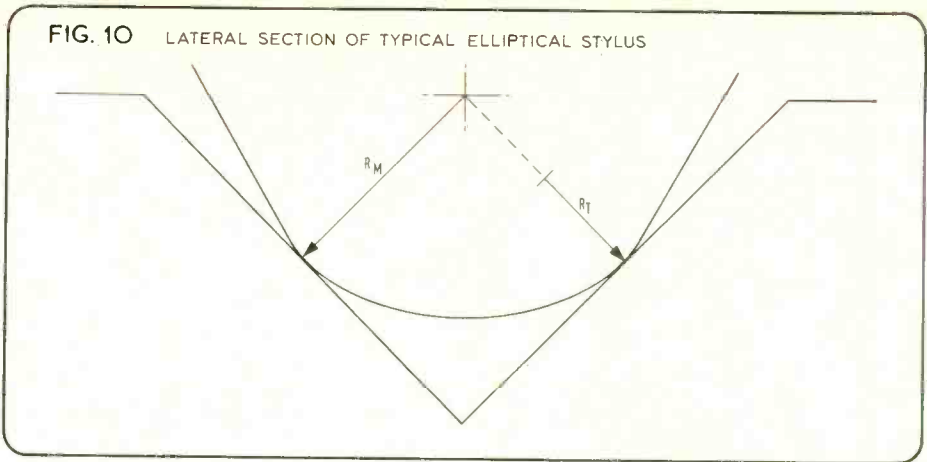
from which

$$f = \frac{V}{2\pi \sqrt{Rr}}$$

Before proceeding to solve this, it should be noted that the curvature seen by a stylus is not the lateral curvature but the 45° inclined curvature, as in fig. 14. Hence to correct for this it is necessary to substitute the apparent tip radii for R when solving to find f , because R is the lateral groove curvature at the curvature limit. See fig. 15, where NM is the apparent tip radius since it lies in the plane of stylus/groove contact, and hence $NM = LM \cos 45^\circ$.

For the purposes of this investigation only three tip radii need be considered, as follows: elliptical tip stylus having a side radius of $7.5 \mu\text{m}$; general purpose conical tip stylus having a radius $15 \mu\text{m}$; and original RIAA specification conical tip stylus with radius

68



DISC CUTTING THEORY

25 μm . By substituting the apparent radius for these styli we find that, for amplitude (r in this case) of 25 μm , corresponding frequency limits are 11, 7.8 and 6 kHz respectively, at the start of the side. Obviously, the lower the amplitude r, the higher the limiting frequency. Thus, maximum program frequency defines a maximum value for r.

At the end of the disc, the corresponding frequencies become 4.5, 3.2 and 2.5 kHz. It can also be seen that if the frequency is doubled the velocity is halved in order to retain the same curvature.

Plotting of a curvature limit line is therefore quite easy once the point for a required line is established by solving the respective value of f and marking this off on the particular amplitude limit line $r = 25 \mu\text{m}$. By the same processes the curvature limit lines can be constructed for 45 rpm conditions.

Short cuts can be used since it is usually only necessary to calculate start and end of disc condition for one tip radius.

For 45 rpm, elliptical stylus:
 $V(\text{start}) = 39.4 \text{ cm/s}$
 $V(\text{end}) = 23.5 \text{ cm/s}$

$$f(45) = \frac{39.4}{2\pi \sqrt{.0025 \times .7 \times .0003}} = 8.7 \text{ kHz}$$

$$f(45) = \frac{39.4}{23.5} \times 8650 \text{ Hz} = 5.2 \text{ kHz}$$

The other limits for the larger tip radii will differ in the same ratios as for 33 $\frac{1}{3}$ rpm.

In passing, it is interesting to calculate the lateral accelerations on the 33 $\frac{1}{3}$ rpm curvature limit lines.

Start of disc conditions for elliptical stylus:
 $a = 4\pi^2 \times .0025 \times 11\,000^2 \text{ cm/s}^2$
 $= 12\,000\,000 \text{ cm/s}^2$
 $= 12\,250 \text{ approx.}$

where $g = 981 \text{ cm/s}^2$, the acceleration due to gravity.

Similarly, for the others we find 6125g and 3660g respectively. End of disc conditions for the three styli again yield 2050g, 1150g and 630g respectively.

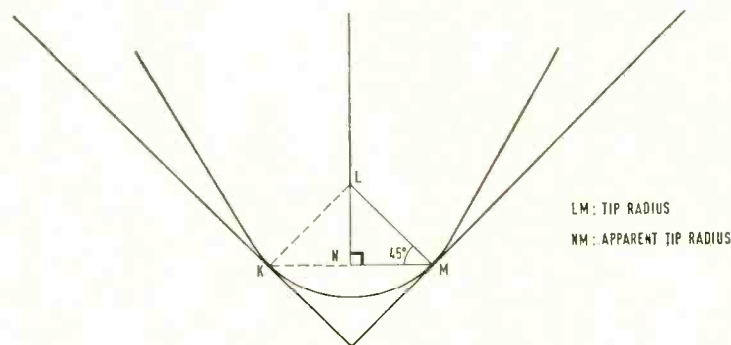
In practical disc cutting there is an arbitrary limit to the lateral acceleration that is reasonable to apply to a cutting chisel in the region of about 2000g, principally due to the practical limit in drive power due to cooling needs. The final disc recording velocity limit graphs for 33 $\frac{1}{3}$ rpm and 45 rpm are shown in fig. 15 and fig. 16. In these graphs, the SSA Curve 'B' has been overlaid to show the typical maximum recording velocities which would occur on disc for programs of various different running times. (Note that SSA Curve 'B' is Curve 'A' corrected for recording characteristic.) In practice there will be some deviation from the expected shape of the SSA curves in any particular program depending purely on program content: for instance, a solo bassoon would exhibit very little sound energy above about 2 kHz, while a flute solo would have

little below 200 Hz. The SSA curves are fundamentally only a guide to the expected peak levels for any frequency on a relative basis in a given acoustic environment.

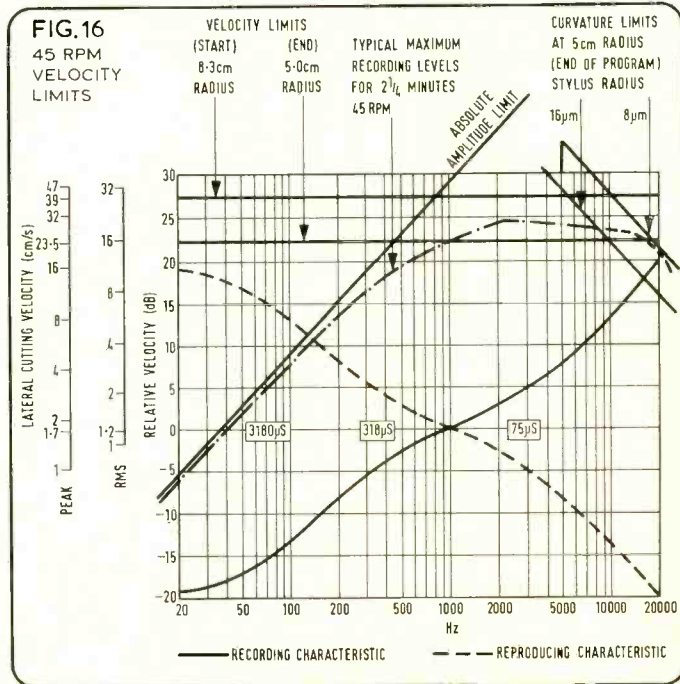
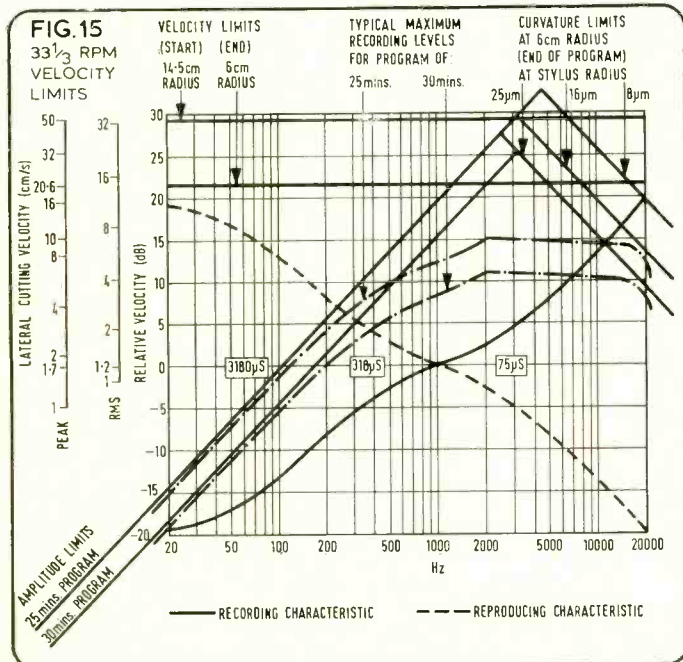
It is the sound balancer who defines ppm readings (volts) and he is free to adjust the volume and tone controls etc as he thinks fit; that is, he can alter the apparent acoustic environment and hence the energy spectra at will. This environment existing in a program is rapidly changed when any device such as a compressor (or limiter) acts; incorrect use of compression facilities or poor compression electronics can cause quite excessive hf peaks of short duration which may escape notice on listening to the master tape. However, even allowing for moderate electronic compression of program material, the SSA Curve 'A' is still a very accurate guide to the maximum relative hf content that will actually occur in relation to peak program level, for all types of musical program properly recorded. Hf problems may arise with vocal performance, especially where close microphone technique is used and a singer

70 ▶

FIG. 14 APPARENT TIP RADIUS OF CONICAL STYLUS



LM: TIP RADIUS
 NM: APPARENT TIP RADIUS



How to keep the musical excellence you've already paid for:

Your tape system

The tape equipment of your system is your musical memory bank. It is the one area where only the best makes sense. Choose carefully, select a recording instrument that neither adds nor detracts from the sound you put into it. Few machines really meet this requirement. The Revox A77 does – and by a safe margin.

Your tape recorder and your money

A truly professional quality tape unit is your wisest audio investment. It will last for years and years.

Witness the number of Revox machines built more than 20 years ago that are still in service! It's hardly surprising then, that Revox recorders command very high prices second or third hand – if you can find them available!

Revox owners seldom change – other than to a later model Revox.

It's also interesting to note that our warranty records show that on average our users have bought 2 or 3 other makes before choosing Revox. Then we read the lament "I only wish I'd bought a Revox sooner."

When you play it later, will it still sound the same?

At first sight this could seem an unnecessary question. It's not though. In the course of time a high fidelity enthusiast upgrades one or more units in his system.

With time, rising affluence plus advancing technical innovation in all aspects of audio, will bring better reproduction within the scope of all.

The recordings that you make now could, therefore, sound even better in the future – when, as finances permit, you add a better amplifier or loudspeaker to your equipment.

Conversely, a poor recording made now will sound really inferior when exposed to more exacting playback.

With the Revox A77 you will retain the excellence of every recording to enjoy now – and perhaps appreciate even more in the future.

So visit your nearest Revox Dealer for full information and a demonstration.

Record it on a Revox A77

REVOX



Revox C. E. Hammond & Co Ltd; Lamb House Church Street London W4 2PB,
Revox Corporation, 155 Michael Drive Syosset N.Y. 11791 U.S.A.
Revox Corporation 3637 Cahuenga Boulevard West, Hollywood California 90068.
Revox International: Regensdorf 8105 ZH, Althardstrasse 146 Switzerland.

© Admark International
The illustration contains optional extras.

BHE

DISC CUTTING THEORY

exhibits excessive sibilance. Whistling and some other vocal sounds will also tend to produce excessive hf content with close microphone techniques.

Tracking

The term 'tracking' covers the subject of the geometric alignment of a pick up unit in the horizontal plane only. The optimum setting of a pick up unit in a conventional pick up arm (see fig. 17) will produce tracking angle errors for 33½ rpm no worse than those shown in fig. 18. Distortion produced by small angles of geometric tracking error is virtually pure second harmonic.

For small angles of tracking error (up to 2°) the following formula for geometric distortion η due to β degrees tracking error will apply, where a is amplitude and λ the wavelength (which depends in this case on frequency, groove radius and disc speed).

$$= (2\pi a \tan \beta \sin 45^\circ \cos 45^\circ \times 100) / \lambda \%$$

$$= (100\pi a \tan \beta) / \lambda \%$$

This is obtained by simple examination of the geometric construction of the distorted waveform.

The worst disc distortion for a given tracking error will take place at the slowest groove speed where the shortest wavelengths will occur for a given frequency, this being a 6 cm radius on disc for 33½ rpm. The groove speed at 6 cm radius is 20.6 cm/s. In this case, a 1k Hz peak signal will have an amplitude of 15 μ m and at

20.6
6 cm radius a wavelength of $\frac{20.6}{1000}$ cm, or
approximately 200 μ m.

Hence, distortion for a tracking error of 1° is $(100\pi a \tan 1^\circ) / \lambda \%$ or 0.41 %

To find the audio distortion we correct for the recording characteristic on replay, which provides a loss of 2.6 dB at 2 kHz (which is the second harmonic of 1 kHz); this reduces the final distortion to 0.31%. Note that from the formula and from the optimum tracking errors which should be obtained, the effective tracking error on disc should not amount to any more than the equivalent of 0.8° at 6 cm radius. Hence, typical maximum audio distortion at 1 kHz is $0.8 \times 0.31\%$, or 0.25%.

From the formula above it is obvious that distortion for lower frequencies under 1 kHz will reduce proportionally. On the other hand it is evident that distortions for higher frequencies may be somewhat greater than at 1 kHz, although in practice these are reduced.

Maximum distortion at 2 kHz where the RIAA characteristic is -4 dB is $(0.8 (-4 \text{ dB}) 100\pi a \tan 1^\circ) / \lambda \%$, or 0.27%.

Similarly at 4 kHz, with reduced amplitude in accordance with spectra analysis and RIAA at -5.3 dB, we have $(0.8 (-5.3 \text{ dB}) 100\pi a \tan 1^\circ) / \lambda \%$ or 0.23%.

At 8 kHz, a similar figure is obtained. Hence the harmonic distortion would be practically zero, although problems could arise by excitation of harmonic resonance in other parts of

the cutter system.

If the audio distortion figures are worked out for a 9 cm radius, they will be identical to the figures obtained for 6 cm radius in the typical example situation (where the tracking error is taken as +1.2° at 9 cm, and -0.8° at 6 cm). Similar calculation for start of disc at 14.5 cm radius, assuming typical tracking angle errors, will be about half the worked out values as above. Where actual tracking angle errors are different from the example figures then they should be adjusted to suit, bearing in mind that low tracking distortion is highly desirable towards end of program since all other forms of distortion tend to increase rapidly as the groove radius diminishes.

In addition to this fundamental geometric tracking angle error, there is a further geometric tracking error caused by dynamic thrust on the stylus point due to friction between stylus and groove.

The frictional force acting on the stylus point pulls the stylus point in the direction of groove motion with a force of about 25% of the playing weight. This transmitted thrust is equivalent to a force of about 0.2g applied at the pick up, which pushes the arm towards the centre of the disc (assuming a playing weight of 2 gm and the usual offset angle of pick up unit in the arm of about 24°). The effect on the stylus point is to pull it towards the disc centre relative to the pick up unit, thus causing a small offsetting angle.

If a pick up unit has a horizontal compliance $c = 30 \times 10^{-6}$ cm/dynes and the dynamic side

FIG. 17 PLAN OF CONVENTIONAL PICK-UP ARM SYSTEM

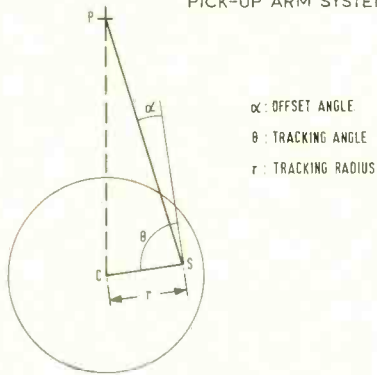


FIG. 18 TYPICAL OPTIMISED TRACKING ANGLE ERRORS FOR 33½ RPM

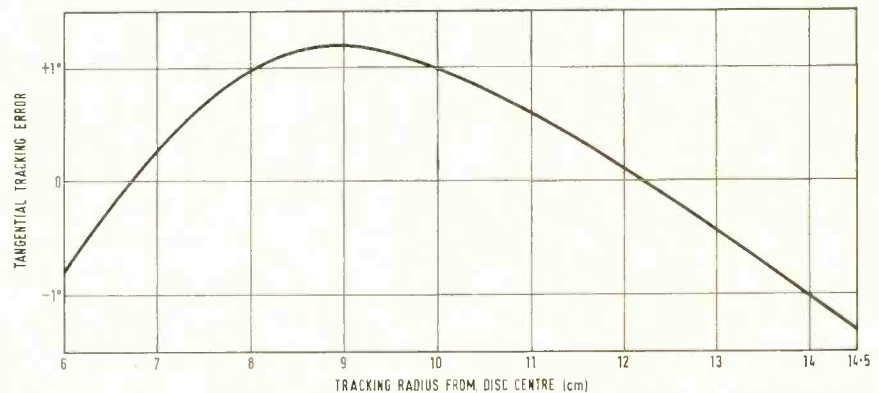


FIG. 19 CURVATURE LIMIT

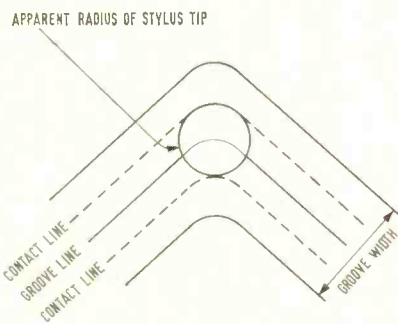
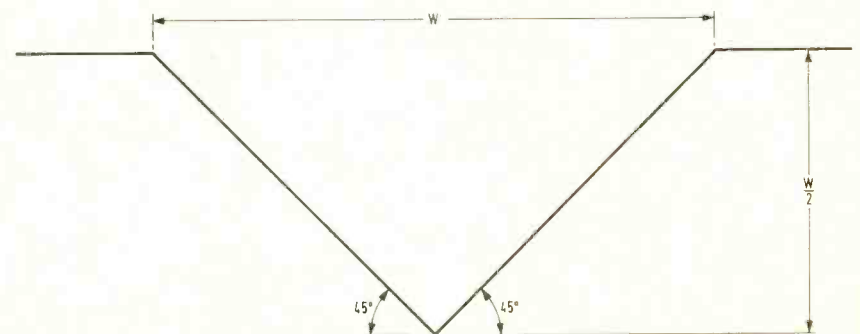


FIG. 20 LATERAL SECTION OF UNMODULATED GROOVE



thrust $p = 0.2$ gm, or 981×0.2 dynes,
 then $d = pc$
 $= 981 \times 0.2 \times 30 \times 10^{-6}$ cm
 $= 59 \mu\text{m}$.

If this deflection d causes an angular displacement

$$\sin \gamma = \frac{d}{\text{effective stylus arm length}}$$

Typical stylus arm length is approx. 0.6 cm.
 0.0059

Hence, $\sin \gamma = \frac{0.6}{0.0059}$
 $= 0.01$ approx.
 or, $\gamma = 34'$

This offset would produce fairly pure second harmonic distortion.

The peak shift at $25 \mu\text{m}$ amplitude is then $25 \tan \gamma \mu\text{m}$, or $0.25 \mu\text{m}$.

For 1 kHz at end of disc,
 0.000025
 Peak shift = $\frac{0.000025}{0.02} \times 100\%$ of λ
 $= 0.1\%$ of λ

This indicates an approximate level of audio distortion amounting to 0.3% (and correspondingly greater for higher frequencies) at end of disc conditions. The audio distortions due to dynamic thrust are inversely proportional to radius.

These dynamic thrust distortions can be reduced to near zero by the application of a balancing force called a bias correction. This force can be applied by various means. One way of applying it is by a small weight on a piece of string attached to the counterweight end of the pick up arm. The string runs over a small pulley, and the apparatus is arranged to provide an outward pressure tending to push the arm away from the disc centre with a force of about 0.2g (with adjustment for different playing weights).

The investigation of dynamic thrust demonstrates that excessively high compliance in a pick up unit is not an advantage, since the result only leads to serious complications demanding more bias correction procedures.

Obviously, a disc player turntable and pick up arm system works best when set up horizontally. The tilt required for bias, if this method were used, would amount to nearly 9° for 2g playing weight. Such a tilt would severely upset practical trackability.

Tracking distortion in respect of any given frequency and radius occurs on a linear basis, ie

the distortion is a certain percentage of the signal whatever its size, whereas virtually all other disc distortions tend to occur on a higher order basis such as the square of signal amplitude.

Tracing Distortion

In the replay system, tracing errors concern the problem of a spherical contact stylus tip exploring a V groove as cut by a flat faced chisel. The three basic problems in tracing are: incompatible replay stylus and cutting chisel shapes; pinch effect at crossover; peak shift effects due to the different modes of operation of cutting chisel and replay stylus. As already discussed the replay stylus is effectively a circle of apparent radius 0.7 of the actual lateral tip radius at the surface of contact (this applies for conical or elliptical tips—in the case of an elliptical tip each lateral end is considered separately). The cutting stylus, however, is a 90° V-shaped chisel, and a stylus of apparent radius 0.7R cannot enter a curvature greater than this value cut by a V-shaped chisel. This limit is the curvature limit, as in fig. 19. In practice, it concerns high frequencies only above about 8 kHz on $33\frac{1}{3}$ rpm discs.

If the curvature limit is exceeded in mono, then the theoretical result on replay will be symmetrical wave top clipping. The distortion produced is odd order harmonic; thus for distortion occurring on an 8 kHz fundamental the distortion product would be principally inaudible third harmonic of 24 kHz. The audio result as heard by a listener would be a slight loss of volume which is virtually unnoticeable in practice if less than 2 dB.

In stereo, if the curvature limit is exceeded in one wall (or both walls equally), the result is one-sided wave top clipping on the descent of the wall under consideration. Thus, for an 8 kHz fundamental, there will in principle be a tendency for even order harmonic distortion products to appear if the curvature limit is exceeded, with consequent distortion at 16 kHz. However, due to the near imperceptibility of this distortion product (assuming ideal conditions) subjectively a slight loss of volume only is noted of the fundamental, again only if the loss exceeds about 2 dB. (Any audible sizzling noises produced under such conditions are probably caused by imperfections in the pick up unit or its use.)

The pinch effect is a reflection of change of groove shape as modulation occurs in the groove. The lateral section of an unmodulated

groove is as shown in fig. 20. The lateral velocity limit in cutting procedure occurs with a crossing angle of 45° , see fig. 12.

At a crossing angle of 45° in a modulated groove, the cross section as seen by the replay stylus is as shown in fig. 21. In mono, this change of groove shape, or pinch, causes no theoretical or practical hindrance to an ideal replay stylus in following the centre line of the grooves, assuming the stylus point is of such small dimensions that the groove can still contain the stylus point within the walls and the velocity limit is not exceeded. In stereo, however, the pinch effect is (in the final analysis) probably the most serious distortion component. It can be deduced that the pinch effect causes 45° groove wall modulation which causes even harmonic distortion appearing at and near crossover points, in contrast with other forms of tracing distortion. With $33\frac{1}{3}$ rpm program material, it is highly unlikely that actual velocities attained would exceed about 6 dB below velocity limit, even at end of disc under typical conditions. The velocity limit therefore, is not a matter of any concern at $33\frac{1}{3}$ rpm. Many 45 rpm mono pop discs have recording velocities in excess of the velocity limit. Note that the 45 rpm short play stereo is in principle somewhat impractical, due to velocity limit restrictions if a sound level comparable with typical mono discs is required.

Assuming a 20° crossing angle in stereo, the groove shape will become as shown in fig. 22. The top of groove width reduces to $W \cos \beta$ where β is crossing angle, from which

$$\tan \alpha' = \frac{W}{2}$$

$$\frac{W}{2} = \cos 20^\circ$$

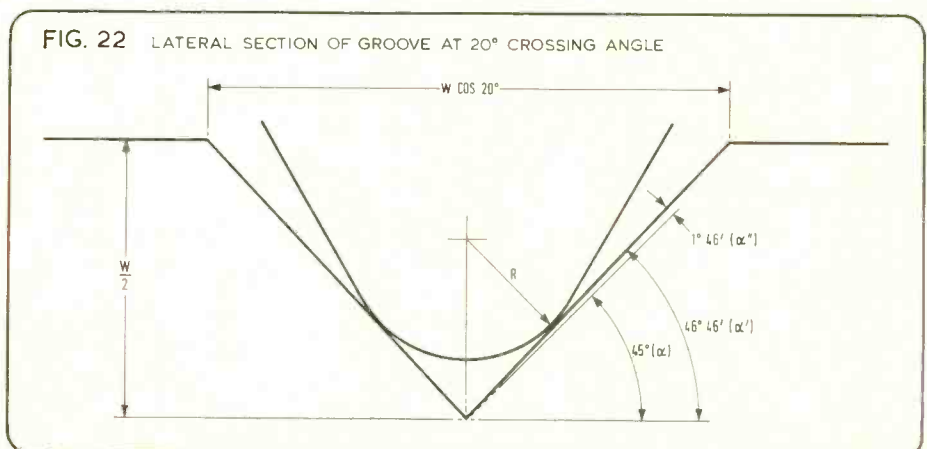
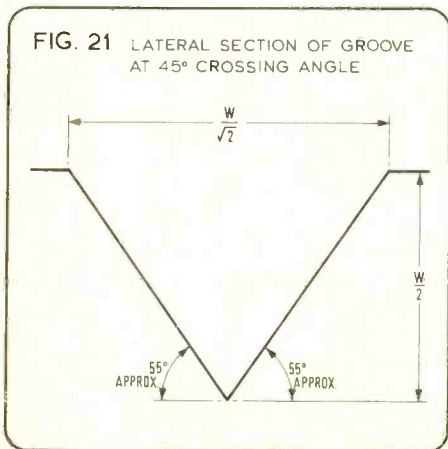
or, $\alpha' = 46^\circ 46'$

With no pinch, α is 45° so that the extra angle of lift α'' is $1^\circ 46'$.

Assuming a $150 \mu\text{m}$ stylus radius, the lifting corresponds to a stereo amplitude of $\frac{1}{2} R \tan \alpha'' \mu\text{m}$, or $0.23 \mu\text{m}$.

(The calculations for peak pinch distortion values have assumed a 20° peak crossing angle, which in practice is not likely to occur except probably on the last few grooves of a $33\frac{1}{3}$ rpm program.)

72 ►



DISC CUTTING THEORY

This figure would also apply for a typical $7.5 \mu\text{m}$ elliptical stylus since the point of contact on a groove wall is defined by the radius of the longitudinal axis (or major radius) which will be a figure around $15 \mu\text{m}$ typically. The pinch effect is relatively insignificant for all frequencies under 200 Hz due to the very low crossing angles. However the problem escalates from about 1 kHz. If η is the peak geometric distortion product,

then $\eta(f)$ is $100d/0.7a\%$, where f is frequency, d is pinch amplitude, a is peak lateral amplitude at the frequency and 0.7 is the correction factor for 45° inclined groove wall velocity.

Note that at 1 kHz a correction factor of 0.73 has to be applied in respect of the recording characteristic. From 2 kHz upwards the correction factor for recording characteristic and standard spectra analysis can be regarded as unity. Thus, η (1 kHz) is 1.8% approx.

Pinch distortion is even order harmonic distortion containing about 66% second harmonic product. For approximate calculation purposes, it is reasonable to assess it as being equivalent to 80% second harmonic at audio output, including recording characteristic correction. Hence we find values of 1%, 1.7%, 2.8% and 6% approximately at frequencies of 1, 2, 4 and 8 kHz respectively.

Pinch distortion is approximately proportional to the fourth power of groove velocity, where crossing angles exceed 15° . Hence it is obvious that if a producer requires high level at end of program on disc, it is desirable to end at a radius greater than 6 cm. At 7 cm, for example, the producer could safely use a recorded level some 4 dB higher than at 6 cm radius for a given level of permissible distortion, since the calculated increase in pinch distortion from 7 cm radius to 6 cm radius is a factor of nearly two for the same program level.

Also, pinch distortion for a fixed groove speed is proportional to a power slightly in excess of the square of the crossing angle, and is thus approximately equal to $V_R^{2.5}$, where V_R is the recording velocity. Hence, if the recording velocity is dropped 1 dB the peak possible pinch distortion will drop by about 25% at any particular radius.

In practice, the effects of pinch distortion are not as bad as the basic calculations might indicate, for a variety of reasons as follows.

- Pinch distortions are mechanically relieved in the cutting process by about 10% due to the very slight cutter lift at extremes of amplitude.
- Stereo program implies that the signals in the two channels are not similar. The dissimilarity results in reduction of lateral crossing angles below the theoretical values obtained by assuming in-phase relationships for given lateral recorded velocities in each channel (as has been assumed in the calculations above in order to find peak possible distortion products).

In stereo it can be expected that low frequencies under 400 Hz in the two channels may exist at nearly the same level, and in-phase, thus causing quite high crossing angles for the frequencies concerned. However, low frequency crossing angles at 200 Hz and below will not exceed about 5° even under end-of-disc

FIG. 23 ADVANCED PEAK EFFECT DUE TO STYLUS OPERATION

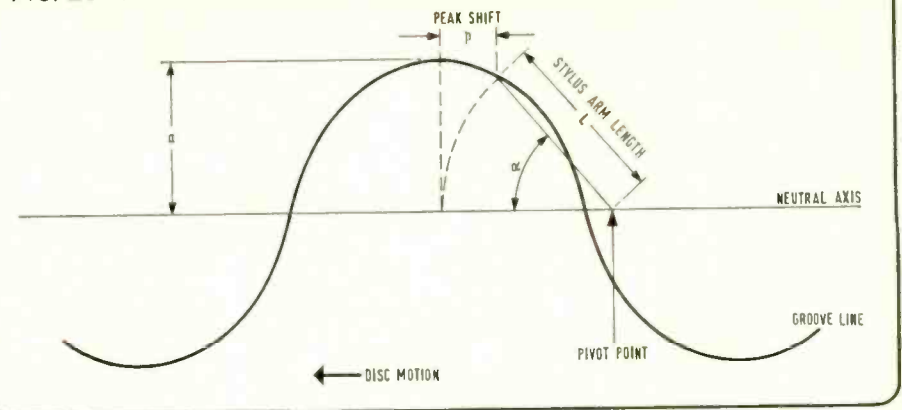


FIG. 24 DELAYED PEAK EFFECT DUE TO CUTTERHEAD TILT (PLAN)

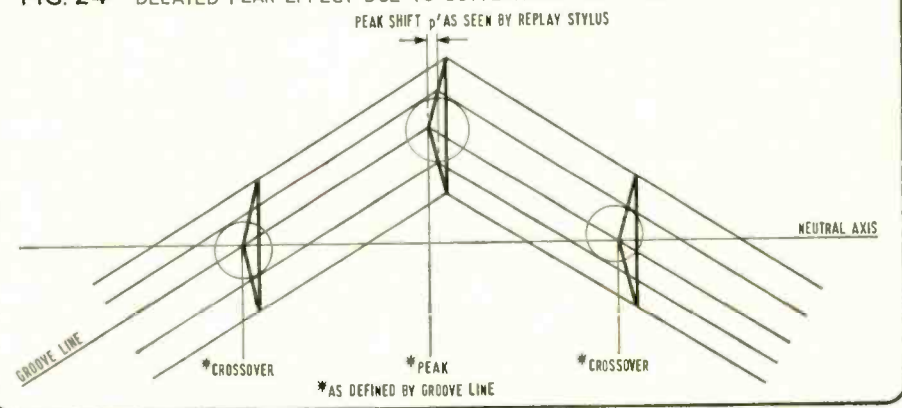
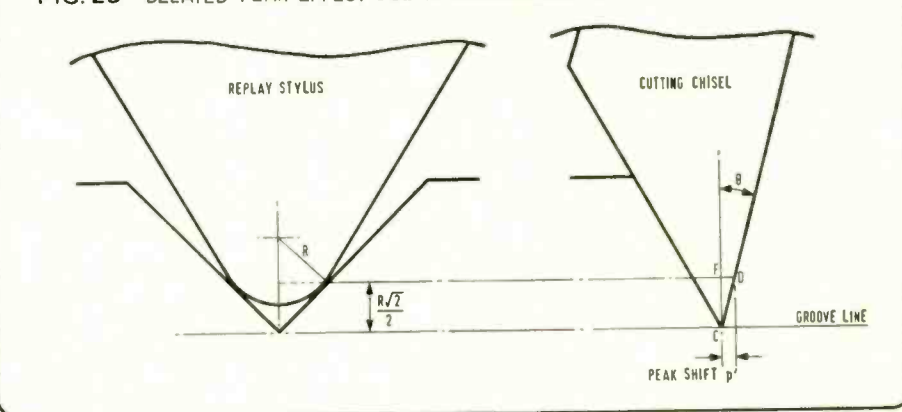


FIG. 25 DELAYED PEAK EFFECT DUE TO CUTTERHEAD TILT (ELEVATION)




conditions; hence the pinch distortions so produced would be quite insignificant at under 0.1%. Higher frequencies in stereo are less likely to appear at either the same power or in the same phase relationship, so that actual lateral crossing angles will rarely reach even 80% of the possible maximum. Hence, where a calculated peak crossing angle of 20° might appear, it is in practice unlikely for real crossing angles in excess of about 16° to occur, which indicates a typical reduction in peak distortion products by a factor approaching 0.4. Hence,

typical peak distortion products are unlikely to exceed half the above calculated figures for end-of-disc condition. If program is terminated at 7 cm radius, the typical peak distortion products are highly unlikely to exceed 25% of the above calculated figures. Alternatively, it is necessary to curtail high frequency power towards end of disc playing time in order to contain pinch distortion to a low figure.

A peak shift effect occurs in a practical replay system due to the finite and rather short

CUSTOM CONSOLES BY HELIOS



Barbarossa Studio—Munich

This compact 32 channel console for 24 track recording was designed and built to meet special operating requirements and control room space limitations. It is less than 2m long but has a sophisticated specification with parametric equalisation on all channels, comprehensive compressor/limiter/expanders, LED column main meters and yet is uncluttered and easy to operate.

Island Studios—London

This, the 5th console supplied to Island, has the now classic Helios wrap-around format affording easy access to all controls by one engineer with space for a producer to sit alongside, if required. 32 input channels are provided for 24 track recording with quad monitoring and quad mixdown. Some of the many features incorporated for Island include special equalisers, digital channel assignment display, and very comprehensive echo and foldback facilities.



The Company: is based on a team of enthusiastic engineers, many with backgrounds as balance engineers, who have a totally flexible approach and the ability to put theory into practice. Now in its sixth year of operation, Helios has an international reputation for excellence with consoles installed in Africa, Europe, the U.S.A. and the West Indies.



The Product: sound control consoles for use in recording, broadcasting, film dubbing and top PA which are exactly right for their application, have "state of the art" performance and are eminently practical to operate.



Your Choice: buy a console you don't really want, pay a premium for "bells and whistles" you'll never use, or come to Helios and tell us what you need: the best is usually the most cost effective and certainly the most satisfying.



HELIOS ELECTRONICS LTD
BROWELLS LANE, FELTHAM,
MIDDX TW13 7ER, ENGLAND
 01-890 0087/8/9

International sales and service.
Representatives in Canada,
Norway, W. Germany, U.S.A.
and South Africa

DISC CUTTING THEORY

arm of the stylus. On examination of this effect it is clear that the peak shift causes leading peaks to be seen by the replay stylus, as in fig. 23. With a lateral amplitude of 27 μm and an effective stylus arm length of 0.6 cm (6000 μm) typical value (stylus arm vertical tilt can be ignored initially, since the effect is merely shortening of actual arm length in lateral mode) In the figure, $\sin \alpha$ is a/L or .00417 approx, from which α is 14' approx. The peak shift p is as in α , or 1 μm approx, with peak shift proportional to the square of the amplitude (a^2/L) and is virtually pure second harmonic distortion.

A mono 2° (88° from horizontal) cutting chisel tilt will introduce a fixed theoretical delay as seen by the replay stylus, as in fig. 24 and fig. 25.

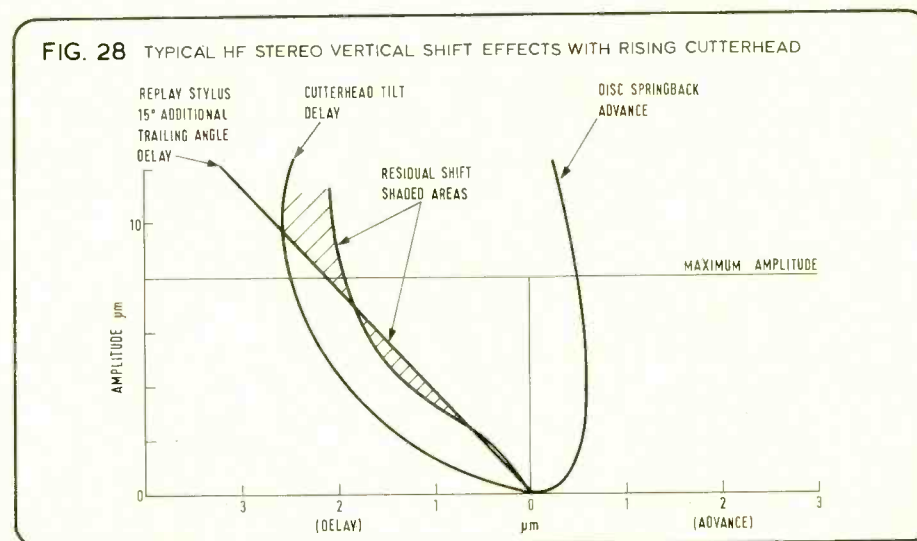
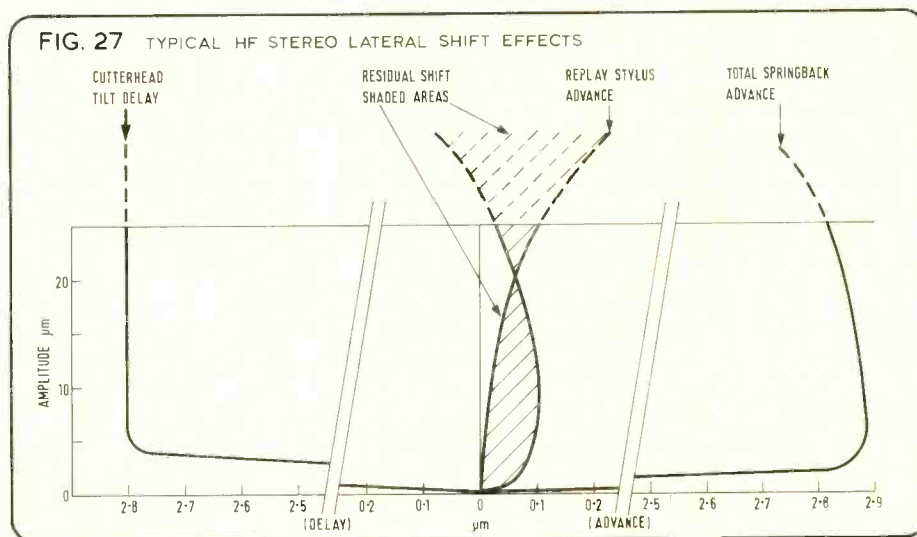
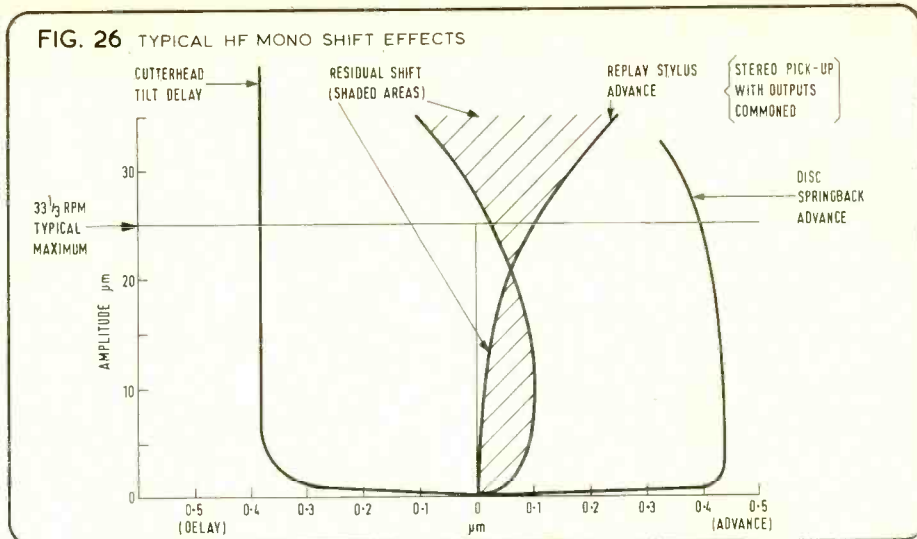
$$\begin{aligned} \text{The delay } FD &= F C \tan \theta \\ &= \frac{RV\sqrt{2}}{2} \tan 2^\circ \\ &= .37 \mu\text{m approx.} \end{aligned}$$

Hence the theoretical cutting chisel shift error in mono cutting procedure is a constant amount. However, the geometric shift, on careful examination, cannot be immediate at very small amplitudes; thus the shift effect must grow from nothing as amplitude increases (this applies in stereo as well as mono). Also, as modulation occurs, there is an appreciable amount of effective cutter head spring back as the cutting chisel sees material on the disc in front of it, which has not been compressed due to the presence of the cutting chisel in the position of no modulation (or crossover position where modulation exists). Cutterhead spring back causes signal advance, which appears at quite high level as soon as amplitude commences, in much the same manner as cutter chisel tilt causes signal delay. It appears that spring back is a complex function of velocity, greater for high frequencies than low at small amplitudes. This happens to be highly desirable in practice.

In a mono cutterhead, it is possible that the cutter chisel spring back is very small indeed, and virtually insignificant due to the very rigid mounting of the cutting chisel in the groove line axis. The effective hf shift errors in mono are approximately in accordance with fig. 26 for a typical mono system. The shaded area is the residual signal error for any amplitude concerned.

In stereo, since the replay system arm is to be tilted at about 15° as a matter of physical convenience, it is the replay configuration which dictates the required stereo cutter chisel tilt angle in the first instance of around 15°.

The motions of a stereo cutting chisel are better followed when considered in two parts, lateral and then vertical. The lateral mode is very similar to the motion of a mono cutting chisel for mono signal, ie both channels at equal level and in-phase. The differences as compared to a mono system are that the cutter head spring back effect is much greater due to the flexible mounting of the chisel in a stereo cutterhead (as compared to the relatively rigid mounting of a mono chisel). The cutterhead tilt implies a theoretical constant peak delay effect p is $F C \tan 15^\circ$ or 2.8 μm approx. Typical hf shift effects in the lateral mode are repre-



sented in fig. 27. The residual lateral shift errors are shown shaded for various amplitudes. It can be seen that these residual shift errors are

comparatively small when corrected for final audio output on replay.

It's all in the family



The new Scully 284B-8:
1-inch 8 channel master
recorder with DC Servo
and 14" reels.

The new Scully 284B:
1/4" or 1/2" recorder with
1-4 channels and 14" reels.

**The new multi-purpose
Scully 280B:**
up to 11.5" reels with AC motors
or DC Servo capstan drive.

Scully's new 280B family of innovative audio tape recorders has a list of improvements and features that won't quit. As a result, Scully can handle any recording assignment you have. Just take a look.

- Optional DC capstan servo
- Speeds to 30 in/sec.
- Transports up to 14" reels
- New direction sensing control logic
- Functionally illuminated controls
- 1/4" full-track to 1-inch 8-track recorders
- Innovative low-noise electronics
- Common components for interchangeability

- 14" reels for 30 in/sec. mix-downs
- Variable Speed accessory with L.E.D. exact speed read-out

Scully makes it easy for you, including sales and service which is available from over 200 distributors throughout the world. For all the facts, write, Telex or phone.


▶ **Scully | Metrotech**

Division of Dictaphone

475 Ellis Street
Mountain View, California 94043
(415) 968-8389 TLX 34-5524

Scully and Metrotech are trade marks of Dictaphone Corporation, Rye, New York.

AB Pearl Mikrofon- laboratorium.



DC21.
48 volt, cardioid, miniature.
Also available as omni-
directional DC20.

For further information on the complete range of Pearl microphones, contact:

Allotrope Limited

90 Wardour Street, London W1V 3LE.
Telephone: 01-437 1892. Telex: 21624.

U.K. Representatives for:

AB Pearl Mikrofonlaboratorium - Sweden, Microphones & accessories.

HES Electronics - Brussels, TSV series telephone balancing units, and studio equipment.

Inovonics Incorporated - Campbell California U.S.A., Audio electronics.

Roland Zeissler Werk Für Elektro Mechanik - Cologne, Racks and instrument housings.

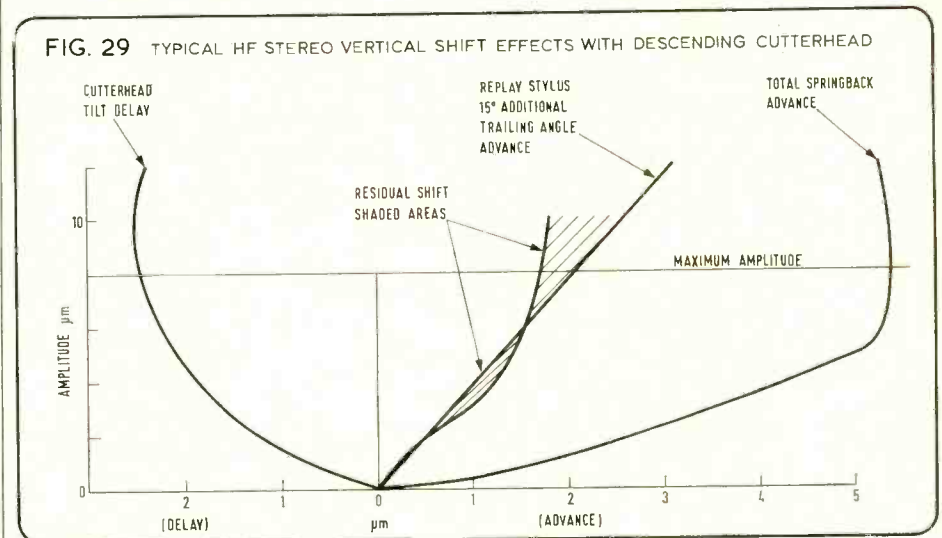
■ DISC CUTTING THEORY

The vertical mode is very much more difficult to appreciate than the lateral. Fortunately, due to the special need in cutting a stereo disc to control the resultant vertical amplitude of the replay stylus to a figure no greater than about $8 \mu\text{m}$ (in order to leave enough top of groove width to contain the replay stylus) the vertical motion problem is considerably alleviated. When the cutting chisel rises from its neutral position, this produces signal advance proportional to amplitude; likewise, when the cutting chisel descends, this produces a signal delay proportional to amplitude. On tracing the signal, the replay stylus will rise and cause a signal delay. It is evident that cutterhead component of spring back effect does not occur when the cutting chisel rises.

If the cutterhead tilt is 15° backward out of vertical, and if the replay stylus tip is tilted 15° forward out of horizontal in relation to the linear motion of the groove, then the signal advance caused by the motion of cutting chisel exactly cancels out the signal delay caused by

suitable adjustment in the trailing angle of the replay stylus arm is to increase it to about 30° . This necessary adjustment is confirmed in practice, since most manufacturers of high quality stereo pick up units now set the trail of the replay stylus arm so that in playing condition it is in this region. It can be seen from figs. 28 and 29, where the lines representing the additional 15° of trail of the replay stylus arm have been drawn, that the final residual shift errors in vertical mode are now very small, being of the same order as the lateral errors.

This revised 30° trailing angle in a replay stylus arm has very little effect on the lateral shift error at small amplitudes affecting high frequencies, and relatively insignificant effect on larger amplitudes affecting low frequencies. Overall, it can be seen from the various signal shift graphs shown here that the worst residual errors occur around amplitudes of $4 \mu\text{m}$, at a maximum dimension of about $.2 \mu\text{m}$, in vertical mode of operation; the corresponding shift errors in lateral mode are smaller. Hence, the typical worst condition is for a fundamental frequency of around 4 kHz existing at peak level and out of phase in each channel (which is hardly likely to occur in practice). Thus, a



the motion of the replay stylus for any small vertical displacement upwards from the neutral position so far as groove line tracing is concerned, except for a component of disc material spring back effect. However, while the same result is achieved from first principles for any vertical motion downwards, there is the additional effect of cutterhead component spring back. From basic geometry, vertical displacement downwards will create about twice the spring back effect in the cutting chisel than for the same amount of purely lateral amplitude. Any vertical displacement of the cutting chisel causes a variable peak delay due to the cutterhead tilt when considering that the actual points of contact of a replay stylus will not be on the groove line. The typical hf vertical shift effect due to cutterhead tilt, spring back (as it applies) and replay stylus operation are shown in figs. 28 and 29.


Summing the various shift effects in both rising and descending motion indicates that an adjustment in the replay stylus arm trailing angle could effect a very significant reduction in the residual shift errors. It appears that the

peak shift of $.2 \mu\text{m}$ corresponding to a linear distortion of about 1.6% at 4 kHz will result in an audio distortion after correction for recording characteristic of somewhat less than 1.2% at 6 cm radius.

It should be noted that the actual amount of spring back effect introduced by a stereo cutterhead is a function of its design. Hence, the actual cutterhead tilt in any particular case can be trimmed by a small amount to produce the desired effect of minimum overall distortion product, on a standard test replay chain using a compatible replay pick up unit (preferably with a 30° trail).

Claims by many disc recording companies indicate that for typical $33\frac{1}{3}$ rpm program material, the overall disc replay audio distortion can be well under 1% provided their discs are played on equipment which is strictly compatible with their test replay conditions. There is no doubt that such claims are fully justified under test conditions, and that very low audio distortion on replay of discs is attainable provided suitable replay equipment is used correctly.

NEW FROM E.S.E.



A full frequency range graphic equaliser **YOU** can afford !!

For **JUST £33.00 plus VAT**

You can tune out all unwanted noises at **seven** different frequencies!

Bring all your recordings, P.A., discos, lead guitar, bass guitar, organ, **anything** amplified to life at the touch of a slider!!

No more annoying amplifier noises — just clear, true sound!

Frequencies from 60 Hz to 10 kHz!

Cut or boost each frequency by maximum of 150 dB!

Hi and lo gain inputs.

Powered by just two PP3 batteries which last for ages.

Try it and you'll buy it—it will change your concept of sound.

Trade enquiries welcomed.

Condensed Technical Spec.

Max. output: terminated to 600Ω +10 dB > 1.6 volts peak to peak, 2.5 volts R.M.S.

Signal to noise ratio: input terminated with 47K resistor. All filters at max. better than -70 dB.

Frequency response: All filters at central better than ± 2 dB.

Filter slope: Better than ± 13 dB per octave.

Filter ranges: Max. ± 15 dB at 60, 180, 480 Hz, 1, 2.4, 5 and 10 kHz.

To: **E.S.E. Electronics, 2 Upper Fant Road, Maidstone, Kent.**

Please send me 1, 2, 3, 4, 5 of your Graphic Equalisers. I enclose cheque or postal order for £..... having added 30p for p. & p. on each item ordered and V.A.T. I understand that two batteries are included.

Name

Address

.....

Tel.

S.S.2



STREETNOISE SYNTHESISER STUDIOS

We are the experts in Synthesiser sound. When you hire one of our synthesisers, whether it is the compact ARP 2600 or a giant Moog (discussed in the May issue of *Studio Sound*) you get a reliable, regularly serviced machine, and an operator fully experienced in Control Voltage Technology, to provide that different sound for your next session.

CALL US NOW ON **01-373 3928** FOR MORE DETAILS AND RATES

DBX

Noise Reduction Systems

AMBER

Spectrum Display Devices

SCHOEPS

Studio Condensor Microphones

MASTER ROOM

Reverberation Units

and other products
for Professional Audio

Scenic Sounds Equipment

27-31 Bryanston Street, London W1H 7AB

Telephone 01 935 0141

GUESS WHO JUST IMPROVED ON BASF LH TAPE?

It's eight years ago now since BASF invented Low noise/High output (LH) tape.

And BASF LH tape quickly became the country's best-selling reel-to-reel tape. Small wonder - it was also the best tape money could buy.

But no more. Because although everyone else was delighted, BASF kept searching for something better still.

And (eight years of research later) here it is: BASF LH Super tape.

The principle is exactly the same as LH tape. Smaller particles for less noise, packed in at a greater density for higher output. So the signal-to-noise ratio is widened in both directions.

But instead of the normal ferric oxide, LH Super uses a refined oxide called Maghemite, which has smaller and more evenly-sized particles.

And with the completely new High Density Coating process, it improves on both sides of the LH principle.

The result is a 3dB higher maximum recording level and some 2dB less noise than BASF LH tape (measured at 5% harmonic distortion, as per Din 45 500).

Or taking a different parameter, LH Super gives a mere 2½% distortion at OVU recording level. (The Din standard allows 5%). And that means a full 50% increase in sound quality.

LH Super also has a much smoother coating that virtually eliminates drop-out and reduces recording head wear to an absolute minimum. So both the tape and your playdeck last much longer.

LH Super. It just had to come from BASF, the people who started the tape industry forty years ago.

BASF - you've been listening to us for years.

Please send me full details, including prices, for the BASF range of tapes and cassettes.

Name _____

Address _____

BASF United Kingdom Limited,
Knightsbridge House, 197 Knightsbridge,
London SW7 1SA. Tel: 01-584 5080.



SS7R/R

THE TPA 100D IS THE MOST ADVANCED 200W POWER AMPLIFIER MADE IN EUROPE

Most professional recording and broadcasting studios in the U.K. use TPA series amplifiers.




CLIENTS USING TPA SERIES AMPLIFIERS INCLUDE:

BBC Radio & T.V. ■ ATV Network Ltd ■ Thames T.V. Ltd ■ I.T.N. Ltd ■ RCA Ltd ■
De Lane Lea Processes Ltd ■ Electricity Research Council ■ Ministry of Technology ■
Cavendish Laboratory ■ British Scientific Instrument Research Centre.

HH ELECTRONIC MILTON CAMBRIDGE TEL 0223 65945


THINKING MIXERS?

..... Just What You've Been
Looking For!



B2000 TEN CHANNEL
STEREO, TABLETOP

B1000
SIX CHANNEL
MONO.
TRANSPORTABLE



SONIFEX

15 College Street, Irthlingborough, Northants.
Tel. 0933 650700

ZEL-VA

RECORDING STUDIOS

"10 years old this month and still growing strong"
Many thanks to all our friends and clients for their
continued support

Please write for studio brochure or telephone
021-455 0645 (24-hour answerphone)

ZELLA RECORDS (BIRMINGHAM) LIMITED
"Walker Hall," Ampton Road, Edgbaston,
Birmingham B15 2UJ

01 476
5681 **CUSTOM CASSETTE**

**I KING GEORGE AVE
CUSTOM HOUSE
LONDON E16**

**PROFESSIONAL HIGH SPEED STEREO-MONO
CASSETTE DUPLICATION KEEN PRICES ON
SHORT OR LONG RUNS WRITE OR TELEPHONE
FOR RATE CARD-RELIABLE SERVICE . . .**

Eagle's professional microphones.

PRO M25



PRO M5

We didn't rush them.

We couldn't afford to.

We talked endlessly to professionals like yourself about what professionals needed.

In an omni-directional mike. A uni-directional mike. A tie-clip, a boom-arm.

Whenever we hit a snag we came back and talked to you some more.

It took two years to get them right.

We've called them Eagle Professional Microphones.

It seemed only fair.

Eagle
INTERNATIONAL

PRO M10 Omni-Directional
Capacitor Microphone

Impedance: 600 ohms (floating)

Response: 30-17,000 Hz.

Sensitivity: -70dB

Generating Element: Electret Capacitor

Cable: 6 metres two conductor shielded

Connector: XLR 3-11C

List Price: £35.00 (excl.VAT)

PRO M20 Uni-Directional
Capacitor Microphone

Impedance: 600 ohms (floating)

Response: 30-17,000 Hz.

Sensitivity: -60dB

Generating Element: Electret Capacitor

We worked on them for a long time.



PRO M20

PRO M10

Cable: 6 metres two conductor shielded
Connector: XLR 3-II C
List Price: £32.00 (excl. VAT)

PRO M5 Lavalier Capacitor
Microphone
Impedance: 600 ohms
Response: 50-13,000 Hz.
Sensitivity: -65dBV
List Price: £16.00 (excl. VAT)

PRO M25 Capacitor Boom-Arm
Microphone
Impedance: 600 ohms (floating)
Response: 20-18,000 Hz.
Sensitivity: -70dBV

Cable: 6 metres two conductor shielded
Connector: XLR 3-II C
List Price: £37.40 (excl. VAT)

Please send me your catalogue
containing details of the Eagle
Professional Microphones and
other PA equipment.

Name _____

Address _____

SS7

Eagle International Precision Centre Heather Park Drive
Wembley HA0 1SU Telephone 01-902 8832

Dokorder® 8140

Compare the features

- 4-track, Multi-sync Recording
- Molybdenum Heads with Original Owner Lifetime Guarantee
- Three Motor Solenoid-Controlled Transport
- Adjustable Tape Equalization
- Switchable Tape/Source Monitoring
- Instantaneous Pause With Locking Feature
- Separate Input/Output Controls
- MIC/LINE Mixing
- Large, Illuminated Meters
- Electronic Echo and Sound-on-Sound

Then compare the price!



Recommended
Retail Price

£312 Excluding VAT


That's the Dokorder 8140. Four channel or two channel, recording or playback, overdub, quadraphonic, sound-on-sound, echo . . . everything you need to help translate what you feel into what others will feel. Send for full details now.

Imported for you by:



**ACOUSTICO
ENTERPRISES
LTD** *The Hi-Fidelity People*

Unit 7, SpaceWaye, North Feltham Trading Estate,
Feltham, Middlesex, Tel: 01-751 0141 (4 lines)



The best columns since Nelson's.

The best speakers outside Hyde Park.



AND DRAW YOUR
ATTENTION TO OUR:
COLUMN
LOUDSPEAKER WITH
LINE SOURCE
CHARACTERISTICS

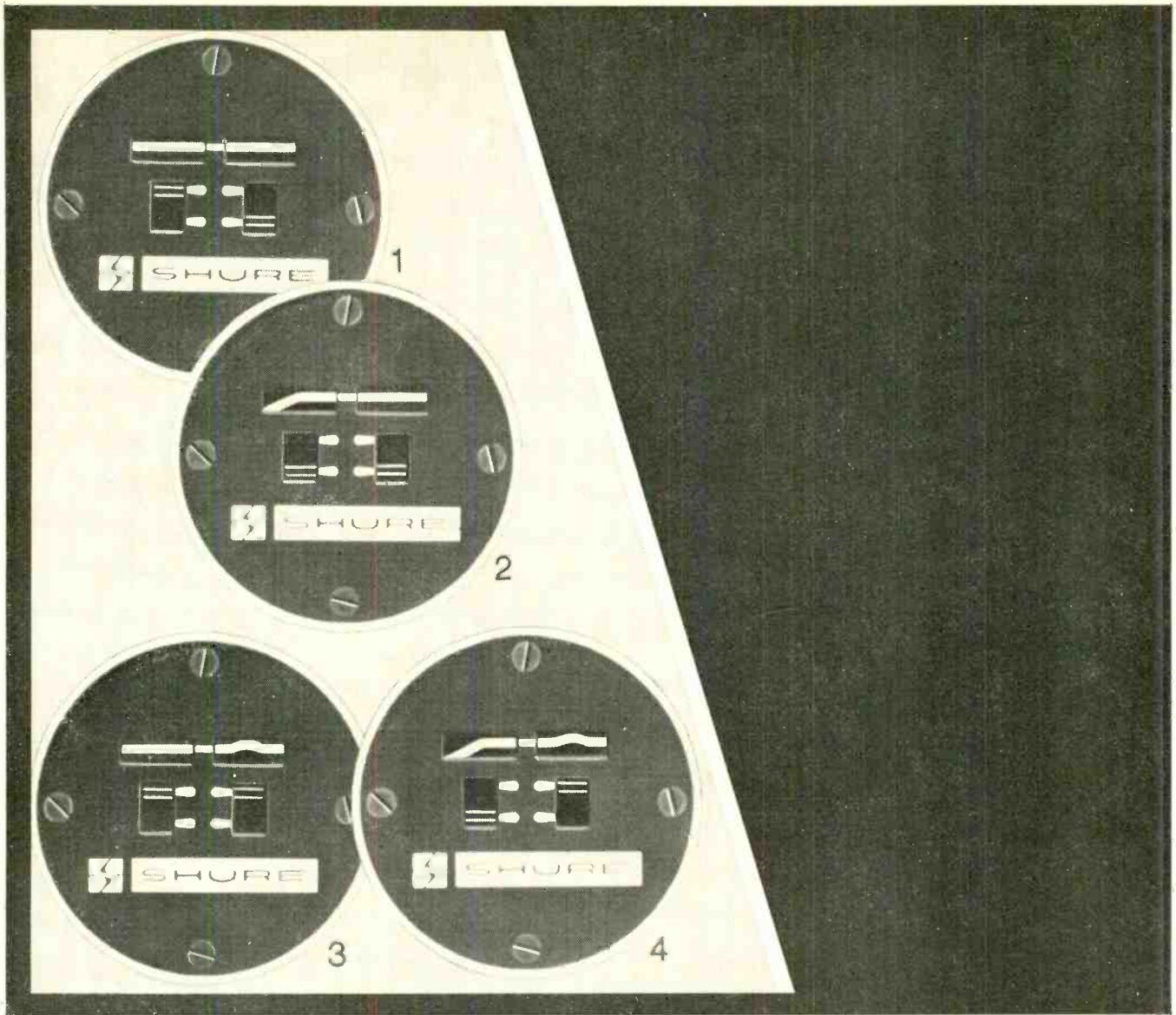
JB24

INPUT: 24W RMS, 100V Line
RESPONSE: \pm 6db 100 Hz - 15 Khz
FRONT TO BACK RATIO: 14 db
VERTICAL BEAM: 9 db @ 45° off axis
HORIZONTAL BEAM: 2 db @ 45° off axis
SIZE: 1270mm x 280 x 165 depth
WEIGHT: 18 Kgs.

For details of this and other columns, wall mounting
speakers, mic stands, etc.

JOHNSON BRODY MARKETING CO.,
394, Northolt Road,
South Harrow,
Mddx.

Tel: 01-422 1863/4825.



What you see is what you get.



The extraordinary Shure SM7 professional microphone features something you've never seen before: a *built-in Visual Indication Response Tailoring System* that offers you four different frequency response curves—and shows you the curve you've selected with a graphic readout (see above) at the back of the microphone! Choose: 1. flat response; 2. bass roll-off; 3. presence boost; 4. combination of roll-off and presence. And there's more: the SM7 delivers exceptional noise isolation with a revolutionary pneumatic suspension mount . . . an ultra-wide, ultra-smooth frequency response . . . an integral "pop" and wind filter . . . and a cardioid pickup pattern that looks "text-book perfect." The Shure SM7 Studio Microphone was extensively field-tested in recording studios and broadcasting stations! Write:

Shure Electronics Limited
 Eccleston Road, Maidstone ME15 6AU
 Telephone: Maidstone (0622) 59881



NEW LOWCOST PPM STEREO TYPE 177-800


High resolution
 Very low current consumption
 Wide viewing angle
 Bright overload indication
 Standard channel width (40 mm)
 Also available as: VU-meter or
 Voltmeter
 Integration and fall-back time
 constants according to DIN 45406

For further information
 please contact:



NTP ELEKTRONIK A/S

Theklavej 44 Reg. No. 32426
 DK-2400 Copenhagen NV Telegram-address Electrolab
 Telephone (45-1) 10 12 22 Telex 16378 ntp dk



PORTABLE SOUND MIXERS by -TURNER-



TPS 16/2

The TPS series featuring comprehensive equalisation, sub grouping, foldbacks, talk back, audio and visual monitoring, three-way electronic crossover, with optional multicore cable, is built by professionals to fulfil your needs for film location and sound reinforcement (P.A.) applications.

Turner Electronic Industries Ltd
 175 Uxbridge Road, London W7 3TH - Tel. 01-567 8472

EMS synthesizers

Offer you a professional, highly versatile, complete electronic sound studio, giving a wide range of

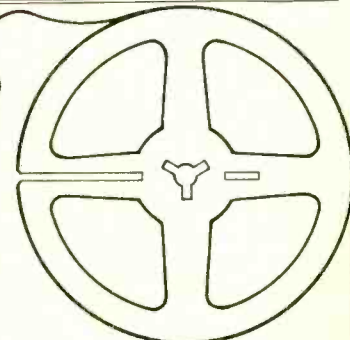
- 1) treatments for instrument inputs
- 2) original sound effects
- 3) 'standard' synthesizer sounds

. . . the **VCS3** studio model costs £680 + 8% VAT

Electronic Music Studios (London) Ltd
 277 Putney Bridge Road, London SW15 2PT
 Tel: 01-788 3491

**HIGH-SPEED
 TAPE &
 CASSETTE
 COPYING**


**large and
 small runs**



**Fraser-Peacock
 Associates Limited**
 94 High Street Wimbledon Village
 London SW19 01-947 2233



THE MAJOR



THE MINI

RAINDIRK


Stands 13 & 14

APRS '75

LARGE OR SMALL
MAKE
RAINDIRK
YOUR NEXT CALL

RAINDIRK LIMITED,
Downham Market, Norfolk.
Tel.(03663) 2165 & 3617

AUDIO DEVELOPMENTS PORTABLE MIXERS



AD 031 and AD 007

The Portable Mixers with the professional qualities and the professional performance.

Both have 8 inputs that drive into 4 or 2 groups.

All inputs and outputs balanced using XLR connectors throughout.

Peak Programme Meter to BS 4297/1968 specification. (V.U. meter optional).

Auxiliary for use on either echo or foldback.

Stereo linkable compressors on the AD 007.

Extender Units that can incorporate 10 extra input modules.

Size: 540 x 480 x 225 mm AD 007
420 x 335 x 127 mm AD 031

Weight: 22.7 Kg AD 007, 10 Kg AD 031

Modular construction to promote serviceability.


Hire facilities of both types are available.

There are agents in Belgium, Canada, France, Holland, Norway and Sweden to date.

Audio
Developments

Hall Lane
Walsall Wood
Walsall
WS9 9AU
Brownhill 5351/3

moog THE NAME THAT GAVE BIRTH TO THE SYNTHESIZER



SALES DEPARTMENT
SERVICING
DESIGN MODIFICATIONS
STUDIO INSTALLATIONS

moog
TECHNICAL SERVICES

NOW MORE DIRECT TO THE MUSICIAN. OFFERING THE FINEST PRICES EVER. THE LARGEST SELECTION IN EUROPE. PLUS FULL BACK UP SERVICE.

FOR **THE ORIGINAL SOUND**

CONTACT

MOOG TECHNICAL SERVICES
17 ST. ANN'S ROAD, HARROW, MIDDLESEX.
PHONE : 01-863 8836

RAC

APRS 75 STAND 33

We are specialists in the manufacture of custom-built mixers: let us quote for your requirements.

RAC audio modules enable you to build your own mixer: details sent on request.

Agents for Nakamichi professional cassette decks—competitive prices.

APRS manufacturing members.

Rugby Automation Consultants

19 Freemantle Road, Rugby, Warks


Tel: Rugby (0788) 810877

LEVEL CONTROL EQUIPMENT

Limiters — Compressors — Expanders
Selective Band Processors
Sweep and Parametric
Equalisers

see them at

APRS '75 — Stand No 34




E900 Sweep Equaliser

Continuously variable four section frequency sweep equaliser: Audio bandwidth covered twice: at 'Q' of 1.5 and 'Q' of 3. 40dB control range on each section with preselect facility for momentary effects. Phasing effects possible by rotating frequency controls during programme. Superb technical spec. Rack mono, stereo and modular units available.

The Unique E560 Selective Limiter

The E560 provides a limiter that can *selectively attenuate* almost any part of the audio spectrum. LF content, sibilant areas or static pre-emphasis can be momentarily attenuated without modulation effects on remaining programme content. Besides *dynamic equalisation*, it gives *static parametric lift* of 20dB or > 30dB cut, over the whole audio range; with variable 'Q' from 1/10th to 5 octaves broad. Available in modular or rack formats.



audio & design recording

41 Prospect Street, Caversham, Reading, Berks. Tel: Reading (0734) 84487

spendor

Suppliers of Studio Monitor Loudspeakers to:-

**THE BBC, MARCONI, PYE, DECCA,
NEVE, AUDIX, THAMES T.V., LONDON
WEEKEND T.V., ALICE, EMISON,
most of the new Commercial Radio Stations
and many small recording companies.**

**The Unit 12 Station Road, Industrial Estate,
Hailsham, Sussex** Telephone Hailsham 843474

DIN Test Records

Small supplies now in stock

- DIN 45541 (Frequency)
- DIN 45542 (Distortion)
- DIN 45543 (Cross-Talk)
- DIN 45544 (Rumble)
- DIN 45545 (Wow and Flutter)

£5 each and VAT

LENNARD DEVELOPMENTS LTD.

206 Chase Side, Enfield, EN2 0QX

Telephone: (01) 363-8238/9

Griffiths Hansen (Recordings) Ltd.

(Estd. 1953)

12 Balderton Street, London W1.

Tel: 01-499 1231

SPECIALISE IN

LANGUAGE RECORDING

AUDIO CASSETTE


+

REEL TO REEL DUPLICATION

ALL PUBLIC ADDRESS EQUIPMENT HIRED

PLUS

CONFERENCES & EXHIBITIONS COVERED



Great Sound . . .

The 4 kHz Horn is designed for use with the Vitavox S3 Pressure Unit for wide dispersion of the upper audio frequencies. Mounted in the vertical position it gives a wide sound distribution in the horizontal plane. Made from heavy gauge steel, treated with acoustic damping compound, finished in hammer black paint, and with a heavy duty mounting bracket to support the pressure unit weight—the 4 kHz Horn is geared throughout to meet the needs of **BIG SOUND.**

Please send me further information on your product range:

Name

Company

Address

V/IM/l

The 4 KHZ HORN



VITAVOX

Limited


Westmoreland Road

London NW9 9RJ

Telephone: 01-204 4234

Alice BROADCASTING

Alice AM 82B Series II Broadcasting version of the AM series II Range.



Full integral station Talkback system—Standard. Comprehensive monitoring of all main station signal points—Standard. Huge range of optional facilities in mono and stereo channels. A real service before and after sales.

A few good reasons to call in Alice—the people who know about mixers.

Alice (Stancoil Limited) Alexandra Road, Windsor, Berkshire, England Tel. Windsor 51056/7



CALREC MIXERS.

CALREC AUDIO LIMITED
 HANGINGROYD LANE
 HEBDEN BRIDGE
 YORKSHIRE HX7 7DD
 TEL 0422 84 2159

Reel to reel
 master copying.

PTO
 54-58 Wardour Street
 London W1
 01-734 8765

THE JACKSON RECORDING CO. LTD.

**PROFESSIONAL RECORDING
 EQUIPMENT BROKERS**

We handle all top quality electronic furnishing for professional recording studios, from specific pieces of technical equipment to complete studios. Advise your requirements or details of surplus equipment to

MALCOLM JACKSON
 JACKSONRECORDINGCOLTD
 The Studios, 13 Denham Way,
 Rickmansworth, Herts
 Tel: Rickmansworth 72351



* Dolby A361 for hire *

- * REVOX A77 Mk III Recorders, standard and high speed model in stock. Sel-Sync model available.
- * New REVOX A700 1372 and 1374 now available.
- * NEAL 102 professional cassette deck from stock.
- * All leading equipment at competitive prices including A.K.G., Beyer, Ferrograph, Teac A3340, Quad, Tannoy, Spondor, Uher 4000/4200/4400, Report IC, and CR210 cassette recorder with facility for chrome tape.

131 The Parade, High Street, Watford WD1 1NA
 Tel. Watford 34644

BAILEYS

*AMITY SCHROEDER are exhibiting
at APRS '75—Stand 20—where our
complete range of professional studio
equipment will be on display.*

*We look forward to seeing you there
and hope that you will have a very
enjoyable exhibition.*

**AMITY SCHROEDER LTD.
3 NEW COMPTON ST.
LONDON WC2 H8DD
01-836 7811 TELEX 23197**

XLR Floor Mount Assembly



Fitted with sprung, hinged lid to protect socket when not in use. Drilled to fit standard type conduit box.

Material: Brass

Connector: Standard Cannon XLR Fixed Socket with resilient rubber insert.

Available in 3 to 7 ways.

(Cable Connector to be purchased separately).

Here's just one example from our product field, which is narrow but really stocked in depth. As a result, we have more time to devote to your problems — someone really knowledgeable answers your 'phone call, gives you a fast answer and knows all about the stock we hold.

We are part of the AWP Group, and are specialist stockists and franchised distributors of ITT Cannon, Vishay, Kings, Ambersil and ITT Pomona.

If required, we operate a Same Day "guaranteed in the post" S.O.S. Service. For real emergencies in the Greater London Area, immediate deliveries can be made by special messenger.



228 PRESTON ROAD, WEMBLEY,
MIDDLESEX HA9 8PB
Telephone: 01-904 9521 (5 lines)
Cables: PSPEL Wembley

PSP ELECTRONICS LTD

**WE MAY NOT BE THE BIGGEST
NOISE IN THE PA BUSINESS ...
but at least we're clearly audible!**

Here at Scarborough we have the equipment and expertise, the experience and reputation, and the enthusiasm to enable the installation contractor to overcome a multitude of on site and operational problems.


and at realistic prices with punctual deliveries.

So if you suspect life could be easier somehow, send for our fully illustrated catalogue.

We manufacture power amplification, and public address equipment and electronic lighting control for home and export markets.

**MUSTANG
COMMUNICATIONS**

Nelson Street, Scarborough,
North Yorkshire YO12 7SZ
England
Telephone 0723-63298



**DOWN
WITH COCONUTS!**

Get modern real-time

SOUND EFFECTS

collected over 16 years in the
Film and TV industries.

**BIGGEST TAPE LIBRARY IN TOWN
FREE AUDITION FACILITIES**


**MAGNETIC
EFFECTS LTD**

23 Redan Place Queensway London W2 4SA
01-727 9801


The standards by which others are judged...

Bauer


Perfectone



SELECTON STUDIO
16mm 2-band projector



B14 studio 35mm
2-band projector




OR-MULTI

also available are the
Perfectone portable TRANS
ULTRA film recorder and Bauer
P6 range of 16mm projectors.

EVERSHED POWER-OPTICS

Evershed Power-Optics Ltd, Bridge Wharf, Bridge Road,
Chertsey, Surrey KT10 8LJ.
Telephone: (09328) 61181 Telex: 929945.



MINIFLUX MEG 920

A unique two channel magnetic recording system including recording amplifiers, bias and erase power amplifiers, replay and separate sync preamplifiers.

- System capable of expansion to 24 channels.
- Relay controlled equalisation for two tape speeds.
- Front panel adjustment of all recording parameters for two speeds.
- Drop-in and drop-out networks.
- Head wear compensation adjusters.
- Standard 19inch rack mounting or free standing cabinet.

GREECE

ECKRAN HELLAS S.R.L.
109-111 Michel Voda &
Pipinou Athenes Tel. 815 858


HOLLAND

D R ELECTRONICA
Johannes Verhulststraat 107A
Amsterdam Tel. 020-73 61 94

SWEDEN

H-Z FILM & SOUND A.B.
BOX 9066
171 09 Solna Tel. 08-83 60 00

MINIFLUX ELECTRONICS LTD.
8 Hale Lane, London NW7 3NX
Tel. 01 959 5166



naim audio

the power amplifier

BE FAIR TO YOUR MUSIC

Reproduction of sound and its acceptability is dependent on a combination of physical parameters not yet fully explored. We believe that only a compatible combination of specifications will enable a system to

reproduce music. We have taken care that the NAC 12 and NAP 160 pre and power amplifier will do so faithfully, while accepting the output of any pick-up cartridge and driving any loudspeaker.



Naim Audio Ltd. 11 Salt Lane, Salisbury, Wilts. Tel: (0722) 3746

A unique offer from

Shipsides Caravan Horse Box



HIGHLY SUITABLE FOR CONVERTING INTO A SOUND RECORDING STUDIO

Specially built by Locomotors of Andover under the guidance of Mr. D. W. Clare. (Present day price would be approx. £30,000). Built on FORD R1014 Supercharged Chassis. First Reg. May 1973. 5,000 miles only. Taxed privately—no HGV, M.O.T. required. Reason for advertising in this magazine is that this vehicle is highly suitable for converting to a road recording studio.

CARAVAN DETAILS:—Dining accommodation converting into Double Bed. Additional day seating converting into single bed. Full length opening windows. Central Heating. Refrigerator. Sink Unit with H. & C. water. Cooker with oven. Wardrobe. Matching crockery and glassware in specially fitted cupboards. Colour T.V. with adjustable electronically controlled aerial, Hi-Fi Stereophonic equipment with four controllable speakers. Elaborate lighting arrangement. Shower and Toilet. Partition between living quarters and horse box. Fire Extinguishers.

Everything designed to give maximum comfort for both horse and rider.


£18,500 plus V.A.T. but open to reasonable offers. The vehicle needs to be seen to be appreciated.

For further details telephone Nottingham (0602) 56131 and ask for Mr. Les Gaynor to arrange viewing.



**Tel 56131
Clifton Bridge,
Nottingham.**

now you can join the professionals
with the Chymes Audio Mk.3 sound mixer



chymes audio electronic - p.o. box 87 - reading, 0734-690177
AUDIO VISUAL SYSTEMS, 336 SKIRCOAT GREEN ROAD, HALIFAX, WEST YORKS (0422-58600)

Classified Advertisements

Advertisements for this section must be pre-paid. The rate is 10p per word, minimum 1.20p. Box Nos. 25p extra. Semi-display rates on application. Copy and remittance for advertisements in AUGUST 1975 issue must reach these offices by 16th JUNE 1975 addressed to: The Advertisement Manager, Studio Sound, Link House, Dingwall Avenue, Croydon CR9 2TA.

NOTE: Advertisement copy must be clearly printed in block capitals or typewritten. Replies to Box Nos. should be addressed to the Advertisement Manager, Studio Sound, Link House, Dingwall Avenue, Croydon CR9 2TA, and the Box No. quoted on the outside of the envelope. The district after Box No. indicates its locality.

STUDIO FACILITIES

★**Fanfare Records.** Tape-disc pressings, demo's, masters, any quantity. Studio/mobile Neumann disc cutter. S.A.E. brochure. 1 Broomfield Close, Rydes Hill, Guildford. Tel. 0483 61684.

★**County recording service** stereo and mono masters and lacquer discs from your tapes. Telephone Bracknell 4935. London Road, Binfield, Bracknell, Berks.

★**For hire** Revox A77 (HS+LS, NAB+CCIR, Vari-Pitch, Vari-Speed etc), AKG, BX20 Quad 303, Revox A78, Spondor speakers, Teac four channel, mic stands, etc. Radio Recordings 01-586 0064.

RAC MIXERS

Custom-built mixers for groups, P.A., hospital broadcasting, recording, discos, etc. RAC plug-in audio modules for building your own mixers.

Sony, Akai, TEAC, Tandberg, Marantz, Lux, Nikko, Dual, Quad and Armstrong dealers. Shure, Calrec, AKG mikes and stands, etc. APRS Manufacturing members.

RUGBY AUTOMATION CONSULTANTS
19 Freemantle Road, Bilton, Rugby,
Warwickshire CV22 7HZ
Tel. 0788-810877 (Rugby)
Call, write or phone us

ALLINGTON AUDIO DEVELOPMENTS

Manufacturers of
MIXERS (Portable and Desk);
full facilities available
Distribution and power ampli-
fiers

Write for information and quote
on your requirements:

**118 Foxhall Road,
Nottingham NG7 6LH**
Tel. Nottingham 69514

WOLLENSAK 2770AV

CASSETTE FAST-COPIER

SCS Appointed Main Dealers

Demonstrations Personal Service Maintenance
Cassette Fast-Copying—Short or Long Runs
Full Information on Request

SOUND CASSETTE SERVICE (SSI)

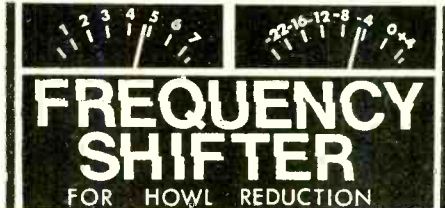
PO Box 2, Gerrards Cross, Bucks SL9 8EG
Tel: 02813 84409

MICROPHONE PREAMPLIFIER

Small pc board (70 x 90mm) accepting two 30-600 ohm microphones (balanced inputs) and feeding loads down to 5 Kohm. Board plugs into 12-way gold edge connector (supplied) and has presets for gain. Professional specifications. Supply +24v but will adapt for 10 to 40 volts. Board built and tested, 2 channels £37. Kit £29.

PEAK PROGRAM METERS TO BS4297

also 200 kHz version for high speed copying:
Drive circuit, 35 x 80mm, for 1 ma L.H. zero meters to BBC ED 1477. Gold 8-way con supplied.
Complete kit £12. Built and aligned £17.
ERNEST TURNER PPM meters. Below scalings stocked
Type 642, 71 x 56mm £12.60; 643, 102 x 79mm £15.00;
TWIN MOVEMENT, scale 86 x 54mm £37.00.



PUBLIC ADDRESS : SOUND REINFORCEMENT
In any public address system where the microphones and loudspeakers are in the same vicinity acoustic feedback (howl-round) occurs if the amplification exceeds a critical value. By shifting the audio spectrum fed to the speakers by a few Hertz the tendency to howling at room resonance frequencies is destroyed and an increase in gain of 6-8dB is possible before the onset of feedback.

SHIFTERS IN BOXES with overload LED, shift/bypass switch, BS4491 mains connector and housed in strong diecast boxes finished in attractive durable blue acrylic. Jack or XLR audio connectors.

| Type | A | B | C |
|------------------|---------|------------|-----------------|
| Input impedance | 200Kohm | 200Kohm | 10Kohm Balanced |
| Output impedance | 2Kohm | 20or600ohm | 20or600ohm BAL |
| PRICE | £58 | £68 | £84 |

SHIFTER CIRCUIT BOARDS FOR WW July 1973 article.
Complete kit and board £24 Including p.s.u. and
Board built and aligned £31 mains transformer
DESIGNER APPROVED

SURREY ELECTRONICS

The Forge, Lucys Green, Cranleigh, Surrey GU6 7BG
(STD 04866) 5997

CASH WITH ORDER less 5% U.K. post free, add V.A.T.

★**For Sound Communication** use our open reel and mono/stereo cassette copying service. A prospectus describing our other services is available on request. Sound Communication (Publishers) Ltd., Field House, Wellington Road, Dewsbury, West Yorkshire WF13 1HF. Tel. 0924 469436.

See

CE-COURT ELECTRONICS

for Fast, Professional Service
P.C.B. Assy. Mech. Assy. Cableform Manfg.
Full details of these and other services from:—
**Cambridge Trading Estate, Hanwell,
London W7 3PA Tel. 01-567 9672/3**

★**Revox A77** sold, services, modified. Full range of modifications that only we carry out. Ring 01-586 0064, Radio Recordings.

SOWTER TRANSFORMERS

FOR SOUND RECORDING AND REPRODUCING EQUIPMENT
We are suppliers to many well-known companies, studios and broadcasting authorities and were established in 1941. Early deliveries. Competitive prices. Large or small quantities. Let us quote.
E. A. SOWTER LTD.
Transformer Manufacturers and Designers
7 Dedham Place, Fore Street, Ipswich IP4 1JP
Telephone 0473 52794

★**J & B Recordings.** Tape to disc. 12in. L.P. £3.60. 7in. 45 rpm £1.50. E.P. £1.65. Pressings—stereo/mono. Tape Copying, 14 Willows Avenue, Morden, Surrey. 01-648 9952.

★**Anglia Pressing Company.** 7in. and 12in. pressings from your tapes, also Stereo/Mono masters and demo-discs. Neumann lathe. 112 Beach Road, Scratby, Great Yarmouth, Norfolk. Telephone 0493 730136.

RECORDS MADE TO ORDER

DEMO DISCS
MASTERS FOR
RECORD COMPANIES

VINYLLITE
PRESSINGS

Single discs, 1-20, Mono or Stereo, delivery 4 days from your tapes. Quantity runs 25 to 1,000 records PRESSED IN VINYLITE IN OUR OWN PLANT. Delivery 3-4 weeks, Sleeves/Labels. Finest quality NEUMANN STEREO/Mono Lathes. We cut for many Studios UK/OVERSEAS. SAE list.

DEROY RECORDS
PO Box 3, Hawk Street, Carnforth, Lancs.
Tel. 2273

STREETNOISE SYNTHESISER STUDIOS

We are the experts in Synthesiser sound. When you hire one of our synthesisers, whether it is the compact ARP 2600 or a giant Moog (discussed in the May issue of *Studio Sound*) you get a reliable, regularly serviced machine, and an operator fully experienced in Control Voltage Technology, to provide that different sound for your next session.

CALL US NOW ON 01-373 3928 FOR
MORE DETAILS AND RATES

FOR SALE—TRADE

SOWTER TRANSFORMER TYPE 3678. Our latest production.

Primary windings for 600 ohm, 200 ohm and 60 ohm with Secondary loadings from 2 K ohm to 10 K ohm. Frequency response plus/minus 1/2dB 20Hz to 25KHz. Contained in well finished Mumetal box, 33mm diameter by 22mm high with colour coded end leads. Low distortion. DELIVERY (small quantities) EX STOCK. HIGHLY COMPETITIVE PRICE. FULL DETAILS ON REQUEST.

E. A. SOWTER LTD., Dedham Place, Ipswich IP4 1JP. Telephone 0473 52794.

FOR SALE—TRADE—(Continued)

★Nagra III and IV and SN models available. Immediate delivery. Write or phone J. J. Francis (Wood Green) Ltd., Manwood House, Matching Green, Harlow, Essex. Tel. Matching 476.

★8 track mixer with full E.Q., P.P.M.S. sync talkback foldback, 2 echo's, pre-fade mike line, three graphics, three power supplies, packfield oscillator, compressors, etc. £2000. Box No. 701.

★Ten different colours of 14/0076 x 2 braided mic cable in stock. 45in. spring tensioned mic arm, 3/4 in. thread for stand adaptors, designed for D202 etc. Heavier springs for Neumann mics. Radio Recordings 01-586 0064.

★Radford LDO Series 2, £100; Radford Distortion meter (improved) £100; Tektronics 524D £75; Pye TVT stereo complimenter/gate rack panel highest offer; many 3 pin locking DIN plugs, sockets, best offer; Telefunken M5 stereo deck (transistors, 3 speed) £300; Telefunken M5 mono deck, 3 speed, ferrite, valves £150; Telefunken M5 deck, chassis only, 3 speeds £50, all three £400. All prices plus VAT. 57 Fitzalan Road, N3. 01-349 0511.

Sound Studios is happy to announce the installation of our Neumann Stereo Disc Mastering System.

As a result of this upgrading, we are offering for sale our existing mono mastering system comprised of the following:

Scully/Haeco Automated Lathe
Westrex 2B Cutter

The following equipment is rack mounted complete with wired patch panel and monitor panel.

Haeco GW 120 Amplifier
Pultec HLF 3-C Program Filter
Pultec EQP 1A Program Equaliser
Fairchild 660 Limiter
Fairchild 600 Conax high frequency Limiter
AVP/Auto-Band Amplifier and Head Assembly
McIntosh MC-60 Monitor Amp
PRICE \$10,000.00

All you need to add is your monitor speaker and tape transport and the system is ready to go.

The above system is set up and still handling a daily production load. You're invited to visit Sound Studios and see this system in operation.

Please call Dan Tynus, Chief Engineer, for an appointment.

Exposure Hi-Fi are selling one pair of LOCKWOOD H PD TANNOY MAJESTIC (biggest Lockwoods ever built). Originally £1,000 each, cash sale £600 pair o.n.o. Majestics are 2 driver cabinets with a 400W handling.

Phone: John Farlowe on 0273 777912

Building Mixers?

zero88
AUDIO MODULES

offer high quality at competitive prices

Contact Richard Brown at Zero 88
115 Hatfield Road, St. Albans, Herts
AL1 4JS Tel: 63727

★Audiofact No. 1 !! You can build 8 Cathedral Complimitters into your mixer for less than the cost of the one medium price competitor—and they perform. We also manufacture a range of high quality audio modules. S.a.e. details. Cathedral Sound, Fourways, Morris Lane, Halsall, Lancs L39 8SX. Tel. Halsall (0704) 840328.

★Tektronix power supply/mainframe PS503/TM501 + e - 20V + e - 400mA 5V supplies, new £180. Tektronix triple mainframe TM503 for TM500 modules, new £100. Tel: 359 0051.

MM 1100

For sale with search and cue device, remote control, 30i.p.s., and variable speed. This 16 track tape recorder must be sold quickly hence £8,000 including above facilities

PAUL DALLAS
Scorpio Sound
19/20 Euston Centre
London N.W.1.

WANTED

★Lee Electronics. The Tape Recorder and Hi-Fi Specialists wish to purchase good quality Tape and Hi-Fi equipment for cash. 400 Edgware Road, W.2. Phone PAD 5521.

★BOARD Canadian company in market for used 16in/4 sub/8 mon or 16in/8 out mixing console. Neve, Triad or other reputable equipment only. Contact Peter Alves, c/o Unison, 1310 Rue Lariviere, Montreal, Quebec, Canada. Phone area code 514, tel: 527 0559.

DISC CUTTING AMPLIFIERS

WANTED
NEUMANN Type LV60

Valve Power Amplifiers with GV2a Feedback Amplifiers separately or in VG1 or VG2 rack or complete mono lathe.

Please reply to:

GERALD REYNOLDS
Hermes Development Company Ltd.,
38 Handsworth Wood Road,
Birmingham B20 2DS.
or phone 021-523 7307

★All Nagra equipment urgently required for cash. J. J. Francis (W.G.) Ltd., Manwood House, Matching Green, Harlow, Essex CM17 0RS. Tel. Matching 476.

FOR SALE—PRIVATE

★Sony TC850 professional stereo tape deck. As new, £350. Phone Worcester 424845.

★Lockwood Monitor Majors Tannoy 15in red Matched pair, £300 o.n.o. Tel. 01-866 0671.

★Audix Stereo Mixer 6 in 2 out, prefade listen, cue, equalisation, ppm's, limiters in tandem, monitor module, line/mike inputs, in perfect order, £600. Steenhuis, telephone Thanet 24743 (Margate).

★EMT 156 stereo compressor-limiter with low level expansion, £600. Tel. 01-348 8306.

★TR90 tape recorder, stereo, transportable (in green boxes). With spare head block, etc. £200. Tel. 01-348 8306.

PROFESSIONAL RECORDING STUDIO

selling 8 Track and 4 Track machines with Desk Patch Bay and associated equipment at a very reasonable price.

Phone 01-437 6255

★Teac A3340 £550; Teac AN300/44 Dolby £220; Soundcraft 12/4 mixer with ppm's and flight case £1000; Quad 50e power amplifier £60; Heathkit harmonic distortion meter £70; Heathkit sine-square audio generator £60; 40 x Scotch 207 10 inch NAB tape £225; all new equipment and stock. Phone 01-351 0729/3493 or 226 1141.

FOR SALE—PRIVATE

AMPEX 351

½ inch 4-track (self-sync.). Perfect condition used in private studio which has now gone 8-track. £750.

Ted Taylor, 5 Porcupine Close, Eltham, LONDON SE9 3AE. Tel. 01-857 2761

SITUATIONS WANTED

★**Student**, 18, keen musician studying O.N.D. Technology (including electronics) seek employment (studios, electronic organs, etc). Please write: J. S. Proudfoot, Holmdene, Leighton Road, Neston, Merseyside.

★**Dutch audio engineer**, 34, married, no children, returns from project in Lima, Peru. Measuring techniques, boom operator, commentaries for radio and TV, news exchange, sales in stocks and real estate. Musical theory, recordings from mono to 24 tracks, studio lay-out, etc. Training programme, running record plant. Current job: Management advisor record factory Lima. 200 people. Languages: (Dutch), French, German, English, Spanish fluently, completed course in Portuguese. Can teach course in audio in four languages. No objection against being sent abroad again, or transferred to adjacent working field. Available around August. Salary negotiable. Write to Tonko Tonkes, Calle Luis Arias Schreiber 161/163, Dept 103, Urbanizacion Aurora, Miraflores, Lima, Peru.

SITUATIONS WANTED

(Continued)

★**Engineer**, experienced in design of mixing consoles, amplifiers, tape mechanism and electronics, etc, seeks interesting position with progressive manufacturing company able to make use of his unique abilities. Box No. 702.

SITUATIONS VACANT

LONDON COLLEGE OF FURNITURE

41-71 Commercial Road, London E1 1LA
Technician Grade VI required for Musical Instrument Technology Department.

Candidates must have HNC or HND or Advanced City and Guilds or equivalent and at least nine years' experience (including training period).

Salary scale £2844-£3450 + London Weighting £411
Further details may be obtained from the Senior Administrative Officer.

Recording studio of major record company is looking for a
Balance Engineer
with excellent knowledge of advanced recording techniques and a degree of experience in the audio field.
High qualifications essential.

Contact
CARLOS OLMS
at

Polydor London Studios, 499 8686

257

Radio Orwell

RADIO ORWELL, the Independent Local Radio station serving the Ipswich area from the autumn this year, is inviting applications for engineering posts based at the studios located in the centre of Ipswich.

The posts will cover a wide range of broadcasting operations and maintenance, and the candidates should, preferably, have previous experience in this field.

The salaries will be in a range which will reflect the applicant's qualifications and experience.

Please write, in confidence, giving details of career and qualifications, to: The Chief Engineer, Radio Orwell, 39 Princes Street, Ipswich

CLASSIFIED ADVERTISEMENTS ORDER FORM

Please use this coupon for your private sales and wants. Rates 10p per word. Box Nos. 25p extra.
To: *Studio Sound*, Classified Advertisements Dept., Link House, Dingwall Avenue, Croydon CR9 2TA. Please publish the advertisement indicated below for insertion/s under the heading

| | | | | | |
|--|--|--|--|--|--|
| | | | | | |
| | | | | | |
| | | | | | |
| | | | | | |

Name

Address

Cheque/P.O. enclosed £

Is a Box No. required Yes/No. If no, please include remittance to cover name and address and/or Tel. No.

Please write in block capitals.

Link House Publications Ltd., Registered in England No. 96948. Registered Office: 10/12 South Crescent, Store Street, London WC1E 7BG.

cadac

CADAC (London) Ltd, a well known name in the design and manufacture of sound control consoles require an experienced test engineer to work in the field of audio engineering.

He, or she, must be willing to work away from the factory when required. Applications, marked private and confidential should be sent to:—

Jim La-Haye

**CADAC (LONDON) Ltd
141 LOWER LUTON ROAD
HARPENDEN · HERTS AL5 5EL**

Magnegraph Recording Company Ltd

8 Hanway Street, London W1 01-580 2156 or 01-323 0888
(Junction Oxford Street & Tottenham Court Road)

AUDIO CASSETTE DUPLICATION

- Audio Cassette Duplication 10-100,000.
- Tape & Cassette Recorder Rentals.
- Video Tape Sales.
- Video Design and Installation Service.

ONE INCH SCOTCH 206

(Ex master once used)

10½" NAB £9.50

QUARTER INCH SCOTCH 206

(Ex master once used)

10½" NAB £3.00

P & P 10p

AUDIO TRANSCRIPTIONS

177 Torrington Road, London SE6

01 697 0079

INDEX TO ADVERTISERS

| | | | | | |
|---|--------|--|----------|---|--------|
| Acoustic Consultants Ltd. | 29 | Ferrograph Prof. Rec. Co. | 17 | Ortofon (Feldon Audio) | 49 |
| Acoustico Enterprises | 82 | Fraser-Peacock Assoc. Ltd. | 84 | Partridge Electronics | 20 |
| A.K.G. Equipment Ltd. | 9, 35 | Future Film Developments Ltd. | 42 | Penny & Giles | 63 |
| Alice (Stancoil) Ltd. | 89 | Gale Electronics & Design Ltd. | 43 | P.S.P. Electronics (London) Ltd. | 92 |
| Allen & Heath | 7 | Griffiths Hansen Ltd. | 88 | P.T.O. | 90 |
| Allotrope Ltd. | 76 | Hampstead Hi-Fidelity | 25 | Racal Zonal | 6 |
| Amek | 51 | Hedley Radford Audio Ltd. | 16 | Radio Recording | 18 |
| Amity Schroeder Ltd. | 91 | Helios | 73 | Raindirk | 7, 85 |
| Ampex (G.B.) Ltd. | 39 | H.H. Electronic Ltd. | 79 | Revox | 69 |
| A.P.R.S. | 12 | Icelectrics Ltd. | 10 | R.E.W. Audio Visual Ltd. | 21 |
| Audio & Design Recording | 7, 87 | Industrial Tape Applications | 4, 5, 99 | Richardson, J., Electronics Ltd. | 61 |
| Audio Developments | 86 | Jackson Recording Co. Ltd. | 90 | Rugby Automation Consultants | 86 |
| Audix Limited | 11 | Johnson Brody Marketing Co. | 82 | Rycote | 18 |
| Avcom Systems | 57 | Klark Teknik Inc. | 24 | Scenic Sound Equipment | 23, 77 |
| A.V. Distributors Ltd. | 35 | KLH Electronics | 55 | Schlumberger | 100 |
| Baileys | 90 | Lee Engineering | 14 | Scully/Metrotech | 75 |
| BASF | 78 | Lennard Developments Ltd. | 88 | Sescom Inc. | 14 |
| Bauch, F. W. O., Ltd. | 41 | Lockwood | 38 | Shure Electronics | 83 |
| Belmont Accuphase | 15 | Macinnes Labs Ltd. | 19 | Shipside, T., Ltd. | 94 |
| Beyer Dynamics Ltd. | 13 | Magnegraph | 98 | S.I.S. Ltd. | 37 |
| Bias Electronics Ltd. | 37 | Magnetic Effects Ltd. | 92 | Sonifex Sound Equipment | 79 |
| Brenell Engineering Co. Ltd. | 12 | Magnetic Tapes Ltd. | 8 | Soundcraft Electronics Ltd. | 20, 57 |
| Cadac (London) Ltd. | 2, 98 | Mellotronics Ltd. | 18 | Sound Maintenance | 98 |
| Calrec Audio Ltd. | 90 | Midas Amplification | 33 | Spendor Audio Systems | 88 |
| Ce-Court Electronics | 37 | Miniflux | 94 | Streetnoise Synthesisers | 77 |
| Chymes Audio | 94 | Moog Technical Services | 86 | Surrey Electronics | 38, 48 |
| Communications, Accessories & | | M.S.R. Electronics Ltd. | 51 | Tannoy | 16 |
| Equipment Ltd. | 34 | Mustang Communications | 92 | Taylor Hutchinson Ltd. | 14 |
| Custom Cassette | 79 | Naim Audio Ltd. | 94 | Theatre Projects (Altec) | 45 |
| Dolby Laboratories Ltd. | 31 | Neve, Rupert & Co. Ltd. | 27 | Trad | 63 |
| Eagle International | 80, 81 | North East Audio Ltd. | 10 | Turner Electronic Industries Ltd. | 84 |
| Electronic Music Studios | 84 | N.T.P. Elektronik A/S | 84 | Tweed Audio | 18 |
| ESE Electronics | 77 | | | Vitavox Ltd. | 88 |
| Evershead Power Optics Ltd. | 93 | | | Yeadon, Terry, (Services) Ltd. | 43 |
| Exposure Hi-Fi | 60 | | | Zella | 79 |

ITA—Britain's Leading Distributor

REVOX

REVOX A-700 SERIES




The new big Revox - ideal for all studio requirements. Highly sophisticated design features include servo tape tension, full deck logic, crystal controlled servo electronics, 3 speeds, tape footage counter.

Immediate delivery.

+ HS77 £306 + A700 £569 +

REVOX A-77 SERIES Mk4



The famous A77 has been consistently improved over the past 8 years and is now available in the latest Mk. 4 version.

The wide choice of specifications includes versions for duplicating and logging applications. Backed by UK's fastest service.

*Hire service.
Check our prices.
Immediate delivery.*

OTARI

OTARI DP-4050 CASSETTE COPIER




Ideal for one copy or ten thousand. Eight times copy speed, foolproof operation for non-skilled personnel, modular construction, servo-controlled direct capstan drive.

Immediate delivery.

ALL TAPE RECORDERS SOLD BY ITA
FOR INDUSTRIAL USE SUBJECT TO 8% VAT

Industrial Tape Applications



5 Pratt Street, London NW1 0AE.
Tel: 01-485 6162 Telex: 21879



TV Studio R.T. Sarajevo, Yugoslavia

Europe's most modern studios choose the UPS.4000

They select it because the UPS 4000 console offers the latest state-of-the-art mixing techniques for sound recording, broadcast and television studios. They select it because it reflects years of Schlumberger experience in the design and manufacture of professional audio equipment – including tape recorders, switching networks and special interconnection units for total studio systems, as well as mixers.

This latest console, with fully modular plug-in units made from die-cast aluminium to ensure highest accuracies, gives you a system custom-built to your own requirements – but costs no more than a standard production model. And modularity means you get the exact facilities you need now, with the flexibility for expansion you might need later.

Integrated circuits, field-effect transistors, printed circuit cabling – the UPS 4000 is really

state-of-the-art. With filters, reverberation, foldback and much, much more.

Studio complexes in countries across Europe now use the UPS.4000. Find out from Schlumberger about this new concept in modular mixers. Write for our brochure, now.



Schlumberger

SCHLUMBERGER, 296 AVENUE NAPOLEON BONAPARTE, 92503, RUEIL-MALMAISON, FRANCE.
TEL. 977 92 23. TELEX LABOPHY 26 649.