

STUDIO SOUND

AND BROADCAST ENGINEERING

A LINK HOUSE PUBLICATION



LIVE SOUND POWER AMPLIFIERS

MASTERING TECHNOLOGY



When we designed the new Series 20 stereo tape machine, we harnessed the power of the microprocessor to produce the latest generation of 1/4" and 1/2" studio mastering recorders.

The micro takes the hard labour out of setting up for any session. That's because every pre-set can be stored in the machine's own non-volatile memory, for three different tape speeds, three eq standards, and five tape types. And that can amount to some 588 variable audio parameters. Recall is a single button operation, while updates can be carried out in minutes.

Safe and accurate tape handling is guaranteed by the micro, as all three DC servo motors use motion sensors for pinpoint accuracy. So constant tape tension is maintained under all conditions.

But the Series 20 isn't just highly intelligent – it has been designed as a truly practical machine, accommodating full size 14" reels, horizontally or vertically mounting, available as a table top machine or with its own roll-around base, to suit every studio.

Once again, we've taken high technology and applied practical common sense. Which is, after all, the design philosophy on which we have built our reputation. And the success of Soundcraft products throughout the world.

Soundcraft
APPROPRIATE TECHNOLOGY

LONDON · 5-8 Great Sutton Street London EC1 0BX England. Tel. (01) 253 6988 Telex 21198.
LOS ANGELES · 1517 20th Street Santa Monica California 90404 USA. Tel. (213) 453 4591 Telex 664923.
MONTREAL · 1444 Hymus Blvd Dorval Quebec Canada H9P 1J6. Tel. (514) 685 1610 Telex 05 822852.
And Authorised Distributors Worldwide.

STUDIO SOUND

AND BROADCAST ENGINEERING

SPECIAL FEATURES

- 40** **Wired for sound:** Ralph Denyer speaks to the personnel behind Twin Sound—a live sound company now owned by Cliff Richard.
- 62** **A1—behind the scenes:** The back-up staff and facilities for a live sound company are as important as the skills of those who front the rigs. A1 are a US based, live sound company who have paid particular attention to the efficient running of the back-up operation. Story by Tony Ryder.



- 68** **A remote hand:** Delta-G is a system that allows remote control of many live sound parameters from almost any position in the venue and may alter current practice if the system continues to develop. Vic Dobbs of Spectrum Audio describes the system.
- 72** **Live sound evolution:** Stephen Court gives a British interpretation of the evolution of live sound and follows its parallel development with popular music.
- 74** **Power amplifiers:** a brief update on current changes in amplifiers available and soon to be available, by David Blair.

FEATURES

- 48** **Electro-acoustic reverberation enhancement systems:** The use of artificial reverberation systems is not a new development either in the concert hall or the studio situation. There has, however, been a resurgence of interest in such systems for both types of application. Peter Barnett gives a detailed account of the history, principles and future development of such systems.

- 44** **Frankfurt '84:** the second part of Mike Beecher's look at the new electronic products shown for the first time.

- 56** **Big band miking:** many attempts at recreating the 'big band' sound have often failed. This is often down to a lack of awareness of the techniques that the engineers of the time had to resort to. John Longden enlightens us.

REGULARS

- 5** **Editorial:** digital audio enters a new phase—there are new considerations.
- 30** **New products:** Calrec 'M' series mini mixers—Audio & Design PRO 701—CRS stereo mixer—Futterman OTL valve amps—Oberheim power amp—Sunn amplification—BGW power—Rauch X900/FET power amp—Studer monitor—Crown Delta Omega—active control.
- 34** **Diary:** Report on the SPARS digital audio conference—Forthcoming events—btx & Harrison Systems agreement—HH Electronics—Addresses—People.



- 60** **Business:** Doh Ray MU—Tape tangles—Broadening horizons—Stop that tune—Franchise fever. Barry Fox's regular column.
- 70** Letters: Thank you...and goodnight—Soundfield stereo reply—Industrial psychology.

REVIEWS

- 78** Yamaha PC 5002M power amplifier: by Hugh Ford
- 84** Toa P-300D power amplifier: by Hugh Ford

EDITORIAL

Editor:
Keith Spencer-Allen

Production Editor:
Ann Horan

Production Assistant:
Linda Fieldhouse

Consultant:
Hugh Ford

Contributing Editor:
Richard Elen

Secretary:
Carrie Love

COMMERCIAL MANAGER
Phil Guy

ADVERTISEMENTS

Assistant Manager:
Martin Miles

Sales:
Linda Gubby

Secretary:
Mandy Paul

Production Manager:
Jacky Thompson

Cover: Yamaha's PC5002M power amp (see review page 78).
Photography by Roger Phillips



Editorial and advertising offices:
LINK HOUSE, DINGWALL
AVENUE, CROYDON CR9 2TA,
GREAT BRITAIN
Phone: 01-686 2599
International: +44 1 686 2599
Telex: 947709

© Link House Publications
PLC 1984. All rights reserved.



A LINK HOUSE
PUBLICATION

June 1984
Volume 26
Number 6
ISSN 0133-5944

Advice, instruction, back-up support. These are the key words in HHB's digital service philosophy.

We feel that with technology this advanced and innovative, these factors are more important than ever before.

We keep a full range of Sony digital audio products, from the low-cost PCMF1 processor to the DAE1100 editor and PCM1610 processor needed to make your CD compatible masters, and of course the CDP101 Compact Disc player.

Additionally, we can supply the video recorders you need, in both U-matic and Betamax formats, and advise you on which machines suit your needs best.

Our comprehensive rental service now includes all these products, delivered and installed, and with full instruction on their operation from trained, experienced personnel.

We can also offer a fully-equipped


in-house editing and transfer facility.

So whether you need to buy or rent, or just find out what all the excitement is about, surely it makes sound sense to contact us - HHB the Number One Name in digital service.

DIGITAL?

HHB!

HHB Hire and Sales, Unit F, New Crescent Works,
Nicoll Road, London NW10 9AX. Tel: 01-961 3295.
Telex: 923393.



New PCM 701ES Processor now available at even lower cost!

EDITORIAL

EDITORIAL

This month's comments, observations and opinions from Richard Elen

Digital audio enters a new phase

Since taking part in the APRS/*Music Week* Digital Audio seminar last year, I have attended another two such events, the SPARS Digital Audio conference at the University of Miami (at which I was very kindly asked to speak) and the IERE Colloquium on the Compact Disc, which was organised and introduced by our own Hugh Ford. And although there were dissenting voices at both events, it was quite obvious that there has been a distinct change in attitudes: very few people now doubt that digital audio as it is today 'works', or that the Compact Disc won't 'take off'—quite simply, it does, and it has. The questions now being asked are 'How do we get the best out of it?' and 'What is the second phase of Compact Disc marketing?' I present some suggestions to both questions.

First, it is quite obvious to me that a primary requirement in the studio usage of modern digital audio systems (and those to come) is that of *care*. Some of the CDs I have heard indicate that, quite simply, normal studio practices have been forgotten—for example in the setting of the azimuth on analogue recorders used to transfer a master to 1610 for CD mastering. Weird derivations of the original master have been used to produce CDs, often suffering from noise or other nasty mistakes. Digital equipment has been incorrectly lined-up (just like any other piece of audio gear, they *do* drift!) and sometimes they are incorrectly used, resulting in such things as digital masters with pre-emphasis and no pre-emphasis flag. Such mistakes no longer risk losing the public's confidence in the medium as a whole, but they could well result in some record companies getting a bad name for CDs just as some of them have been known for 'standard faults' on vinyl pressings.

Record companies must also learn that the only acceptable master for CD production is the original in many cases, and that there should be a very good reason for using something else, like an EQ'd copy. To back this up, it would be as well for CD mastering and digital audio post-production facilities to check back to make sure that the master they have is the right one, at least for the time being, until record companies know what they are dealing with.

In the studio, it must also be remembered that the preparation of a CD master tape is not the world's easiest thing, especially when it comes to PQ subcodes and filling in the cue sheet. Just as the majority of studio engineers would not expect to physically cut a master lacquer so, at least for the time being, they should pass the master on to a specialised facility for final preparation. In many cases, such a facility will be the cutting room you usually use. That way, all you need to do is supply accurate SMPTE timecode values for the start and end of each track on the tape, and leave the DAPP facility to decide whether you should have the index marker 5 or 15 frames before the actual start of the track, and the like. If that sounds like I'm putting the studio engineer down, not so: I personally wouldn't cut anything more important than a demo lacquer myself, and the CD I am currently recording will be prepared by one of the top DAPP centres in the country. I will

be there, but I want it to be right, so I won't do it!

As to the marketing of CD, it seems to be going OK. Polygram, in the shape of Clive Swan, sees the market moving towards the 18+ age group from the 25+, and broadening out into pop from the current mix of classical/AOR. This is already happening. Neither do we need to worry about people not buying CD players because they already have regular turntables (a silly argument anyway: if that was true, they wouldn't have bought video recorders, cassette machines or FM tuners)... they are buying them all right! In addition, Polygram announced at CES that they are adopting the SPARS Digital Audio Recording Code (DARC) proposals, initially on CD only (although the principle can, and *should*, be applied to *all* discs that utilise digital techniques). It was interesting to note here, however, that an article from the *Hollywood Reporter* quotes Polygram US as saying that *they* thought of the SPARS coding—happily, the announcement by Polygram Europe gives credit where it's due.

The problems in the first phase of CD were not 'would people buy them' but 'where can they *get* them from' but now there are enough players to go round, and plenty of discs available...

Well, I should qualify that. It was with supreme annoyance that I recently discovered that there are loads more contemporary music CDs available in the USA than in Europe, and this is in spite of the fact that many of them come from here! Warners are the main culprits: all their CDs are pressed in Hanover, but for some reason they are reluctant to drop more than a handful of titles in the UK on their way to the States. Why?

Then there is the weird story of the 'audiophile CD'. During my visit to the Coop in Boston, I noticed an odd thing. Al Stewart's *Year of the Cat* was one of the first RCA CDs released in the UK (RCD 11749). Here it was in the store on import (RCA don't have Al Stewart in the USA if I remember correctly) at their sale price of \$15.64 (usually \$18.99 or so). Next to it was the Mobile Fidelity CD of the same album, labelled 'Original Master Recording' and pressed by Sanyo in Japan, retailing for \$24.95. Could someone please tell me who had the better masters? It was recorded at Abbey Road, but mixed at Davlen Sound Studios, Universal City, so the masters may well have stayed in the States. But surely, RCA would have retrieved those masters (or at least transferred them to 1610 in the USA) and prepared the CD from the originals? So there should be *no difference whatsoever*. I could not bring myself to spend \$24.95 on a CD I already own, but perhaps someone could tell me what this nonsense is all about? If there is a difference, it would be RCA UK's fault, methinks.

So not everything in the CD garden is lovely—at least, not as far as I'm concerned. Maybe I have weird tastes, but the man from Polygram said that the first market CD was aimed at was the 25+ male buyer interested in classical and AOR product... maybe I like the wrong sort of AOR?

**STUDIO
SOUND**
AND BROADCAST ENGINEERING

STUDIO SOUND is published on the second Friday of the preceding month. The magazine is available on a rigidly controlled requested basis only to qualified personnel (see back page for terms) or for an annual cost of £14.00 UK, \$40 US surface mail, \$75 US airmail, £20.25 overseas surface mail or £32.50 overseas airmail to non-qualifying readers or where more than two copies are required in a studio or small organisation. All subscription

enquiries, including changes of address (which should be *in writing* and preferably including an old address label or at least the 7-digit label code) should be made to the **Subscription Department, Link House, Dingwall Avenue, Croydon CR9 2TA, Great Britain.**

US mailing agents: Postmaster please send address corrections to Studio Sound, c/o Expeditors of the Printed Word Ltd, 515 Madison

Avenue, New York, NY 10022. Total average net circulation of 13,925 per issue during 1983. UK: 5,821. Overseas: 8,104. (ABC audited) Studio Sound and Broadcast Engineering incorporates Sound International and Beat Instrumental. Printed in England

ABC

MEMBER OF THE AUDIT BUREAU OF CIRCULATIONS

A Sound Investment for Video and Broadcasting

- * General purpose stereo or monomixer.
- * Fully modular in construction. Range of modules for Broadcast Video or Film use.
- * Long throw plastic conductive faders standard.
- * Sweepable Mid EQ/ 100Hz - 10KHz standard.
- * Adjustable peak i.e.d. indicator on PPM and VU meters.
- * Three standard frame sizes 12-18-24 module widths.



- * Two large illuminated VU's as standard (PPM's as option) on rear meter bridge, which houses the Cue Loudspeaker and 6 digit stopwatch/clock (hours-mins-secs).

* Note: stereo Line of Phono input modules are same width - 45mm - as Line/Mic module.

* Transportable for mobile use, or drop through mounting for fixed installations.

The Chilton CM2 and CM4 audio mixing console



Magnetic Tapes Ltd, Chilton Works, Garden Road, Richmond, Surrey.
Tel: 01-876 7957 Telex: 912881CW

Microphones engineered to suit the most exacting professional standards

Crafted In Japan



Toa's RD series of professional microphones should prove fine enough to satisfy the most discriminating ear. Strict attention to quality and research into a wide range of varying acoustic needs and environments have allowed us to produce a line of microphones tailored to every kind or circumstance. The series offers a choice between unidirectional and omnidirectional microphones, and for outside use all are equipped with windscreens and offer a high resistance to shock, noise

and fumes. To minimize unwanted noise, breath and pop filters are provided on all models, and the mics are all adaptable either for hand-held use or use on a mic stand. And behind all this is Toa's assurance of quality - the guarantee of crystal clear sound, wherever you are.



TOA ELECTRONICS LTD.,
Castle Street, Ongar, Essex.
Tel: (0277) 364333
Telex: 995554

Please send me your Professional Microphone Catalogue

Name _____

Address _____

ITA is probably the only major pro-audio dealer in the U.K. that boasts a specialisation in tape recorders. Foremost of all tape recorders we can offer the professional is the Otari range.

We have been supplying Otari recording equipment to the major recording studios and broadcasting organisations throughout the world for over twelve years.

And, when you buy Otari from ITA, you'll enjoy a unique after-sales maintenance and service programme that is every bit as

reliable as the equipment we supply.

Call into our new West London showroom and you'll find a wide range of equipment on working demonstrations, or we'll be happy to demonstrate the larger machines in the working environment of your own Studios.

For more information on any Otari products contact Mick Boggis at ITA, 1 Felgate Mews, Studland Street, London W6 9JT. Telephone: 01-748 9009 (Telex: 21879).

INDUSTRIAL TAPE APPLICATIONS
PROFESSIONAL PRODUCTS DIVISION



REMEMBER. ITA FOR OTARI.



B2-II: 1/4" 2tk.

THE OTARI 5050 RANGE.

The well-proven MX5050 range of low-cost professional recorders now consists of five machines, from 1/4" 2-track to 1/2" 8-track.

All models share the same high standards of design and construction in both the electronics and the tape transport. Full alignment can be made with the absolute minimum of fuss and serviceability generally is excellent as a modular approach is followed extensively.

The performance figures for the 5050 range better those of some established recorders costing many times the price.

These are robust and hard-working recorders at a sensible price that will give long and reliable service to the serious user.



MkIII-4: 1/2" 4tk.



BQ-II: 1/4" 4tk.




MkIII-8: 1/2" 8tk.



MkIII-2: 1/4" 2tk.

..... tried, trusted, TRIDENT



For the committed professional there is one word that represents the highest standards in studio hardware – Trident.

The Series 70/Series 80B consoles and TSR machine are production engineered to the quality you associate with Trident. Off the shelf or customized you've never been able to buy a Trident for less.

Using the TSR multitrack machine as the foundation of the system, Trident packages cover advanced recording for the producer's studio up to full industry standard.

The range consists of TSR 16 and 24 track machines, supplied with remote controls and full auto locator at a price that foreign imports can't match.

The Series 80B is a 32 input, 24 group/monitor console, and the Series 70 is a 28 input, 16 group 24 monitor console. Both desks are fitted with a fully professional patchbay, 4 echo returns with EQ, and have the facility to use the monitor section as further inputs on remix.

Your limit isn't 32 inputs, Trident's engineers will design you an individual 56 input console at a price which will impress your bank manager.

So don't mince words – say Trident.

Trident Audio Developments Ltd.

Shepperton Studio Centre Shepperton Middx. TW17 0QD, U.K.

Tel: Chertsey (09328) 60241. Telex: 88139282 (TRIMIX G)

Trident (U.S.A.) Inc. 652 Glenbrook Road, Stamford
Connecticut U.S.A. Tel: 203-357 8337



No matter which musical direction you're taking, ITA can put together a package system just right for you.

Take a trip to our West London showroom and you'll find a complete range of recording equipment – from sophisticated 24 track Otari MTR 90's right down to Fostex Multitrack recorders small enough to hold in the palm of your hand.

In fact, our product range is one of the


largest available anywhere. And when you buy from ITA, you'll enjoy our unique after-sales maintenance and service programme. So all you need worry about is the creativity.

If you'd like more information on our home recording deals contact Mick Boggis at ITA, 1 Felgate Mews, Studland St., London W6 9JT. Tel: 01-748 9009.

INDUSTRIAL TAPE APPLICATIONS
PROFESSIONAL PRODUCTS DIVISION



**PACKAGE DEALS FOR
PEOPLE GOING PLACES.**



FOSTEX B-16 AND SOUNDTRACS 16-8-2 MIXER

The amazing 1/2" 16-track B-16 is unquestionably the best-engineered product yet from Fostex. As with other Fostex recorders, the application of Dolby C ensures that the narrow track format really can produce very high quality results.

We unreservedly recommend the Soundtracs 16-8-2 mixer to go with the B-16. This excellent little British-made unit offers tremendous flexibility in operation, is solidly-built and has features not even found on mixers of the same format selling for 3 times as much.

Special Package Price: £4,450.

**TASCAM 38 WITH ITAM NOISE REDUCTION
AND P.E.P. 1200 MIXER**

A nice mid-range system for the serious songwriter and smaller demo studios.

When the Tascam 38 was introduced last year it set new standards in cost-effectiveness. Combined with the Itam DB30/B simultaneous noise reduction, excellent results can be obtained.

The PEP 1200 is a budget 10/4 mixer with a tremendous range of facilities for the price. Full 8-track monitoring and metering are fitted, there are 2 aux. sends and 4-band eq. on each channel.

Special price – £2,350 (also available without noise reduction: £2,100.)




FOSTEX A-8 WITH 350/3060 MIXER

Many home recordists prefer to stick to equipment from one manufacturer. Fostex cater for this by having a range that covers a lot more than just recorder and mixer; there are all kinds of outboard effects too. We're offering the most popular items in the Fostex range as a special offer.

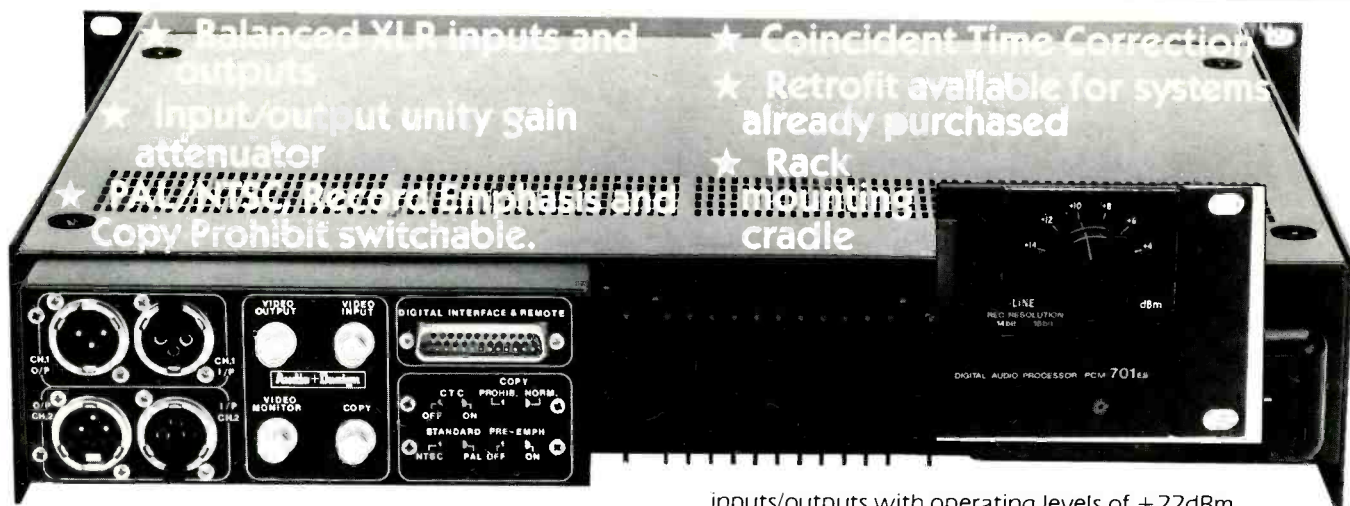
The Fostex A-8 is still the world's smallest 8-track, but many users consider its performance at least the equal of some 1/2" systems. Combined with the 350 mixer/3060 meter bridge combination, as Fostex intended, a very compact, neat, yet powerful system is the result.

Special price – £1,425.



Audio + Design

Digital PCM 701 ES Professional



★ Balanced XLR inputs and outputs
 ★ Input/output unity gain attenuator
 ★ PAL/NTSC Record Emphasis and Copy Prohibit switchable.

★ Coincident Time Correction
 ★ Retrofit available for systems already purchased
 ★ Rack mounting cradle

The Audio + Design Pro 701 digital processor is a professionalised version of the new Sony PCM 701 ES 16-bit digital processor. The converted unit offers electronically balanced XLR

inputs/outputs with operating levels of +22dBm. Incorporated into the Pro 701 is the A+D patented Coincident Time Correction circuitry (CTC) which will provide a coincident output when recordings are accessed digitally.

Audio + Design
 The Hit Sound in Audio Science

Audio + Design (Recording) Ltd.
 Unit 3, Horseshoe Park,
 Pangbourne, Reading,
 RG8 7JW, England.
 Tel: Reading (0734) 861088
 Telex: 848722 ADR UK

Audio + Design Calrec, Inc.,
 PO Box 786, Bremerton,
 WA 98310, USA
 Tel: (206) 275 5009
 Telex: 152426 ADR USA

Stellavox SP 8 Recorder

The lightweight portable with heavyweight features.*

- * 4.9 kg Total operational weight.
- * EBU/SMPTE Time-code generator version available.
- * Universal option includes mono neo-pilot compatible, mono synchronone and stereo synchronone.
- * Optional plug-in 50/60 Hz synchronizer.
- * Very low power consumption (90-110 mA).
- * 6 Simultaneous inputs: 2 x mike; 2 x variable line; 2 x fixed line.
- * Passive big reel adaptor allows up to 12" spools to be used, including NAB.

SWITZERLAND © **STELLAVOX** 2068 Hauterive-Ne, Switzerland. Tel: 038 33 42 33. Telex: 35 380.

UK Distributors: FUTURE FILM DEVELOPMENTS, 114 Wardour Street, London W1V 3LP, England. Tel: 01-434 3344 & 01-437 1892. Telex: 21624 ALOFFDG. Cables: Allotrope-London W1.

WITH 40 YEARS' EXPERIENCE IN THE DESIGN AND MANUFACTURE OF SEVERAL HUNDRED THOUSAND TRANSFORMERS WE CAN SUPPLY:

AUDIO FREQUENCY TRANSFORMERS OF EVERY TYPE

YOU NAME IT! WE MAKE IT!

OUR RANGE INCLUDES

Microphone transformers (all types), Microphone Splitter/Combiner transformers. Input and Output transformers. Direct Injection transformers for Guitars, Multi-Secondary output transformers, Bridging transformers, Line transformers, Line transformers to G.P.O. Isolating Test Specification, Tapped impedance matching transformers, Gramophone Pickup transformers, Audio Mixing Desk transformers (all types), Miniature transformers, Microminiature transformers for PCB mounting, Experimental transformers, Ultra low frequency transformers, Ultra linear and other transformers for Valve Amplifiers up to 500 watts, Inductive Loop Transformers, Smoothing Chokes, Filter inductors, Amplifier to 100 volt line transformers (from a few watts up to 1000 watts), 100 volt line transformers to speakers, Speaker matching transformers (all powers), Column Loudspeaker transformers up to 300 watts or more.

We can design for RECORDING QUALITY, STUDIO QUALITY, HI-FI QUALITY OR P.A. QUALITY. OUR PRICES ARE HIGHLY COMPETITIVE AND WE SUPPLY LARGE OR SMALL QUANTITIES AND EVEN SINGLE TRANSFORMERS. Many standard types are in stock and normal dispatch times are short and sensible.

OUR CLIENTS COVER A LARGE NUMBER OF BROADCASTING AUTHORITIES, MIXING DESK MANUFACTURERS, RECORDING STUDIOS, HI-FI ENTHUSIASTS, BAND GROUPS AND PUBLIC ADDRESS FIRMS. Export is a speciality and we have overseas clients in the COMMONWEALTH, E.E.C., U.S.A., MIDDLE EAST, etc.

Send for our questionnaire which, when completed enables us to post quotation by return.

SOWTER TRANSFORMERS

Manufacturers and Designers

E. A. SOWTER LTD. (Established 1941), Reg. No. England 303990

The Boat Yard, Cullingham Road, Ipswich IP1 2EG, Suffolk. P.O. Box 36, Ipswich IP1 2EL, England.

Phone: 0473 52794 & 0473 219390. Telex: 987703G

Whether you need one copy or two thousand you'll find Otari have everything you need.

Available exclusively from ITA, Otari are the world's brand leaders in high speed tape duplicators as well as manufacturing some of the best professional sound equipment.

The Otari range of duplicators has been expanded to include the new models featured.

The DP4050-OCF Reel-To-Cassette Duplicator and the DP2700 automatic Cassette Loader are still available.

Details of loop-bin duplicating systems and video tape loading equipment are also available on request.

ITA have supplied major recording studios

and broadcasting organizations throughout the world with sound recording equipment for over twelve years.

And, at ITA, we realise that our involvement doesn't end with the installation of the product. In fact it's just the start.

Which is why we've devised an after-sales maintenance and service programme that's every bit as reliable as the equipment we supply.

If you'd like more information on the Otari range of professional recording equipment, then do not hesitate to contact Mick Boggis at ITA, 1 Felgate Mews, Studland St., London, W6 9JT. Tel: 01-748 9009 Telex: 21879.


INDUSTRIAL TAPE APPLICATIONS
PROFESSIONAL PRODUCTS DIVISION



ITA FOR OTARI DUPLICATORS.

DP 4050 C2

The C2 is a cassette-master copier running at 8x speed, providing simultaneous copying of both sets of stereo programme material. Two slave positions produce 2 C60 cassettes in under 4 minutes. Up to 3 DP4050-Z3 units can be added, giving a total of 11 slaves.




The C2 is a cassette-master copier running at 8x speed, providing simultaneous copying of both sets of stereo programme material. Two slave positions produce 2 C60 cassettes in under 4 minutes. Up to 3 DP4050-Z3 units can be added, giving a total of 11 slaves.

DP 4050 C2

DP 4050 OM

A brand new product, the OM is a high-quality, dual-capstan reel-to-reel transport running at 8x speed (30 or 60 ips). It can drive up to 6 Z3 slave units and can bias chrome tape. A duplication system based on this master transport is capable of the finest in-cassette copying quality possible.



A brand new product, the OM is a high-quality, dual-capstan reel-to-reel transport running at 8x speed (30 or 60 ips). It can drive up to 6 Z3 slave units and can bias chrome tape. A duplication system based on this master transport is capable of the finest in-cassette copying quality possible.

DP 4050 OM

DP 4050 C1

Another brand-new product, this is a high quality low-cost 8x speed copier with one slave position only. However, it can be expanded with Z3 units up to a total of 3, or 6 if the OM reel-master transport is interfaced as a buffer. The slave position can also record from the OM master.



Another brand-new product, this is a high quality low-cost 8x speed copier with one slave position only. However, it can be expanded with Z3 units up to a total of 3, or 6 if the OM reel-master transport is interfaced as a buffer. The slave position can also record from the OM master.

DP 4050 C1

ITA FOR OTARI DUPLICATORS.

One thing that always leads to another.

PSIONICS - MISSING LINK

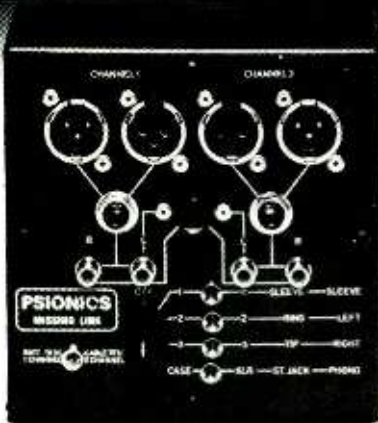
The Missing Link could be described as very, very useful.

It could also be described as a dual channel switchable patching system with cable test facility and compatibility between XLR, Stereo Jack, Phono (RCA) and DIN connectors - in either one or two channel modes.

The first description, however, is just as accurate.

The very, very useful Psionics Missing Link is now available from sole distributors Kelsey Acoustics Ltd.

For further details, please contact Richard Vickers on 01-727 1046/01-727 0780.



XLR CONNECTORS

Line Female A3F.....	£1.76	Chassis Female D3F.....	£1.88
Line Male A3M.....	£1.48	Chassis Male D3M.....	£1.34

4, 5, 6 & 7 pin versions, audio adaptors, Jackplugs & Sockets, Tiny Telephone Jackfields and Patchcords in stock.



NEUTRIK XLR CONNECTORS

Line Female NC 3FC.....	£1.52	Chassis Female NC 3FP.....	£1.82
Line Male NC 3MC.....	£1.31	Chassis Male NC 3MP.....	£0.96

P.C.B., Latchless, 4 & 5 pin, Black versions & Adaptors in stock.



NEUTRIK LNE SERIES

LINE FEMALE NC NLE F.C.....	£2.46	LINE MALE NC LNE M.C.....	£2.29
CHASSIS FEMALE NC LINE F.P.....	£2.54	CHASSIS MALE NC LNE M.P.....	£1.77

BELCLERE AUDIO TRANSFORMERS

EN6422 Ratio 1 + 1:2 + 2 freq. 40Hz-35KHz Pri 150/600Ω sec 600/2.4K.....	£4.55
EN6423 Ratio 1 + 1:6.45 + 6.45 freq. 40Hz-25KHz Pri 150/600Ω sec 6.25/25K.....	£4.55
SKT723 MuMetal Screening Can 39dB reduction 50Hz ext. field.....	£1.50

EDAC MULTIPIN CONNECTORS (Varelco Equiv.)

20, 38, 56, 90 & 120 pin versions, metal covers, crimp, solder or wirewrap pins.



ElectroVoice MICROPHONES & SPEAKERS



YAMAHA PROFESSIONAL RANGE

Multicore & mic cable, D.I. Boxes, Mic Splitters, Multicore systems, mic stands, gaffa tape, cable glands, metalwork, tools etc

Trade enquiries welcome; quantity discounts available. All prices subject to V.A.T. Min. order value £10 + £2.00 p&p. Access, American Express, Barclaycard accepted.




KELSEY ACOUSTICS LTD

28 POWIS TERRACE, LONDON W11 1JH
01-727 1046/0780



JUST THE THING FOR YOUR B16!

(or M79, Ampex 1100, A80, MCIJH16 and many more)




The I-CON 16S is one of a new family of intelligent controllers for audio tape and video which includes not only all the autolocate functions of the CM50 but also a choice of 16 or 24 track select keys with a serial data link to the tape deck (we provide the decoder). The 'S' suffix means that the I-CON may also be equipped as a simple synchroniser for some tape machines (including the B16 and Tascam 58).

Call us now to find how we can take care of your tape machine whether it be a brand new B16 or an ageing M79!

Applied Microsystems

Town Mill, Bagshot Road,
Chobham, Woking, Surrey
GU24 8BZ
Tel. Chobham (09905) 6267
Telex 8952022 CTYTEL



THE MORE-AFFORDABLE 948.

From the makers of the world's finest broadcast turntables comes the EMT 948, a direct drive unit that embodies the proven circuitry and reliability of the EMT 950 in a compact format.

Featuring almost instant start (0.02 secs), stop and reverse cue; motor-driven tone-arm lift and

integral amplifiers, the EMT 948 has a new shock-absorbing system and pick-up illumination.

Available for use with a standard 47k-ohm cartridge, the EMT 948 is an integrated system ready to drop straight into a desk-top. The EMT 948 brings excellence within greater affordability.

For further information contact F.W.O. Bauch Limited.



EMT FRANZ GmbH


Postfach 1520, D-7630 Lahr, Tel. 07825-1011, Telex. 754319, Franz D

F.W.O. Bauch Limited

49 Theobald Street, Boreham Wood, Hertfordshire WD6 4RZ
Telephone 01-953 0091, Telex 27502

Rebis RA200 Series

The N°1 Gate



The N°1 System

Get the full facts on the most creative modular system in the world.

Rebis Audio Ltd., Kinver Street, Stourbridge, West Midlands, DY8 5AB, England.

Tel: 0384 71865. Telex: 335494.

Australia; Audio Mix Systems, Sydney 371-9009. Belgium; S.E.D., Bruxelles 522-7064. Canada; Heint Electronics Inc., Ontario 495-0688. Denmark; Kinovox APS, Lyngø 18 76 17. Finland; Studiotec, Helsinki 90 556 252. France; Lazare Electronics, Paris 8786210. Germany; Thum & Mahr Audio, Leverkusen 2173-41003. Hausmann Concert Electronic, Berlin 4336097. Studioteknik Jurgen Klever, Hamburg 6901044. Greece; P.D.R. (Recording Services) O.E., Athens 6820689. Hong Kong & China; Audio Consultants Co. Ltd., Kowloon 3-7125251. India; Kapco Sound, New Delhi 43718. Israel; More Productions B.P. Ltd., Tel-Aviv 62009. Italy; Startek, Bologna 23 30 34. Jamaica; Audioion Systems Ltd., Kingston 926-2569. Japan; Hibino Electro Sound Inc., Tokyo 864-4961. Netherlands; Special Audio Products B.V., Amsterdam 797055. South Africa; Tru-Fi Electronics, Johannesburg 838 4938. Spain; Mike Llewellyn Jones, Madrid 445-1301. Sweden; Tal & Ton, Gothenberg 803620. U.S.A.; Klark-Teknik Electronics Inc., Farmingdale, N.Y. 249-3660.



WHY CHANGE A WINNER?

Now, a new generation of cartridge machines is available from ITC: the Delta Series. It represents a major advance in practical technology for the studio, and it took time to develop. Because significant breakthroughs don't happen overnight, especially when they have to supersede such a well-proven and dependable workhorse as the Premium Series.

So the Delta Series had to be something special. And it is. The culmination of extensive and intensive research and development over the past few years, the Delta Series is an electronically and mechanically superior range of machines – more compact, with improved performance, incorporating a host of new operating features, and realistically priced!

Of modular construction, Delta Series units are easy and convenient to align and service. Sound quality is optimum,



with minimal flutter and smooth frequency. New features include: a microprocessor-controlled digital cue tone detector; a positive cartridge guide system; high-speed cue as standard; high-accuracy crystal-referenced servo capstan motor drive with a ceramic shaft; new low noise amplifier design; space saving fit three compact Delta Series into a 19" rack.

The Delta Series has been rigorously tried-and-tested in the field with outstanding results; for more information, just write or 'phone.

ITC. Sound quality.



International Tapetronics Corp.,
2425 South Main Street,
Loomington,
Illinois 61701, USA

F.W.O. Bauch Limited

49 Theobald Street, Boreham Wood, Hertfordshire WD6 4RZ
Telephone 01-953 0091, Telex 27502

Schlumberger's

Know-how

Turnkey installations (studios - broadcasting centres)

Equipment for :

- studios
- O.B. Vans
- professional sound
- broadcasting
- television
- etc...

- *Switching grid matrices*
 - *Talkback systems*
 - *Master F 462*
tape recorders
 - *F 500 tape recorders*
 - *UPS 5000 sound*
mixing desks
 - *UPS 6000 sound*
mixing consoles

ENERTEC

Schlumberger

ENERTEC DEPARTEMENT AUDIO-PROFESSIONNEL
1 rue Nieuport B.P. 54


78140 Velizy-Villacoublay Cedex France

TEL. (3) 946.96.50 TELEX ENERSON 697430 F

U.K. REPRESENTATIVES : CROW OF READING LTD. P.O. Box 36 - READING RG1 2NB - Berkshire - Tél (0734) 59.50.25 - Tx 847056



NEUMANN CONDENSER MICROPHONES



It is essential that microphones used for digital recording be capable of covering a dynamic range of at least 96 dB, since this is the range between the quantizing noise of a 16-bit system and its clipping level. Neumann condenser microphones have always provided 110 dB – some as high as 129 dB (r.e. IEC 179) – but this is only one of their many advantages. There is no doubt that your digital recordings will continue to have their best chance at success if they are made using Neumann microphones. We'll be glad to send you our catalog 12C.

AUDIO EXPORT GEORG NEUMANN & CO GMBH
Badstraße 14 · Postfach 1180 · D-7100 Heilbronn · Tel. (0 71 31) 3 22 75
Telex 7-28 558 audex d · Cables Audioexport

GOTHAM
AUDIO CORPORATION

741 Washington St. New York, NY 10014
(212) 741-7471
West Coast Sales Office
(213) 841-1171

F.W.O. Bauch Limited

49 Theobald Street, Boreham Wood, Hertfordshire WC3 4RZ
Telephone 01-953 0091, Telex 27502

Artists may have off days, but an IAC studio is a guaranteed performer.

Supplied on a full 'Turnkey' responsibility basis, our recording and broadcasting studios come complete with **guaranteed** acoustic performance. And space saving, modular construction means rapid delivery and easy installation.

Acoustic performance is designed to meet current BBC and IBA specifications. IAC studios offer reverberation times of 0.2 sec to 0.1 sec in audio range and acoustic and structural isolation of 37dB to 93dB through the octave bands.

Based on our 30 years'



experience in worldwide acoustics we can supply a wide range of accessories including silenced ventilation and air conditioning systems to keep levels down to NC15 or lower.

Finally, to make an IAC studio a real home-from-home, we offer a selection of

finishing options to ensure a relaxed, visually pleasing, acoustically right environment. **The rest is up to you!**



"Total Service in Noise Control Engineering"
Industrial Acoustics Company

Walton House, Central Trading Estate, Staines, Middlesex TW18 4XB. Phone: 0784 56251 Telex: 22518.
1160 Commerce Avenue, Bronx, New York 10462. Phone: 212-931-8000 Telex: 12-5880
Garden Grove, CA 92643, 10971 Garden Grove Blvd. Phone: 714-636-5440
4055 Niederkruchten (Dusseldorf) Germany. Phone: 02163-8431, 8432 Telex: 852261



Nady produce high dynamic radio equipment for handheld microphones, instrument pick-ups and communications.

UK Distribution Rental and Service



Hardware House

New Address: West Works, Chalgrove Road, London E9 6PB. 01-986 6111

turnkey mix

May 1984

Otari launch 16 on one inch at AES

There was speculation before last months show in Paris. A low cost 24 track was top of the list. The surprise was, a very top of the market, sixteen on one.


Features of this new machine include a microprocessor controlled transport, superb audio electronics, foolproof function interlock and simple SMPTE interface.

More specifically, there are features that reflect engineering from much larger machines. a three speed transport, with bi-directional wind, external speed control and spot erase.

Audio circuitry comes with active balanced line input/output, phase compensation and high speed master bias adjust.

The recorder is intended for demanding post production - in terms of both performance and affordability.

Not yet available, but we have provisional specifications for your reference. Price is expected to be around £10000



Industry updates to Otari from Turnkey

The past year has seen a great number of professionals move on from European or American equipment to the remarkable MTR 90 from Otari.

In many cases, where the move to digital is too early, established names in the studio industry such as **Wessex** and the **Barge** have chosen the advanced features and proven reliability of the MTR90. **Trident** bought their second Otari from Turnkey soon after the first, once they compared it's superior facilities and quality to their existing machines. **Livingston Studios** are about to

do the same thing.

Even in the equipment rental field, both **Multitrack Hire** and **Brittania Row** have chosen Otari from Turnkey. Putting a 24 track on the road is probably the toughest trial a precision machine can go through. The Otaris perform consistently.

It has also been a year when the truly independants, the top producers and artists, have invested in the new Otari. **Genetic, Paddy Kingsland, Madness, Ian Stanley and Ian Anderson** to name but a few.

But perhaps the most rapid developments have been in the

audio/video sweetening fields. Facilities like **Complete Video** and **Silk Sound** have chosen Otari from Turnkey. Satisfying the need for precision audio circuitry and tape handling, that keeps pace with the VTR's.

Throughout the recording industry the Otari MTR90 is being recognised as the obvious choice of mastering multitrack.

We offer a complete service of supply and backup on all the latest Otari stereo and multitrack products.

Call Garry Robson to find out more about upgrading to a new Otari from Turnkey.

CALL TURNKEY FOR FULL INFORMATION AND PRICES ON ALL PROFESSIONAL AUDIO PRODUCTS. COMPLETE 44 PAGE CATALOGUE IS AVAILABLE ON REQUEST WE CAN HELP YOU TO FIND AND ARRANGE FINANCE. INSTANT CREDIT OF UP TO £1000 IS AVAILABLE TO PERSONAL CALLERS ONLY IF YOU HAVE A VALID CREDIT CARD.

Why Turnkey is first for all Soundcraft Systems and Packages

Widest experience We began selling Soundcraft about the time they moved on from PA to major recording consoles. In that time we have supplied and installed every model of console for applications and locations as wide ranging as a castle in Scotland, through major music studios and to PA in the middle east.

Complete design service We can build studios right from the ground up. Turnkey Two specialises in international standard acoustics for both studio and control rooms. And our wiring team has long experience of every type of installation. We

can see every manner of project through to final commissioning.

Best prices Our systems or package price reflects how we buy more Soundcraft than any other dealer in the world. When you buy a complete studio, your savings can be even greater.

Broadest selection As well as stocking the major processor and accessory lines in Britain, we also offer several exclusive imported products. Our aim is satisfy every studio need.

Factory trained personnel It is in our interest as well as that of our valued customers to ensure

fast backup service should any problems that may arise. Our technical department's response is both prompt and effective.

All effort to get you started As a credit licence holder, we can help to find and arrange finance for your purchase. If you are upgrading we may be able to move your old equipment on for you.

In every way we are the experts at supplying, installing and fully backing up Soundcraft.

Call Andrew Stirling or Garry Robson about our range of studio supply services. Nobody knows Soundcraft better.



Fastest Tascams now on sale

The TEAC Fifty series transport is exceptionally rugged and designed to shuttle tape at high speed. All three motors are linked to the microprocessor control SMPTE interface. It is built to keep pace with the most stringent demands of locking to video for sweetening.

Audio performance is most certainly Tascam's best yet, with direct coupled electronics, differential front end amplifiers and eight separate power supplies so as to attain peak performance from the circuitry. XLR style connectors are used throughout.

For a limited period, we are offering a massive **17% discount** on the official list price of these machines.

This is a unique opportunity to buy this new breed of half inch eight track, built for the most demanding uses.

Call Garry Robson or Jon Ridell for more details.



Friendly Comparison


An active DI box costs more than a passive one - yet there are professional applications for both.

B.S.S.'s offering is the state of the art in signal matching. There's a very high impedance, low noise amplifier at the front end. There are no loading or bandwidth restrictions on the original signal. Output is balanced, on a standard XLR. Battery or phantom powering is possible. Switches select input level, ground lift, phase (for stereo use), and low

pass. B.S.S. is the choice when the highest signal integrity must be maintained at every level.

E.M.O.'s direct box is the very first accessory that Turnkey sold. It's extremely rugged and built in to an indestructible diecast box. (We have never had one back for service). Input and linking are on jacks, output on XLR with earth lift switching. Whilst it accepts all levels, we mainly recommend it for use in matching line or speaker signals directly to balanced microphone inputs.

Turnkey offers a wide range of audio signal matching products, including transformers, boosters and attenuators. Call us for any advice on the level.



Introducing the RSD 16-16-2. A brand new mate for the Fostex B16

It is remarkable how many mixer manufacturers have responded to the introduction of the Fostex B16. Each, in his own way has acknowledged how this tape machine provides sixteen tracks at a fraction of previous costs.

Our packages so far have included consoles from Allen & Heath, Soundtracs, SECK and Soundcraft.

Now RSD enters the field with a new mixer, built especially for the Fostex Recorder.

In the first place, it is unique amongst the budget range by providing sixteen output groups. These feature switchable line/

tape bargraph monitoring, and sends to a final mixdown pair.

Inputs are balanced with dual sweep equalisers, and a total of four auxiliary busses. An add-on block of inputs is available, and up to 32 inputs are possible with no complication.

Specs are of course excellent being in line with what current technology has to offer.

We are offering exclusive packages with the B16, at a special promotional price to launch this new product in the marketplace.

Call Jon Ridell or Garry Robson for full details.



Phantom mod for BSS is now available ex-stock.

TURNKEY CAN OFFER SPECIAL FINANCE FACILITIES FOR ALL PROFESSIONAL AUDIO PRODUCTS WHETHER PURCHASED FROM OURSELVES OR NOT. INSTANT CREDIT OF UP TO £1000 IS AVAILABLE TO PERSONAL CALLERS ONLY IF YOU HAVE A VALID CREDIT CARD.

Turnkey Two update leads to another

Windmill Lane Studios in Dublin cover the whole range of activities from basic music recording through to film and video overdub. In such a highly competitive market place, it is essential to maintain the highest international standards.

Not long ago, Andy Munro of Turnkey Two was called in to upgrade the monitoring system from the original JBL installation.

A custom built, three way system was specified, using Gauss

dual 400mm bass drivers, a 75mm, low distortion mid-dome and 15mm soft domed tweeters. Phase compensated electronics and active equalisation were used to ensure maximum phase integrity.

We now hear, that Windmill's sound success continues and that this month, they take delivery of an SSL 4000E series console.

Proving yet again how one successful upgrade always seems to lead to another.



Short Term Digital Recording

It is probably the most desirable effect in the studio today. The ability to capture a live sound, from a fraction to several seconds long, and store it in a digital memory. Then perform editing, manipulating or looping and hold ready for use. Using a remote switch or sync pulse, the sound is triggered into the mix.

That's just one of the features on the AMS, DMX Delay system. There are two channels of delay, with independent control of feedback on each channel, VCO, depth and speed. Pitch change facility can also be added. And all of course maintaining a full 18kHz bandwidth, low distortion and very silent operation.

The reason why DMX is so powerful and versatile is because it is microprocessor controlled and modular. This

delay system can be expanded and its facilities tailored to any particular applications.

Turnkey are South of England distributors for AMS, and of course we also supply the RMX 16 digital reverberation system. It maintains the lead as a British designed and built system that challenges other world class products with its accurate and authentic sound.

Call us for more information or to arrange for a demonstration.



360 presents the best acoustic instrument sounds in the world

Introducing a keyboard that doesn't synthesise its sounds - it duplicates real ones. Strings with the rich sound that only the best acoustic instruments have. In fact, a whole catalogue of studio recorded sounds, stored on digital memory chips. As real as the master tapes they're cut from.

The 360 Digital Keyboard is eight voice polyphonic, and holds up to thirty two instruments. You can even play two instruments at once - two under each key or divided by a player selected split point. There's also vibrato and pitch bend wheels, filtering and expression pedal.

The sound of the 360 Digital keyboard is unlike any other because full length notes are used - some as long as eight seconds. There is no looping, no audible transposition, no synthesized envelopes. Top West Coast musicians were called for the sessions, and the sound engineered under tightly controlled conditions.

You can choose sounds for the keyboard at the time of purchase - as many or as few as you want; it's always expandable and you can add at any time.

Call Dave Whittaker to find out more about the 360 digital keyboard. Arrange for a demonstration and judge the sound for yourself.



Budget pop to high end vocals, our latest top ten microphone review

From the hundreds to choose, there's just a handful that remain firm favourites amongst sound recording engineers.

These then are the top ten best sellers (in no particular order) from our wide range.

AKG C451 For well over a decade, this has been the studio condenser system to buy first. Interchangeable capsules for omni, cardioid, peaking and shotgun plus a wide range of mounting accessories.

Sennheiser MD421 It has been christened the black rogue. It breaks all the rules with a plastic case, shotgun tests, internal stand clamp and built in tone control - yet it remains a firm favourite for both vocal and instrument applications.

Shure SM57 A classic, popular vocal microphone that's rarely seen in its unbattered state. Cardioid pattern, or unidirectional as the Americans would have it.

Fostex 505 A very popular new microphone from the personal multitrack people. Unidirectional and with built in mesh windshield. Surprising value in quality dynamics.

AKG D80 It's that shape again, yet a proven winner from AKG. Originally intended as a vocal microphone for rock'n roll, it has found its way into many budget set ups as a good all rounder.

AKG D190 General purpose, rugged microphone featuring a sintered bronze windshield.

Neuman U87 The microphone that all others are compared to. Despite its high price tag, every studio knows the importance of owning the quality that this microphone offers.

AKG D222 An updated version of the original D202, two way dynamic. As with a crossover in loudspeakers, this arrangement ensures the highest quality possible in dynamic microphones. The transducers are acoustically suspended, there's a hum compensation coil and equalisation.


AKG D12E Normally seen with its distinctive shape stuck inside a kick drum, this is another of AKG's updated classics. The integral 'bass compartment' boosts low frequencies around 100Hz. A large diameter diaphragm accepts high levels of bass sound without distortion.

Shure SM58 Probably the most familiar shape in microphones. Its legendary performance has been refined over the years to the point where it is just as acceptable in the studio as it is on the road.

Full specifications on all the microphones are available on request.

In addition to extensive stocks of these models, we also keep other popular microphones in our warehouse. Any microphone from these manufacturers is available to special order.

We offer a comprehensive range of stands and mounting accessories. Also cables and in-line transformers.



Room for Success. Turnkey Two update Park Gate Studios

Whilst some studio projects seem to drag on for ever, there's the occasional one that demands extremely fast, organised, reaction.

When Park Gate studio, near Battle decide to go SSL, it was natural to bring the control room up to international standards at the same time.

Having won the contract Turnkey Two produced plans to refurbish the control room within the space of two weeks. To create extra space, the control

room wall had to be moved, and the original tape storeroom, was converted to a machine room.

Our experienced building team then completed the project in a remarkable three week feat of endurance.

STOP PRESS Turnkey Two has just signed the contract to refurbish Townhouse Three - the old Rampart studios, in Battersea.

Call Andy Munro at Turnkey Two to discuss control room and studio design.

Pioneer's Progress, beyond the studio

Apart from the major studio operations, there's a new way that music for film and advertising is being put together.

Ken Freeman is a composer, arranger, artist and producer. He is responsible for commercial soundtracks such as the prize winning BMW Graveyard and more recently for Flymo and the Hewlett Packard 'Touch' computer.

Four years ago, Ken was first in Britain to buy a Synclavier.

In the time since, he has applied his creativity to the potential of this computer based music system. Working essentially with Synclavier, Linn Drum and occasional keyboards, he has the flexibility to play with and manipulate the highest quality real and synthesised sounds. A few keystrokes can change an arrangement, an important tool in the art of matching the subtlety

of sound to picture.

There's the ability to create new effects, and accurately lock sound to picture. In his own words, the resulting musical sound is "between orchestration and Radiophonic".

Ken has the freedom to experiment on a major scale with new sounds and effects. And to "make mistakes without paying for them".

Till now, the basic sounds were multitracked on an eight track. Recently, Ken upgraded to a Fostex B16 from Turnkey, providing even greater flexibility and quality.

The music production system he has built works to produce soundtracks for the demanding visual media. As cable channels open up, there will be an ever growing market for efficiently produced music. "This is the way of the future".



Do you have a copy of our Fact File yet?

Based on our wide experience of private and commercial studio projects, we have prepared a unique file of information.

It contains facts, figures and comment, covering all aspects of establishing a successful 16/24 track operation.

In short, it is essential reading for anyone considering a major multitrack venture.

For your free copy, apply directly to Garry Robson.

Turnkey Service, backup for all recording equipment

Our workshop experience with leading brands of mixers and recorders has grown from the humblest of four tracks to the most advanced microprocessor controlled twenty four tracks.

We hold extensive documentation on all the leading makes

We are pleased to perform a routine line-up on portable equipment or arrange to call out an engineer for any major work.

And of course, our studio installation team is also ready to undertake projects of any size.



As our engineers specialise in different products, it is important to specify the product that needs attention to our receptionist.

We can arrange local London delivery and collection for a small charge. Urgent matters can often be settled very quickly.

Service on any professional audio product is just a phone call away.

Now you can call Turnkey for all of your service and maintenance requirements.



turnkey

Prices shown are exclusive of VAT and delivery charges. Please call us for a firm and final price. Prices on any pro-audio product or a copy of our 44 page catalogue are available on your request Turnkey. Brent View Road, LONDON NW9 7EL Telephone: 01 202 4366 Telex 25769, TKBANG



The Quiet Powerhouse

We're talking about noise, not volume.

True, the main purpose of any high-power amplifier is to pump out high-power sound, and in this respect the Yamaha PC2002M is up there with the best of them. But any amount of volume won't help if the sound reproduction is poor, prone to hum and noise, or just plain distorted.

And that's where the design of the Yamaha PC Series scores. For a start, we've used two large-area, side-mounted heat sinks, diffusing excess heat throughout the whole structure, doing away with noisy and potentially unreliable motor-driven cooling fans. And the excellent thermal dispersion is backed up by newly designed protection circuitry which senses the unlikely onset of thermal stress, as well as protecting against DC offset and excessive peak power levels.

Moreover, the PC circuitry is designed for barely measurable

distortion — less than 0.05% THD at its conservatively rated full output of 240W + 240W into 8 ohms. A flick of a rear-panel switch transforms the PC2002M into a 700W Mono amplifier ideal for parallel full-range systems and the like.

Add to all this a smooth, accurate frequency response (10Hz-50kHz), a slew rate of 60 Volts/microsecond even at maximum output, and the result is an amplifier that can power anything from broadcast and recording studio systems to Disco or Rock FA, with hum, noise or distortion definitely a thing of the past.

Sophisticated for the studio, reliable for the road, the PC2002M delivers totally faithful reproduction at the lowest or highest volume level. So if you could use 240W per channel of clean, quiet, stereo amplification you could certainly use a Yamaha PC power amplifier.

Because quality matters just as much as power.

 **YAMAHA**
MUSICAL INSTRUMENTS

● MOUNT AVENUE, BLETCHLEY, MILTON KEYNES, BUCKS, MK1 1JE
☎ (0908) 64020 24hr Ansaphone (0908) 649222

Please send me more information about Yamaha PC Series Power Amps.

Name _____

Address _____

Yamaha Musical Instruments, Mount Avenue, Bletchley, Milton Keynes, Bucks, MK1 1JE. Tel: (0908) 640202.
(24 hour Ansaphone: 0908 649222).

SS.6.84

Theatre Projects Sales exclusive UK distributor for BGW Power Amplifiers are pleased to announce....

the new BGW 8000 Professional Power Amplifier.



- First BGW amplifier to employ ultracase™ output transistors.
- Fail safe electronic speaker protection.
- New circuit design with massive heat sink modules for each channel.
- Front panel display with rectangular tri-color LED indicators for each channel.
- 2 ohm operation in PA systems with a music power output of more than 1 kilowatt.
- Large toroidal power transformer for low profile design, improved efficiency, and reduced stray fields.
- New quiet fan for studio operation.
- No fuses - circuit breaker protected.

SPECIFICATIONS:

Power Output:	400 watts into 4 ohms at 1kHz, 600 watts into 2 ohms at 1kHz
Frequency Response:	+0 - 3dB 10Hz - 110kHz (8 ohms/1 watt)
Intermodulation Distortion:	Less than .05% at rated output into 8 ohms
Hum & Noise:	110dB below rated output into 8 ohms A weighted
Slew Rate:	20 volts per microsecond
Slew Factor:	≥ 5.5
Damping Factor:	500 : 1
Input Impedance:	Greater than: 15k ohm in parallel with 240 pF.

Theatre Projects Sales 10-16 Mercer Street, London WC2H 9QE Tel: 01-240 5411 Telex: 27522

**THEATRE
PROJECTS**

STUDIO SPARES

16 Stucley Place Hawley Cræscen: Camden Town London NW1 6NS Acounts/Admin 485 4908 Orders 482 1692

PRODUCT PROFILE


Acoustic treatments Signal processors and E.Q. controls cannot correct poor studio acoustics. Acoustiles can!

The computer simulated profile pattern maximises efficiency at mid & high frequencies whilst the 135mm (5.4 inch) thickness absorbs low frequencies. Acoustiles provide a level of performance in excess of competitive products plus a 40% saving in cost.



D & R Europe's No. 1 effects units. State of the Art electronics at competitive prices. Reverb units - Disc pre-amps Noise gates - Compressors D.I. Boxes.

All units are individually mains powered saving expensive dedicated power supplies.



Studio Spares also maintains the U.K.'s largest stocks of Cables, leads, plugs, patch panels, tapes, cassettes and accessories.

Trade counter now opens 8am to 5.30pm
Phone for free 50 page fully illustrated catalogue

All orders processed within the hour

Camden Town Station 1 minute's Walk

Orders 01 482 1692 Administration 01 485 4908

BARCLAYCARD
VISA



STUDIO SPARES

BOX CLEVER



There are clever DDLs & clever pitch changers but none has survived and remained as popular as the DMX system. The completely modular nature has allowed optional hardware & software updating of these units for over 5 years now. Currently the DMX 15-80S, a programmable true stereo unit offering 18kHz bandwidth and 90dB dynamic range, can support up to 33 seconds of delay, two pitch changers and de-glitch module complete with the new digital sampling/editing LES software. And there is more to come. Box clever with clever A.M.S. Boxes.



England: Advanced Music Systems
Tel. (0282) 57011
Telex 63108 AMS G
Harris Sound
(Los Angeles)
For Nationwide Sales,
Rentals or Service
Tel. (800) 637-5000

U.S.A.

COMPUTER MUSIC STUDIOS

Sole importers and retailers of the **Alpha Syntauri** computer music system and the ever expanding **Voyetra 8 IBM** computer synthesiser system are pleased to announce two new dealerships to take them into the pro-audio market. Firstly with MXR, the full range of MXR pro rack mount, signal processors, along with the MXR drum computer and the incredible new **MXR fully programmable digital reverb system** at £1,500, and now in stock and on full demo, along with the new **Series 16 recording desks** from RSD.

All our demos are by appointment only in our fully equipped 8 track demo studio, which has been built entirely around the equipment we retail. This gives customers the opportunity to hear and try equipment in a full working environment with no hassle or hurry at times to suit your own schedule.

For more information contact Computer Music Studios on 221 0192 or write for details to 62 Blenheim Crescent, London, W11.

Computer Music Studios

Bringing you tomorrow's technology today

APRS 84

WED THURS FRI
JUNE 13 14 & 15

10.00 to 18.00 hours

10.00 to 18.00

INTERNATIONAL PROFESSIONAL RECORDING EQUIPMENT

EXHIBITION

KENSINGTON EXHIBITION CENTRE, KENSINGTON, LONDON

Alangrove	Canare Cables	Michael Stevens
Audio Techniques	Cable Technology	NFS Reverb
Audio-Music	Cunnings Recordings	Neve Electronics
Alice	Drawmer Marketing	NEAL
Allen & Heath	Dick James Music	Otari
Audio Developments	Dolby Labs.	Penny & Giles
Audio Video	EMO Systems	Philip Drake
Audio & Design	EDC Elkom Design	Playback Studio
Audio Media	Eardley Electronics	Pye TVT
Applied Microsystems	Elliott Bros	Pangbourne Musical
Auditronics	Feldon Audio	Professional Recording
Advanced Music	Formula Sound	Publison
Audio Systems	Fraser-Peacock	Roland
ACES	Film-Tech Electronics	Raindirk
Atlantex Music	Future Film	Rebis Audio
Amek Systems	Harman (Audio)	RE Instruments
Audio Kinetics	H.H. Electronics	Studio Sound
Agfa-Gevaert	Hayden Labs	Scenic Sounds
Audix	HHB Hire & Sales	Soundcraft
Ampex	HW International	Surrey Electronics
Audio Services	Hill Audio	Shuttlesound
AKG Acoustics	ITA	Swisstone
BASF	International Musician	Sony Broadcast
F.W.O. Bauch	Industrial Acoustics	Sonifex
Branch & Appleby	James Yorke	Sifam
Bestobell Protection	John Hornby Skewes	Solid State
Bel Marketing	Key Technology	Soundtracs
Beyer Dynamic	Klark-Teknik Research	Turnkey
Bruel & Kjaer	Keith Monks	Tannoy
C-Tape Developments	Kelsey Acoustics	TRAD
Calrec	Lennard Developments	Trident Audio
CBS Fender	Libra Electronics	Tandberg
Connectronics	Music Labs	Technical Projects
Clyde Electronics	Mosses & Mitchell	Tape Automation
Canford Audio	Marquee Electronics	Tweed
Cadac	Modutec	Tam
Capitol Magnetic	Midas	Uher Sales
Cetec	Mike Fraser	Webglow
Crow of Reading	Music Lab Hire	Zonal

Exhibitors
at
11.4.84

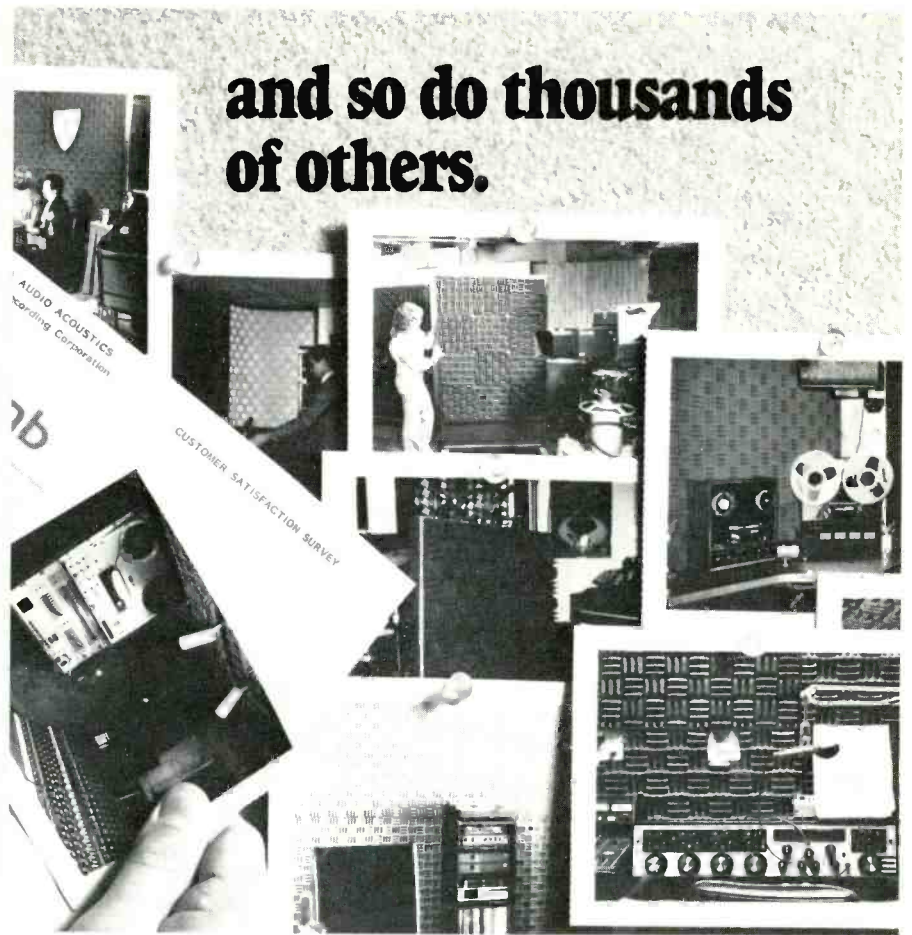
Tickets: APRS, 23 CHESTNUT AVENUE, CHORLEYWOOD WD3 4HA, ENGLAND

Rodney Kobayakawa uses SONEX a little differently...

Pictures do speak louder than words. When we asked our customers to show how they used SONEX, we weren't surprised to hear that it did the job. We knew this special acoustical foam — with its sculptured anechoic design — absorbs sound successfully. What really amazed us was the number of different applications they showed us. See (and hear) for yourself and write for their comments today. Wherever sound is the problem, SONEX is the solution.


SONEX is manufactured by Illbruck/usa and distributed exclusively to the pro sound industries by Alpha Audio.

Alpha Audio[®]
2049 West Broad Street
Richmond, Virginia 23220 (804) 358-3852



and so do thousands of others.

TAC MATCHLESS



AVAILABLE NOW
26 INPUTS, 24 OUTPUTS, 8 GROUP OUTPUTS,
STEREO OUTPUT
FOR ONLY £8,500

SIGMA SOUND SALES LTD.
Tel: (0602) 783306-701002

Unit 12
Bar Lane Industrial Estate
Basford
Nottingham

The incredible new industry standard in cost conscious multitrack consoles, featuring:-

- * Full 24 buss, 24 in-line monitor functions.
- * 8 auxiliary sends and 8 effects returns.
- * 8 audio subgroups with separate stereo buss.
- * 4 band advanced semi-parametric equaliser.
- * 2 independent mute groups.
- * Separate monitor mix and stereo busses.
- * Oscillator and talkback system.
- * LED metering with switchable VU/Peak ballistics.
- * +48V DC phantom power.
- * Matchless audio transparency and flawless musical equalisation.

ANNOUNCING THE NEW X-SERIES

HIGH PERFORMANCE POWER AMPLIFIERS

SIMPLY THE BEST...

WITH 5 YEAR WARRANTY

RELIABILITY
MOS-FET

We are proud to introduce the superb new 'second generation' MOS-FET professional power amplifiers – the X-Series. Innovated by Mike Harrison and his Research and Development team who produced the World's first commercial MOS-FET power amplifiers back in 1978, HIT are now moving well ahead with the X-Series – superior in every way, smaller size, lighter weight, improved performance, more features, a wider choice of models, even greater reliability and better looking.


But buying an X-Series is more than good looks, it's about hard competitive facts. We think when you have checked the X-Series features and seen the very competitive prices then you will agree – the X-Series are simply the best price/performance package in the market. Specifically designed for broadcast, recording, P.A., disco and industrial applications.

- X150 75 + 75 Watts stereo
150 Watts mono (1U)
- X200 100 + 100 Watts stereo
200 Watts mono (2U)
- X500 250 + 250 Watts stereo
500 Watts mono (3U)
- X800 400 + 400 Watts stereo
800 Watts mono (3U)
- X1200 600 + 600 Watts stereo
1200 Watts mono (4U)

UK Distributors –

- Scenic Sounds Equipment Ltd.,
97-99 Dean Street,
London W1V 5RA. 
01-734 2812
- Elliot Brothers,
9 Warren Street,
London W1.
01-380 0511
- Audio Services,
Studio House,
High Lane Village,
Near Stockport, Cheshire SK6 8AA.
06632 4244

Export Distributors –

- Expotus Ltd.,
95 Gray's Inn Road,
London WC1X 8TX. 
01-405 9665




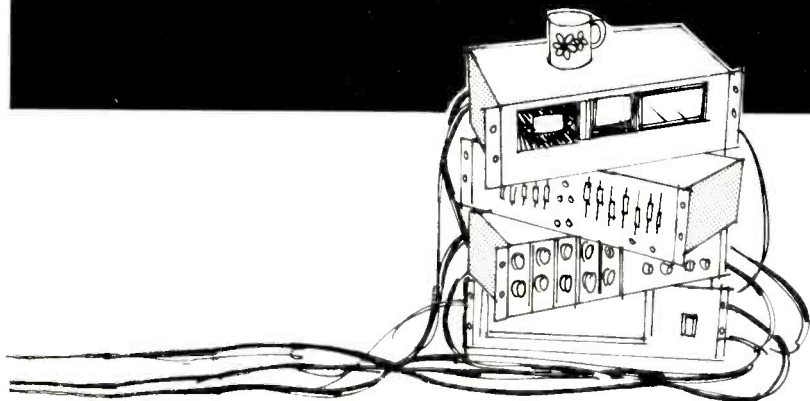
From

HIT

Harrison Information Technology

Unit 3, Button End, Harston Cambridge CB2 5NX Telephone 0223 871711

Do away with Messy Modules - STAK-RAK Them!



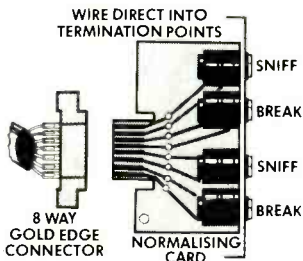
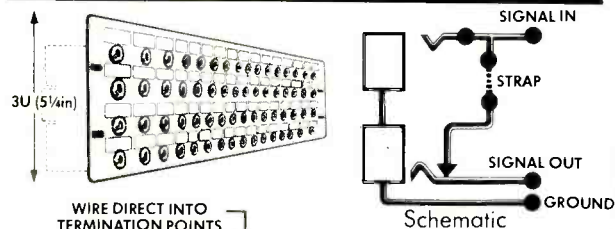
Stockists

London N1	Raper & Wayman	01-359 9342
London NW1	Music Lab Sales	01-388 5392
London NW9	Turnkey	01-202 4366
London NW10	HHB Hire & Sales	01-961 3295
London W6	I.T.A.	01-748 9009
Luton	Don Larking	0582 450066

Ken Jones, Creative Engineering.

135, Coles Green Road, London NW2 7HN Tel: 01-450 6993

64 WAY JACKFIELD



- * Rigid Gauge Steel Plate
- * Top Quality Nickel Switching Jack Sockets
- * Solder Direct or Edge Connect Rear (Saves £'s)
- * Unit x 19in Rack Space
- * 32 Pairs Normalised (snip links for separation)

£110 each INCLUSIVE OF VAT & POSTAGE

16 Packs Gold Edge Connectors (optional) ... £35 inc.

OPTION: Plain 64 way Panel of Jacks without Normalising Cards ... £64 inc.

- * 1/4in Top Quality Nickel Jacks
- * 2ft Rockflex (yellow, red, black or blue)
- * £14 per pack 4 cords (assorted or single colour)

TOUGH PATCHCORDS



PHONE
06632 4244
TELEX 665721 SOTA



State Of The Art PRO-AUDIO EQUIPMENT

STUDIO HOUSE, HIGH LANE, NR. STOCKPORT SK6 8AA.

APRS

COURSE FOR STUDIO ENGINEERS

THE 11th COURSE IN THE SERIES WILL
BE HELD SEPTEMBER 7-14, 1984,
UNIVERSITY OF SURREY

The Course includes lectures on each link in the chain of operations, Microphone to Finished Product, to record sound for:

Professional Recording Studios · Radio
Television · Video

using a large range of modern equipment assembled especially for this Course + workshops.

Prospectus from:

APRS
23 Chestnut Avenue,
Chorleywood, Herts., U.K.
Telephone: 0923 772907

SEE THE ULTIMATE PACKAGE
AT THE
D.L.A.S. OVER THE ROAD SHOW
AT
KENSINGTON
TOWN HALL

JUNE
13th, 14th,
15th



Soundtracs 16/8/16 Mixer / Soundcraft 16/1" Tape Machine / Bel BC3 Noise Reduction System

The combination of these three quality products represents the professional musician's ultimate package.

Features on the Soundtracs include sixteen monitors which can be used on remix, eight of which have equalisation and fader reverse. Phase reverse is, of course, available on all inputs, plus 16 track monitoring. Phantom power is standard.

Engineered and designed to the highest professional standards, the Soundcraft 16/1" tape machine comes with full remote control facilities and zero locator with cycle function. This machine runs at both 15 and 30 ips, and has extra sync outputs fitted as standard. The SCM 761 comes complete with a cue light output and is supplied with a foot punching switch.

The Bel BC3 noise reduction system was designed to be the ideal alternative to digital. A fully professional noise reduction unit for a fraction of the price. The modular BC3 is based around a slimline 16 channel, 19" rack mounting unit.

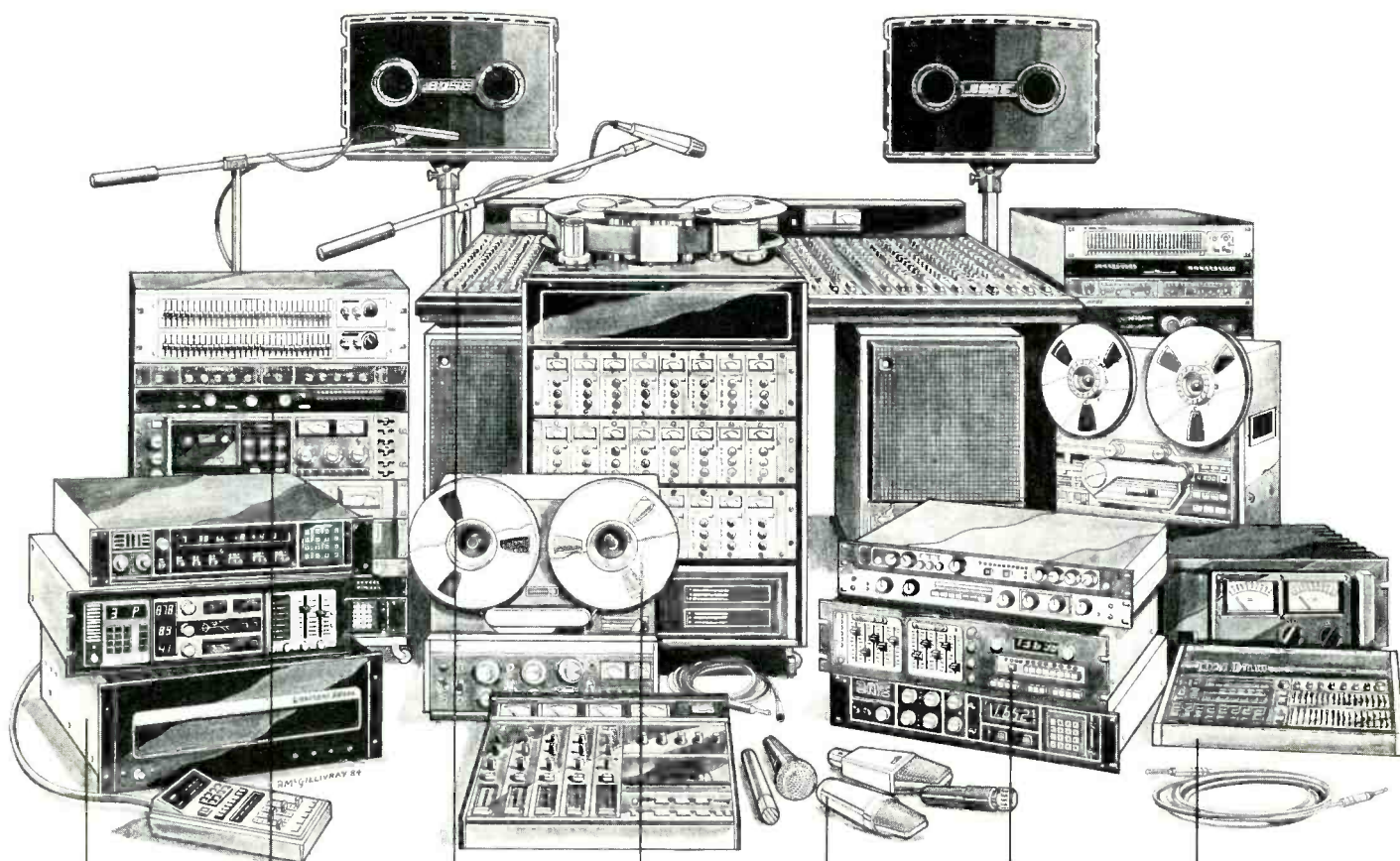
Come and try them out for yourself at Don Larking's demonstration studios, or phone us now and we'll give you all the details.

Don Larking
audio sales

29 Guildford Street, Luton, Beds. LU1 2NQ
 Tel: Luton (0582) 450066 Tlx: 825488

MUSIC LAB HIRE

The total hire service



Reverberation
by:-
AMS
Lexicon
Quantec
Masteroom
Ursa Major
Yamaha

Signal
Processing by:-
DBX
Drawmer
Klark Teknik
Dolby
MXR
Orban

Mixing Desks
by:-
Alice
Soundcraft
Teac/Tascam

Tape Machines
by:-
Revox
Studer
Teac/Tascam
Soundcraft
Uher

Microphones
by:-
AKG
Neumann
Sennheiser
Shure
Electro-Voice

Delay Lines
by:-
AMS
Korg
Delta Lab
Eventide
Lexicon
Roland

Drum Machines
by:-
Linn
MXR
Roland

Music Lab Hire offers today's most flexible professional hire service.
Whatever your audio requirements may be, from the most
advanced digital processor to the last minute
accessory, we can deliver ... 24 hours a day.


01-387 9356

24 HOUR STUDIO EQUIPMENT RENTAL

76 EVERS HOLT STREET, LONDON NW1 1BY TELEPHONE 01-387 9356

No frills quality and reliability? HH MOS-FETs are the answer.

- Thermal stability by design
- 0.02% Distortion at 390w
- XLR Connectors
- Rugged construction
- 100-400 watts per channel
- Balancing options available



Professional distributors:

Scenic Sounds Equipment Ltd.
97-99 Dean Street, London W1V 5RA.
Telephone: 01-734 2812/3/4/5.
Telex: 27 939 Scenic G.



or contact direct **H.H. Electronic**, Viking Way, Bar Hill, Cambridge CB3 8EL. Tel: (0954) 81140. Telex: 817515.

NEW PRODUCTS NEW PRODUCTS

Equipment, modifications, options, software

Calrec 'M' Series mini mixers

Calrec have announced a new series of mini mixers in a rack mount format which are available with between 8 and 16 channels. Designated the 'M' Series, each channel in the units has switchable mic/line inputs with 5 dB per step attenuator giving ranges of -70 dB to -10 dB on mic and -20 dB to +20 dB on line. All channels have 3-band equalisers with three switchable mid frequencies. In addition, there are 12 dB/oct HF and LF filters each of which has three selectable roll-off frequencies.

The output arrangements allow a stereo A/B output and an independent mono output which is switchable pre or post the main A/B faders and has separate mixing facilities of those signals to allow a completely independent mono output to be achieved in level and mix. Three high level inputs have been included and these may be used as tape returns or routed to the main mix as extra inputs. It is possible to configure these inputs as pannable mono or


ganged stereo.

Talkback facilities and condenser mic are included allowing routing to main output and aux sends, in addition to four external circuits. Non-locking PFL buttons are fitted as are a post fade listen locking facility. Metering is PPMs or VUs as specified. Compressor limiter modules are available to fit the frames.

Inputs are XLR-type while outputs are XLR and multiway connectors. There are a number of factory wired options such as insert points or separate outputs from channels. The units may be mains or battery powered and there is provision for phantom powering.

Calrec Audio Ltd,
Hangingroyd Lane, Hebden
Bridge, West Yorkshire HX7
7DD, UK. Tel: 0422 842159.
Telex: 51311.

USA: Audio & Design/Calrec
Inc., PO Box 786, Bremerton, WA
98310. Tel: (206) 275-5009. Telex:
152426.



Audio & Design digital PRO 701

New from Audio & Design is a 'professionalised' version of the Sony 701 16-bit digital processor, the PRO 701. The modified unit has XLR connectors and is fully balanced, with operating levels up to +22 dBm. It also incorporates ADR's coincident time correction circuitry which gives the channels a coincident output. Input level controls are replaced with a 12-position input/output unity gain switch that sets the operating level in 2 dB steps from +22 dBm down to -2 dBm.

Additional features include

switching for PAL/NTSC recording, CTC of course, record pre-emphasis and copy prohibit, as well as digital input/output facilities to interface with further ADR products or with optional interfaces for 1610 or EBU format.

Audio & Design (Recording) Ltd, North Street, Reading, Berks RG1 4DA, UK. Tel: 0734 53411. Telex: 848722.
USA: Audio & Design/Calrec Inc, PO Box 786, Bremerton, WA 98310. Tel: (206) 275-5009. Telex: 152426.



CRS stereo mixer

New from Central Recording Services, the CRS 6-2 stereo mixer is designed for maximum performance from dynamic or capacitor microphones, where relatively few inputs are required and where 'complex' facilities such as aux/echo sends and 3-band EQ are not involved. XLR transformerless inputs are provided with maximum gain of

76 dB and equivalent input noise of -128 dBm. Switchable phantom power is available, as is bass/treble EQ. Also on-board are LED-type PPM output meters, a variable LF filter and a 1 kHz line-up oscillator.

Central Recording Services,
17 Roy Close, Narborough,
Leicester LE9 5DN. Tel:
0533 866883.

Futterman OTL valve amps

Although successfully developed and patented by Julius Futterman in the 1950s, output transformerless (OTL) valve (tube) amplifiers have only recently become a commercial reality. This is partly due to the patent itself, which prevented other companies from pursuing the concept, and partly because solid-state circuits rapidly gained such a stronghold. Confident of the sonic benefits to be had from OTL valve technology, however, New York Audio Laboratories have continued refining the designs and now offer a range of models to suit various applications.

It has long been recognised that output transformers are the primary limiting factor in valve designs, but their use has conventionally been a necessary evil. Typical audio valves (eg EL34, KT88) operate at high voltage and high impedance, whereas loudspeakers require comparatively low voltages and present low impedance loads. Conventionally, the way around this is to employ a transformer to carry out the necessary impedance matching—to let the valve 'see' its optimum load and to provide the speaker with a good, low impedance drive.

High performance transformers are notoriously difficult to manufacture, however, because of the inductive properties inherent in their design. A kind of electrical inertia is produced which inhibits the performance, particularly at high frequencies. The larger the transformer the larger its inductive effect, so that good amplifiers above around 40 W are

generally rather thin on the ground. Typical problems are: impedance matching which varies with frequency; amplitude distortion, particularly at LF; phase shifting with accompanying distortion; poor transient response; and limited power bandwidth.

Various companies have, of course, refined the performance of output transformers, notably by adding special 'feedback' windings, but even the state-of-the-art designs suffer demonstrable performance failings. The only valves suitable for low impedance loads were intended for video applications, but Futterman adapted these for audio and refined his circuits over a period of some 25 years as new valves were released.

The input stage of the Futterman amplifier comprises a voltage amplifier directly coupled to a phase splitter which is itself AC coupled to the output stage. The latter consists of a number (four to six depending on the model) of output valves operating in push-pull and behaving as a large current source. The load is connected via an output capacitor.

There is still much faith pinned on the musical attributes of top-class valve designs with some studio circles and New York Audio Laboratories have produced an informative leaflet elaborating on the qualities of the Futterman designs.

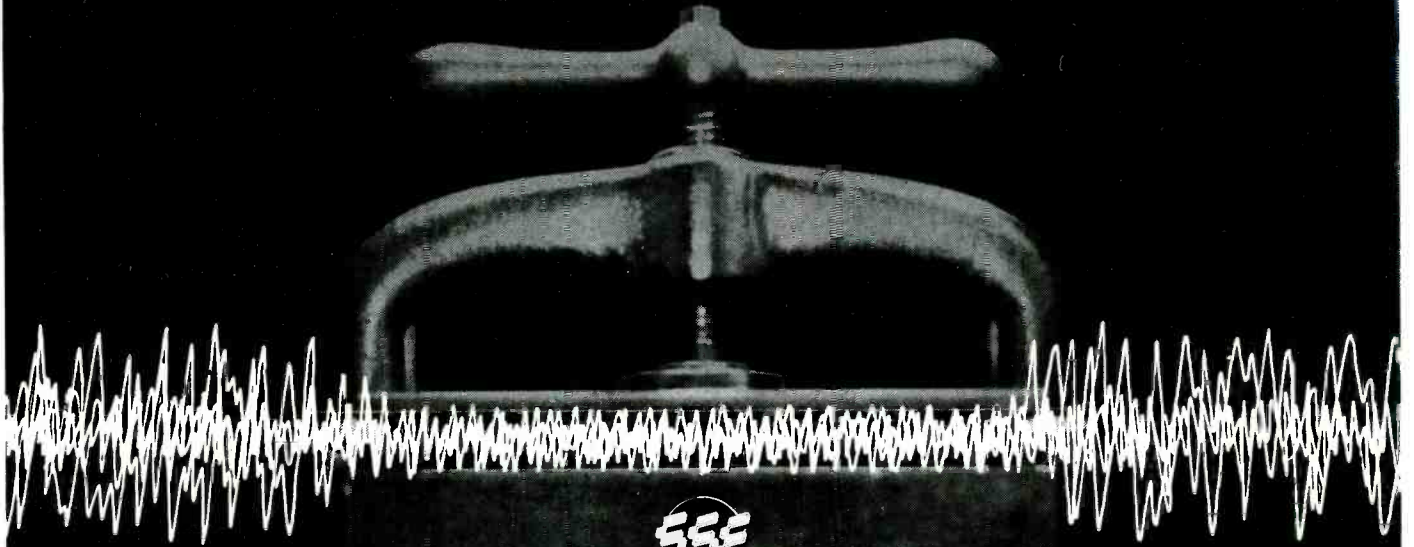
New York Audio Laboratories Inc, 33 North Riverside Avenue, Croton on Hudson, NY 10520, USA. Tel: (914) 271-5146.

Its never too late for noise reduction

Dynafex, from MICMIX, removes noise from existing programme. So if you have any noisy master material on carts, VTR, disc, cassette,

land line or tape Dynafex can offer up to 30dB of noise reduction without the compatibility problems of encode/decode systems.

dynafex



Scenic Sounds Equipment Limited

97-99 Dean Street, London W1V 5RA Telephone: 01-734 2812/3, 4/5 Telex: 27 939 SCENIC G

SCHOEPS **THE SUPREME** **CAPACITOR** **MICROPHONES**

- The Colette Range a modular system with a wide range of capsules and mountings
- The MTS 501 coincident stereo microphone
- Special Purpose Microphones for specific applications

for full details contact:




Scenic Sounds Equipment
97-99 Dean Street, London W1V 5RA.
Telephone 01-734 2812/3/4/5



NEW PRODUCTS

NEW PRODUCTS

Equipment, modifications, options, software .



Oberheim power amp

Oberheim Electronics have produced a new stereo power amplifier, the *Model 700*, for their professional range. Rated at 200 W RMS/channel into 8 Ω (350 W/4 Ω) for 0.1% THD across 20 Hz to 20 kHz, the amplifier can provide peaks of 250 W (440 W). Designed primarily for live keyboard and sound reinforcement applications, hum and noise are specified at 104 dB below the rated output.

The amplifier's power bandwidth extends from 10 Hz to 40 kHz and ruggedness tests have included driving the full output of

one channel into the input of the other! Almost any source and any load can be used without risking the amplifier itself. Since the amplifier uses no current limiter it can also drive highly reactive loads without distress. Front-mounted level controls are fitted.

Oberheim Electronics Inc,
2250 South Barrington
Avenue, Los Angeles, CA
90064, USA. Tel: (213)
473-6574.

UK: Atlantex Music Ltd, 1
Wallace Way, Hitchin, Herts SG4
0SE. Tel: 0462 31511. Telex:
826967.

Sunn amplification

New from Sunn is a dual-channel power amplifier, the *SPL 6800*. Features include electronic balanced inputs (or transformer coupling via an octal plug), switch selectable stereo or bridged mono operation, independent temperature control on each channel, DC crowbar output protection, detented level controls, and 5-way binding posts for the outputs duplicated by jack sockets. Power output is 275 W/channel into 8 Ω (600 W into 2 Ω) per channel or 800 W into 8 Ω (1200 W into 4 Ω) bridged. THD is quoted at <0.05% at 400 W into 4 Ω , input impedance 15 k Ω and sensitivity 1 V.

The 6800 uses a 'digitally controlled' sensing system to monitor errors due to clipping, shortened outputs, etc,

automatically reducing the signal until the fault is cleared. This condition is shown on a front panel indicator. No less than 32, 250 W power output devices are employed and the safe operating area of each is constantly checked. The use of so many devices apparently increases reliability, presumably because each is under-run. The bridging option is switched and octal accessory connectors allow the use of ancillaries such as transformers (as above), passive/active crossovers, subsonic filters, etc.

Sunn Musical Equipment Co,
Amburn Industrial Park,
Tualatin, OR 97062, USA.
Tel: (503) 638-6551.

Netherlands: Paws Sound
Service, Weteringstraat 46, 1017
SP Amsterdam. Tel: (020) 239501.

BGW power

Model 2125 is the first in a new range of equipment from BGW Systems. A single-channel power amplifier, it is housed in a 2 U, all steel chassis which is convection and conduction cooled. Featuring all-discrete circuitry, it uses BGW's latest low noise differential configuration at its front end with a rugged four-transistor output stage. Provision is made for a plug-in input transformer. The unit offers 110 W continuous into

8 Ω across the audio band and a maximum THD figure of 0.1% is quoted with IMD less than 0.05% at any power level below the rated output.

**BGW Systems, 13130 South
Yukon Avenue, Hawthorne,
CA 90250, USA. Tel: (213)
973-8090.**

UK: Court Acoustics (Sales) Ltd,
10-16 Mercer Street, London
WC2. Tel: 01-240 3648.

Rauch X900/ FET power amp

Having defined a requirement for a multipurpose power amp, Rauch have produced the *X900*, a 400 W + 400 W (into 4 Ω) design combining power MOSFET technology with maximum operational flexibility and rugged mechanical integrity.

Transformerless balanced inputs and multiple protection circuitry are notable features, as are the three, switched operational modes which allow: conventional stereo; linked (eg for ECO'd systems); and bridged mono. Inputs are *XLR* and the outputs via *XLR* or standard binding posts. Peak LED (1 dB below clip) indicators and 31-step indented gain controls are provided.

**Rauch Precision Engineering,
Monitor Systems
Technology, Brook Farm,
Fowlmere, Royston, Herts
SG8 7SA. Tel: 076382 442.**

Studer monitor

The Studer 2706 is a 3-way studio monitor designed for rooms of between 70 and 180 m³. The voice coil of the large bass driver is wound directly on to a light metal former to provide good heat dissipation and the hub geometry is arranged so as to maintain a constant magnetic field over its whole excursion range; this ensures high linearity up to the clipping point. Mid and treble are high power dome units with carefully defined dispersion patterns. Connectors are 4-way screw-banana types. Compact, it uses a braced hardwood enclosure covered with grey nextel.

**Studer International AG,
Althardstrasse 150,
CH-8105 Regensdorf,
Switzerland. Tel: 01
840.29.60. Telex: 584850.**

UK: FWO Bauch Ltd, 49
Theobald Street, Boreham Wood,
Herts WD6 4RZ. Tel: 01-953
0091. Telex: 27502.

USA: Studer Revox America Inc,
1425 Elm Hill Pike, Nashville, TN
37210. Tel: (615) 254-5651.



Crown Delta Omega 2000— active control

New from Crown, the *Delta Omega 2000* power amplifier incorporates circuitry which enables it to monitor and correct for the behaviour of the speaker, its crossover and the cables involved. Unlike other such designs which rely on extra cable runs for the monitoring function, the 2000 incorporates 'a velocity-control system at the amp/speaker interface in which the speaker velocity informs the amp, while the amp controls the velocity'.

The correction circuit compares the waveform current of the voice coil output with the amp's input, adding in the required compensation to correct any non-linearities introduced by the load. It is said to be sensitive to both the reactive and resistive

components of the speaker function.

Rated at 600 W into 8 Ω , the *Delta Omega 2000* has LEDs for 'instantaneous dynamic range' indication, and to show signal present, standby, power-on and 70.7 V (RMS) level. Input is to a 3-post screw terminal panel and the output to high current screw connectors. DC and LF (<10 Hz) protection and input delay (4 s) are optional and switched.

Crown International Inc,
1718 West Mishawaka Road,
Elkhart, IN 46514, USA.
Tel: (219) 294-5571.

UK: HHB Hire & Sales, Unit F,
New Crescent Works, Nicoll
Road, London NW10. Tel: 01-961
3295. Telex: 923393.□

'The Master's Multitrack'

We also carry stock of all the other important recording tools to complete your system: mastering machines, DDL's, pitch transposers, reverb, drum machines, compressor/limiters,

To help you master your multitrack needs, the revolutionary Fostex 16-track tape machine has arrived at HHB.

The B16 offers full 16-track recording on 1/2" tape and built-in Dolby C noise reduction, all for around £3,000.

To complement this breakthrough in recording technology, we recommend the Allen & Heath System 8 mixer, which provides all the facilities you'd expect on an expensive studio console, but at a fraction of the price.

To make things easier for you, every system we sell comes complete with all necessary cabling included in the price, and what's more we'll throw in a couple of hours of instruction, if you need it.

noise-gates, equalisers, amplifiers, monitors, headphones, microphones and tape.

All from a large number of manufacturers* to give you maximum flexibility within your budget.

Our demonstration studio allows you to see and hear our entire range of quality audio products and our friendly team will give you the help and advice you need to master multitrack recording.



HHB Hire and Sales, Unit F New Crescent Works,
Nicol Road, London NW10 9AX. Tel: 01-961 3295
Telex: 923393.



*ALLEN & HEATH · AKG · AMCRON · AMEK · AMPEX · BEYER · BSS · DBX · DELTALAB · DRAWMER · ELECTROVOICE · EVENTIDE · FOSTEX · GAUSS · IBANEZ · JBL · KLARK · TEKNIK · LEXICON · LINN · MXR · NEUMANN · REVOX · ROLAND · SENNHEISER · SEQUENTIAL CIRCUITS · SHURE · SONY · STAKRAK · TAC · TANNOY · UREI · VALLEY PEOPLE · YAMAHA

Access, Barclaycard and American Express. Finance arranged.

'Dolby' is the registered trademark of Dolby Laboratories.

DIARY DIARY

Conference report

The recent SPARS conference on digital audio had many of the same aims as the *Music Week/APRS* seminar held in London last year (*Studio Sound*, February 1984). Starting off the

event with an evening session on the first day, Ken Pohlman (Director of the University of Miami Music Engineering Technology Programme) gave a rapid rundown of digital techniques, including Delta Modulation as well as PCM.

Friday's session began with a panel discussion: 'If it's so good, why is it so bad?' with Michael Tapes (Sound Workshop); Roger Nichols (Soundworks); Bruce Botnick (Digital Magnetics) and John Eargle (JBL and JME Associates). Michael Tapes proposed that today's digital audio was far from being the 'perfect' sound claimed by some marketing people and hi-fi magazines. There were differences in players and in recordings and often he had heard CDs which were, to him, unlistenable whereas the vinyl album was fine.

Bruce Botnick and Roger Nichols pointed out that very often, particularly with early CD releases, it was uncertain exactly what the CD source was. Often it was a copy master of uncertain generation EQ'd for analogue cutting.

John Eargle examined the added distortion caused by tape saturation and disc replay in the analogue domain and noted that these could often produce effects that sounded good. He also suggested that the 'classical' comments made by some (eg Professor Fellgett of Reading University, previously quoted by Michael Tapes in his introduction) about the discontinuity of the digital recording medium; the indefinite development possibilities of analogue; and the built-in limitations of the quality of any defined digital systems, were all inaccurate: with lowpass filtering (which all current recording systems incorporate, analogue or digital), a digital system is a continuous medium (the quantisation steps exist only in the digital storage domain, which we never experience), and that analogue had practical limits even if there were not theoretical ones.

Both Tapes and Eargle agreed that we all consider different aspects of the music recording as being important: we might notice the things we like or dislike about a digital recording, but it is important to look at which aspects we regard as important, as these will determine how we react to the

Richard Elen took part in the SPARS conference on digital audio which was held during March 9th to 11th at the University of Miami

overall effect of the system.

Speakers from the floor commented on whether or not the CD would be supplanted too soon, perhaps by laser-read cards, and that a repeat of the quad debacle might occur; and on the reliability of CD as a medium. Michael Tapes returned the minds of the audience to the fact that we were discussing digital audio in general, not just CD, but Nichols pointed out that the CD was relevant as it was the 'lowest common denominator' of digital audio. If there were no CDs, he would be less interested in the use

of 00:00:00:00) as these cause clicks. At least 1.5 min of digital silence with timecode must be laid at the front of the tape; you must also leave at least 30 s of digital silence at the end. If you mix to a different machine, you can add timecode for your own use, but remember that it may not be valid on the *1610*, whose code must be locked to the sample rate.

The timecode is laid on audio track 2 of the U-Matic tape. On track 1 is the PQ subcode... this is laid 1 min into the tape. The PQ subcode contains frame-accurate timecode values for such points as

Digital equipment must have the very best circuitry in all areas

of digital multitrack. Nichols finds that he had to do less work with digital audio in the studios—he needs to do less correction with digital to recover losses in the recording process. He also finds the digital machines easier to use, especially the fact that punchouts do not need a space... the machine crossfades between new and original material on drop-in or drop-out. Additionally, he finds a great advantage in being able to make *identical* safety copies and not being afraid of degrading the overall sound if they have to be used in an album.

John Eargle suggested that not all digital recorders have the best analogue circuitry—often the entire system is designed by a 'digital department' who may not have the best knowledge of analogue as well as digital. Digital equipment must have the very best circuitry in all areas.

The second session discussed the preparation of master tapes for CD manufacture, with Bob Ludwig (Masterdisk); Roger Nichols (Soundworks) and Bill Foster (Tape One). Of vital importance is the alignment of the equipment. Heads must be clean; normal studio practices must be followed to higher standards than usual. Many poor CDs are the result of poor masters or master preparation. In addition, care must be taken with timecode: it must be contiguous and not be drop-frame; it must not have any major crossovers (eg 99:59:59... to

first valid timecode on tape; start of music, end of track; last valid timecode; etc. There may well be a cue offset for different CD manufacturers (Polygram recommend 5 frames lead-in to each title except the first on the disc, which should have 2 s lead-in). The panel recommended that *exact* cue timecode is put on the mastering sheet: the manufacturer can then add his own favourite fiddle-factor. Other codes, like title, UPC, names of tracks, etc, are included in the subcodes. On the mastering sheet are placed details of 'disturbing effects' (analogue dropouts, clicks, etc) to enable the manufacturer to check whether a sound is an error or actually known to be there.

All these items of data and times must be frame-accurate as the tape will be rejected by the factory otherwise. The codes placed on the disc are generated from this data, including index flag points which enable you to access different sections of a movement within a title.

The final seminar of the Friday, 'Digital for Dollars' concentrated on the economic aspects of digital audio for the recording studio. The panel consisted of Hamilton Brosius (Audiotechniques), Chris Stone (Record Plant), Joe Tarsia

(Sigma Sound) and Murray Allen (Universal Studios, Chicago).

Chris Stone led off with his experiences of the 3M digital equipment in the early days (*The Digital Business, Studio Sound*, February 1984). Five years and one week after leasing that 3M system, he took delivery of a Sony 3324, which is owned by his rental company. Rental is the solution to declining studio rates as clients will pay to rent new gear where they may not feel justified in paying increased studio rates.

Chris Stone has already found that his film clients (eg on *Star Trek 3* and *Digital Dream*) notice the difference of digital; there is a market there to be exploited: indeed, film people may skip the analogue multitrack stage and go straight to multitrack digital.

Modern equipment is a substantial investment, Stone notes, and leasing may be one of the few ways to handle the requirement. Studio owners will have to learn about leasing deals. The next question is how to get the money in: a Sony 3324 may cost \$4,000 to \$5,000 per month—where will that come from? The studio owner requires good financial sense. Stone has shown that digital makes sense under the right conditions.

Murray Allen decided, 3½ years ago in the recession, to increase his market share by leasing 3M digital equipment. He shopped around for money and found excellent possibilities for leasing. But how long would the machine last? When would it become obsolete? This needed to be considered. The digital move cost no more than 1.5% of the studio's total expenditure over five years, so an experiment was a viable possibility. Then they used an advertising campaign to plug the 'forgetfulness' of analogue tape as against digital. Studio rates for digital were raised—an extra \$50/hr. They hit the ad agencies the same way, and did simultaneous mixes. Clients suggested useful applications for the 32-track, using the extra tracks over the normal 24 for extra vocals over the same music beds and rapidly built up the business. On tape, 10 commercials sessions can come out of a single reel of tape. These are rolled off to empty reels, and each client pays the studio minimum for tape—\$200—plus they pay for the reel!

In addition, higher-level technicians are employed to look after the digital gear, and they have many other aptitudes—for example, they have built several useful items of equipment. It all adds up to a healthy profit

360 Presents the Best Acoustic Instrument Sounds in the World



Introducing a keyboard that doesn't synthesize its sounds – it duplicates real ones. Imagine strings with the rich sound that only the best acoustic instruments have. Now you can have them, and almost any other sound you can think of. We've recorded a whole catalog of instruments in the studio and stored them on digital memory chips. They're as real as the master tapes they're made from. Now you can cut your album, score your film, or perform live with some of the world's most impressive sounds.

The 360 Digital Keyboard is eight voice polyphonic, and holds up to thirty-two instruments. You can even play two instruments at once – two under each key, or divided by a player-selected split point. We've included vibrato and pitch bend wheels, filtering, and an expression pedal so your performance can really come alive.

Choose your favorite sounds for the 360 Keyboard at the time of purchase. Get

as many or as few as you want; it's always expandable, and you can add new instruments yourself at any time. Check our current Available Instruments List to find out what's deliverable now.

The sound of the 360 Digital Keyboard is unlike any other because we use full-length notes (some are eight seconds long) with no looping, no audible transpositions and no synthesized envelopes. L.A.'s top session players are called for our sessions, and we engineer their performances under tightly controlled studio conditions.

But judge the sound yourself. Contact Atlantex for a demonstration or free brochure.

Atlantex

ATLANTEX MUSIC LTD.
1 Wallace Way, Hitchin, Herts SG4 0SE
Telephone: (0462) 31511
Telex: 826967

360 Systems

DIARY DIARY

although there is only a small profit on the actual leasing.

Joe Tarsia did not feel that digital was viable in the early days. He still does not feel that owning the gear is viable, although he will rent a machine from time to time. Tarsia feels that Sigma Sound *will* enter the digital age in the future, but he has yet to work out exactly when would be best. He notes that only one of this year's Grammy award winners (The Police) was digital—and it was only digitally mixed. So for Sigma, it will be digital... but not yet.

Most studios are likely to want to purchase a 2-track digital recorder by 1985... and most major manufacturers will be announcing them. Mack Emerman notes that Criteria studios now have two Mitsubishi X-80 2-tracks; they have left 30 in/s ½ in machines idle and unused... the ½ in machines were definitely a bad investment. Now they are looking at digital multitrack, and they feel that this offers a noticeable quality improvement. But the question of money is there too. Will multitrack digital pay for itself as the stereo machines have?

John Eargle urged students at the seminar to learn about digital audio and understand it. New technologies have always been damned. But we have to have an eye on innovation, and an eye on the future.

The first session of the final day of the conference covered standardisation of digital audio, and Ken Pohlman introduced Curtis Chan (Sony), Tore Nordahl (DEC/Mitsubishi), Lance Korthals (dbx), Almon Clegg (Matsushita) and Richard Molstad (3M).

Pohlman led off by drawing attention to a 1978 *AES Journal* article, illustrating the diversity of systems at the time. Notable was the variety of sampling rates in use, as well as the large number of linear and non-linear encoding schemes. Today there are perhaps fewer systems, but there is still no such thing as inter-system compatibility, despite the agreement on sampling frequencies.

To begin, Curtis Chan discussed the DASH format. The DASH standard offers a wide range of speeds and track formats suitable for a variety of studio applications. LSI technology is being shared between the DASH manufacturers. In addition, the different versions within the DASH standard utilise many of

the same circuit blocks. The DASH format includes several levels of error correction and concealment.

Lance Korthals presented factors offered by the dbx CPDM system as used in the 700 series digital audio processors. His primary point was that CD offers 90 dB while studio gear offered the same: surely it was better to have higher quality gear in the studio? CPDM has 110 dB dynamic range, which is roughly equivalent to 19 or so bits of PCM. The dbx system thus 'emulates' a PCM system that is beyond present standards. In addition it is cheap. Korthals believes that the market should decide on the standard to be adopted.

Tore Nordahl indicated that Mitsubishi felt that the DASH format was not strong enough, and that 24-track might not be sufficient for many studios. He agreed that the domestic standard was set, and that the present professional standards were good enough for today's applications. Several leading US studios have adopted the Mitsubishi multitrack, and there are a number of 32-track X-800 machines around. Telefunken had also adopted the format and would be manufacturing in Europe. The Mitsubishi system, says Nordahl, is stronger than DASH with regard to error-correction. A complete track of data can be lost without affecting the replay, due to the use of parity tracks. Mitsubishi have examined the DASH format and feel that for example, if the DASH control data track is lost, the replay may be muted. Mitsubishi does not depend on a single control track and may thus be more resilient. Mitsubishi can utilise double-density formats for future 64-track recorders.

3M is redesigning its digital machines, says Richard Molstad, due to the original system failing to meet FCC RFI characteristics. The DMS system can be improved (it is 1970's technology as opposed to DASH) but this would be difficult without changing the format. Considering multitrack applications only, many factors have to be matched for tape-to-tape compatibility. Mechanics, error-correction, coding density, tape speed, track width and position, sampling rate, codec method (eg PCM/CPDM), etc, all have to be compatible. DASH does not include a 32-track, which 3M research indicates there is a preference for in the marketplace.

Although the 48 kHz sample rate standard is acceptable, the 44.1 kHz CD standard may be a

problem—but we are stuck with it. Sixteen-bit converter quality will determine the major sound parameters of PCM systems. CPDM sounds good, but it is not possible to perform DSP within the CPDM domain. There are trade offs between bit storage density and hardware complexity and reliability; a number of code structures exist which each have their own strong and weak points.

Agreeing to standardise all these points is very difficult. DASH is sophisticated and thus expensive. But it will probably remain expensive and then become obsolete.

Almon Clegg dealt with the philosophy of standardisation. There are mandatory standards and informal, voluntary standards... digital audio is one of the latter. Economics is an important consideration, and may require compromise. De facto standardisation offers benefits in the area of sharing technology and thus R&D costs. Digital audio for the studio is not a large market, yet a great deal of highly expensive technology is involved. Voluntary standards help to make this development worth while. Also, reliability, interchangeability and maintenance methods are improved.

Disadvantages include the fact that some types of innovation are discouraged. Some levels of compromise are involved. Some parts of the market may not be served.

The system may not remain state-of-the-art. Finally, the large manufacturer has an advantage over the small.

There is now a worldwide digital cassette standardisation committee, which is expected to decide after the end of 1984. Some units may be available in 1985. Would it be useful or not if the format was DASH-compatible?

Curtis Chan noted the differences between the DASH and X-800 format claims regarding error correction. No specs have been published for the Mitsubishi and he challenges the Mitsubishi claim that it has superior error-correction to DASH, for a number of reasons.

Tore Nordahl claimed that analogue compatibility did not exist, for example between 24-track machines. There are sound differences and preferences. This will also be the case between say, a Sony and a Studer 24-track digital. Is there really an advantage in standardisation?

Richard Molstad pointed out that there was not the volume in the pro-audio market to allow prices to be realistic. Would it not be more sensible to use other storage techniques, eg magneto-optical disks, which will also be in use by the far greater-volume computer market, in a few years' time perhaps? Curtis Chan responded that expansion from the pro-audio field into the domestic audio field made the market large enough. Almon Clegg suggested that the domestic audio field might 'drive' the pro-audio market... and there was an average 7-year cycle in replacement of domestic products. Digital audio started about seven years ago, and might just be reaching the peak of a cycle.

Lance Korthals pointed out that despite the apparent lack of need for extra headroom between record, mix, and master in PCM, in the real world there was a great deal of level changing and engineers also allow for headroom. This would eat up dBs so that in practice, having the same dynamic range in the studio and in the domestic (CD) format, ie 16-bit PCM, was not enough. The dbx system gave you 20 dB to use for correction of level and for headroom.

The final session involved hi-fi writer Len Feldman, Chris Stone, and myself on topics including the possibilities and pitfalls involved in transferring analogue tapes to digital for CD; aspects of the public's view of the Compact Disc and its present and future market position; other possible entertainment formats of the present and future, including *Beta Hi-Fi* FM sound recording for home video and the *Audiofile* laser-read optical card format from Soundstream; and the issue of product labelling. On the latter topic, Chris Stone noted that Polygram had adopted the SPARS labelling code, although they were claiming it was their idea—despite which the move by Polygram was expected to be significant in terms of record company acceptance internationally. Stone also showed a copy of the cover artwork of a new album from the KPM music library which will be the first released album to use the SPARS coding format. Being recorded analogue multitrack, mixed to stereo digital and cut for vinyl release, the coding was 'ADA'.

The Conference ended with a general discussion in which Michael Tapes took an active part, ranging over diverse topics including how CD and vinyl discs compared today and what future developments held in terms of quality. □

APRIL '84



**COME
AND
SEE...**

**the very latest
from Neutrik**

including the



**X SERIES
3 POLE
CONNECTORS**

**STAND
No. 88**

Sole Agent U.K.

**Eardley
Electronics Ltd.**

Eardley House, 182-184 Campden Hill Road
Kensington, London W8 7AS

Telephone: 01-221 0606

Telex: 23894

DIARY DIARY

Developments, addresses, people

btx & Harrison Systems agreement

Harrison Systems and the btx Corporation have announced the signing of an agreement between the companies covering the development of btx automation products for incorporation into the Harrison family of audio consoles. Under the agreement, Harrison will offer an in-console version of the btx *Softouch* in their consoles under the Harrison name. The *Softouch* will be specifically tailored for the requirements of the consoles providing assistance with timecode applications and synchronisation and control of multiple ATRs, VTRs and film transports enabling automation of the post production process. Harrison will be offering the unit with consoles for customers in multitrack music recording, radio and TV production and film post-production.

HH Electronics & HH Acoustics

As from March 21st, 1984 the assets and trade marks of Harrison Industrial Developments Ltd and HH Acoustics Ltd have been acquired by the Carlsboro Group of companies. HH Electronic and HH Acoustics will continue to be operated completely separately from the other companies within the group and the policies will be to further develop and improve HH products. HH will continue to be based at the same address in Bar Hill, Cambridge, UK, with most of the original staff to maintain continuity of sales and production.

Address changes

- Pilkington Fibre-optic Technologies has moved to new premises, two miles from their former location. The new premises are two and a half times the size and have further room for expansion. Pilkington Fibre-optic Technologies Ltd, Kinmel Park, Bodelwyddan, Rhyl, Clwyd LL18 5TY, UK. Tel: 0745 584500. Telex: 61148.
- Springtide Sounds, have moved from North London to new premises at Mezzanine Suite, 1 Central Buildings, Westminster, London SE1. Tel: 01-222 8841.

- The Digital Entertainment Corporation (DEC), the US affiliate of Mitsubishi Electric Corporation, who are responsible for Mitsubishi digital audio systems in the US, has opened its New York City sales office. Digital Entertainment Corporation, Suite 1530, 555 W 57 Street, New York, NY 10019. Tel: (212) 581-6100.

- Soundcraft Magnetics Ltd, the professional tape division of Soundcraft Electronics has moved to new premises in North London. This will give three times the manufacturing and development space. In the meantime sales and marketing will remain at the Great Sutton Street, EC1 premises.

- Stage Accompany moved to larger premises as from January 1, 1984. The new addresses are: Stage Accompany, Anodeweg 4, 1627 LJ Hoom, The Netherlands. Tel: (0)2290-12542. Telex: 37989 STAGE NL. Stage Accompany, Vennweg 5, 446 Nordhorn, West Germany. Tel: (0)5921-16196.

People

- George Sheehan has been appointed national sales manager/ dealer sales for Sony US professional audio products. Mr Sheehan has been with the Sony Corporation for 16 years and was most recently north east regional zone manager for Sony Communications.

- HHB have announced that Richard Kershaw has joined the company and his area of operation will be digital installations, digital editing sessions and general digital enquiries.

- Sifam Ltd have appointed the Hon Michael H C Perry to the position of managing director. For the previous year he held the position of deputy managing director.

Forthcoming events

- May 11 to 14
AES 2nd International Conference, Anaheim, USA
- June 13 to 15
APRS Exhibition, London, UK
- September 21 to 25
International Broadcasting Convention, Brighton, UK
- September 25 to 27
AES Convention, Melbourne, Australia
- October 8 to 10
AES 77th Convention, New York, USA
- November 29
Sound Broadcast Equipment Show, Birmingham, UK

COUNTRY

MCI DISTRIBUTOR

SPAIN
PORTUGAL
CANARY ISLANDS
ANDORRA

Singleton Productions
Via Augusta 59 Desp. 805
Edificio Mercurio Barcelona
SPAIN
Tel: 237 7060 Telex: 97700 SING E

ITALY

Divisione Audio Professionale Roje Telecomunicazioni S.P.A.
20147 Milano
Via Sant' Anatalone 15 ITALY
Tel: (415) 4141/2/3
Telex: 332202 RT TEL

BELGIUM

Trans European Music SA
Koeivijverstraat 105 1710 Dilbeek
BELGIUM
Tel: (02) 569 1823 Telex: 26409

SWEDEN
NORWAY

Tal Och Ton A.B.
Kempegatan 16
S-41104 Goteborg SWEDEN
Tel: (031) 803620 Telex: 27492

FINLAND

Oy Helectron Ab
Purotie 1-3 00380 Helsinki 38
FINLAND
Tel: 80558906 Telex: 122849

DENMARK

Sony Danmark A/S
Horsvinget 1 2630 Taastrup
DENMARK
Tel: 2995100 Telex: 33419

HOLLAND

Brandsteder Electronics BV
Jan van Genstraat 119
1171 GK Badhoevedorp
NETHERLANDS
Tel: 296881911 Telex: 13132

WEST GERMANY
AUSTRIA

Sony Broadcast Limited
Niederlassung Koln
Bleriotstrasse 1-3 5000 Koln 30
WEST GERMANY
Tel: (221) 5966 410
Telex: 28881626

FRANCE

Sony France S.A.
19-21 Rue Madame de Sanzillon
92110 Clichy FRANCE
Tel: 739 3206 Telex: 613664

CZECHOSLOVAKIA
HUNGARY
POLAND
RUMANIA

Center Technische Handelgesellschaft GmbH
Wiedner Hauptstrasse 98
1050 Wien AUSTRIA
Tel: (222) 55 46 06 Telex: 113583

BULGARIA
YUGOSLAVIA

Sony Broadcast Limited
Zweigniederlassung Wien
Hauptgasse 24 1111 Wien AUSTRIA
Tel: (222) 838 601

SWITZERLAND

Sony Overseas SA
Filiale Verkauf Schweiz
Oberneuhofstrasse 3
6340 Baar, SWITZERLAND
Tel: 42-333-222 Telex: 865295

USA

Sony Communication Products Company
Sony Drive, Park Ridge
New Jersey, 07656 USA
Tel: 201-930-1000

FAR EAST

Sony Corporation
International Marketing Division
Communication Products Division
4-14-1 Asahi-cho
Kanagawa-ken, 243 JAPAN
Tel: 0462-30-5111


UNITED KINGDOM
MIDDLE EAST
AFRICA

Sony Broadcast Limited
City Wall House
Basing View BASINGSTOKE
Hants. RG21 2LA UK
Tel: (0256) 55011 Telex: 858424



A Division of Sony Corporation of America

MCI Custom Made Mixers - for professional recording engineers with a score to settle!



Sony Pro-Audio

Sounds Superior - for the Professional Recording Engineer

MCI manufacture a complete range of professional mixing consoles and reel-to-reel tape recorders.

For further details, consult your local distributor.

Seen here at Odyssey Recording Studios

Sounds Superior.



Sony Broadcast Ltd.

Pro-Audio Department
City Wall House
Basing View, Basingstoke
Hampshire RG21 2LA
United Kingdom

Telephone (0256) 55 0 11
International +44 256 55 0 11
Telex 85 84 24
Fax G2/G3 (0256) 794585

WIRED FOR SOUND

Twin Sounds & Productions was set up by Cliff Richard around two years ago. Up until that time he had always hired sound systems, but then decided to buy the system he had been using and put his key soundpersons, Colin Norfield and John 'JJ' James, in charge of its care and development. The system would also be hired out when Cliff wasn't using it himself.

Since then Twin Sounds have been drawing considerable favourable comment—from the not always magnanimous concert sound system industry amongst others—for achieving good, consistent results. They've only been fully operational for a year or so and during that time have demonstrated their abilities with Cliff, The Everly Brothers, U2, Elvis Costello and others. In April they commenced a two month tour with Bucks Fizz and July will see the culmination of their efforts when they extend Cliff's system for four nights of concerts with the boss at Wembley Arena.

Colin and JJ's association with Cliff started way back at the tail end of the '60s. Colin decided to give up trying to make a living playing bass with a group called Crew whom he describes as strictly 'small time'. They had used Orange equipment and when Colin saw a job going at the manufacturer's London shop, he applied and got it. This was back in the days when a good PA system consisted of a 100 W amplifier and a pair of 4 × 12 in column speakers. An outstanding system might have an extra two columns and an extra 100 W slave amp. Colin would go out on the road looking after PA equipment on hire and eventually got a shot at mixing, something he'd always had a fascination for.

Colin: "I felt I had a feel for mixing and I always wanted to have a crack at it, which I got in about 1974."

At the same time, Cliff and the Shadows were hiring sound systems from Orange. Colin started going out as part of Cliff's sound crew and eventually became Cliff's exclusive out front man. When Orange started to back out of the hiring business, Colin took Cliff to Brian Hatt's Complex Sounds company and remained with him.

Cliff Richards' sound engineers discuss their system and their philosophy with Ralph Denyer

JJ had played guitar in a semi-pro band and had also worked for the Post Office in telecommunications research. When he saw a job going at Orange for a repair man, he saw it as an opportunity to do work which combined his two main interests, music and things electric.

JJ eventually became technical manager of the Orange factory and stayed with them until their demise in the late '70s. But he was still involved with the technical side and development of Cliff's system. When Orange finally folded in '79, he went out on the road for Complex Sounds and essentially, as well as working with many other acts, he and Colin have worked as a team looking after Cliff's sound since that time wherever he appears in the world. They use Cliff's own system in Europe and hire in countries where air freight costs make its use impractical.

Complex Sounds basically developed two systems, one for Cliff working with his own band and the other for the Shadows who by then worked mainly as a separate entity, occasionally joining forces with Cliff for special concerts. It was in 1982 that Cliff decided to go the whole hog and have his own sound system that would be hired out to other acts when he wasn't using it. He bought about half of the sound system he'd been hiring from Brian Hatt's Complex Sounds and put Colin and JJ on the permanent payroll of the new company, Twin Sounds & Productions Limited. Then Colin and JJ went to work expanding and developing it further. This left Hatt with the system he'd developed and built up primarily for and around the Shadows.

Colin and JJ spent around three months planning, designing, adding and interfacing

the system and TSP have now been fully operational for just over a year.

Investment

Though the set up ensures that Cliff has a quality sound system and a good team to operate and look after it, other considerations were involved in his (and his management's) decision to buy his own.

JJ: "The company has to stand on its own feet and make money. It's not a benevolent organisation. We can't just waste money."

He regards the discipline of running a financially viable concern as being beneficial as it "keeps us under control". Hard working as Cliff is, he doesn't do enough work solely in Europe to make the company viable unless the system is hired out when he's not using it. But Colin and JJ feel that other non-financial factors are of equal importance.

JJ: "I think that a lot of it was that they wanted to give Colin and I a bit of security. They didn't want to lose us. We're getting older and we're both married with kids."

Colin continued "They've got a philosophy of: where something works, keep it. Don't keep fooling around."

"It's like one big happy family when we go on tour. Even when we're not on tour, we'll have a social evening with Cliff. Go out somewhere and have a curry and a get together if we haven't seen each other for six months."

JJ: "I think that feeling helps the results that are produced. Because everyone's got respect for everyone else. That's an approach we use with other people apart from Cliff. We always try to identify with and, get on with the musicians. It's not like *them* and *us*."

They know only too well how a lack of communication can result in a state-of-war type of atmosphere when people focus all their attention on their individual contributions, forgetting the overall show.

JJ: "We try to really communicate with the musicians and work together with them to get a good gig. That's basically what it's all about. We produce the results between us."

In essence, Cliff uses a dual system. The questionable validity of sound system power

ratings withstanding, the band's stereo system can deliver something in the region of 10 kW, while Cliff's stereo vocal system can deliver something of the order of 5 kW.

JJ: "When Cliff started the company, that was the main investment, building this separate vocal system from scratch."

Colin: "It's for the headroom really. What normally happens on a gig is you get a good sound for the band. Everything sounds really nice and then you have to bring all the instruments back down in level to get the vocal over the top. With Cliff's system, there is a separate 5 k just for vocal."

Though the band is excluded from the vocal system, Cliff's vocal does go through the band's system to a certain extent.

JJ: "So if you look at it as a 4-way system, the vocals are in all four bands of the band's system and the top three bands are duplicated on the vocal system."

"I think that partly contributes to the cleanness as well, because a transducer is going to perform better if it's just got a vocal to handle, it's going to cope with it more efficiently and better than it would the total programme. That's it really. I think that contributes to why it is notably a good clean vocal sound."

Though they feel the system 'triumphed again' on the Everly Brothers reunion concert at the Albert Hall, Colin and JJ are anxious to ensure that the rig isn't thought of as only being suitable for acts consisting just of vocals and a backing band. They also feel that is an outmoded concept as far as Cliff is concerned, anyway. When they did the London Apollo with the boss last year, they managed to pick up some work on subsequent concerts there. One, which really put the equipment through its paces, was CND's 'The Big One', a charity concert with many bands on the bill including Elvis Costello and U2.

JJ: "It wasn't the kind of gig we would have tried for because—to be quite honest—I wouldn't have been sure that we could handle it. We thought, 'Oh dear, we're going to struggle a bit with this' but the split system coped with it very well. U2 brought their own out front man and I think he was quite impressed. So don't write it off as, 'Oh, this is just a middle-of-the-road type of system'."


The system

Cliff's vocal mix goes from the Soundcraft *Series 800 B* mixing console through its own Roland 2 × 15 graphic equaliser to a 3-way crossover built by JJ. There are then four Hill Audio *DX 501* amplifiers powering six ASS Tony Rossell-designed combination cabinets on each side of the stage. Each cabinet houses two 10 in Electro-Voice speakers, one above the other. Directly above them is a JBL 2425 horn with a JBL 2370 flare on each side of which is a Beymer *CT 20* tweeter operating on its own passive crossover at 8 kHz. Colin and JJ did a lot of development experimentation with the dual system around 1980-81.

Colin and JJ find the ASS cabinets, which were designed by Rossell to their own specification, to be practical in that they are compact and can be handled easily by two people. There are no bass bins on the vocal system, which starts to roll off from 200 Hz at 12 dB/octave.

JJ: "In theory, one would think that 200 cycles is a little bit high but in practice it seems to work."

Accepting that the speaker array stacking varies from venue to venue, they simply mix the speakers from both systems, using the basic principle of "pointing a bit of everything at everyone" and as JJ says, "using a bit of common sense". The fact that the vocal system cabinets cover all frequencies



John 'JJ' James and Colin Norfield, TSP

simplifies setting up.

The equipment is believed to be versatile when being hired out. For example, if a smaller system is required but trucking space is limited, crossover facilities are available to allow a bottom end system to be added to the vocal system. In the other direction, they supplement Cliff's complete system for the very big venues as they will be doing for his Wembley dates in July.

The band system mix goes from the console through a Lindsay *RPA 27* graphic equaliser to a 4-way crossover. Then for each side of the stage there are: Hill Audio amps powering eight RCA 1 × 15 in bass bins, six Electro-Voice 1 × 15 in low-mid-range units, four mid-range units housing four JBL 2482 horns, three on JBL 2350 flares and the other on a JBL 2355 flare, and four high-frequency units each housing two JBL 2402 horns.

JJ made some slight modifications to the earlier Hill amplifiers but only to make them more able to stand up to the knocks and bangs expected on the road.

"There are a couple of capacitor changes but nothing that affects the sound or principle. We find the new *DX* range much better and they don't need any modifications. The *DX*'s are nice amps that haven't given us any problems. Eventually we may change all the others over to the *DX* range."

The monitor system consists of a 26-input 10-output channel console, with Hill and Crown power amps driving a selection of Electro-Voice, JBL, Gauss and ATC speakers and horns. The mixing console was custom built by JJ specifically to cater for their needs which makes it easier and more convenient to use than to adapt a standard.

There are quite a lot of DI keyboards with Cliff, none of which go through amplifiers on stage. With Cliff's musicians—and with other bands when agreeable—JJ always encourages sending the sound of the keyboards on stage through the monitor system. He knows a lot of musicians won't go for this at any price but always tries gentle persuasion. He particularly

likes keyboards' on-stage levels under his control because of the blanket effect they can have on the overall sound, covering a wide frequency range.

JJ: "It helps Colin to achieve a better sound out front. When we do sound for other people, I try to get as much under our control as possible but some people might resent that and might not want it. It's very easy for a battle to develop on stage. Someone wants something louder, then someone else needs something else louder."

"My approach to monitoring is: you don't get anything other than yourself through your monitor until you ask for it. You can try to give everyone their own mix but then things can escalate. In the end—although you might make the people on stage happier—you spoil the show, which is crazy."

JJ is not in any doubt whatsoever that gaining the trust of the musicians in order to maintain sensible overall control of the sound levels on stage is of paramount importance.

JJ: "But to be able to do that, you have to be able to get on with people at the right level. So, as I say, you can't get into the *them against us* thing because they won't respect you. They won't take any notice of what you ask them to do and it all gets out of hand. So it takes a bit of psychology as to how you approach the musos. Not that I haven't made mistakes. But the only way to get it right is to get that: 'We're all working together for the show out front'. It all comes back to the whole thing about being a team. And I think that's what Cliff has really grasped. The team aspect is important, right through with everyone."

Colin and JJ don't try to take credit for introducing innovative features. Half the time they don't seem to quite understand why anyone could have a great deal of interest in their *modus operandi* because they feel they are just doing the obvious, albeit with considerable care and attention. Also they are not averse to utilising someone else's idea and developing it to suit Cliff's show. In spite of

WIRED FOR SOUND

the available technology in sound reproduction, backing singers frequently achieve the nearest to an acceptable sound level to pitch to by means of a decidedly low technology finger in the ear. Alternatively JJ says you can ensure the happiness of backing singers by giving them exactly what they need through on stage monitors. All you need to do is work out a cue sheet about a mile long, devote all your attention to it, and let the rest of the show go to pot.

The seed of the idea for the solution to that problem was sown when Colin and JJ saw the backing singers at a Pink Floyd concert using headphones from the monitor desk. JJ got the soldering iron out and devised a system for Cliff's three singers whereby they have a small control box on a mic stand with a simple set of knobs so that each singer can set the four vocal levels they receive, how and when it suits them. Because the on-stage sound levels are controlled, Sony *Walkman*-type headphones have proved quite effective.

JJ: "I think everyone agrees that has helped them to sing better in the live situation. No matter how good a backing singer you are a live situation is difficult to handle, with the drum kit and bass roaring away. That's a little system we take wherever we go in the world now, in a brief case sized flight case.

Teamwork

Colin and JJ are definitely a team. JJ accepts that Colin is a better musician than he and is therefore usually better at musical decisions. Conversely, Colin recognises JJ's superior knowledge and judgement on the technical

side of equipment performance.

In conversation, it becomes clear that rationale is the keystone of their approach. They are very aware of the trap of becoming too absorbed solely in their own aspect of a gig. Fundamentally, they recognise the fact that their contribution is only one element of the overall presentation. They don't believe that concentration on technical excellence should override a general awareness.

Yes, they do have an AMS digital delay, an Eventide *Harmonizer* and other similar devices but they don't fall into the trap of becoming so entranced with it all that they forget all about the people on the stage. JJ feels that experience, maturity and motivation are all factors in achieving good quality sound. He mentions attention to detail as also being important.

JJ: "I'm not decrying other people but perhaps because we're a bit older, we're stuck with this as a career now and we're not steaming about the country, out on tour making prats of ourselves. I'm not saying that we don't have a laugh, because we do. But perhaps we take the gig and the work side a little more seriously than some."

Colin cites a disciplined soundcheck as being one of the major factors in achieving a good concert sound: "You don't need an hour or an hour-and-a-half soundcheck. You need a band that is disciplined—Cliff's band is—just to slap through it. I know it's boring to do it every day but that's what it needs. It's no good going in there in the afternoon and just messing about or the show will be all over the place. Get in there, do it right, and when the show goes on, it's all there."

Mention of the acoustics altering the sound balance when the audience are in the hall drew a certain amount of scepticism from both Colin and JJ.

Colin: "I don't really believe in that too much."

JJ: "Great excuse if you mess up though, isn't it? A lot of the reflections die down a bit but the actual character of the sound doesn't alter too much."

Though a standard piece of equipment for most concert sound engineers, Colin doesn't carry a spectrum analyser.

Colin: "It's one of those things that everybody's got and some people sit there all night reading away. It's something else for them to look at and take their attention off what they really should be doing."

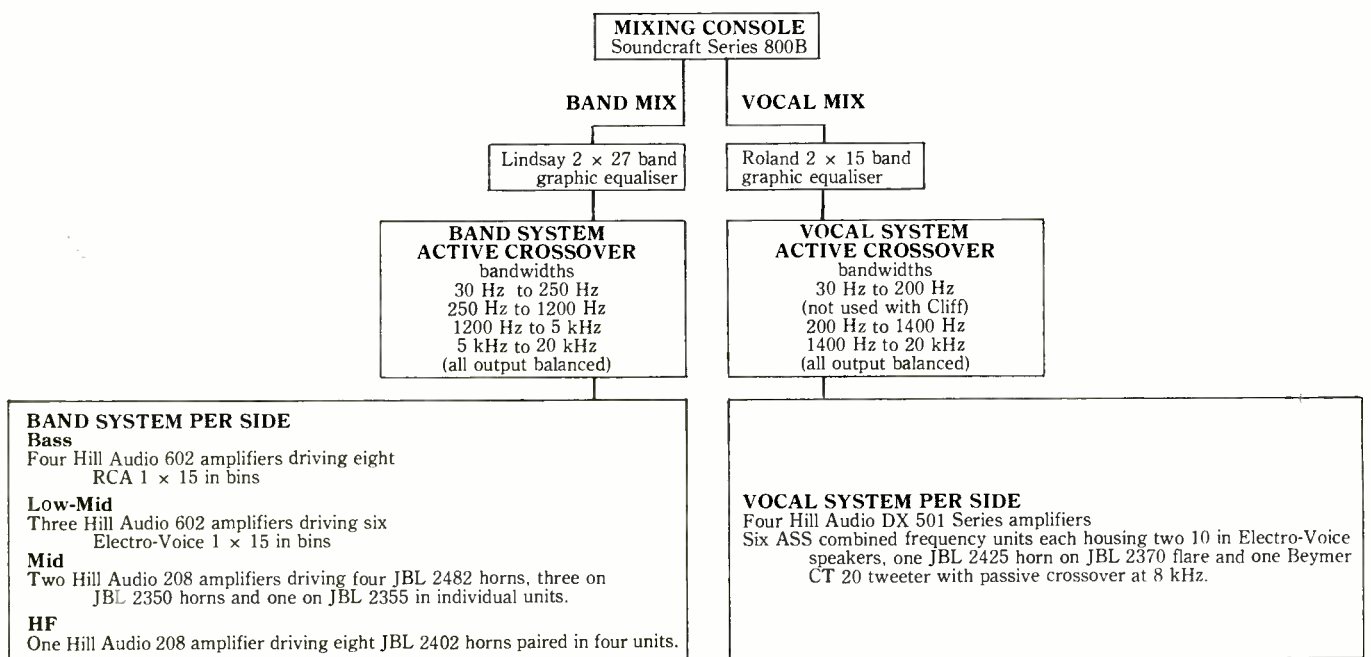
JJ: "It's great to use as a shortcut to achieve an initial move but not to set up and take as gospel. You've got to listen to the music and work on it."

Colin feels the same way about the amount of horns they use, in that just because something is common practice, doesn't mean you should accept it blindly, especially if your ears tell you not to: "Most people would probably think we're under-horned. We've got eight *2482s* (on the band system) and that's it, four a side. That's not a lot compared to many people. But there again we have been told by friends in other sound companies that we have a very smooth system. Seven or eight times out of 10, I can probably take our horn levels down on the crossover because for me, they're just too much. So why have any more?"

As far as on-stage miking is concerned, the mic selection is dominated by Electro-Voice and the chosen miking techniques are fairly standard. Cliff uses Nady radio mics for mobility. The drum kit overheads are worth a mention because they use Electro-Voice *DS 35s* which, Colin says, "goes against the book because they are tight vocal mics".

But they don't use them as overheads in the strict sense, for ambience, because they are really close on the cymbals and don't pick up any significant snare or toms, they say, cleaning the sound up more than anything else. □

SCHEMATIC DIAGRAM OF ONE SIDE OF TWIN SOUNDS & PRODUCTIONS' SPLIT CONCERT SOUND SYSTEM



Monitor system consists of custom 26-in 10-out console with Crown and Hill amplifiers powering JBL, Electro-Voice, ATC and Gauss.

OUTBOARD EQUIPMENT

- One AMS digital delay
- One Lexicon Prime Time
- One Eventide H910 Harmonizer
- One Roland 555 chorus echo
- One Roland 27-band graphic equaliser
- One Strand Intercom Master
- One Crown D60 amp (for cans FOH)
- One Alpage varispeed AL300 cassette machine

Satisfying, pure digital reverb at an affordable price.

If you think that's impossible, you haven't heard the Model 200—Lexicon's latest.

The 200 is the first economical general-purpose digital reverberator designed for recording studios, musicians, film/video production houses, and broadcasters. Its versatility and high quality are matched only by its low price.

The 200's advanced technology brings you:

Hall, Plate, and Chamber programs — each with 10 preset variations — all in full stereo

Size control — from a closet to the Taj Mahal — dramatically increasing the versatility of each program

Adjustable predelay and reverb time

Programmable nonvolatile memory for storing up to 10 user setups with instant recall

Selectable diffusion, reverb time contour, rolloff, and early echoes

Affordable, natural-sounding digital reverb is not impossible—call your Lexicon dealer today.

Remote control functions for stage performances

Human-engineered panel controls for easy, intuitive operation

On-board mixing

Input level switch to accommodate a wide range of instruments and input sources

Balanced input and output connections with a maximum signal level of +24 dBm



lexicon

UK Distribution by:
Scenic Sounds Equipment
 97-99 Dean St, London W1
 Tel: 01-734 2812/3/4

60 Turner Street
Waltham, MA 02154 USA
 (617) 891-6790
 Telex 923468

Export:
Gotham Export
 Corporation,
 New York, NY 10014

FRANKFURT '84

KEYBOARDS AND COMPUTER MUSIC

Korg's *Poly 800* synthesiser is a logical step from the *Poly 61*, as it displays all voice setting parameters, not just those dialled up. It's an 8-voice MIDI instrument able to send and receive note (no velocity) and joystick data, program changes (not parameters), and sequencer control signals (this will be useful for MIDI drum machines). Sixty four sound programs can be stored on cassette and the sequencer makes up to 256 polyphonic events, with cassette dump as well. Korg's four usual function joystick is included and DCOs can be assigned for one DCO/8-voice or two DCO/4-voice operation. With stereo chorus, detune, harmonic pitch selection, 6-stage digital EGs and noise generator, this is a big improvement over the *Poly 61*.

Korg also showed a shoulder-strap keyboard instrument prototype, new tuners and the compact *Super Section PSS-50* for programming drum, bass and ensemble backings.

The French RSF company have sold a lot of 19 in rack synth modules to studios in the past and now have their long-awaited polysynth, the *Polykobel II*. It's a large scale 8-voice digital polyphonic synth with pressure and touch sensitive 5-octave keyboard, analogue-style controls and good visual indication through the use of 2-colour LED switch banks. A miniature cassette system is included on the panel for storing 768 sound programs in 16x48 groups and can also save a long 10,000 note polyphonic sequence (in 64 K) holding pitch, modulation, dynamics and program changes as well. For some reason, possibly due to the development time, there's no MIDI control as yet, although stereo outs, sequence clock, filter/VCA external control and microbus communication is provided. The system is based on three 6809 8-bit processors. As a result, the strength of the *Polykobel II* lies in its sophisticated modulation control, with probably more assignments than you'll ever need that embrace key velocity, dual wheel controllers, arpeggiator, keysplit and a new waveform generation technique.

Possibly of interest is Crumar's new 6-voice programmable polysynth due to its MIDI compatibility. The *Bit One* synth, as it's called, gives Crumar's line a

Mike Beecher continues his report on the electronic instruments which were featured very strongly at the Frankfurt Music Fair



Crumar's Bit One synth (above) and the Polykobel II from French company RSF

new look, with its multifunction controls that, although few in number, offer full access to the digital synth parameters, including two DCOs, two LFOs, VCF, VCA, plus 64 program memory, tape interface and MIDI.

If you cater for organists in your studio, Wersi's new organ kit range can extend your MIDI instruments into the 2-manuals and pedals domain through their MIDI-equipped *Alpha*, *Delta* and *Condor* digital 'organs'. They have the potential of full sound

programming through RS232 and individual upper/lower manuals and pedals note recording and playback through MIDI. They have also developed the first 'kit' MIDI keyboard controller with full dynamic control encoding over some 75 dB.

And it's worth noting that Yamaha also put MIDI on their *FX series* organs too, although none appears to have got round to using it.

Without properly testing the new products from a surprise

entry to the music market—Akai—it's too early to determine their potential use at professional level. However, they have an interesting concept called the *Micro Studio System*, based on a 12-channel multitrack recorder/mixer. This uses a new 1/2 in cassette tape to capture 12 tracks more efficiently than the standard 1 in format.


A *MS16 Music Processor* adds an easy method of manual note/sound output for making a polyphonic 10,000-note composition (in *MicroComposer* style). It can also be linked to MIDI instruments to be a general programming tool like Roland's *MSQ-700*. Two rack-mounted units, the *Rhythm Oscillator Bank MR10*, contains 12 MIDI-controlled percussion sounds, and the *MS404*, a useful analogue to MIDI converter add to the system. But Akai's 'new technology look' 8-voice MIDI polyphonic synth *AX80* attracted a lot of attention. Containing 32 presets with 64 sounds, full fluorescent display of parameters, dynamic touch keys, and new function 'Next Key' for instant modification of sounds, it makes a worthy entry into music synthesis for Akai. However, in the rather noisy environment of the exhibition, the *AX80* did not appear to offer any improvements in synthesis.

The CBS Rhodes *Polaris* synth's production schedules did not allow it to be ready for Frankfurt, but it will be worth keeping an eye out for, as it has MIDI, sequencing and soundmaking on the lines of the *Chroma*, with micro software extended to *Apple II(c)*, *IBM PC* and *Commodore 64*.

You've probably guessed we've left the most innovative entry of Yamaha into their 'Year of the Computer Instruments' until last! Having been on sale in Japan for some time, it was good to see Yamaha's own computer, the *CX-5*, on show.

From the micro point of view, it's destined to be the first true 'MSX' machine to enter the UK. In a nutshell, that means it follows a specification drawn up by several Japanese and American companies that will enable easy interchange of software. *MSX* is a mnemonic for *MicroSoft eXtended Basic* that offers great programming scope and, although there have been criticisms of the specification's standard graphics, sound chips and *Z80* 8-bit restrictions, there could be more

The Desired Effect



Hilton Sound Ltd

01-708 0483 (24 hrs)
The studio effects hire service


For every occasion



Cables from



CONNECTRONICS LIMITED CONNECTRONICS CORPORATION
20 Victoria Road 52 Glenbrook Road
New Barnet Hertfordshire Stamford
EN4 9PF England CT 08906 U.S.A.
Telephone: 01-449 3663/4044 Telephone: (203) 321 2385
Telex: 8955127 SGAL G Telex: 61367E



NEW SOUND SYSTEMS FROM VITAVOX

FLYING BOXER

- * 400 watts
- * Three way Active
- * 1 x 15", 1 x 10" and 1 x HF Driver



BLACK KNIGHT

- * 40-18K Hz
- * 600 watts Programme
- * Three way Active
- * All horn loaded
- * 1 x 15", 1 x 10", 1 x S-5 Driver



For further information ring Phil Neighbour or Neil Young

Vitavox DSN Limited, Westmorland Road, London NW9 9RJ
Telephone: 01-204 4234 Telex: 8954243

ELECTRONIC INSTRUMENTS AND THE STUDIO


software for *MSX* micros than any other. Other *MSX* micros already in Japan are the Sony *Hit Bit HB-55* and the Sanyo *Watty 10 MPC-10*, and Japanese music mass feature Basic programs to play music from them.

What is astounding, is that for the price of £550-600 in the UK, you'll be able to buy a Yamaha *CX-5* micro, complete with 8-note poly FM synth module (*SFG-01*) similar to a *DX-9*, and add-on 3½-octave F to C keyboard (*YK-01*) that both plug directly into the left side of the micro.

The single command 'Call music' transforms the *CX-5* into a professional synthesiser and Yamaha have developed their own LSI to more than meet the *MSX* sound chip standard. This *YN-2149* device gives 8-octave, 3-note voicing plus rhythm accompaniment and an optional magnetic strip reader will produce complete music from Yamaha's *Playcard* system for family musicmaking and utilising excellent screen graphics like a 'playing' keyboard. Although the on-board sequencer does not have external sync, it still puts the BBC and Commodore sound chips way out of its class.

But for serious musos, it's the FM module that's the serious proposition. If you don't care too much for the *YK-01*'s smaller keys, you simply plug in any MIDI controller instead. There are already several software programs available on cartridges for full screen editing of the FM module, the *DX-9* or the *DX-7*, as well as versatile manual/real time composing software (using music staves that can be printed out). Full use of traditional dynamics, repeat and expression marks make the software 'musician-friendly'. The *CX-5* has 32 K ROM for system control and 48 K RAM memory that includes 4 K for its own use, a big 16 K just for making complex graphics and animation (32 sprites in three sizes that can move behind each other to help considerably in on-screen music score display), leaving 28 K for your Basic language programs. Although that's nearer the BBC *B's* 25 K than the Commodore's 38 K user memory, the *MSX* Basic greatly increases the ways in which you can use the available memory. Even the cursor 'pad' could be a joystick music performance controller! A disk drive operating system known as *MSX DOS* will eventually extend the current use of cassette and cartridge software programs.

Coming back to the music, eight tracks of music (and percussion) can be created with just one FM card with a different sound on each track through some clever multiplexing by Yamaha's large team of Japanese programmers. The *SFG-01* module does in fact use four operators and eight algorithms as on the *DX-9* and the basic set-up with the module



Akai's Micro Studio System is a 12-channel recorder/mixer using ½ in cassette tape and (below) their AX80, an 8-voice MIDI polyphonic synth, attracted a lot of attention

inserted gives 48 FM preset voices, auto rhythm/bass/chords, record/playback of sequences, cassette save, keysplit (including poly/mono assign), LFO pitch and amplitude modulation, portamento and MIDI out.

Yamaha's *QX-1 Digital Music Programmer* is virtually a dedicated 'microcomposer' that could be the centre of a complete MIDI studio system. Its alphanumeric keyboard also has music symbols as extra functions and enables the creation of 'perfect' compositions in manual or real time (using a MIDI keyboard) up to a mammoth 80,000 notes (close to an LP's worth at 30 to 40 min without pressure) that is automatically stored with an 'intelligent' 5 in disk unit built in to the *QX-1*. It records in eight tracks of limitless polyphony and will store all the attributes of a MIDI instrument including the *DX-7*, organising

your music into eight chains of 32 banks. Bounce-down between tracks, output channel assign, MIDI channel selection, full editing and transposition of individual parts is easily done from its integrated 20 x 40 LCD display. MIDI in, thru and eight out sockets, tape sync in/out, metronome out and footswitch are included.

If you're wondering how to make use of eight MIDI outputs, then the answer lies in the *T8PR 19* in rack FM module system. The combination of this with the *QX-1* must be a dream come true for many musicians as the *T8PR* can hold eight FM voice cards that have the identical soundmaking qualities of a *DX-7*, with six operators and 32-voice memories, plus a master module that enables one *DX-7* to play another eight *DX's* as well! Each module can be reprogrammed from a *DX-7* or *CX-5* and separate

playing of each can be done through a MIDI keyboard, computer link or the *QX-1*. Each FM card has its own memory protect switch, output volume level, MIDI in/thru and mono line out, while the master card has in, thru and out to channels 1-8.

Making use of the *DX-7* sounds is the new *KX-5* shoulder-strung remote MIDI keyboard that is hoped to be an ideal low cost stage performance instrument. Of course, the price will be high, in the order of thousands.

I'd almost given up hope that Yamaha would bring out a drum machine, but with UK demo expert Dave Bristow showing that *DX's* could make phenomenal percussion—even kettle drums, tubular bells, gongs and anything that's vaguely wooden or metallic, they've surprisingly taken the plunge not with FM but with two digital PCM 8-bit rhythm machines, the *RX11* and the *RX15*. Still, PCM has been well proven by Yamaha and Technics and it's hard to tell the difference between PCM and sampled sound these days.

The bigger machine is the *RX11* (at around £750) and has 16 percussive sounds (12 simultaneously), with variable accent level programmable into 100 rhythm patterns for use in 10 songs of 255 'bars' per song (around 2,000 events in all). A RAM cartridge saves complete sets of rhythm programs. Real time or manual input can be used to enter the required rhythm patterns, with selectable panning and 'swing' features, alphanumeric LCD and dual LED displays, plus tape in/out (sync in/out), MIDI, foot start/stop, 10 instrument outs, stereo out and phones.

The *RX15* (£600) has 13 sounds, 1500 events total, no LED display, independent outputs or cartridge slot, but it's otherwise the same.

The production of the final *DX-1* (from last year's 'prototype') is now complete, and it represents Yamaha's state-of-the-art FM system instrument. It's not just two *DX-7's* in one because it employs full studio/stage performance memory, 3-way output, comprehensive panel display and 6-octave weighted wooden keyboard that not only has velocity and pressure (after touch) sensitivity, but enables the latter to be different for every individual note.

We'll be highlighting a lot of these products in the coming months and would welcome user comment from studios too. There's no doubt a whole new dimension will be added by making use of MIDI in the next year, so we'll keep you informed of packages as they become available. □

Within the UK, for general information on MIDI you can contact Electromusic Research on 03744 67221.



Once in a blue moon.

Only once in a blue moon does a company with an established track record, reject successful design principles and start again from scratch. Harrison have. The new 4 series consoles offer a completely new concept in console design combining creativity with

advanced technology and deep understanding of the music business.

The major result of this new concept is a range of mixing consoles which give the studio Harrison quality and features at a price you associate with lesser consoles.

For details of the range of MR4 and TV4 Harrison Mixing consoles contact:
F.W.O. Bauch Limited.

 **Harrison**

F.W.O. Bauch Limited

49 Theobald Street, Boreham Wood, Hertfordshire WD6 4RZ
Telephone 01-953 0091, Telex 27502

ELECTRO-ACOUSTIC REVERBERATION ENHANCEMENT SYSTEMS

Artificial enhancement of acoustics is not a new factor in auditoria or recording studio design although recently there has been a considerable reawakening of interest in such systems. Peter Barnett of

Considerable interest has been generated on the subject of variable acoustics probably due to the proliferation of multipurpose auditoria over the past 10 years, which if they are to be truly multi-purpose must by definition also be multi-acoustic.

The subject would fill a respectable size book and as such cannot be adequately served in a single short article, inevitably some aspects will get left out and most will be treated with indecent haste; and because of the emotive nature, and obvious commercial potential of the concept, some degree of criticism and disagreement is a foregone conclusion. Therefore to allay any possibility of being misunderstood, I would like to state that I do not consider reverberation as being the only significant parameter associated with auditoria acoustics or our listening experience. The density, magnitude and time of arrival of reflections is equally important, so too is the shape of the decay curve. Reverberation time is however readily measured and as such can be, albeit with a little difficulty, directly correlated to our subjective listening experience.

The systems discussed are primarily concerned with lengthening the reverberation time of multipurpose auditoria, but since they act upon the existing acoustic field and hopefully modify it, they must also affect and influence other associated parameters.

The crux of the matter is, when considering the subjective effect and objective measurements, is by

how much does the said 'reverberation' enhancement system cause the acoustics to change and are such changes consistent with our expectation?

The deliberate act of attempting to increase the reverberation time of performing arts spaces is apparently not new. The Greeks and Romans are reported to have used earthenware pots ('eheria') of many different sizes and hence tonal properties to provide a degree of resonance in amphitheatres. The same type of approach has been observed from studies of Byzantine architecture where metal vases ('golaniki') were set into the walls and domes of temples. Stretched strings in the roof spaces of churches have also been reported.

I personally doubt the effectiveness of such systems since although these resonant systems are capable of storing energy and releasing it over an extended time period, the damping losses, impedance mismatch and energy conversion from wide to narrow frequency band content, imply a very low level of re-radiated sound such that the subjective effect of the apparently increased reverberation time would be insignificant. Also due to

Acoustic Management Systems is a consultant with a considerable interest in such systems and in this article gives a brief history with current applications and developments.

the action of compressing the frequency content of the input energy, a vase (Helmholz resonator) will at most frequencies absorb sound, and would therefore maybe reduce the reverberation time; although what the implications of this under free field conditions are, I am not sure.

The last 50 years have seen numerous attempts using electro-systems to increase reverberation time, I think it would be fair to say that most did not meet the expectation of either the recipient or even the designer, but that is not to say that all were outright failures; any limitations were probably as a result of inadequate technology. In any case such attempts are a tribute to and demonstration of a definite need, consultants and performers would clearly rather not suffer the inadequacies of the inevitable compromise that would result.

Taken at face value it may seem a simple matter using a microphone, reverberation means, amplifier and loudspeaker to produce the desired effect; in fact the converse is true if the added reverberation is to be subjectively acceptable, and most importantly without undue colouration. The acceptability of the quality of the

reverberation is not a function of the excellence or intrinsic nature of the reverberation unit; a considerable number of first class machines are currently used in studios and the recording industry, but they have the advantage that there is no feedback problem to contend with. It is the interaction and transfer function between the microphone and loudspeakers that causes most of the problems.

Electro-acoustics versus architecture

On the assumption that the economic climate of the present and of the future prohibits the wholesale construction of multi-unit single purpose performing arts spaces; for example the South Bank complex in London comprising Royal Festival Hall, Queen Elizabeth Hall, Purcell Room and National Theatre; the trend will inevitably be towards the provincial multipurpose hall. Thus invoking the acoustical compromise outlined in the introduction, hence given that the above premise is accurate for the future, if the space is to be acceptable for both drama and symphonic presentations, then some form of variable reverberation will be required. To place the problem in perspective, **Table 1** gives the typical reverberation time required for a variety of different performances expected in a multipurpose auditorium. From this table we can infer that to satisfy all performances we need to be able to adjust the reverberation time by a factor of around x2.

It would be possible, and indeed

TABLE 1

Type of presentation

Cinema	1.0 s
Pop music	1.0 s
Speech	1.0-1.2 s
Drama	1.0-1.4 s
Comic opera	1.2-1.4 s
Baroque opera	1.2-1.4 s
Grand opera	1.4-1.6 s
Symphonic (Baroque period)	1.2-1.5 s
Symphonic (Classical period)	1.5-1.8 s
Symphonic (Romantic period)	1.8-2.5 s

Ideal reverberation time at 500 Hz

1.0 s
1.0 s
1.0-1.2 s
1.0-1.4 s
1.2-1.4 s
1.2-1.4 s
1.4-1.6 s
1.2-1.5 s
1.5-1.8 s
1.8-2.5 s

it is fairly commonplace, to design a hall to have a mid frequency reverberation time in the region of 1.5 s and to accept the inevitable loss of intelligibility of speech, and the undesirable loss of resonance and warmth expected for symphonic music.

Consider the following equation:

$$RT = \frac{KV}{A}$$

Where V = volume of the space; A = total absorption present; and K = constant. (This is a much simplified general equation. Calculation of reverberation time in a space is a complex matter. The geometry of the space should be taken into account.)

It can be seen that a doubling in reverberation time may be accomplished by either doubling the volume or halving the absorption, or indeed by a combination of both such that:

$$\frac{V'}{A'} = \frac{2V}{A}$$

To double V represents a formidable architectural task, and in any case an increase in V will produce a corresponding increase in surface area and hence absorption, together with an increase in the mean free path such that desirable early reflections will arrive later.

A more feasible method would be to change the mean absorption coefficient, ie change A. This could be accomplished by utilising rotatable ceiling or wall panels; each panel could have one surface acoustically hard and the other acoustically soft. The problem with this approach is that most of the absorption is fixed and inherent, that is the major fixtures, fittings and of course the audience. Thus in general terms the best attainable is probably a change of some 30%, invoking a corresponding change in the reverberation time.

The variable acoustics by variable architecture method may be summarised as follows:

- limited effect;
- expensive;
- slow to operate.

It would be totally inaccurate to suggest that an architectural solution was not feasible. A combination of variable volume and absorption would produce the required change, and with care the undesirable effects could be optimised, but it would still be expensive, slow to operate, and would impose further limitations and restrictions on the architect so that he was less free to exercise the licence of his art.

Electro-acoustics probably provides the best all round solution to the problem, and although not inexpensive, it is probably an order of magnitude less expensive than an architectural method.

Current systems

There are two separate philosophies available to the designers of reverberation enhancement systems; they may

be loosely categorised and defined as in-line systems or non in-line systems.

The difference is self-explanatory: an in-line system contains the reverberation means between the microphone and the loudspeaker, and a non in-line system amplifies the reverberant field that exists between the loudspeaker and microphone. At the present time non in-line systems have gained favour—the demise of the in-line system was probably due to two factors, firstly the inadequacies of the reverberation means, and secondly, the real and always attendant problem of feedback. In fact rather unfairly the reverberation devices take the majority of the blame. Using current technology this can no longer be true, using digital techniques it is possible to purchase, at modest cost, reverberation units of exceptional quality. The problem of feedback is of course always present, although with a little privileged foresight I do not think it will be long before the feedback problem is resolved, and therefore systems based on the in-line principle, or a combination of the two may well reappear.

Returning to the present, there are currently two systems commercially available; *Assisted Resonance (AR)* for which Acoustical Investigation and Research Organisation Ltd (AIRO) is responsible and *Multi-channel Reverberation* system (MCR) which is manufactured and installed by Philips.

The two systems operate on the non in-line principle although in concept they are fundamentally different.

Assisted resonance

Assisted Resonance was developed by Professor P H Parkin. 1965 saw the start of a four-year research and development programme to install a system in the Royal Festival Hall to correct the shortfall in low frequency reverberation.

An *Assisted Resonance* system consists of a large number of microphone-amplifier-loudspeaker channels with each channel being, as far as practically possible, frequency independent of the others. AIRO suggests that this frequency independence is achieved by the use of high Q acoustic filters, together with the selectivity afforded by the careful siting of these units (see Fig 1). The system employed in the Royal Festival Hall uses 168 of these channels and achieves a reverberation magnification as shown in Fig 2. Parkin also recorded an increase in sound pressure level with the system on and this amounted to some 1.9 dB in the 125 Hz octave band.

The number of channels used is based on work carried out by Schroeder and Kuttruff who demonstrated using a statistical method that the transmission

response between any two points in a space had peaks which may be expected to occur, on average, at a frequency interval $n(f)$ given by:

$$n(f) = 3.91/RT$$

For the Royal Festival Hall this implied a frequency spacing of around 3 Hz and hence to cover the frequency range 58 Hz to 700 Hz required some 200 channels.

In 1969 AIRO was granted a licence to exploit the *Assisted Resonance* concept and between 1969 and 1983 some 10 systems have been installed.

The latest systems bear little resemblance (except in principle) to the Royal Festival system. AIRO reduced the number of channels used and increased the frequency range over which the system was to operate. A recent typical system employs 90 channels and covers the frequency range 63 to 1300 Hz. The channel spacing is not allocated on the basis of constant frequency, rather the spacing is typically 4% at low frequencies and 2% at the highest, it is based on the premise that the ear's discrimination is related more closely to a logarithmic

FIG.1
SCHEMATIC OF ASSISTED RESONANCE CHANNEL

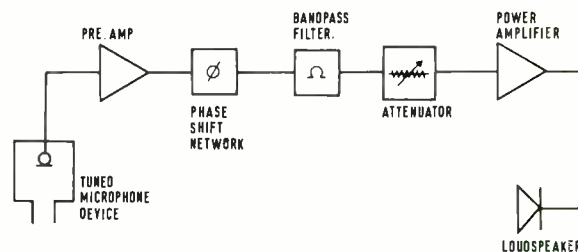


FIG.2
ASSISTED RESONANCE-ROYAL FESTIVAL HALL LONDON U.K.
REVERB TIME

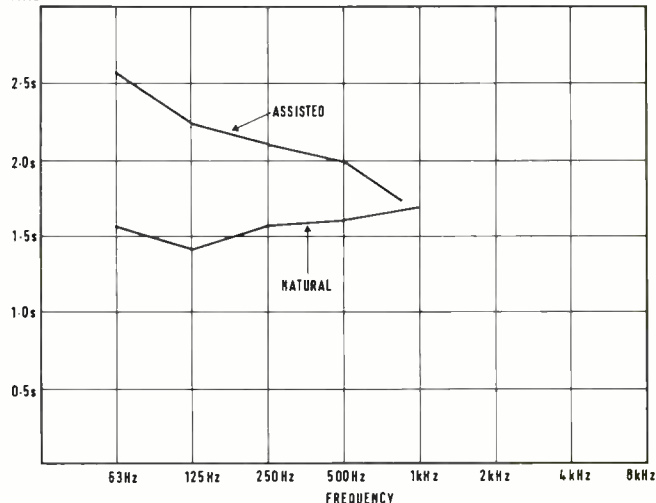
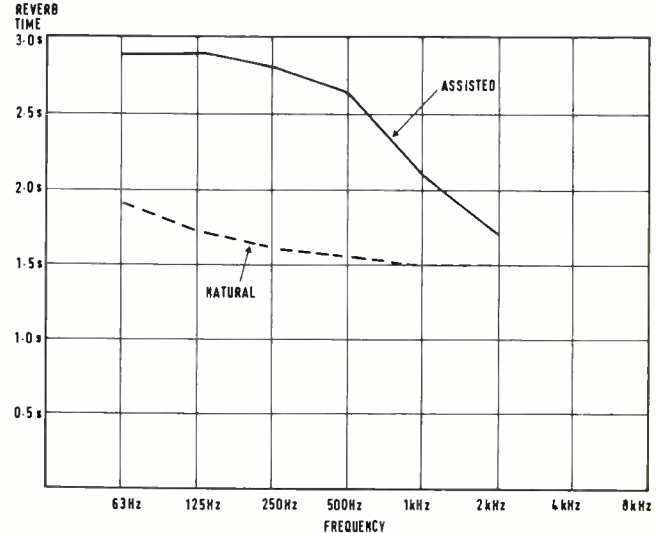


FIG.3
ASSISTED RESONANCE-HULT CENTRE -
EUGENE- OREGON U.S.A.
REVERB TIME



The Electro-Voice Sentry 100A Monitor Speaker System is the direct result of "human engineering," with the broadcast/recording studio engineer in mind.

High Efficiency Plus Extended Low Frequency

E-V's engineers have produced in this unit high efficiency with extended low frequency response, high power capacity across the entire frequency range, uniform frequency response and disper-



Exceptional Power Handling

The Sentry 100A employs a Super-Dome tweeter capable of handling 25 watts of input power (most tweeters operate in the 5 watt range) while faithfully reproducing the programme material with response out to 18 KHz and uniform dispersion (120° at 5 KHz). No longer will

COMPACT BUT NO COMPROMISE

sion, all in a compact rack mountable unit, with a steel reinforced grille covered with grey cloth.

accidental high-frequency blasts from tape head contact in rewind/fast forward mode result in a curl of smoke where a tweeter used to be. The optimally vented design is responsible for the unusual combination of small size, extended bass response, and high efficiency. Such performance is simply not available in other enclosures of similar size.



Many Electro-Voice professional product dealers can arrange hands-on trials at no cost to you. For further information please contact your E-V dealer or write to: Shuttlesound Ltd, Unit 15, Osiers Estate, Osiers Road, London SW18 1EJ. Tel: 01-871 0966 Telex: 27670 Shutso G

SHUTTLESOUND



LONDON BOROUGH OF ISLINGTON
**BRITANNIA
 ROW** N.1

COMPLETE SERVICE AUDIO HIRE

01-226 3377 TELEX: 268279 BRITRO G
 BRITANNIA ROW PRODUCTIONS LTD 35 BRITANNIA ROW LONDON N1 3QH

rather than arithmetic frequency interval.

Obviously the technology employed has altered, AIRO now uses 50 W MOSFET power amplifiers instead of the 5 W valve (tube) amplifiers of the original RFH system, and instead of fixed attenuators they use a microcomputer to change the gain. The latest system installed was in Eugene, Oregon (1981). Fig 3 shows the performance of this system.

Multi-channel reverberation system

This system is based on work carried out by Professor N V Franssen published in 1968. This system as its name suggests and in common with *Assisted Resonance*, consists of a large number of channels (between 50 and 100), the exact number being dependent on the space and the reverberation magnification required. The channels however are, unlike *Associated Resonance*, not frequency selective, and are therefore not frequency independent.

A typical MCR channel is shown in Fig 4. Equalisation is applied to correct for the random-directive sensitivity of the microphone, loudspeaker and the transfer function between them. The principle behind this system is simple and compact, basically since in the diffuse field the sound energy density and the reverberation time are directly related, then if the diffuse sound is amplified the reverberation time

will suffer a corresponding increase.

The Philips MCR system also differs from *Assisted Resonance* in another respect; the placement of the *Assisted Resonance* microphones is critical, an acoustic experiment is carried out (the hall needs to be substantially complete) to find pressure peaks at preset specified frequencies and amplitude. With MCR however the positions of the microphones and loudspeakers can be determined on the drawing board, and as I understand it each element must be in the reverberant field with respect to any other element. This is perhaps both one of the strengths and weaknesses of the MCR system. It is obviously attractive to be able to define precisely the positions of transducers, but for very small spaces it could prove impossible to find sufficient positions that satisfy both the reverberant field criteria and the magnification required.

Again, in common with *Assisted Resonance*, the MCR systems reverberation magnification is dependent directly upon the system again. Both systems operate at between -5 dB and -10 dB below feedback, and as such there is only a small margin of error, the MCR system has a continuous checking system that inspects the electronic gain to detect the onset of problems. It does not of course check the total loop gain since this would involve continuous acoustic measurements. The MCR system is also fitted with two detection and measuring microphones which are placed between the sound source and the

ELECTRO-ACOUSTIC REVERBERATION ENHANCEMENT SYSTEMS

system microphones. These microphones provide advance warning of levels outside the systems capability ($110 \text{ dB re } 2 \times 10^{-5} \text{ Nm}^{-2}$) such that overload and distortion will not result.

To date, five MCR systems have been installed, the most recent is in Limehouse Studio 1, London, where it is intended to provide an acoustic climate suitable for orchestral presentations in an otherwise acoustically dead space. The Limehouse MCR system uses 79 channels (20 W/channel) and covers the frequency range 63 Hz to 8 kHz. The maximum reverberation achieved is shown in Fig 5. Seven steps of reverberation are available between the natural and the operational maximum; there are two further steps of 0.5 dB each, but these can introduce some colouration on percussive sound.

Visits

I was fortunate to be able to visit two installations, Limehouse (MCR) and the Royal Festival Hall (AR). I did not intend to draw any comparisons between the two systems or installations but I feel that to do each system justice some attention to the relative merits and differences are necessary.

Firstly the mechanics of the installation: the standard of Philips work was excellent, the control panels, with the exception of a slightly ambiguous remote panel, were well laid out in a logical fashion, the wiring and circuit construction was of the highest standard. The *Assisted Resonance* system by contrast was not in the same league, but to be fair to AIRO they inherited much of the system, and that for which they were responsible necessarily had to be integrated into that which was existing. It would be less misleading if for example the Limehouse studio installation was compared with the Eugene installation which was AIRO's latest system.

With regards to effect, there is a definite inconsistency, on paper (compare Fig 2 with Fig 5) AR should come out way on top, but in fact I would have rated the MCR system as slightly more effective. Having said that I should clarify and explain exactly what I mean.

Both demonstrations were carried out without the benefit of a live orchestra and therefore any suggestions I have regarding live performances must be a matter of

conjecture. The AR system was demonstrated using pink noise as a source and with the MCR speech was used. Using the pink noise source there was absolutely no doubt as to the difference with the system on and off, and the decay times were inconsistent from a subjective and objective standpoint.

It was difficult to tell when the MCR system was on, until that is, you turned it off, which serves to demonstrate how natural the system sounded. The MCR is reported to produce an increase in sound pressure level when on of around 2 dB. I did not measure it but I would suggest that this increase was consistent with the subjective effect. I suspect that the AR system did not quite produce as much, but again no measurements were taken.

Finally in completing the comparison within reason an *Assisted Resonance* system can provide an increase in reverberation time frequency tailored to suit needs while the MCR system is, I suspect, slightly less flexible, also *Assisted Resonance* is reported to provide greater RT increases than the MCR systems. In terms of price, an *Assisted Resonance* system would cost between £80,000 and £100,000 and an MCR £150,000 to £180,000.

Theoretical considerations

Although a great deal has been written on these systems and subsequent installations, there has been little about the fundamental theory. Quite naturally there has been some resistance on the part of the manufacturers to publish too much information as this could serve as a blueprint for any other interested party. Generally however we can assume that the fundamental premise behind each of the systems is that they replace the energy lost to the acoustic absorption. This necessarily implies a system power output consistent with the losses.

This may be demonstrated as follows, the reverberant sound pressure level in a space may be approximately calculated from the following equation:

$$\text{SPL} = \text{PWL} - 10 \log_{10} V + 10 \log_{10} \text{RT} + K$$

where SPL = sound pressure level; PWL = sound power level of the source; V = volume of the

FIG. 4 SCHEMATIC MULTI-CHANNEL REVERBERATION SYSTEM (SINGLE CHANNEL)

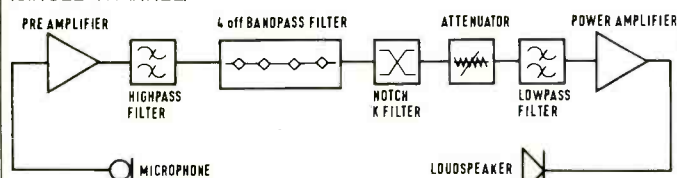
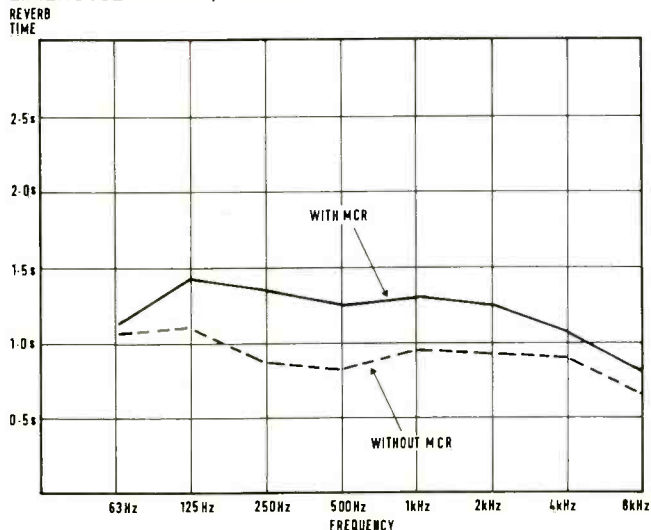


FIG. 5 MULTI-CHANNEL REVERBERATION SYSTEM LIMEHOUSE STUDIO 1, LONDON U.K.



ELECTRO-ACOUSTIC REVERBERATION ENHANCEMENT SYSTEMS

space; RT the reverberation time of the space; and K = a constant to tidy up the units.

If for the same source power, and same volume we require the RT to be doubled, then an additional term $+10 \log_{10} 2$ is required and hence the SPL would be +3 dB.

The reverberation enhancement system should be able to provide both a power level increase and reverberation increase if this criteria is to be fulfilled.

I would like to add that the above is, with regard to the power, a much simplified approach, and the exact connotations depend on the time of arrival of the additional energy together with the degree of linearity of the system.

The limit of power output is determined by feedback and the MCR system is supported by an elegant piece of theory. Franssen determined that if the microphone was placed outside the reverberation radius with respect to the loudspeaker then the average loop gain of a microphone-amplifier-loudspeaker chain should not exceed -12 dB. And further if the system is to be stable and free from colouration this gain should be reduced to -17 dB. From this he deduced (since $10 \log_{10} 50 = 17$):

$$A_{(n)} \text{ max} = 1 + \frac{n}{50}$$

where $A_{(n)} = 3$ or 4.8 dB which corresponds to a three-fold increase in reverberation. This is of course the maximum that can be achieved and in practice although the channels are able to maintain electrical separation, they are acoustically coupled and therefore interactive.

It is also possible to approach the problem from another standpoint, in that if a microphone-amplifier-loudspeaker channel is excited by a pulse of short duration (ie, shorter than the transit time between the loudspeaker and microphone), then this signal will recirculate and decay at a rate determined by the gain of the amplifier and the acoustic loss between the loudspeaker and microphone. If a channel loudspeaker and microphone are separated by a distance L, and the velocity of sound is C, then the time taken to complete one cycle is L/C, and therefore in one RT period $RT \times C/L$ cycles will be made, and since one RT period implies a decay time of 60 dB then at each cycle $60 \times L/RT \times C$ dB shall be lost,

this approach unfortunately infers that channels operate close to feedback. If L = 10 m, RT = 2 s then the loss per cycle will be approximately 1 dB; in other words 1 dB below feedback.

Again this is a much simplified appraisal but it does serve to demonstrate a point.

Although I stated that both AR and MCR are non in-line systems, due to the equalisation in the systems they do have an in-line component. In the MCR system the effect is almost certainly negligible by virtue of the fact that

it is broad band, the AR system however is quite different, and it is this difference that probably limits the maximum magnification prior to the onset of unacceptable colouration.

The frequency selection of an Assisted Resonance system is provided at low frequencies by Helmholtz resonators and at high frequencies by 1/4- and 3/4-wave tubes. To achieve the 4% spacing the resonator has a Q of 25.

A Helmholtz resonator in common with electrical and mechanical filters may be regarded as an oscillatory system and as such may be defined in terms of the usual second order, second degree differential equation:

$$\ddot{x} + 2k\dot{x} + n^2x = n^2f(t)$$

where $2k = gr/w$, $n^2 = gs/w$ and rx is the frictional resistance where $s =$ stiffness of the system. If the system is forced to oscillate at some frequency other than its fundamental, substituting $f(t) = a \sin wt$ the steady state solution

may be shown to be:

$$x = \frac{a n^2 \sin(wt + \theta)}{((n^2 - w^2)^2 + 4k^2 w^2)^{1/2}}$$

and hence the period of the forced reverberation is the same as that of the applied force, namely $2\pi/w$. But as soon as the forcing frequency is removed the system, albeit not instantaneously, will decay at its fundamental frequency, ie the tuned frequency of the resonator or room mode.

The rate of energy release will be determined by the Q of the filter and its fundamental frequency given by the formula:

$$RT = \frac{7Q}{\pi f}$$

hence for a Q of 25 at 100 Hz the RT of the filter would be approximately 0.5 s. Compared with the RT of the system or the hall this could probably be ignored, however, the fundamental Q of the resonator will suffer a quasi multiplication due to the recirculatory nature of the system.

This may be realised by consideration of the situation at the first and subsequent passes. After the first pass the system has a frequency response equal to the response of the resonator, this response is after the transit time from loudspeaker to microphone re-filtered and hence would emerge from the loudspeaker as if it had been filtered by a system with a higher Q. This process repeats itself at each successive pass.

The final Q ($Q_{(n)}$) after n passes, ignoring any damping, may be shown to be related to the initial Q (Q_0) by the following equation:

$$Q_{(n)} = \frac{Q_0}{(10^{3/10n} - 1)^{1/2}}$$

Now in a typical system we might expect the microphone and loudspeaker to be separated by a distance of some 6 to 10 metres and therefore during a 2 s decay approximately 70 passes would be made. Therefore starting with a Q of 25 the resultant $Q_{(70)}$ would be in the region of 250 which at 100 Hz would have an RT of approximately 5 s. This RT would in most cases be much longer than either hall or system, and therefore may be heard as colouration.


Although the foregoing was directed towards the filtration in an Assisted Resonance system, it could also apply to the MCR system since room modes can be considered in precisely the same way, the only difference is that the room mode may be considered as outside the system and hence MCR retains its non in-line status, and in addition the MCR system has many similar transducers distributed throughout the space which would serve to reduce this effect.

Quite clearly such resonant systems are not lossless and since they radiate their energy over a period of time the peak value is generally small compared with the excitation energy (see Fig 6a); in this case the filter ring would not be audible as it is well below the

Assisted Resonance, Royal Festival Hall above ceiling



Part of MCR installation. Limehouse Studios





Further extending your compositional creativity...



it now writes

You get a 'publishing-quality' manuscript off the Fairlight CMI, using the 'Stavewriter' music notation system. The first of its kind in the world.

The 'Stavewriter', the highest quality music printing system available today incorporates the most advanced features: adjustable staff width and length, adjustable spacing between staves, proportional spacing between notes, transposition into arbitrary keys and registers, change of time signature at any bar, detection of odd rhythm groups.

The Fairlight CMI is much more than a musical instrument – it's a complete music production system offering limitless sonic

possibilities and the most advanced compositional software available to the creative musician. A music system which inspires and captures inspiration, where an idea can become a reality and finally a piece of music – arranged, orchestrated, recorded and now transcribed.

First you could not believe your ears. Now seeing is believing.

Syco. We are today.

Syco Systems Ltd. 20 Conduit Place London W2
telephone 01-724 2451 telex 22278 SYCO G

The Fairlight CMI, the UK's top selling computer musical instrument.

ELECTRO-ACOUSTIC REVERBERATION ENHANCEMENT SYSTEMS

background level. If we however increase the excitation level, ie, the orchestra plays louder, then the stored energy in the filter also increases and in the case of Fig 6b the filter ring would be heard as colouration.

That colouration is a problem there can be little doubt (if only in the sense that it reduces the maximum magnification attainable); that filter ring is the prime cause cannot be stated as fact. However the means and the mechanism are present and therefore the hypothesis does seem reasonable. To assess the degree of the effect does require that the loss incurred as a result of the transition from the forced to the fundamental mode is quantified. This is no mean task!

The possibility of non-linearity is not only confined to the tail end of the decay process, the initial part of the decay may also exhibit a similar characteristic. By how much and for how long depends upon a number of factors.

Firstly power output Fig 7 shows the effect of inadequate power output of the system, the decay process will follow the natural until the energy output of the system dominates and hence the decay process will be that of the system. It is partly for this reason that both MCR and AR systems quote in addition to the RT magnification, a sound pressure level increase.

In contrast with the colouration and filter ring which would manifest itself following a loud abrupt stop chord, the early decay time (EDT) is important during continuous passages of music. Unfortunately because of the linear output nature of these systems, the addition of two decay systems (natural and system) may produce an initial drop, this can be demonstrated as follows.

The decay of energy in a space may be described by the following equation:

$$I(t) = I_0 \exp(-Kt)$$

where $I(t)$ is the intensity at any time t , I_0 is the initial intensity and K is a constant determined by the mean free path, the velocity of sound and the mean absorption coefficient.

Now when $t = RT$, then by definition:

$$I(t) = 10^{-6} I_0$$

hence $I(t) = I_0 \exp(-13.8t/RT)$

If two decay processes are involved denoted by $I(t)$ and $I'(t)$ and they are additive we get:

$$I'(t) + I(t) = I'_0 \exp(-13.8t/RT') + I_0 \exp(-13.8t/RT)$$

Assuming that the system output is equal to the orchestral output then:

$$I'(0) = I(0)$$

Rewriting we get $I'(t) + I(t) = I(0) \exp(-13.8t/RT) + I(0) \exp(-13.8t/RT')$ when t (time) = 0 ie at the start of the decay process $I'(0) + I(0) = 2I_0$ or $I_0 + 3$ dB

If the natural RT is much less than the RT' of system, then the influence of the natural system will rapidly reduce; therefore there will be a sharp initial drop until the system decay processes take over.

In other words depending on the rate of initial drop and the time period that elapses prior to the domination of the system decay the effect on the EDT may not be consistent with the later magnification of the reverberation time. This is a gross oversimplification of the situation; in practice the difference between the source/system arrival times at both the system microphone and the audience area will determine the resultant of the summation.

Conclusions

It may seem to the readers that have endured and stayed the course that any such conclusions reached are a foregone formality, in that I am sceptical of the worth of such systems. Nothing could be further from the truth for although I have been quick to point out the inadequacies of these systems, they represent the state of the art and are infinitely preferable to nothing at all.

I do not like compromise solutions. Those multipurpose halls that are endowed with a single acoustic climate are in the words of an old and sadly missed friend of mine, 'neither fish foul nor good red herring'. Those halls which are fitted with some form of reverberation enhancement device are often critical of the performance and effect of these systems and this is not surprising since they are in a privileged position. Some of the criticism is poorly founded often prompted by a comparison of the cost of these systems with that of the regular sound equipment. A better cost comparison would be between the reverberation system and the cost of perpetrating a similar effect architecturally.

Further these systems have been cited as insurance policies taken out by the acoustical consultant in case he gets his sums wrong and in addition it is preferable to effect a solution using natural means.

A natural solution would almost

certainly mean a single solution (a compromise) or at the very least variable acoustics over a very limited range, and with regards to an insurance policy; for what—against providing a multipurpose space with a single purpose acoustic climate?

Both Philips and AIRO have contributed a great deal to our understanding of this subject and to the improvements and flexibility of the acoustics in multipurpose space and I am sure that such systems will continue to gain favour and be used for some time or at least until someone

comes up with something better.

What I have tried to do is provide an insight into the subject, together with suggestions that may explain some of the problems and inadequacies. Obviously some readers will not agree with some of my opinions and conclusions, some may even plain disagree. Whichever is the case the subject could use some criticism, preferably constructive. □

Acknowledgements: Finally, I would like to take this opportunity of thanking Tony Jones, Rob Hill and Bill Stevens of AIRO; John Mordaunt and Stephen De Koning of Philips; and Ron Payne of Limehouse Studio for their co-operation and assistance.

FIG 6 EFFECT OF FILTER RING

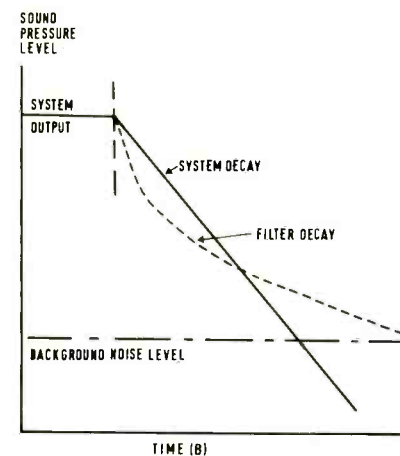
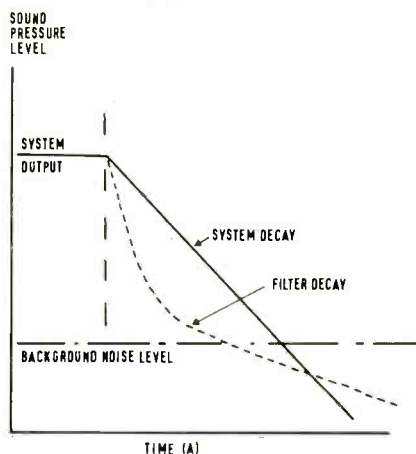
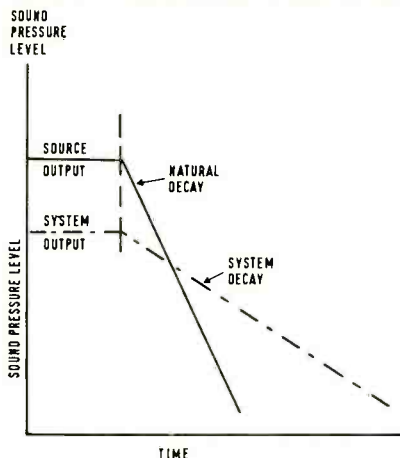


FIG 7 EFFECT OF SYSTEM LOW POWER OUTPUT



NO MATTER WHAT YOU PLAY, YOU ALWAYS GET THE BEST OUT OF BOSE.



BOSE 802

FULL RANGE MUS.C REINFORCEMENT SYSTEM.



BOSE 402

COMPACT PORTABLE SOUND REINFORCEMENT.



BOSE 101

MULTIPURPOSE MINIATURE SPEAKERS.

OF BOSE.

Whether you're looking for a full-range music reinforcement system for your eight piece band or just a reliable PA speaker for a bit of background Bach, you may be interested in Bose.

Because Bose Professional manufacture a whole range of speakers and amps both for live music and for recorded sound.

A range that stretches from the 360 watt 802 Series II speaker system to the ultra compact 101 speakers, specifically designed for distortion-free PA.

From the 360 watt 1802 power amplifier to its smaller, more mobile cousin, the 1602.

For more details about the Bose Professional range, drop in on your nearest dealer or contact Bose UK at the address below.

BOSE[®]
PROFESSIONAL

*BOSE (UK) Ltd., Trinity Trading Estate,
Unit G2, Sittingbourne, Kent ME10 2PD.*



BIG BAND SOUND

As one who was working in BBC studios and on OBs in those big band days, I have been making the point for many years that the effort to revive their sound has always failed to be convincing for the very reason Barry Fox mentioned in his Business column (February 1984).

Until the late '40s we balanced large orchestra shows on only three or four microphones. They were usually 'A' or 'B' ribbon mikes, sometimes with a 4017c moving-coil omni. The 'A' ribbon was the famous AXB—later known as an AXBT when it was fitted with a Ticonal magnet which gave it an additional 8 dB output—and the 'B' ribbon was similar but was mounted in a large round case.

The technique was to move the artists around rather than the microphones. A typical set up would be a rhythm section ribbon placed in the vicinity of piano, bass, drums and guitar. Full use would be made of the fact that the ribbon had a figure-of-eight polar diagram, and although the rhythm mic was standing in a position to favour the piano, the guitarist would not hesitate to move closer to it for a solo spot and then return to his original seat, usually just in front of the string bass.

The drums bashed away just behind or to one side of the piano. Strings, woodwind, saxes and trumpets would all be balanced internally, although we would frequently sling a ribbon above the orchestra using another ribbon in a front floor-stand to be shared by a group of saxes, soloists, vocalist(s) and the announcer.

If one of the sax players was doubling on say, clarinet, he would step forward to this microphone. It was also usual to regard this closer microphone as available when brass instruments were

Recordings of big bands made within the 'big band era' have a distinctive sound. Ex-broadcast engineer John Longden tells a few secrets.

playing a few bars with mutes, and the musicians were well-schooled in making obvious hand signals before picking up their mutes or commencing a solo passage. In general it worked well.

Experienced broadcasting musicians gained an expertise in turning away from the mic or moving to the dead side of the ribbon before playing forte, and moving in for the pianissimos. I think that they were much more aware of how to manipulate their sound balance for themselves, though the programme engineer, as he was then called, always had the final say.

Since the general aim was to broadcast the sound *as it was being heard in the studio* rather than an equalised, corrected and modified version of itself, everyone concerned had a common goal. You didn't really find it very difficult to agree whether the final effort was good or bad. It needed only a direct comparison between the original sound in the studio and what was heard in the monitor cubicle, although as it was all live and nothing was on tape the only way the balance could be judged at all was during rehearsals.

Various members of the orchestra, then the conductor, would come and listen while the same number was played over and over for each of them. Since this meant that one or another

instrument was missing while it was his turn to judge the balance there were some hiccups!

An interesting sidelight on a musician's ability to assess a balance emerged. Because the musicians were almost always working in an internally balanced situation they became accustomed to hearing their own band in quite an individual way, according to whichever instruments normally worked closely with them and we soon learned that the most reliable opinion came from the conductor who, from his position in front, was used to a more balanced sound though still too close to know what the audience was really getting.

Unfortunately those big bands were LOUD and through years of standing so near, most conductors were noticeably deaf. I remember Ted Heath whose open brass was blasting away at him from a distance of only a few feet wore a hearing aid! Disco-type levels were not unknown 40 years ago.

It was just as well that musicians were willing to move around to change the balance and regulate levels during the performance as there were no limiters in the desks, and the line volume meter (forerunner of the PPM) was very crude.


Also the potentiometers—faders to you—worked clumsily in 2 dB steps: a very coarse adjustment. An additional hazard awaited the unwary engineer in that low-level mixers were the order of the day, this meant that as you faded up any one of your three or four channels the others would go down. The potentiometer was a stud type, rotating over a sensible 180°. Fig 1 taken from an early BBC training manual shows what it looked like. Ergonomically I think it was superb.

If you were unlucky enough to get a short-circuit on a mic cable as you faded


TAC MATCHLESS

The incredible new industry standard in cost-conscious multitrack consoles, featuring:

- Full 24 buss, 24-track in-line monitor functions
- 8 auxiliary sends and 8 effects returns
- 8 audio subgroups with separate stereo buss
- 4-band, advanced semi-parametric equalizer on all i/o modules
- 2 independent mute groups
- Separate monitor mix and stereo busses
- Oscillator and talkback system
- LED metering with switchable VU/Peak ballistics
- +48V DC phantom power rail
- Matchless audio transparency and flawlessly musical equalization



In the USA:
AMEK CONSOLES INC., 11540 Ventura Blvd, Studio City,
 Los Angeles, Ca 91604 tel: (213) 508 9788
 telex: 662526 AMEK USA



Factory:
TOTAL AUDIO CONCEPTS LTD., Unit 10, St Michael's Trading Estate,
 Bridport, Dorset, England tel: 0308 27066
 telex: 41281 TOTAL G

Sales office:
TOTAL AUDIO CONCEPTS LTD., Islington Mill, James St,
 Salford M3 5HW, England tel: 061/834 6747
 telex: 668127 AMEK G

Our definitive statement...

BIG BAND SOUND

up that particular channel you lost the lot! As a result, engineers tended to be cautious of knob-twiddling and this showed in their balance techniques.

A short-circuited microphone was not at all a rarity as the microphones were not fitted with *XLR* terminations, but with three large terminals. You had to bare the ends of the cables and connect up to the terminals every time, so the odd whisker of wire from terminal post to metal case was not unknown.

A quirk of the *4017c* moving-coil microphone design also caused frequent one leg earth faults. A quarter wave acoustic pipe inside it could come adrift and touch the terminals inside the casing.

All this may seem to be getting away from the original points raised by Barry regarding the Big Bands' balances, but I think it explains the totally different approach of the earlier engineers. They had to nurse their equipment and would rather do something to change their studio acoustics than attempt an electrical change and this in my opinion had one very great advantage: it meant that everyone in the studio was aware of any alterations and the mic positions were nowhere near as close as they are today so the ratio of direct to indirect sound from an instrument was much less. More of the studio's acoustic was present and as a result I think we made more use of such things as acoustic screens and what was known as Cabot's quilting, a kind of Kapok mattress that you could hang on the walls. We also fully exploited the dead side of the ribbon mics to increase separation. One would even move members of the audience to get good audience effects, seldom allowing anyone in the first few rows of seats near the front of stage microphone.

(It is interesting to note here that in the early stages of the Second World War when a separate audience effects mic was rigged it was watched over by a member of the Home Guard armed with a .303 rifle. He would also be present under the microphone which was suspended in an otherwise empty auditorium during cinema organ broadcasts.)

We had to be wary of out of phase microphones. Apart from the dangers of putting the wires on the terminals the wrong way round (Red wire always on the Right) a ribbon microphone works in reverse phase if you turn it through 180°. With only two or three mics in use the effect of fading up an anti-phase mic was a disastrous cancellation effect—a literal fade-out.

Finally, a word of warning to would-be historians. Don't believe everything you see in archive photographs. Many of the pictures purporting to be 'so-and-so during their recent broadcast' were in fact separately posed, and bands of the day preferred to be pictured in the

FIG.1
EARLY STUD-TYPE POTENTIOMETER

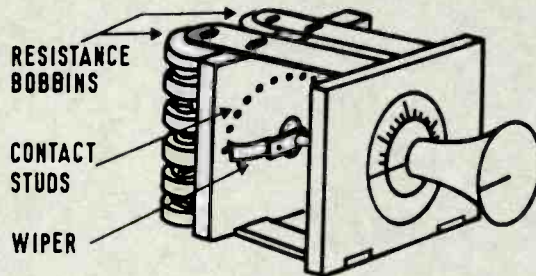
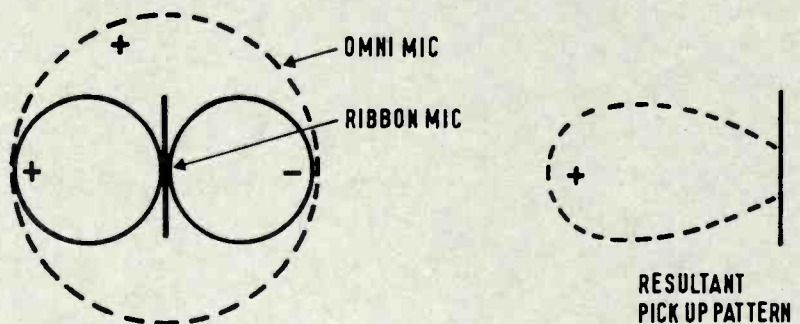


FIG.2
A CARDIOID RESPONSE COULD BE SIMULATED USING AN OMNI/RIBBON COMBINATION



positions they would normally adopt at a public performance which unfortunately means that the exact microphones which were used and their positions are not necessarily known.

Also there were little 'tricks of the trade' resorted to by programme engineers which they were not always keen to publicise, since they were much frowned upon by the engineering hierarchy who were generally theoretical purists. Unauthorised modifications or additions to mixers and microphones were strongly forbidden but rife, and many of these became jealously guarded personal secrets, so that at one stage an elite breed of PEs began to emerge as handleaders would ask for individuals for their programmes. I remember quite a flurry of internal memos flying about to forbid the practice of attaching an empty cigarette packet to the back of a ribbon mic with rubber bands to achieve a primitive 'presence' effect. It was said to work even better with a segment of broken 78 gramophone record (they were brittle and broke very easily!).

One device which I personally used quite frequently has appeared in very

few photographs so far as I know. This was an attempt to get a cardioid characteristic and since we had no cardioid microphones (the Western Electric *4033* arrived later) we hung a ribbon and moving coil one above the other and paralleled their outputs (see Fig 2).

This combination of figure-of-eight and omnidirectional meant that in one direction they were in phase (front) and in the other were cancelling (back). Instant cardioid! At a recent exhibition I was amused to read a caption under a picture of the ITMA* team using this combination of microphones, which suggested that it was a lack of confidence in the mics which led to a 'main and stand-by' rig being used. It wasn't—it was a 'cardioid' in use to combat the PA system. I know—because I rigged it!

All such devices would be whisked away very quickly indeed if there was a photographer in sight, and too many requests for one's services from artists could lead to embarrassing confessions and disciplinary procedures! □

*BBC Radio comedy programme from the '40s.

AKG
ACOUSTICS

In addition to the purity of sound that an orchestral recording in a studio or concert hall demands from a good professional microphone, the AKG C422 stereo condenser microphone attains those indefinable qualities called ambience, imagery, presence.

Suspended at a distance from the total sound source, the C422 has the ability to make concert recordings come alive, searching out the multiple tones and textures of the music, the movement of strings in air, the metallic sound of brass, the human voice.

Read the specification by all means – it's impressive enough. But it is those unquantifiable qualities of excellence that make the C422 unique.

May the source be with you!



C 422

SPACE INVADER

Specification includes -
Two double diaphragm CK12 condenser capsules, one fixed, one rotating through 180° for full stereo recording 9 polar patterns, selectable remotely with the S42E remote control
Sensitivity at 1000 Hz, 0.6 mV/µb = 6 mV/Pa = 64.5 dBV
Frequency range 20Hz-20kHz ± 2.5 dB from published curve

TO: AKG ACOUSTICS LTD. 191 THE VALE, LONDON W3 TEL 01-749 2042 TELEX 28938

PLEASE SEND FULL DETAILS OF YOUR PROFESSIONAL MICROPHONES

NAME

ADDRESS



BUSINESS BUSINESS



Barry Fox investigates the facts behind the industry news

Doh, Ray, MU

They say all the best novels and film scripts start life as a short item in a local newspaper. Who will write the story behind motions (ix) and (x) from a recent Musicians' Union branch meeting? I quote:

"We request the Executive Committee to make redundant from the Union's service, the officer responsible for the organisational catastrophe of the 'out of tune piano', at the 1983 Biennial Conference. This brought a great deal of embarrassment to a delegate (the bandleader and the person who had to perform on the instrument) and several esteemed London musicians... the Branch views with deep concern the embarrassment caused (with regard to the 'out of tune piano'). This in effect caused a lowering of performance standards. This Branch asks for a categorical assurance from the Executive Committee that this will never recur."

If it does recur, I do hope they sell tickets and advertise it well in advance.

Tape tangles

BASF in Germany has just been celebrating 50 years of magnetic tape. It was in 1934 that the German company delivered the first batch of 50,000 m of tape to AEG Telefunken. Two years later Sir Thomas Beecham was touring Germany with the London Philharmonic Orchestra. One scheduled concert was in the BASF hall at Ludwigshafen. Company engineers taped the concert and Sir Thomas skipped the reception afterwards so that he could listen to the playback. Last month the LPO performed exactly the same programme at the Barbican. One member of the orchestra had been at the 1936 recording. Vernon Handley was supposed to conduct but at the last minute he was ill and replaced by Brian Wright. Egg on face of any reviewer who wrote it up in advance. Egg also on any magazine which prints BASF's picture of the 1936 concert, complete with BASF caption, which incorrectly says it is the London Symphony Orchestra.

To be strictly accurate, it wasn't BASF that staged the 1936 concert, it was I.G. Farben, the chemical cartel that fuelled the German war machine.

Recently I did a broadcast about BASF's early work on tape. Routinely, the radio station made a cassette recording of what went out. But the recording is incomplete, because the tape tangled. Yes, you've guessed it, it was a BASF cassette. I have the tangled tape to prove it.

Broadening horizons

You can always tell when the going is getting tough in an industry. The companies trying to sell their wares start thinking about PR, by which I mean Press Relations or Public Relations. I've been writing this column for quite a few years now and still get almost all my news through the grapevine, at exhibitions and as spin-off from other areas where the firms are better geared to telling the press what is happening. The studio industry just hasn't been switched on to PR.

For the benefit of any firm wondering why its new ideas aren't getting noticed, here is a bit of advice that may help.

A great deal of what you read in any specialist magazine (whatever the field) is written by freelance contributors. Although the magazine may well have specialists on the staff (as does *Studio Sound*) they can't write everything. Just look at the contents page, read the staff listing and you'll know who is working from the outside and who is on the inside. When a clumsy PR firm sends a press release, with expensively produced glossy photos, to the magazine it gets read by the office staff. If it grabs them it gets used. If it doesn't it usually ends up in the bin on the floor. Only if it has obvious relevance to a freelance contributor will it be forwarded out of the office. Think about it: how can the magazine staff possibly know what may just happen to touch on a story which an outside contributor is working on? That's why most press releases, and product launch invitations, only occasionally end up with contributors. Obviously things get even more confusing if more than one contributor might be interested. The simple answer, adopted by PR people who really know their trade, is to make initial contact by letter, or press info, sent c/o the magazine. Sounds obvious doesn't it? Well you would be surprised how many PR people don't work that way.

There is in fact a simple reason why they don't. To work that way you have to know who is writing what in which field. And that means either having an interest in the subject or doing the hard grind of reading not just the specialist magazines but more general publications that carry articles on the subject. In the studio field that means reading not just *Studio Sound*, but the music press, the hi-fi press and the broadcast press as well. So if you are a hardware firm wondering why you aren't getting heard, try the simple experiment of asking your PR person which freelance writers they regularly talk to. The result may surprise and disappoint you, but explain a lot.

Stop that tune

A nice snippet from IBS, the sound engineers' newsletter. A new and inexperienced man was put on the job of recording the music for the Queen's Christmas message. The plan was to end the broadcast with a recording of a military band playing the National Anthem in the grounds of Buckingham Palace. The raw engineer kept messing up the stereo balance and trying again. Just as the band was striking up for the 11th time an equerry arrived with a note from 'Her upstairs' which read: 'Would you please stop playing that tune. I am trying to hold a conversation with someone and every time you start playing they stand up.'

Franchise fever

Last year Capital Radio won its franchise to go on being London's pop commercial radio station. Local Radio Workshops' £10.50 polemic on the station didn't stop it. Although obviously biased and predictably dismissed by Capital as 'laughably inaccurate', it makes some important points in a meticulous dissection of the station's 10 year history. It also makes a very useful antidote to Capital's glossy and self-satisfied PR image.

Capital won its original franchise with promises of a news section responsible for current affairs, and a drama department for radio theatre. The newsroom was axed in 1974, to save money. The drama department also disappeared at around the same time as the newsroom. Only when the franchise came up for renewal in 1983, did Capital start producing drama again. Also in the run up to the franchise, Capital dreamed up a 'music festival'. This was an umbrella title for the kind of concerts that are happening in London throughout the summer months anyway. The grand opening, spread over three days at Camden Lock was a shambles. No-one, least of all the pretty ladies manning the Capital Cruiser publicity truck, seemed to know what was happening and when.

By coincidence, Camden Lock is home of TV-AM, the breakfast TV station which found that the only way to survive was to adopt a very trivial programme format that bears little or no resemblance to the format promised when it won the franchise.

The big question now is what will happen if Britain is cobwebbed with cable and saturated with satellite broadcasts that do not live up to the promises made to secure the contracts. If the broadcast watchdogs have no teeth, who will watch over the watchdogs? □

We Communicate Solutions



A Production Team, a Video Team, any kind of team needs to communicate effectively. Technical Projects have the range of proven talk-back systems for the professional – belt-packs, head-sets, loudspeakers, camera adaptors – everything that is needed. Reliable wired and wireless systems, central switching and higher power radio links.

We Communicate Solutions

TP Technical Projects Ltd.

Manufacturers and distributors of Audio & Acoustic Measuring Equipment and products for the Broadcasting and Professional Entertainments Industries

Unit 2, Samuel White's Industrial Estate,
Medina Road, COWES,
Isle of Wight, PO31 7LP, (GB)
Tel: (0983) 291553
Telex 869335 TECPRO G

The sensitive performer



This new 30-band, 1/3 octave equaliser gives truly creative fingertip control of system and performance.

The totally new design concept of the DN300 uses advanced solid state technology to add lasting stability to responsive equalisation. It features tunable high and low cut filters, standard electronic input balancing, and LED overload indication. The unique Klark-Teknik automatic failsafe bypass gives exceptionally high 'system performance' security.

Experience the DN300's sensitivity in performance, and you'll see why so many top musicians and sound engineers choose Klark-Teknik.

Specification includes:

Frequency response $\pm 0.5\text{dB}$
20Hz-20kHz
Equivalent input noise $< -90\text{dBm}$
Distortion $< 0.01\%$ THD @ 1kHz
Filters MELT*

**The reliability of MELT micro-electronic filters gains a 5-year solid-state parts warranty for all Series 300 equalisers.*

The Klark-Teknik promise – a bigger investment in the future with:

1. Greater R&D investment, with 12% of all company personnel directly involved in new product development.
2. Consistent attention to production economies for professional performance at 'breakthrough' prices.
3. Effective 'Reliability Control' during manufacture.




KLARK TEKNIK



British designed, British made

For full colour 'Series 300 Equalisers' brochure contact:



Manufactured by Klark-Teknik Research Limited
Coppice Trading Estate, Kidderminster DY11 7HJ,
England. Telephone: (0562) 741515 Telex: 339821

Klark-Teknik Electronics Inc.
262a Eastern Parkway, Farmingdale,
NY 11735, USA. Telephone: (516) 249-3660

Distributed in the UK by Autograph Sales Limited
Stable 11, British Rail Camden Depot, Chalk Farm Road,
London NW1 8AH. Telephone: 01-267 6677

A sound-reinforcement system should be invisible to anyone who attends a concert or live show. In the best of situations, no one, except for the sound crew, needs to be aware of the sound system. As the link between the performance and the audience, the speakers, microphones, amplifiers and other equipment are simply a means to accurately reproduce what's originating on the stage. Yet as soon as one little thing goes wrong—a hum, a buzz, a dead mic, or a single distorting speaker—everyone becomes aware of the monstrous flying trusses, the dozens of dangling cabinets and miles of cable lying on the floors of stage and arena. (Ironically, of the thousands of components and connections that compose a contemporary audio system, the only one that's remembered is the one that causes a problem. And if it lasts long enough, the reputation of the entire company suffers as a result.)

Now of course, people in the music business—musicians, managers, promoters, engineers, producers, etc—must devote some attention to sound quality in a live environment. Their livelihoods, either directly or indirectly, depend on good reviews and favourable responses from the crowds that attend the shows. For that reason, audio professionals are exposed regularly to explanations and critiques about typical sound systems and their practical applications for this tour or that one. But seldom does anyone get a look behind the scenes at the extensive support facilities, staff, and inventories of equipment and parts required to keep those systems operating, and dependable reputations intact. To shine a bit of light on the internal workings of a reinforcement company, A-1 Audio gave us a tour of their 20,000 ft² main facility in Hollywood, California.

A-1 Audio is a one-stop, vertically integrated service company that handles the design, construction, set-up and, if necessary, operation of full-scale, flown systems for international, contemporary-music tours (Barry Manilow, Doobie Brothers, Frank Sinatra, etc); sophisticated fixed installations such as those demanded by Las Vegas/Atlantic City-style show rooms (Caesar's Palace and the Aladdin Hotel in Las Vegas, Resorts International in Atlantic City, Britannia Beach Hotel in the Bahamas, Hotel de Mexico in Mexico City, etc); and complex audio/visual interfacing required to put on a successful corporate/industrial presentation (IBM, Yamaha, Cadillac, Mattel, etc).


Currently with four offices throughout the United States (Hollywood, Atlantic City, Las Vegas and the Lake Tahoe/Reno area), A-1 is proof that a company can survive and even flourish during a slow period like the last few years of record-industry cutbacks, and generally poor attendance at major rock concerts. "In addition to providing an accurate and dependable sound system, the secret is that we've vertically integrated a lot of little services under one roof, so our clients don't have to search all over town for everything they need," says Al Siniscal, president and founder of A-1 Audio. "Acts usually don't have very much time to prepare for a tour. By taking care of all the potential problems that can hassle a tour into frustration, we make their job a lot easier."

Supporting this approach is a two-pronged philosophy that Siniscal adopted, while

Dave Gibbons and Steve Meeus in A-1's fabrication shop—pre-tour construction of metallic installation stand

A-1 BEHIND THE SCENES

Large, American sound system company, A-1, designs, constructs, hires and operates every type of installation. Tony Ryder visited their main facility in Hollywood.



in the US Air Force, as a project engineer for the Minute Man Missile Program. Even though the world of military policies may seem the antithesis of the typical recording-industry consciousness, the watch words of 'no excuses' and 'zero defects' apply equally well to both environments. "In the Air Force, the missile had to go when it was launched, or we were in major trouble," he says. "There were no second chances. A concert or stage show is the same way; it has to go on, or somebody loses a lot of money and gets a lot of bad publicity."

After Al Siniscal left the Air Force in the late '60s, his love for music (he plays several instruments) led him to the sound-reinforcement business. But what he discovered there surprised him. "People were using hi-fi equipment on stage. Or other components that were totally unsuited for the way in which they were being utilised. I was used to all the technology that was available in the military, and couldn't believe people weren't taking advantage of it."

So during 1970 Siniscal started A-1 Audio in Las Vegas, Nevada by renting equipment to the major hotels and casinos, and doing house mixes for the acts that came through town. By applying the experience and knowledge of current technology gained in the Air Force, he managed to build A-1 into the multifaceted sound company it is today.

When you first approach A-1 Audio from the street, you get the impression that the brick building with oversized garage doors is just another Hollywood scenery shop located two blocks from the infamous Sunset Boulevard. But upon closer inspection, you notice the surveillance cameras, the security bars on the windows, and the huge 'A-1 Audio' logo arcing over the main window in the centre.

Once in the lobby, you're greeted by rows and rows of pictures—the majority of which are publicity photos donated and autographed by A-1's show-business clients. The rest are snapshot displays of crew members and various types of the company's audio installations in many locations around the world. The remaining wall holds racks of product literature, which A-1 sells or rents to touring clients, movie companies, TV stations/networks, and production houses. The two adjoining offices belong to Scott Danner, the traffic and office manager, and business/purchasing administrator Lyndon Walker. Besides handling all the paper work, and general business responsibilities, they maintain a current reference library of product information in four giant file cabinets for the convenience of the design and road engineers.

Behind an electronically locked door to the left of the lobby, lies the 'inner sanctum' filled with literally tons of equipment and the hustle and bustle of a small city. Directly inside the security door is Al Siniscal's office, decorated with more photos of A-1's accomplishments. An enclosed staircase behind his desk leads to a plush second floor lounge reserved for visiting acts, their management and guests. Through the picture window at the south end of the lounge, the artist can view a 100×100 ft area below, which is separated on the west side from the rest of the complex by a padded 6 ft high iron fence on small wheels. Gaffer's tape on the ground floor marks off the dimensions of several commonly used

stages found in showrooms around the US.

Acts lease a 60×60 ft portion of the building for full audio rehearsals with flown speakers and all their instruments. As an aid in learning new material, or for perfecting segments of a show, multitrack tape machines are available so performances can be recorded live. While the 25 ft high arched ceiling doesn't provide quite enough height to accommodate a typical concert lighting set-up, A-1 has access to the TVC soundstage complex for full flow arena rehearsals within six blocks of the main offices.

Large pieces of unused equipment, such as speaker cabinets, consoles, etc, are stored in the remaining footage of this central area, as well as in the rehearsal area when that space is unassigned. The large room at the building's southeast corner, which may be secured by sliding metal doors, holds road cases full of smaller tour gear, such as outboard effects, microphones, test equipment, and so on.

All the cases for each tour are assigned a colour (for example: the red system, the green system, the blue system, etc) and marked with the appropriately shaded gaffer's tape for easy identification. The artist and the audio engineers for the act select specific components for their particular needs. Once the system is assembled, no other clients or company personal have access to any part of that system (except for maintenance and repair work) regardless of whether the act is working or not. The colour-coded road cases ensure that one group's equipment doesn't get mixed up with a neighbouring system, while sitting in storage, and every tour that goes out has everything they're supposed to have.

The rest of the Hollywood facility is divided into several distinct areas, and each has a specific responsibility within the totality of the business. Yet all function as a single entity to keep the flow of groups and projects moving along at their optimum pace.

Off to the right of the rehearsal area (the west interior wall) and criss-crossing back and forth are stairways that lead to the various second floor offices. Like the artist's lounge, each office has picture windows overlooking the central rehearsal/storage space. At ground level are located the technical shop, the engineering lab, new product sales and piece rental storage.

Although several manufacturers produce sound-system components commercially, most reinforcement companies usually design their own cabinets utilising speaker and amplification specs that best fulfil their interpretation of how a system should sound and operate in a given environment. To develop such designs and advance the current state of technology as it applies to sound reinforcement, companies like A-1 Audio underwrite their own research and development. Bobby Ross, A-1's chief engineer and director of operations, works closely with Greg Oshiro, the electrical engineer in charge of technical services, and his staff to continually develop and improve their existing systems, while also evaluating new products submitted to them by outside vendors.

"Besides customising reinforcement systems to a variety of parameters and applications," explains Bobby Ross, "we get a lot of calls to supervise equipment interfacing, integration and modification, and to develop specialised electronic schemes like click-track,

and wireless systems. In fact, we do entire stage layouts, which involve the optimum positioning of monitor speakers and stage equipment, the plotting of signal routing, and the assembly of sub-snaking and attendant wiring. When hanging systems are appropriate, A-1 engineers do the preliminaries, and then refer the drawings to an associated structural-engineering firm for approval. All this takes man-hours and money, but it's necessary if we're to continue offering our clients the best and most dependable system available.

The technical services group, under the direction of Greg Oshiro, has two primary objectives: 1) to reduce to zero the number of equipment failures on the road; 2) to advance the 'state-of-the-art' of A-1 Audio's equipment via appropriate and effective modifications, which make set-up easier, quicker and consistent from show to show. The tech shop thoroughly inspects, repairs, modifies (when necessary) and certifies every piece of gear that goes out the front door via a comprehensive evaluation system developed by Oshiro.

For example, every power-amplifier rack is disassembled, visually inspected, subjected to a battery of tests for continuity, frequency response, distortion, noise and mechanical shock. When the unit passes inspection, it's initialled, tagged in five places (each of the two amps, the wiring harness, crossover and the rack itself) and put into stock.

If equipment modifications are necessary to meet the exact specifications established by the systems engineers or artists, these are completed in-house as well. All work is thoroughly documented and copies are distributed as reference material to the crew in the field to answer any questions that may arise.

Operating a tech stop of this calibre means committing substantial investments to inventory and training. The most common equipment is supported by a full stock of parts, purchased in bulk directly from the manufacturers. Only top-quality, MIL-SPEC components can be used (ie all gold contacts, heavy-duty Lexan AMP connectors with custom covers, etc). Additional pieces, such as 50-pair snakes, wiring harnesses, patch bays, etc, are assembled by the tech department, too. Fortunately, standardisation of many parts, such as connectors, covers, cable, etc, has reduced stock costs substantially.

Says Greg Oshiro: "All solderers must be trained because wiring is an art. There are thousands of connections on a tour, and just one intermittent short that's difficult to track down can disrupt the whole system. We have to make sure that every tech does everything perfectly."

Although A-1 hires highly qualified personnel, improvements in technology and techniques are occurring all the time. To keep up with the progressing level of standards, A-1 takes advantage of the manufacturers' training courses, such as the JBL speaker reconing school and the CM Loadstar chain-hoist workshops. Al Siniscal and chief engineer Bobby Ross attend all the seminars. Department heads and road crew members participate in those training programmes that pertain to their fields of expertise. In the case of the loudspeakers, everyone on staff

A1

associated with touring equipment is encouraged to learn as much as possible. "Something like the JBL reconing school gives them a good appreciation for the delicacies and limits of a loudspeaker," explains Al Siniscal. "After three days of reconing two of practically every speaker that JBL makes, they have much more respect for all the gear. And much more confidence if they're faced with any kind of defective equipment."

To augment this continuing education programme, A-1 also encourages the department heads and qualified personnel to lead periodic in-house training sessions on topics such as power distribution, equipment interfacing, grounding and shielding, the use of test equipment, general audio electronics, and specific equipment operation.

To further round out the overall education of each crew and tech person, road-crew members must spend some time in the tech shop doing repairs, and repair technicians must earn some road experience. "These guys get the feel for what it's like on the 'other side'," says Al Siniscal. "The tech crew comes to realise first hand that one bad solder connection can cause a lot of people a lot of grief when it happens in the middle of a show. And the road crew learns a greater appreciation and respect for the delicacies and value of the equipment they handle everyday. Having that 'other' perspective helps everybody do a better job."

To manufacture the Finland Birch cabinets they design and the trusses necessary to hang their flown systems, A-1 needed access to a fabrication shop. Under the direction of Lou Mannick, a registered certified welder in structural steel, the in-house department can build or repair practically anything made of wood, steel, aluminium, fibreglass and plastic. The shop is outfitted with special saws, welding gear, a dust-collection system, built-in compressor with many hoses throughout the shop and the rest building to supply power for their pneumatic tools, a finishing bay for spray painting and coating, and a library of wooden templates for all the cabinet designs they've ever made for themselves or their clients. Like the tech department, the fabrication shop has its own inventory on hand, which comprises stocks of the raw building materials, and bins of various latches, wheels, hinges, bolts, resins, finishes (paints, varnishes, plastics, carpeting), screws, etc. Again, standardisation of parts has reduced the total investment required, and thus reduced operating expenses considerably.

With such facilities available, A-1 Audio found that their clients could benefit directly, too. "Most road tours never seem to have enough time for pre-tour planning and preparation. So almost out of necessity, A-1 decided long ago to utilise the fabrication and maintenance shop to their advantage. The crew, Dave Bibbons and Steve Meeus, can provide all the little services that would drive a manager nuts if he had to search all over town for them. Over the years, we've been asked to adapt or duplicate TV stage props for live performance use, custom-build cases and stands for all sorts of electronic gear, refurbish road cases, construct odd structural

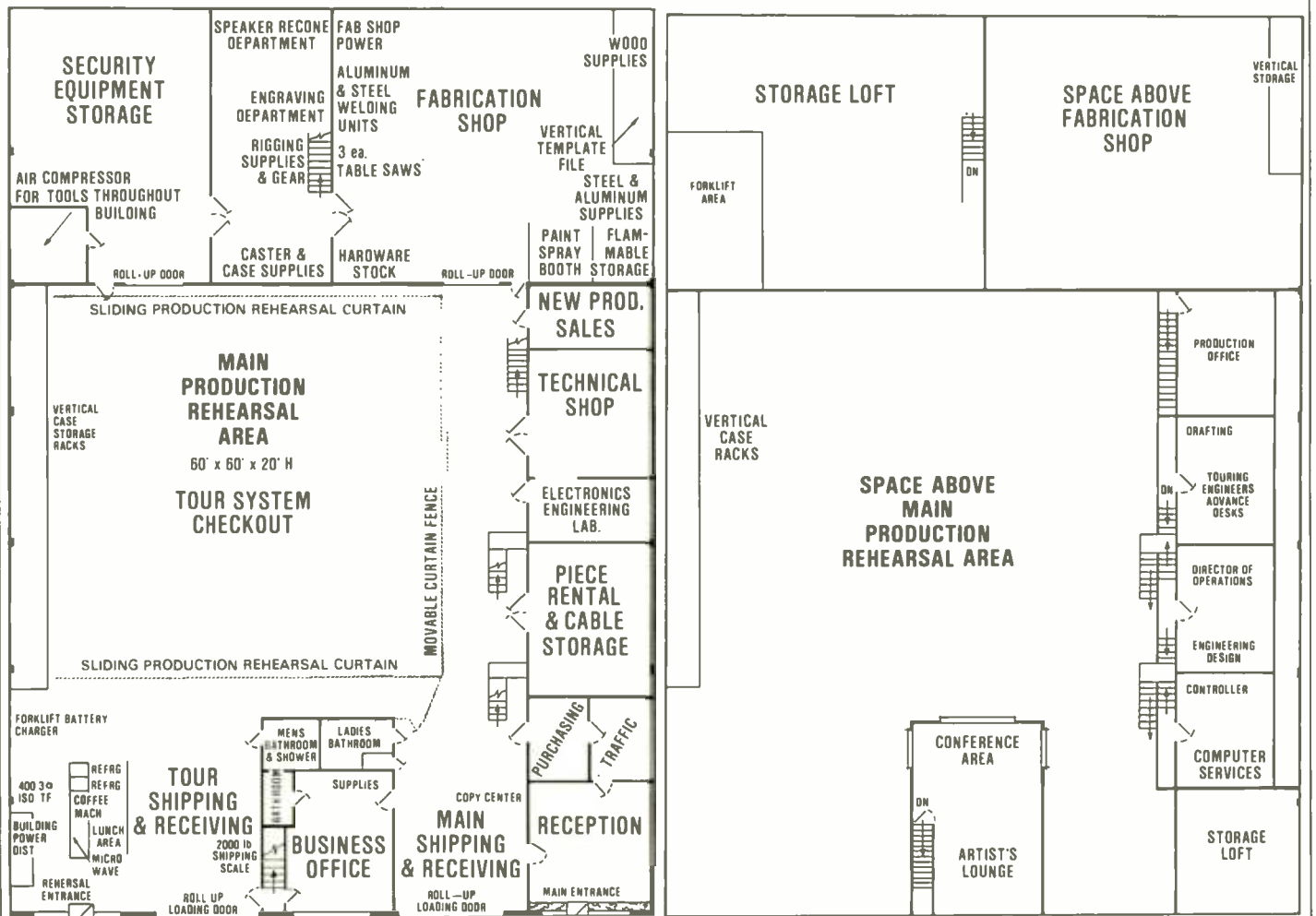
reinforcement systems, repair drum risers, and load-test flying systems."

Adjacent to the fabrication shop are two more essential service areas. The engraving department prepares brass equipment labels (engraved panels) that are used to permanently mark all cabinets, boxes, cases, connectors. The engraving won't wear off like the printing on normal tags or labels, thus the chances of components being misplaced or incorrectly connected are reduced.

The second area is the speaker-reconing department, run by Sam Verdugo, who has been trained and authorised by JBL and Cetec Gauss to implement repairs to those companies' products. (Verdugo is an audio engineer and A-1's Spanish translator. Spanish is necessary for Mexican and South American projects, such as the Frank Sinatra one-night outdoor concert in Rio de Janeiro's 175,000-seat Maracana Stadium—the world's largest soccer stadium.)

The process of speaker reconing required the sealing off of the immediate area, and the installation of a ventilation system that maintains 'clean-room' status so that no dust particles contaminate the loudspeakers, while they are being repaired. And of course, this department keeps its own inventory of parts and supplies as well.

To maintain some kind of control over such a diverse business, A-1 Audio commissioned Robert Wellborn, an ex-sound engineer turned computer consultant/programmer, to supervise the installation of a computer system that would tie together all of the company's various aspects. After studying six



MIXING MASTERS?

Console Automation used to be considered a luxury. With the introduction of the MasterMix system, automation becomes not only accessible, it becomes so economical, simple, efficient and accurate as to be essential.



MASTER MIX MX 644 AUTOMATION COMPUTER



MasterMix can automate your existing console. Interfaces are available for most automation-ready consoles, and the MasterMix VCA fader package permits a complete update of virtually any console.

MasterMix records the Mix data on floppy disc. The traditional disadvantages of contemporary tape based systems, which introduced cumulative errors on repeated passes and were subject to dropouts, noise and distortion interference are eliminated.

Only one track of standard SMPTE/EBU timecode is required for synchronisation and a code generator is included as part of the main computer unit. Automation of level and mute decisions are stored independently and accurately to a single time code frame.

MasterMix is simple to use, and the increase in speed and quality of production will ensure that the system rapidly justifies its installation.

MasterMix is the new standard for automation systems.

MASTER MIX - the obvious choice



U.K.: **AUDIO KINETICS (U.K.) LIMITED**, Kinetic Centre, Theobald Street, Borehamwood, Hertfordshire WD6 4PJ England. Tel. 01-953 8118 Telex 299951 (Kintek G)

U.S.A.: **AUDIO KINETICS INC.**, Suite 209, 4721 Laurel Canyon Boulevard, North Hollywood, California 91607, U.S.A. Tel. 980 5717 Telex 230 194 781



WORLDWIDE AGENTS AUSTRALIA: Magna-Techtronics Ltd., Artarmon, Tel. 438 3377. AUSTRIA: Studer Revox Wien, Wien, Tel. (0222) 47 33 09. CANADA: Gerr Electro Acoustics Ltd., Toronto, Tel. 868 0828. DENMARK: S.L.T. Copenhagen, Tel. 34 1284. FINLAND: Studiotec Recording Equip. Espoo 60, Tel. 514133. FRANCE: 3M FRANCE, Paris, Tel. 031 6161. GERMANY: 3M GERMANY, Neuss, Tel. 2101141. ITALY: Audio International, Milan, Tel. 7384751. JAPAN: General Traders Ltd., Tokyo, Tel. 291 2761. NETHERLANDS: Heynen BV, Gennep, Tel. 8851 1956. NORWAY: Siv. Ing. Benum, Oslo, Tel. 442255. SINGAPORE: Studer Revox Audio Pte Ltd., Singapore, Tel. 250 7222. SOUTH AFRICA: Eltron Ltd., Johannesburg, Tel. 29 3066. SPAIN: TELCO, Madrid, Tel. 231 7840. SWEDEN: Ercotron AB, Stockholm, Tel. 756 7355. SWITZERLAND: EMT, Wettingen, Tel. 26 05 50


A1

or seven of the best-selling database management and accounting products, Wellborn reached the conclusion that none of the commercially available programs were adequate for A-1's specialised needs. Instead, he spent two years (1981-1983) writing the necessary application software. The 25-module integrated system that he finished installing in December of 1983 controls every facet of the business—inventory, accounting, tour information and assignments, the capability to do all sorts of cross-referencing for statistical analysis of equipment performance and research about the needs and preferences of their clients, instantaneous data communication with the three other branch offices and tour personnel on the road, and much, much more.

Although the cost of research, development, installation and conversion to the new system has been substantial in terms of time and money, the return in terms of efficiency and accuracy has revolutionised and streamlined the way A-1 does business. "Probably one of the most important aspects is that our computer system (a Molecular Computer Systems CPU with Televideo terminals) allows us to maintain much tighter financial controls over our cash flow and inventory," says controller Sunny Marshall, "so we have more available capital to constantly upgrade our pro-audio equipment. And invoices and monthly statements can be accurate to the penny."

Prior to adding a piece of equipment to the rental stock, all the relevant information, such as serial number, model number, weight, dollar value, etc, is entered into the computer. When the equipment is rented, the information is automatically transferred to the particular client's records. A push of a key prints out a complete equipment manifest listing totals for dollar value, volume (equipment dimensions), weight and whatever else may be requested to meet insurance, shipping, and international-customs requirements. The client knows exactly what equipment he has assigned to him, how much insurance to buy, how many trucks to hire for the tour, and how much shipping will cost him if he has to fly the equipment somewhere. Several copies can be produced within a few minutes for distribution to whoever needs one—the chief audio engineer, the tour manager, customs officials, the insurance company, etc. "Before we installed the computer system, A-1 Audio, like most sound-reinforcement companies, was operating in the dark ages," says Bob Marshall, director of Computer Services. "The guys on the floor who packed the equipment for a tour would maybe throw in a few extra pieces, write up fairly sketchy manifests, and no one really knew how much was where. Now with a push of a button, we have a complete read-out of all the gear assigned to a tour, where it is on a particular day, and any information that we might need to run our daily business. For most office work, we just enter the first-show date and the system tells us the act's name, their location on a given day, what hotel the crew is staying in, and so on. We can pull out all the information with a few keystrokes."

A-1 Audio is presently in the process of bar-



Technician Greg Oshiro with test equipment in A-1's engineering laboratory

coding their entire inventory—"anything with a serial number," says Marshall. A couple of guys with handheld computers can do an inventory of tour equipment in a fraction of the time that it used to take, and with greatly improved accuracy. The stored information is then downloaded to the main system, where it is accessible by any of the other modules in the system, such as accounting (for billing the client for rented equipment) or preparing international carnet sheets.

A typical international carnet sheet prepared by A-1 Audio's computer system includes: item number, description, case number, serial number, weight in pounds, country of origin, values of each piece in US dollars, size (height x width x depth), volume in cubic feet and totals for the applicable categories.

A-1's representatives on the road and in each branch office also have access to the main system through modems and various telecommunications networks like the Source, Compuserve, and the newly organised International Management Corporation.

Tour receipts, itinerary changes and personal messages are sent via phone lines using Kaypro portables, Apple computers and Radio Shack *Model 100s*. The usual telephone tag or inadequacies of the mail service are eliminated and efficiency is increased on this level, too.

Augmenting the effort of the regular full-time staff are several auxiliary services: trucking to move equipment; structural engineers for certifying A-1's massive support systems; set designers; consultants for special modifications and constructions; production managers; etc.

Travelling engineers are provided a private

office equipped with Watts lines, so they can conduct their business, consult with other engineers who have played particular rooms or tour circuits, prepare for up-coming tours, make advance calls, and whatever else may be needed.

Road crews have their own dining area with refrigeration and microwave cooking facilities. A shipping scale, a fork lift, massive power supply sources, and small transportation vehicles can also be added to the list of essentials that an audio company must underwrite to keep their business running smoothly. All of these components are integral parts of a giant puzzle that keep the resultant sound-reinforcement system accurate and dependable.

Like the rest of life in general, the simpler some process or product seems to be, the greater the effort that has been invested to ensure the continuation of that effortless appearance or operation. Specifically, a sound system that appears invisible to the audience and the artist, in reality, requires massive amounts of man-hours and diligence before the system leaves the warehouse. But not surprisingly, that's probably why the industry is called *professional* sound reinforcement. □

A1 Siniscal Biography

A1 Siniscal holds two degrees from Washington University in St. Louis, Missouri—a bachelor's degree in Chemical Engineering with a minor in Electrical Engineering (1963), and an MBA (1965). He also has completed basic postgraduate EE courses from UCLA and USC, which qualify him for certification as a Registered Professional Electrical Engineer (Reg 7705) in the state of California. Supplementary workshops include Syn-Aud-Con, JBL Reconing School, and CM Loadstar Hoist Maintenance School. In addition to playing several musical instruments, Mr Siniscal brings to A-1 Audio 15 years of experience as a working audio engineer in the professional music business.

-TURNER-

STEREO POWER AMPLIFIERS



The B302 Series is recommended for driving full-range studio and stage monitor loudspeakers rated at 50—100 watts 8 ohms, 150—200 watts 4 ohms; and for driving the "top end" components of a p.a. system (with suitable electronic crossover) i.e. mid range speakers, compression drivers, and tweeters with typical rating of 100 watts — 8 ohms, 60 watts — 16 ohms.



The B502 Series is recommended for driving high-powered studio and stage monitor loudspeakers and the "bottom end" components of a p.a. system (with suitable electronic crossover) i.e. high powered bass and mid range drivers where ratings are typically 100 — 200 watts 8 ohms, 300 — 400 watts 4 ohms.

SPECIFICATION →

SPECIFICATION	B302	B502
Power Output (Single Channel)	60w – 16, 100w – 8, 150w 4 ohms	105w – 16, 190w – 8, 340w 4 ohms
Power Output (Both Channels)	60w – 16, 95w – 8, 140w 4 ohms	100w – 16, 180w – 8, 300w 4 ohms
Power Response	±0.1dB 20Hz – 20KHz 80w 8 ohms	±0.1dB 20Hz – 20KHz 150w 8 ohms
Frequency Response	±0.1dB 20Hz – 20KHz 1w. 8 ohms	±0.1dB 20Hz – 20KHz 1w. 8 ohms
Distortion THD	<0.01% 20Hz, 75w 8 ohms <0.01% 1 KHz, 75w 8 ohms <0.05% 10KHz, 75w 8 ohms < 0.1% 20KHz. 75w 8 ohms	<0.01% 20Hz, 150w 8 ohms <0.01% 1KHz, 150w 8 ohms <0.05% 10KHz, 150w 8 ohms <0.1% 20KHz, 150w 8 ohms
Distortion IM	<0.05% 10mw – 100w 8 ohms	<0.05% 10mw – 190w 8 ohms
Hum & Noise	>110dB below 100w 8 ohms	>110dB below 190w 8 ohms
Crosstalk	>90dB at 1KHz 100w 8 ohms	>90dB at 1KHz 190w 8 ohms
Input Impedance	10K ohms, level control max. 50K ohms, level control min.	10K ohms, level control max. 50K ohms, level control min.
Output Impedance	<0.016 ohms, 20Hz – 400Hz	<0.008 ohms, 20Hz – 400Hz
Damping factor	1000 – 16,500 – 8,250 – 4 ohms 20Hz – 400Hz	2000 – 16, 1000 – 8,500 – 4 ohms 20Hz – 400Hz
Load Impedance	3 ohms to infinity	3 ohms to infinity
Rise time	3.5μs	3.5μs
Slew rate	10v/μs	10v/μs
Phase shift	–12° at 20Hz, –6° at 20KHz	–12° at 20Hz, –6° at 20KHz
Input sensitivity	1.42v for 100w 8 ohms	1.97v for 190w 8 ohms
D.C. offset	<10mv	<10mv
Channel Gain	26dB ±0.2dB	26dB ±0.2dB
Protection-Amplifier	The amplifier is protected against input overload, short and open circuit by comprehensive auto-resetting high speed electronic circuitry. All stages are inherently current limited to prevent chain destruction. Auto-resetting thermal cut-outs protect against insufficient ventilation. Hi-temp indicator on the front panel displays this condition.	
Protection — Power Supply	The power supply is protected, in the rare event of channel failure, by HT and main fuses; thus reducing fire hazard and maintaining second channel operation.	
Power Supply Energy Storage	25 Joules	45 Joules
Power Requirements	220/240v AC 50/60Hz 500w max. input	220/240v AC 50/60Hz 1Kw max. input
Net Weight	8.4Kgs	12.3Kgs
Shipping Weight	9.7Kgs	13.7Kgs
Net Dimensions	48.3 x 13.5 x 22.8cms (19'' x 5 1/4'' x 9'')	48.3 x 17.8 x 21cms (19'' x 7'' x 8 1/4'')
Shipping Dimensions	55 x 24 x 28cms	55 x 28 x 28cms

ONE MILLION WATTS

At the time of going to press TURNER have sold in excess of one million watts.

IMPORT AGENTS AND DISTRIBUTORS

We shall be pleased to hear from the smaller businessman directly involved in installation work as well as established companies looking for a reliable product. Our terms are straightforward and our export prices are favourable.

MAIN UK DISTRIBUTOR:- MICHAEL STEVENS & PARTNERS, 216-218 Homesdale Road, Bromley, Kent BR1 2QZ
Tel: 01-464 4157

TURNER ELECTRONIC IND., P.O. BOX 49, ETCHINGHAM, E. SUSSEX, G.B. TN19 7NZ
Tel: 0435-882581

AUDIO JACKFIELDS & JACK SOCKETS

Mosses & Mitchell are the largest manufacturer of Audio Jacks and Jackfields in the UK. We are approved suppliers to the BBC, British Telecom, Pye Telecommunications and many other major telecommunication companies throughout the world. We manufacture a complete range of Audio Jacks & Jackfields and offer a design and manufacturing service geared to meet your specific requirements. For further information and technical data on our products contact:

MOSSSES & MITCHELL

Mosses & Mitchell Limited
Weydon Lane, Farnham Surrey GU9 8QL
Telephone: Farnham 721236 (STD 0252)
Telex: 858820

- TURNER -

STEREO POWER AMPLIFIERS

NOW IN STOCK

WORLDWIDE DELIVERY

MAIN U.K. DISTRIBUTOR:

*Michael Stevens
& Partners*

The Homesdale Centre,
216-218 Homesdale Road,
Bromley, Kent BR1 2QZ, England
Telephone: 01-464 4157

Trade Enquiries Welcome

No Frills...



... Just high quality, low cost, XLR-type connectors. New from ...

CONNECTRONICS LIMITED
20 Victoria Road
New Barnet Hertfordshire
EN4 9PT England
Telephone: 01-449 3663/4044
Telex: 895512Z SCAL G



CONNECTRONICS CORPORATION
552 Gleabrook Road
Hamford
CT 0606 U.S.A.
Telephone: 2031324 2889
Telex: 643678

A REMOTE HAND

The Delta-G system is a useful combination of a number of ideas. The possibilities presented by freeing the live sound engineer from being tied to an out-front mixing position are enormous. No longer will he have to rely on secondhand information relayed from different parts of the venue to change the levels of different parts of the system. The engineer will be able to move around the audience and optimise the sound at all positions within the limitations of the

sound system and the application of Delta-G within that system. The ability to recall complete level settings from a memory, alter musical balance and equalise without sacrificing a dozen prime audience seats is very attractive. Vic W Dobbs of Spectrum Audio Ltd describes the Delta-G system, and in conjunction with Stephen Wheeler, chief sound engineer of Earls Court, London, covers the experience so far with the first practical installation.

Delta-G is a multi-channel, wireless remote controlled, software driven attenuator system for use in sound and public address installations. It is intended to enable the sound engineer to set up and balance the sound system quickly and efficiently from the point of interest rather than a fixed position, without assistance and without long trailing leads.

Comprising four parts: transmitter, receiver, master control unit and attenuator module, the system interfaces with the sound system at the input to the power amplifiers as shown in the diagrams.

The pocket sized transmitter operates on the VHF telemetry band, providing an output of approximately 1 mW which gives it a range of around 300 metres in open space. Commands are entered on a numeric calculator-style key pad which also includes specific function keys (+, -, ON, OFF, CLEAR and ENTER). In this way it is possible to access channels on an individual level, in groups, or as a total system.

The receiver is normally sited in the auditorium or arena and is connected to

the master control unit, from which it derives its power via a 3-core cable.

The master control unit encodes and processes the signals from the receiver, accesses the required attenuator(s) and then makes such changes as instructed.

Limited user controls are also provided

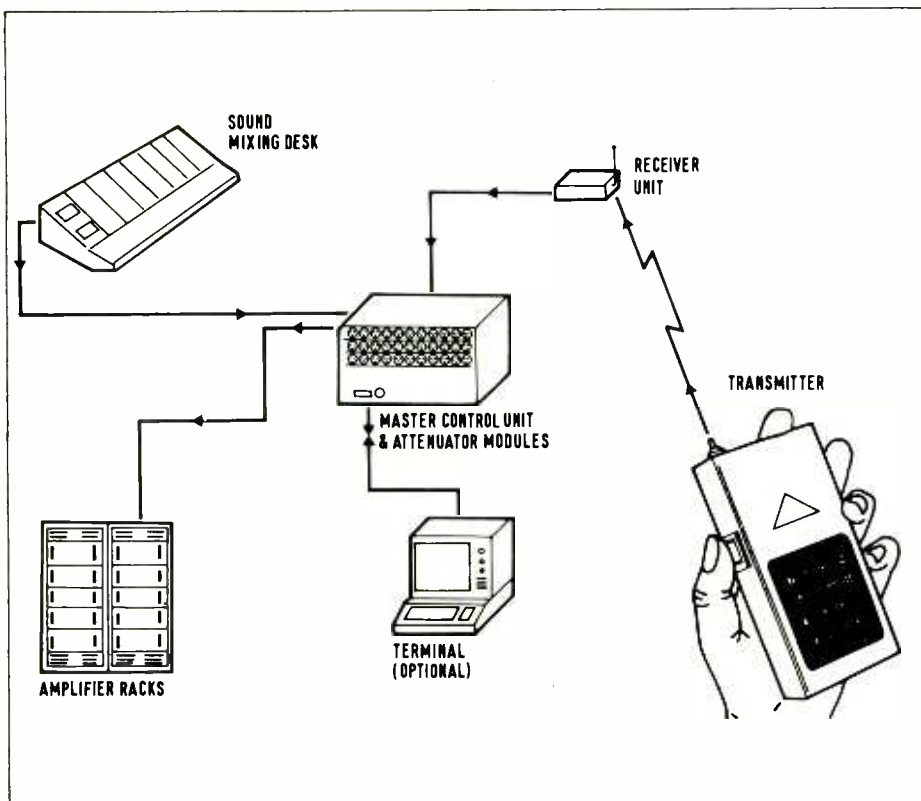
here; Standby, which sets the system to maximum attenuation; Default, which sets the attenuators to a fixed known reference value; Reset, which returns the system status from either Standby or Default condition to a previous setting. Being based on a Z80 microprocessor the control unit carries the software in EPROM. All operational software and data upon turn on is down loaded into battery backed up RAM, this ensures that operational data and settings are retained even when the mains power is disconnected.

Each attenuator module consists of eight audio channels. The control of the individual channels is effected by means of a daisy chain bus carried on a ribbon cable connected between the master control unit and each attenuator module.

The digitally addressed attenuator integrated circuits provide attenuation which is monotonic in the range 0-60 dB in 0.375 steps, although the software is configured such that one quantum step is in fact



Delta-G transmitter.



The Delta-G system interfaces with the sound system at the input to the power amplifiers and leaves the sound engineer free to control sound levels from within the audience.

$3 \times .375$ dB (approx 1 dB). Software can be adjusted such that one step equals $N \times 0.375$ dB depending on requirements.

Including a terminal in the system allows the operator to adjust some of the parameters, eg group allocation and gain quantum steps, together with the ability to be able to 'save' channel and system settings for recall when required.

Earls Court

At the time of writing there is only one such system in operation, although by the time the article is published there will be more. The one operational system is installed in the main arena of Earls Court where it has been integrated into their extensive public address system. The Earls Court sound system was installed in 1976 and consists of approximately 75 loudspeakers distributed throughout the arena area driven by 42 power amplifiers. The system also includes two Midas mixing desks and a Lexicon digital delay unit, together with the usual graphic equalisers and compressor limiters. Although used mainly for seated arena events, the system also augments the original 100 V line distribution system which was installed circa 1935.

Acoustically Earls Court is uncompromising, the reverberation time is around 5 s and with a volume of approximately 1.5×10^6 ft³ the critical distance (at 500 Hz) for an omnidirectional source is in the region of 20 ft; this would increase to some 50 ft taking into account the assumed directivity (8.0) of the distributed column loudspeakers.

However, since the system comprises many sources, the critical distance will

further reduce if the (N-1) sources are considered to add to the reverberant field only and not contribute to the direct component. This means that the output balance of the system is critical if an acceptable level of articulation is to be maintained. Add to this two further complications: firstly that the output requirements for each zone differs not only from event to event, but from day to day; and secondly that the power amplifiers are situated in a room on the top floor. The result is that the sound engineer has, a not necessarily serious, but definitely irksome problem.

During the spring of 1983, a 48-channel Delta-G system was installed; 42 channels were dedicated to the main system which left five spare to be used as required.

The first event after installation was the Royal Tournament. This is a notoriously difficult event since not only is there a wide range of 'ambient' sound levels generated by the individual events within a single show, but the PA set-up relies heavily on the absorption afforded by the audience. Unfortunately attendance varies unpredictably so last minute changes to the output of the system are required. In previous years, the sound engineer has had to make numerous frenzied dashes to the amplifier room to make these adjustments, and not surprisingly the balance of the system was rarely optimised. During the 1983 show with the aid of the Delta G system the sound engineer was able to make such adjustments that were necessary from the seated areas, and if the number of complaints is taken as representative of the sound quality and intelligibility, then 1983 was a considerable improvement

over previous years.

That is not to say that there were no complaints, with some 293,000 people in attendance over a 19-day period, some adverse comments must ensue. However, the sound engineer was able to respond in a very short time, and in the presence of the complainant, adjust the level either up or down as necessary. As a public relations exercise it was impressive. At the end of each day the Earls Court sound engineer was able to compare the day's sound balance with the previous stored setting and interpolate to a best guess for tomorrow. No records were kept but it was generally felt that the level of complaints reduced as the week progressed.

Later in the year at the Garage Equip and Auto Equip trade show, last minute arrangements were made to allow Linda Chalker MP, Minister for Transport, to open the show. The area to be covered was not precisely defined and hence the output levels of the system could not be set, furthermore the engineer had no idea how loudly or how softly the speaker would speak, as there was no rehearsal.

A very effective solution was found, the engineer used two Beyer S185 UK radio mics which were patched through two spare channels on the Delta-G system, he was then able to stand with the audience and turn the system on, making the required adjustments to the relevant zones, the only complaint was that he was unable to EQ the system at the same time.

Future

Looking to the future, Spectrum have discovered a novel way of providing sound effects from the system. The output of the receiver section provides the master control unit with commands and data in audio form, to which it responds and acts accordingly. Using a 2-track tape recorder with one track providing the music or effect, the other track can be used to record the data sent to the master control unit. In this way, it would be possible to manually arrange for a sound to travel around the arena, and then using the data track on the recorder, input that signal into the Delta-G system such that a specific effect could be played on demand.

Not perhaps the most sophisticated method of producing an effect, but certainly simple, reliable and very effective.

With regards to additional facilities, an EQ module would prove extremely useful, and in fact Spectrum have indicated that one will be available shortly. The ability to easily change group assignments and quantum steps would also prove very useful, and this facility will be added to later units.

Finally, it is worth mentioning one of Delta-G's most useful attributes; both the terminal keyboard and the remote wireless transmitter can be disabled, and only reactivated by a private code: very frustrating for inveterate knob twiddlers! □

LETTERS LETTERS

Letters should be marked 'For Publication' and sent to the Editor at the Croydon address on page 3

Thank you...

Attn: Studio Sound

Many congratulations on a superb analysis of the British studio situation, editorial Feb issue. It is excellent reading and I hope it is well digested and acted on by all the studio people concerned.

Regards John Burgess, Air Studios, London.

(Taken from Telex message.)

...and goodnight

Dear Sir, Re your editorial November 1983 you may call yourself professional—I'd add cloth-eared big mouth to that.

Nevertheless, regards.

Yours faithfully, Mr Faccioni,
Corrado Faccioni, Via Morigi, 2,
29100 Piacenza, Italy.

Soundfield stereo reply

Dear Sir, I've just read Gerald Reynolds' letter on my Soundfield/stereo article and am delighted that he considered it worth commenting on. I agree more than I disagree and would consider most of our differences to be matters of taste, temperament, and fine tuning.

I too spend a lot of time listening to Ambisonic reproduction, directly from B-format, and find it more satisfying in every way. In a sense I too can't stand stereo, just as I can't stand mono. On the rare occasions when I hear periphonic, I can't even stand Ambisonic. And sometimes, after a good concert in a good hall, I can't stand recordings of any description.

But as a recording engineer I try to identify with the great majority of music-lovers for whom stereo is the best system they'll ever own. According to my taste, stereo not only allows but demands a closer perspective than Ambisonics for the same apparent clarity. This, I'm convinced, is the most important conflict between the two systems.

Clarity is determined by perspective as well as 'presence' and is therefore an aspect of form. It includes being able to hear what (and where) the musicians are playing, but without exaggeration. In a recording, which you listen to again and again, everything should be detectable if you want to look for it (sometimes you do). All the classical composers and performers I work with demand clarity. They write and play well and they like the result to be heard, even in large ensembles. Performance standards have improved enormously in recent years; it is no longer necessary to bury imprecision in soft-focus recordings. In the long history of music, only a fraction of the 19th

century has exalted the deliberately amorphous. Even the French impressionists were rigorously exact. Blend and separation are aspects of the musical experience, not irreconcilable alternatives.

It's certainly true that, to achieve a good Ambisonic balance, one must monitor Ambisonically. This is also true of stereo: should the great mass of stereo listeners be fobbed off with a random by-product? The BBC quite rightly declares a responsibility even to its mono listeners (a responsibility which the Soundfield would admirably honour). One shouldn't be motivated merely by one's passion for sophisticated equipment, however superior. For instance, a perfect periphonic recording of a Gabrieli canzon, with a 3-dimensional configuration of ensembles, might be confusing when squashed flat into an Ambisonic monitoring system. The lofty dismissal of stereo (and, by implication, its benighted listeners) can be a dangerously elitist attitude. One needn't descend to the 'granny's tranny' level to give the average stereo listener a fighting chance.

Ultimately I look forward to the demise of the recording engineer's dictatorial powers. On that happy hypothetical day when domestic B-format recordings become available, our little debate will be a quaint fragment of history.

Yours faithfully, John Whiting,
October Sound, 24 Old Gloucester
Street, London WC1.

Industrial psychology

Dear Sir, For G P Wayne (Studio Sound, January, 1984) to maintain so vehemently that the industrial psychologist has nothing to offer which might possibly be helpful to the sound engineer is really for him to say that he can think of nothing, and that is rather like the motorist who will not call out the AA because he can think of nothing the patrolman might do to make his car go again.

He tries to make his point by means of a non-sequitur 'Neither can training be subject to this formalisation for people learn at dissimilar speeds and in different orders, given the opportunity.' (But why should a formal training scheme be unable to cope with different speeds or orders?); by false inference 'These problems point towards "on-site" instruction where the practice of the craft is made relevant by actual product, not hypothetical ones.' (But what makes him think that industrial psychologists do not believe in experience of actual work as an appropriate element of training?—their own training includes it.); and by false dichotomy '...where should our priorities lie; towards efficiency, and consistency between batches like our conveyor-belt schooling of children, or to promote the individual exercising of creativity, choice and responsibility?' (But why should creativity, choice and responsibility always be inefficient?).

This last confusion seems to lie behind all of Wayne's objections. There is no logical reason for his supposing that because an activity involves creativity or artistry, no formal procedures can improve its performance. Far from limiting creativity, proficiency increases time for experimentation, adaptation and exploring alternatives. Similarly, even if the psychologist could help only with manual skills, this could enable the sound engineer to achieve his own artistic goals (which the psychologist, of course, could never imagine!) with greater assurance.

The industrial psychologist is trained to study human behaviour at work and that behaviour is always complex because if it were not then a machine would do it. The sound engineer's job is certainly complex but this does not mean that every aspect of it is forever impenetrable. It seems likely that psychologists have something to offer: will they be given the chance?

Yours faithfully, Martin Crawshaw
and Gerard Hodgkinson,
Ergonomics Research Group,
Department of Psychology,
University of Hull, Yorkshire.

10 OUTLET DISTRIBUTION AMPLIFIER 3



APRS Stand 133

A compact mains-powered unit with one balanced input and ten AC and DC isolated floating line outputs.

- Exemplary R.F. breakthrough specifications giving trouble-free operation in close proximity to radio telephones and links.
- Excellent figures for noise, THD, static and dynamic IMD.
- Any desired number of outlets may be provided at microphone level to suit certain video and audio recorders used at press conferences.
- Meets IEC65-2, BS415 safety and I.B.A. signal path requirements.

Also available as a kit of parts less the case and all XLR connectors for one or ten outlets.

Broadcast Monitor Receiver 150kHz-30MHz * Stereo Disc Amplifier 3 and 4 * Moving Coil Preamplifier * Illuminated PPM Boxes * PPM Drive Boards and Ernest Turner Movements * Stabilizer and Frequency Shifter Boards * Peak Deviation Meter * Programme and Deviation Chart Recorders. * Stereo Microphone Amplifiers.
SURREY ELECTRONICS LTD., The Forge, Lucks Green, Cranleigh,
Surrey GU6 7BG Telephone 0483 275997

AMPEX GRAND MASTER® 456

Confidence is what you buy in Ampex Grand Master® 456. Confidence that lets you forget about the tape and concentrate on the job.

That's because we test every reel of 2" Grand Master 456 Professional Studio Mastering Tape end-to-end and edge-to-edge, to make certain you get virtually no tape-induced level variations from one reel to the next. The strip chart in every box of 2" 456 proves it.

No other studio mastering tape is more consistent. No other mastering tape is more available, either. With Ampex Grand Master 456 you have the confidence of knowing we stock our tape inventory in the field. Close to you. So we're there when you need us.

Confidence means having the right product at the right time. That's why more studios choose Ampex

AMPEX

Ampex Corporation • One of The Signal Companies



Ampex Corporation Magnetic Tape, International Division, Acre Road, Reading, England. Tel. (0734) 875200

LIVE SOUND EVOLUTION

Over the past 30 years live sound systems have changed according to musical fashion. Stephen Court considers the UK angle.

To discuss the history of live sound systems is, for all intents and purposes, to discuss the history of popular music, since they really both started at the same time. A study of their evolution occasionally leads one to consider how the course of events of one, was directly related to the progress of the other. If any doubt exists as to just how popular music started, or rather at which point in time you draw the line, then it is easiest to look at the history of music sound reinforcement and consider that the start of it really represents the beginning of rock music as we know it.

Obviously, sound reinforcement systems have been used for many years, but the development of live performance systems really began with popular music when rock and roll was introduced. The starting point for that was the transition from semi-orchestral backing in the early '50s, to the three or four piece bands. It is difficult to say which actually started first, but skiffle rather than pure rock and roll was the first time that popular music could equally be played on a low budget amateur basis. That was a relevant point; since skiffle could be played by virtually anybody who had mastered three chords; the huge guitar and sound equipment boom in the mid '50s was a direct result of that.

A typical line up was two acoustic guitars, a home made string bass and washboard percussion. Such was the natural acoustic level of those instruments, that the two or three part vocals were easily amplified by the room gain of most reverberant venues.

The transition from skiffle to rock and roll, by British artists such as Lonnie Donegan whose band structure really came from the traditional jazz bands, carried over to artists such as Tommy Steele et al playing at the Two I's in London's Soho. Skiffle groups started to include electric guitars, and the natural progression to real drum kits rather than washboards, meant amateur groups instantly achieved 'rock group' status with a proliferation of cover versions of

numbers by artists such as Buddy Holly, Gene Vincent, Jerry Lee Lewis and all their contemporaries who started the rock and roll boom in the late '50s.

On the hardware side, one conjures up some magic names like the Hofner *Committee*, the *Solid Seven* and a host of other electric guitars which could be purchased for a few pounds. The amplifiers of the day ranged from the Selmer 15 W to the ultimate in professional equipment, the proverbial Vox *AC30*, giving a thundrous 30 W when used with an EMI 13½ x 8 in speaker and the like.

The existence of drums and guitar amplifiers naturally brought the overall sound level on stage to the point where the vocalists also required amplification. They first used the guitarists' amplifier and speaker systems, before adding vocal columns to the bands list of equipment. Names like Charlie Watkins with his Watkins *Dominator*, and Tom Jennings with the Vox *AC30*, the Selmer *Truvoice* and the Fenton Weill/Jimmy Burns combo, were all in at the start of live performance systems from the mid '50s to the early '60s.

For obvious reasons, at this stage, there was still little difference between what we now know as back line equipment and PA equipment. The Beatles used banks and banks of *AC30s* at their Shea Stadium concert, and the first real rock concert using a 1,000 W WEM sound reinforcement system was the Windsor Rock and Jazz Festival in 1967 with artists like Ten Years After, Nice and the Moody Blues. Although that was nearly a decade after Duane Eddy and Bobby Darin appeared at the Lewisham Odeon, a London cinema in 1959, sound equipment had hardly changed during that time.

One year later, 1968 saw the first fully professional sound reinforcement system as we know it today—at the Woodstock Festival in New York State. Vast arrays of speakers were used, and they too came from the cinema orientated industry. Not surprising since cinemas were used to filling large auditoriums with valve amplifiers in the region of 15 to

50 W, monstrous as they were, that sort of power meant the speakers had to be efficient. A typical horn loaded mid-range system can achieve efficiencies of around 110 dB at 1 W 1 m, whereas a typical efficiency for a cone speaker system is in the region of 85 dB for the same input. Dispersion apart, in real terms, it means that a horn loaded system for creating say 110 dB at 100 ft is not unusual. The same SPL with conventional speakers would require an input power of around a ¼ million W—so horns reigned!

Still the major problem with live performance was one of balance rather than anything else, and little had been done to improve the overall sound quality. As the sound level went up, so did the distortion, simply because there was no better equipment to handle it, and mass produced speakers in plywood boxes did little if anything to improve matters. Right up to 1969 major artists like The Who still used a handful of vocal columns, and a pair of WEM *Audiomasters* on stage.

I was working for the BBC at that time, and the sound level was so high, the only way to reproduce it was to use the ambience mics in the orchestra pit. I remember commenting to Pete Townshend that the use of an off-stage mixer with a sound engineer could be a considerable improvement. I shall never forget the look of horror on his face at the thought of having somebody other than a musician 'do the sound'.

The first chance to actually try a professional audio system—ie a revamp of studio equipment combined with speakers originally intended for cinema work—came in the early '70s, when a chance meeting with a band from my old Advision days, called Head Hands and Feet. Naturally most people involved in those 'pioneering' days had their own version of this, since nobody actually 'invented' the idea, but this particular band comprising musicians like Chas Hodges and Albert Lee, were playing at the Marquee, and I managed to persuade them—they had the same reservations as Pete Townshend—to try an off-stage mix. We still used the ubiquitous *Audiomaster*, but with banks of bass cabinets, horns and 'bullets'—a 3-way system.

Shortly after this, another group of studio engineers from Manchester were doing the same thing with a band called Hot Legs. This time they actually used a studio mixer out in the auditorium. The technicians eventually called themselves Formula Sound, and the group renamed themselves 10cc.

The progression to larger and larger systems using essentially studio desks and amplifiers, with massive RCA and JBL horn enclosures from the cinema days,

led to more and more expensive set ups, that became prohibitive to even major groups. As a direct result, hire companies came into the field, and the concert touring business underwent a huge boom in the early '70s.

International Entertainments was one of the biggest, and led by Dave Hartstone whose stock until then comprised a stack of Marshall speakers and a few Hammond organs. At the peak of his company's activities, IES were doing around 14 concerts a week—an incredible amount of equipment when you consider bands like ELP went on tour with a staggering 36 tons of sound equipment.

Other entrepreneurs soon realised that PA was big business, and set up their own hire outfits. Ricky Farr started what is now known as TFA Electrosound, with a 3.2 kW rig comprising JBL *4560* bins and horns. Joe Brown who up until then had been hiring out guitar speakers with Jimmy Marshall's son, formed what is now known as Tasco, and Claire Brothers in America followed suit.

Essentially, all these companies used roughly the same equipment and the only limitations were the abominable acoustics of most concert halls combined with the short time they had to set up. Occasionally deviations from the standard 3- and 4-way systems appeared on the market, such as the Grateful Dead system which attempted to combine the individuality of back line equipment, with the advantages of large stacked systems. The result was literally hundreds and hundreds of small cone speakers and HF drivers in dispersive arrays stacked over the musicians. The system worked reasonably well, but as one can imagine when stacking what is virtually tons of hi-fi speakers, the dispersion was an engineer's nightmare.

To say a battle existed at that point is something of an understatement. The people controlling these systems came from totally different backgrounds, mainly from the major recording studios and the guitar amplification field. Their views were as different as their experience was—and that situation still exists to some extent today. The majority of equipment still emanates from those companies who made their name in recording equipment, and the crew from the 'back line' industry.

The result was usually total overkill, with huge sound systems that could often be reduced by 50% or more. The fact that such high levels of sound only served to agitate even more, the reverberant acoustics of concert halls, combined with the fact that as the speakers were driven harder, their voice coils heated up, with the result that their impedance rose proportionally, and the total power actually went down.

Any attempt to reduce the amount of equipment on stage, was usually met with such

scepticism from the artists, that on some occasions bass bins were placed on the stage without being connected, just to make them visually impressive. The overkill combined with the proliferation of second hand hire equipment led many bands to building their own sound systems and the reduction in large concert touring systems.

Overkill is still a problem in many cases as the entertainment at a recent dinner for this industry at a well known London hotel demonstrated.

A major touring system company, had kindly loaned the sound system which had really been intended for a major rock concert in a large stadium. Since that was the experience of the technicians operating it, the small ballroom was literally stacked with equipment.

On the drum kit went nine mics which were totally unnecessary for that size of room. As a result, in order to overcome the sound level, the vocalists were turned up until they were excruciatingly distorted, and since the band could no longer hear the back line, they were

provided with banks of monitors from another huge mixing console which only managed to increase the racket by adding even more distortion combined with feedback.

In such conditions, a drum kit can easily produce sound levels over 110 dB, so the 2 x 12 in and 2 x 15 in speakers in the back line would have had no difficulty in matching that, and the only reinforcement equipment necessary would have been a simple vocal microphone mixer with a couple of stand speakers to balance the band.

I recall being asked to sort out the sound problems of a band performing in what was virtually the back room of a pub in North London. The 'engineer' had a 16-channel desk about 3 m from the musicians, and the lead guitarist's 6 x 12 in speaker cabinet was actually miked up with a dynamic mic dangling over the top of the cabinet. The result was the most horrifyingly distorted cacophony imaginable, and one sometimes wonders if these bands wouldn't be better off as they were in the early '60s with a good quality vocal system only.

Having said that, when you consider the work that goes into

an outside broadcast or a mobile recording, the mammoth task of setting up a 20,000 W rig for one night, a major scaffolding job with around 15 miles of cables and over 2,000 connections, just for one performance, and on the same night to take the whole lot down, fly across country just to start all over again, it is a constant source of amazement to me that any sound at all comes out of the speakers.

Attempts have been made to introduce 'in-house' systems to major rock venues, but these were invariably met with the 'devil you do know' syndrome and rejected for the equipment the band had hired anyway for the majority of their bookings.

This is an ironic point when you consider that a band will enter a recording studio, where they use the facilities in-house because the equipment and engineer are employed for their ability to create the sound required by the artists. There is no reason why that shouldn't apply in live performances, but experience tells us that nobody has yet managed to organise a custom built rock venue with any reasonable degree of success.

This is a strange situation when you consider the revenue generated by rock music compared with that of classical; where classical concert halls are still being built all over the world.

Even more ironic is the fact the classical venues such as the Barbican, have a reverberation time short enough for rock music, and most rock venues have a reverberation time only really suitable for

orchestral music. The point is that the shorter the envelope of a sound, the shorter the reverberation needs to be to reproduce it. In architect's terms, speech is the norm for short reverberation times, and yet a miked-up drum kit needs even shorter reverberation than speech if you want to reproduce the 'tight' drum sound of modern recordings. Of course echo can always be added electronically to drums, but a total contradiction of that is the increasing popularity of large reverberant rooms for drum recording in studios.

The universal acceptance of flying overhead systems does a lot to improve overall dispersion as well as reducing unwanted stimulation of bad room acoustics, and the benefits of increased power output by mutual coupling of overhead systems has considerably improved live performance systems over the last few years.

Another advancement following this, was somewhat surprising if you have followed the course of events over the last 20 years or so. With the change from full range cone drivers to 2- and 3- and 4-way horn systems, many designers attempted to make a full range speaker system in a single

enclosure. Both in the USA and Europe, full range systems were launched on to the market, but were generally unaccepted by the live performance industry.

They worked well in principle, since they were in effect very powerful studio monitors—a logical approach. However, as soon as more than one unit was used, the dispersion became a problem simply because instead of an integrated stack of bass, low mid, mid-range and high frequency horns as with conventional systems, these full range systems had terrible problems with driver interfacing.

The full range cabinets rather died a death, and lay dormant for around 10 years. Following the popularity of flying overhead arrays, and record promoters' requests to 'tidy up' the vast stage stacks, many live performance engineers tried covering up the vast arrays with black cloth. A strange thing happened. Clients, audiences and bands alike commented on the apparent improvement of the sound quality.

We have noticed in studios, when setting up monitors, that with the grille cloths removed for alignment, comments were passed that 'the bass mid-range and treble weren't integrating'. Having returned from the lunch break or whatever during which time the grilles were replaced, this time comments were received that a great improvement had taken place.


The reasons for this are not altogether clear, but there does seem to be a psychoacoustic advantage of a single visual point source, rather than a vast array of drivers. Subsequently most major manufacturers of sound reinforcement speakers went back to full range cabinets, or at least two half-range cabinets to avoid dispersion problems, but still in the visual form of large studio monitors.

The change from sectorial and radial horns combined with acoustic lenses, to constant directivity horns, has done a lot to improve the overall dispersion of these systems, and represent the third generation of sound reinforcement speaker systems.


One likes to think that we have a long way to go in this field, but in reality little can be done until the acoustics of rock venues have been sorted out. There is little doubt that audience feedback does a lot to improve the musicians' performances, what a shame that cannot be combined with the sound quality of the recording studio.

The introduction of the Compact Disc means the public can now purchase a copy of the original studio master tape in a high street shop, and providing he upgrades his speakers, he can achieve the dynamic range of a live performance in his living room. The next step is to combine that quality with the stimulating experience of a live performance. □

A 1,000 W WEM column system in use at the Windsor Rock and Jazz Festival in 1967



As used by Roxy Music and Pink Floyd during the '70s—a 20,000 W 4-way system



POWER AMPLIFIERS

Of all the updating equipment features that have so far been prepared, power amplifiers is possibly the most difficult. This is simply due to sheer numbers—something in excess of 100 new models from such a diverse range of manufacturers that it is very difficult to keep track of individual models from every manufacturer. I therefore apologise in advance to manufacturers who are not mentioned as we restrict ourselves to a necessarily short form overview.

Aside from the large number of new power amplifiers introduced in the last year, there are a number of other interesting points. These new models are originating from manufacturers often well away from the accepted recording equipment centres of the world (Adyton from Norway and Perreux from New Zealand); from manufacturers not normally associated with power amplifiers (Oberheim, Soundcraft, etc) and a wide range of specific application types.

There has been an increasing degree of specialisation in power amplifier design such that there are now dedicated power amplifier models for almost every possible requirement. Starting with the smaller end of the power amplifier market, both Sescom (*SH-1*) and Symetrix have introduced units specifically designated as headphone amplifiers being low power and compact units.

Careful design has allowed the production of single U rack mount amplifier designs of relatively high wattage that would not have been attempted a few years ago. One of the first units to be made in this size was from SAE but the *2B-LP* from Bryston actually has this point made in the literature, that it is only half the size of the original *2B* of which it is the operational equivalent.

Compact designs have no room for internal fan systems and therefore rely heavily on substantial effective heatsinks/fins. There is an increasing use of front mounted fins which makes great sense where units are to be rack mounted in such a way as to restrict convection cooling. In some units of a larger size these cooling fins are of such a size that they are turned into part of the cosmetic appearance of the power amplifier. A good example of this is the Studiocrraft *F1* marketed through Bose UK.

It is perhaps this cooling aspect that is one of the few areas of differentiation between power units for live sound and studio use. There are very few units with fan cooling that are truly quiet enough for use within a monitoring environment. This is often aggravated by two speed fan systems where the change of speed can be very distracting. There are however some excellent amps for studio use with fans but such units will increasingly have to be silenced by distance or special racks to meet increasing monitoring requirement standards. In the live environment, the noise of fans is, within reason, less important and this has led to the development of a range of high power amplifiers with forced air cooling through internally mounted heat sinks. The change to fan systems that intake at the rear of the amplifier and exhaust at the front panel is fairly widespread now but I would like to see some figures to show the degree of difference

David Blair gives a short review of this ever-changing field

between this and the reverse situation where the fans exhaust into the rear of the rack. If the rear of the rack has a suitable convection path for the exhausted hot air in the latter case I query the usefulness of rear intake where the input air temperature must be

higher than the air in the front panel vicinity and therefore would not cool so effectively—or is this not the case? A completely different approach has been taken by live sound company Turbosound in a prototype power amplifier shown recently where the cooling system was based around horizontally rear mounted 'silvered fingers'.

While still on the subject of cooling, it is worth mentioning the *P-500* from The David Hafler Company which has MOSFET output devices and an automatic 3-speed fan system. In common with other Hafler products, this

multimax

16:2:1 12:4:2:1 16:4:2:1

All from one 19" rack mount console

- 3 band Equalisation
- 2 auxiliary sends
- 90mm smooth action faders
- Mic and Line inputs
- Subgroup direct outputs
- RIAA equalised inputs
- Peak LED on inputs
- 12 way LED displays on masters
- Phantom power on every input
- 5532 Op-amps throughout



Hill Audio, Inc.
231 Marquis Court
Lilburn, GA 30247 USA
(404) 923-3193
TLX 293827 HLAD
Headwater Industries
635 Caron Avenue
Windsor, Ontario N9E 5B8, Canada
(519) 256-2454
Hill Audio, Ltd.
Hollingbourne House
Hollingbourne, Kent ME17 1QJ, England
(062 780) 555
TLX 966641 HILL



URSA MAJOR BREAKS THE SOUND BARRIER WITH A PRICE TAG OF UNDER

~~£2,000~~

THE NEW STARGATE 323 DIGITAL REVERBERATION SYSTEM

The new Stargate 323 is a state of the art high performance digital reverberation system, capable of synthesizing a range of acoustic environments ranging from tiny rooms to an echoing cathedral.

The Stargate 323 has typically superb Ursa Major control panel engineering. All important reverb parameters can be adjusted with full and simultaneous display of settings.

SPECIFICATIONS

Full Bandwidth Reverb - 15kHz, All rooms, All Decay Times

Low Noise - 80dB Dynamic Range

8 Room Simulations - Plates to Large Spaces

Pre-Delay - 16 Choices, from 0-320 ms

Decay Time - 8 choices, from 0-10 sec

Display - Full, Simultaneous Display of Room, Pre-Delay, and Decay Time; 8 LED Peak Level Indicators

HF & LF Decay - Continuously Adjustable Controls

Mixing - Separate Direct and Reverb Mixing Controls

Override Functions - Three Special Functions Controlled by Push Buttons

or Foot Pedals: INPUT MUTE · REVERB CLEAR · DRY ONLY

INPUT/OUTPUT - Fully Balanced Stereo Inputs and Outputs using XLR-3 Connectors

Size - Rack-mount in 3-1/2 inches (2 unit) Package



EXCLUSIVE U.K. DISTRIBUTORS

FELDON AUDIO

The First Name in Sound Equipment Sales

Feldon Audio · 126 Great Portland Street, London W1N 5PH · Telephone: 01 580 4314 · Telex: London 28668

www.americanradiohistory.com

POWER AMPLIFIERS

professional amp is available in partial and fully assembled form.

There has been a large number of amplifiers originating from continental Europe, mainly Germany and France. These appear to be intended largely for live sound applications and are commonly available in a range of three or four output powers with maximum ratings of about 600 W/channel. As yet manufacturers such as Zeck, Bell, AMP, EMB, MAS, Power, 3xxx, Franck, PSS and Amix have been seen very little outside of their native lands but as the dollar fluctuates, this may change in the context of live sound.

Manufacturers moving into power amplifiers from other professional audio products usually are completing their overall product range. Good examples of this are Soundcraft with the SA range of Class AB amplifiers from 75 W/channel to 450 W/channel, and the D&R 2-channel 240 W unit recently introduced. Most unexpected was the *Model 700* from Oberheim, the US synthesiser manufacturer. Designed as a live sound unit, it can deliver 200 W/channel into 8 Ω.

Yamaha have a new range of units that may or may not replace the established P series. The PC series feature an improved specification and the top model PC5002M 500 W/channel is their biggest unit yet. It is two separate power amplifiers within the same chassis including individual mains leads. TOA have also introduced a new range of live sound units with the top model being the P300 model rated at 300 W/channel.

Fender is a name associated with the musical instrument amplification side of live sound for many years and their recent move into sound reinforcement has led to the introduction of two power amplifiers, the 2224 and the 2244 designed solely for live use. The 2244 is rated at 440 W/channel.

Peavey have introduced two new power amps in the form of the CS-1200 and the DCA-600. The CS-1200 is a larger version of the established CS-400/800 amps with a rating of 600 W/channel into 4 Ω. It is a two channel unit with very large front panel grill opening and LED metering. The DCA-600 employs what Peavey describe as *Digital Energy Conversion* technology to optimise the transfer of electrical energy to the speaker under a variety of load configurations. It is rated at 300 W/channel, LED metering and display protection in a two U rack size.

Sunn have introduced the SPL 6800 two channel power amplifier, a 275 W/channel unit with a digitally controlled sensing of amplifier error, output loading, and operating temperature. Again this is a dedicated live sound unit.

There have been a number of completely new manufacturers such as Rauch with the X900 FET 250 W/channel; a range of MOSFET power amplifiers from Harrison Information Technology.

AB systems have added two new power amplifiers, the models 6220 and 9220 with outputs of 175 and 300 W/channel into 8 Ω loads with the usual AB Systems emphasis on ease of servicing. BGW have added broadcast versions of some of their smaller power amplifiers with improved RF protection and other features. They have also added the

Model 2125 as the first in a line of cost effective single channel units. It is rated at 110 W although can also operate with 25 and 70 V loads simultaneously.

FM Acoustics have introduced their largest power amplifier yet in the form of the FM-1000, a single channel unit following demands from customers for a unit of this size.

In the area of permanent installation systems, Millbank Electronics have added single channel 25, 50 and 100 W units to their *Talisman II* range as well as a low cost *E Series 30 W* model. Mustang Communications have introduced the SS100S which is a restyled version of the SS100 offering a single channel output of 150 W in a 2U rack format with LED metering.

As was mentioned earlier, there have been some quite diverse power amplifiers introduced and the most extreme in terms of concept must be the Flutterman OTL output transformerless valve (tube) power amplifiers. These are mono units in a rack mount format with separate power supplies, also rack mount. The circuit design is the result of a fresh look at accepted valve technology and

although this may sound a strangely cranky development, the brief listening experience that I have had of the OTL confirms that the unit has to be taken seriously and the interface between the amp and the speaker will tend to make speakers that previously may not have sounded to your taste sound quite different. Whether it is truer or not I can't say but certainly different.

Finally while on the topic of interaction between power amplifiers and speaker systems, one of the amplifiers that is gaining a lot of respect in some circles is the Crown *Delta Omega 2000*. On the purely power aspect it is capable of delivering a single channel of 600 W into 8 Ω. Included within the amplifier is the *Delta Omega* circuitry that evaluates the speaker cables, crossover network and speaker coils have on the radiated sound. The feedback from this monitoring allows the amplifier to compare the wave-form output of the voice coil with the amplifier input and correct non-linearities introduced by the load. There is also front panel control of the *Delta Omega* circuit and Crown say that it should be possible to adjust using one's ears only. □

'000' series power amplifiers

***3000 watts in 5¼ inches**

- **HIGH EFFICIENCY** dual power supplies from **TOROIDAL** transformer and computer grade capacitors.
- **FULLY PROTECTED** against damage to either load or amplifier.
- **SPACE SAVING** occupies only 3 units (5¼") of 19" rack space.
- **RELIABLE** output devices can handle 6 times rated power.
- **UNIQUE** ultra linear transformer coupled driver stage.

dx1000	1000W into 8, mono
	600W into 4, per channel
	300W into 8, per channel
dx1000A	1500W into 8, mono
	800W into 4, per channel
	450W into 8, per channel
dx2000	2000W into 4, mono
	1200W into 8, mono
	1000W into 2, per channel
	600W into 4, per channel
	300W into 8, per channel
dx3000	3000W into 4, mono
	1600W into 8, mono
	1500W into 2, per channel
	800W into 4, per channel
	450W into 8, per channel



*dx3000 bridged mono



Hill Audio, Inc., 231 Marquis Court, Lilburn, GA 30247 USA (404) 923-3193 TLX 293827 HLAD
 Headwater Industries, 635 Caron Ave., Windsor, Ontario N9E 5B8, Canada (519) 256-2454
 Hill Audio, Ltd., Hollingbourne House, Hollingbourne, Kent ME17 1QJ, England (062 780) 555 TLX 966641 HILL

Introducing The Compellor™, the most revolutionary audio processor in the world. It thinks, adapts and delivers three separate functions – simultaneously. □ Its control circuits are actually an analog computer which has a single VCA for minimal signal path to give you simultaneous compression, leveling and peak limiting. □ You just set The Compellor™ once and its three separate functions work together harmoniously to deliver a loud and clean sound. The kind that audio engineers have always wanted but which wasn't available before. □ The Compellor™ provides complete dynamics control, smooth

inaudible compression, increased loudness, freedom from constant gain riding and the desired density – all automatically. □ This smart, versatile audio processor is extremely cost effective and thoroughly functional for broadcast pre-processing, microphone control, audio production, tape duplicating, live sound and even film dubbing. □ What's more, you'll find The Compellor™ works perfectly with the Aphex Aural Exciter™. □ With The Compellor™ working for you, everyone will feel compelled to call you what we call it. Genius. □ Experience The Compellor™ today. Contact your nearest Aphex dealer.



GENIUS

AUSTRALIA

East Coast Audio Sales,
Melbourne

AUSTRIA

AKG, Vienna

BELGIUM

Trans European Music,
Dilbeek

CANADA

Manta Electronic Group,
Toronto

DENMARK

SC Sound, Taastrup

FINLAND

Nores Oy, Helsinki

FRANCE

Reditec, Neuilly Sur Marne

GERMANY

AKG, Munich

GREECE

Omikron, Athens

HONG KONG

Audio Consultants, Kowloon

ITALY

M. Casale Bauer, Milan

JAPAN

Matsuda Trading, Tokyo

NETHERLANDS

Audioscript, Loosdrecht

NEW ZEALAND

Hawkes Bay Agencies,
Napier

SINGAPORE

Auvi Private

SPAIN

Neotecnica, Madrid

SWEDEN

A B Betoma, Solna

TAIWAN

Linfair Engineering, Taipei

UNITED KINGDOM

ATLANTEX, Herts



© Aphex Systems Limited □ 13340 Saticoy St. □ North Hollywood, Ca. 91605 □ (213) 765-2212 □ TWX: 910-321-5762

REVIEW REVIEW

A high powered amplifier reviewed by Hugh Ford

YAMAHA PC5002M

The Yamaha PC5002M is a truly massive twin-channel amplifier which may be switched to twin-channel or bridged operation. Rated at 750 W/channel into 4 Ω or 500 W/channel into 8 Ω it can deliver 1.5 kW into 8 Ω in the bridged mode. This is an exceptionally heavy unit designed for rack mounting but equipped with good solid handles and feet. To the front all controls and indicators are recessed in addition to being protected by the handles at either side.

Two separate circuit breakers with power-on indicators control either channel with detented potentiometers controlling the gain in 1 dB steps down to -20 dB beyond which there is an off position. To the top of the panel twin illuminated meters with inbuilt clip LEDs are calibrated in decibels and power into 8 Ω for mono or bridged operation with the clear scaling having in excess of 50 dB range indicating from 10 mW to 1 kW in the mono mode. In addition to the meters, four warning LEDs are included behind a transparent panel. These indicate either thermal protection or electronic protection for each channel.

Between two finned heatsinks at the rear panel, the connectors and controls are well protected from mechanical damage. A peculiar feature is twin fixed power leads both of which are about 3 m long. Above the power leads a screw terminal strip underneath a transparent cover provides the loudspeaker connections which are clearly identified.

The audio inputs are electronically balanced at a screw terminal strip in addition to two XLR connectors for paralleling amplifiers. Three recessed screwdriver operated slide switches allow pin 1 of the XLRs to be grounded, insert subsonic filtering in both channels and switch the unit between twin-channel or bridged mode operation.

The construction is in the form of a thick alloy front panel which is attached to the rear heatsinks by four heavy alloy sections forming the corners of the amplifier. Joined to these are the light alloy sides and the steel top cover which has rather large ventilation holes. It is thus possible for debris to fall on to the printed circuit boards located horizontally below the top cover.

Separate power supplies for the two channels occupy the base of the amplifier with the audio output boards and their multiple output devices are secured to



the heatsinks at the rear of the amplifier. Two driver boards locate horizontally below the top cover together with a single further board dealing with the input buffering of both channels.

Very good quality boards and components are used with everything being clearly identified and interconnections made via ribbon cables with pin connectors. The service manual includes full adjustment procedures, exploded diagrams of mechanical parts and a full circuit plus printed circuit board layouts.

Inputs and outputs

The input impedance varied from 49.3 k Ω at maximum gain to 65.4 k Ω at

minimum gain, this variation is unlikely to be troublesome in view of the high impedance. Common mode rejection was excellent at low frequencies as shown in Fig 1 for the two channels which differed by about 7 dB.

Input sensitivity for driving 500 W into 8 Ω was 1.766 V with the two channels matching to better than 0.05 dB at maximum gain. The 1 dB steps of the input attenuators were accurate resulting in a match between channels at any gain setting to better than 0.1 dB.

At the outputs the terminals were on the small side for large loudspeaker cables even in the form of bare wires and the fitting of eyelet tags was impossible.

Fig 2 shows the modulus of the output impedance in relation to frequency with the impedance being 15 m Ω up to 5 kHz offering a damping factor in excess of 500 related to 8 Ω .

Frequency response and noise

The overall frequency response from 2 Hz to 200 kHz at 1 W into 8 Ω is shown in Fig 3 with the highpass filter in and out of circuit. At the high frequency end the -1 dB point is at 71.5 kHz falling to -3 dB at 106 kHz for both channels. Without the highpass filter the low frequency -1 dB point was around 0.1 Hz increasing to 10.5 Hz with the filter in circuit with the -3 dB point at 6.9 Hz.

Noise was measured for both channels at maximum gain with the input shorted, minimum gain and the worst case which occurred at -10 dB gain, the former two cases giving identical results (Table 1).

It is to be noted that the actual noise performance was excellent but that hum degraded the unweighted figures

MANUFACTURER'S SPECIFICATION

Power output level: 0.003% THD, 20 Hz to 20 kHz stereo, 8 Ω 500 W + 500 W; 0.01% THD, 20 Hz to 20 kHz stereo, 4 Ω 750 W + 750 W; mono (BTL), 8 Ω 1500 W; mono (BTL), 16 Ω 1000 W.
Power bandwidth: 0.1% THD, 8 Ω , 250 W 10 Hz to 100 kHz.
Input sensitivity/impedance: 8 Ω , 500 W 1.73 V (+7 dB)/25 k Ω .
Frequency response: 10 Hz to 100 kHz, 8 Ω 1 W +0 dB, -3 dB.
Filter characteristics: subsonic 7 Hz, -12 dB/octave.
S/N ratio: IHF-A network, 8 Ω 122 dB.
Total harmonic distortion: 8 Ω , 250 W, 20 Hz to 20 kHz <0.003%.
Intermodulation distortion: 50 Hz + 7 kHz mixed, 8 Ω , 250 W <0.002%.
Damping factor: 8 Ω 1 kHz 500.
Power requirements: AC 120 V 60 Hz (U); AC 220/240 V 50/60 Hz (E).
Fuse: 15 A 250 V (U); 6.3 A 250 V (E).
Power consumption: 450W/channel (U); 350 W/channel (E).
Dimensions (w x h x d): 482 x 264 x 441 mm (19 x 10 $\frac{3}{8}$ x 17 $\frac{3}{8}$ in).
Weight: 61 kg (134 $\frac{1}{2}$ lb).
Manufacturer: Nippon Gakki Company Ltd, Hamamatsu, Japan.
UK: Electromusic, 89/97 St John Street, London EC1M 4AB.
USA: Yamaha International Corp, PO Box 6600, Buena Park, CA 90620.

FOR TRIDENT STUDIOS, IT'S THE OTARI EDGE.

Trident Recording Studios number among those London studios which can be accurately called "World Class". Their latest endeavour, Studio Three, features facilities for audio post-production as well as music recording.

The Trident choice for multitrack recorders: two MTR-90 Series II twentyfour channel machines.

Trident selected the MTR-90 recorders for many of the same reasons you would: superb sound quality, easy interface with video editing systems and synchronisers, an advanced microprocessor-based tape transport, and a reputation for reliable performance.

While gently handling your Masters in the most reliable

manner, the MTR-90 will deliver the fastest transport operational modes of any 2" professional audio recorder made. The compact MTR-90 even fits easily into the smallest machine or sound control room. An equally compact Remote Session Controller comes standard and an optional full-function autolocator may be easily fitted.

Whether your work is in music, radio, multi-media, film or television audio production, there are many advantages to owning an Otari.

We invite you to critically evaluate the recorders that will put you where you **need** to be: at Technology's leading-edge.

To receive full technical information and a demonstration, please contact one of our authorised professional dealers or ring us at 0753-822381. Otari Electric (U.K.) Ltd, 22 Church Street, Slough, Berks., SL1 1PT, U.K. Telex: 849453 OTARI G.

Authorised Dealers:

ITA, 1 Felgate Mews, Studland Street, London W6 9JT 01 748 9009

TURNKEY, Brent View Road, London NW9 7EL 01 202 4366

OTARI®

Technology You Can Trust



Application:

The MTR-90 Multi-channel Master Recorder for Music Production

REVIEW REVIEW

severely at -10 dB gain setting.

Fortunately the main hum component is at 50 Hz where it is subjectively less serious than at higher frequencies when the hum components were in excess of -100 dB.

Power output and distortion

Power output at the onset of clipping at 1 kHz was measured into 8 Ω, 4 Ω and 2 Ω, the latter being half the rated load which may be approached by some nominally 4 Ω loads. Whilst the amplifier had a rating plate indicating 220 V operation in the UK, it would be used on 240 V supplies so it was fed with 240 V stabilised within ±0.5%. At 220 V the power output at clipping would be proportionally lower as the output section rails are not stabilised within the amplifier.

Even my precision forced air cooled load box continuously rated at 1.2 kW could not cope with this amplifier, further 1% aluminium housed resistors being brought into operation.

Both continuous power output and burst power output for 10 ms bursts every 100 ms were measured and found to be identical for both channels with one or both channels driven as shown in **Table 2**.

Judging from the above this amplifier can deliver a very considerable power into any likely load. Considerable current is drawn from the mains making a low impedance supply advisable as each channel draws 9 A when delivering 940 W into 4 Ω, hence the twin mains leads.

Total harmonic distortion plus noise was measured at various levels below clipping into 8 Ω and 4 Ω for the two channels and found to be consistently excellent at all levels, **Table 3** being examples at the rated output and at 1 W output.

The impressive figures, which are at times close to the instrument residual and often largely noise rather than harmonics are outstanding. Furthermore the distortion products were harmonic rather than crossover products which were virtually non-existent.

Individual harmonics were below 0.01% from 20 Hz to 20 kHz at any level below clipping into 8 Ω or 4 Ω, but time did not permit more detailed measurements and the harmonics are probably at far lower levels.

Intermodulation distortion to the CCIF twin tone method using tones separated by 70 Hz was below the instrumentation residual at any frequency up to 200 kHz for both channels at any level below clipping—that is below 0.005%—a truly creditable performance. Similarly

Table 1

Measurement method	Noise referred to 500 W into 8 Ω		-10 dB gain	
	Min/Max gain		Left	Right
	Left	Right	Left	Right
22 Hz to 22 kHz RMS	114.4 dB	116.0 dB	86.2 dB	83.4 dB
A-weighted RMS	119.8 dB	120.2 dB	105.4 dB	102.4 dB
CCIR-weighted RMS	114.1 dB	114.4 dB	100.0 dB	99.1 dB
CCIR-weighted quasi-peak	106.5 dB	106.5 dB	88.4 dB	84.7 dB
50 Hz hum	118.6 dB	120.5 dB	86.8 dB	84.0 dB

Table 2

Condition	Power output
Steady state 8 Ω	600 W
Burst power 8 Ω	660 W
Steady state 4 Ω	940 W
Burst power 4 Ω	1110 W
Steady state 2 Ω	1800 W

Table 3

Output		Total harmonic distortion plus noise			
		100 Hz	1 kHz	10 kHz	20 kHz
500 W into 8 Ω	Left	0.0032%	0.0025%	0.0032%	0.0047%
	Right	0.0032%	0.0025%	0.0040%	0.0065%
1 W into 8 Ω	Left	Noise	0.004%	0.0039%	0.004%
	Right	Noise	0.004%	0.0037%	0.004%
750 W into 4 Ω	Left	0.004%	0.0027%	0.0044%	0.0075%
	Right	0.0038%	0.0027%	0.0070%	0.012%
1 W into 4 Ω	Left	Noise	0.004%	0.0052%	0.0054%
	Right	Noise	0.004%	0.0049%	0.0051%

FIG. 1
YAMAHA PC5002M
COMMON MODE REJECTION RATIO

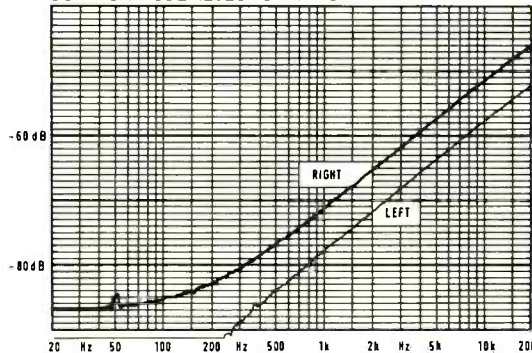


FIG. 2
YAMAHA PC5002M
OUTPUT IMPEDANCE





FIG. 3
YAMAHA PC5002M
FREQUENCY RESPONSE



NEW From SCAMP®



S30 EXPANDER/GATE

- ★ Log/anti-log release network
- ★ 60dB attenuation range
- ★ Pre-emp side chain
- ★ Keyable
- ★ Variable Expander/Gate slope
- ★ Computer control mute input

The S30 Expander/Gate module sets a new standard in flexibility and quality. This module offers precise SLOPE control from 1:1 through the expander range (1:1, 2 to 1:3) into the GATING range 1:4 (soft) to 1:20 (hard).

The RANGE control, whilst being manually set, will also vary automatically with the slope selected, according to the theoretical maximum for that RATIO. In the GATING modes a maximum of 60dB attenuation will be possible reducing to some 12dB on a slope of 1:1.2. The THRESHOLD can be varied from +12dBm down to -50dBm. In addition the SIDE-CHAIN can be pre-emphasised by up to 12dB in the HF or LF.

The ATTACK time has three switched positions giving 0.01mS(F), 5mS(M), and 40mS(S). The RELEASE time has a unique anti-log auto mode which speeds up as attenuation increases. The standard RELEASE ranges from 25mS to 4 seconds and incorporates hold facility which can be varied from out to 2 sec.

EXPANDER attenuation is indicated on a 60dB green bargraph with the first 10dB shown in single steps. The second ten segments working in 5dB steps.

S31 COMPRESSOR/LIMITER

- ★ Ratios 1:1-20:1 (continuously variable)
- ★ Separate Limiter Threshold
- ★ Side chain access
- ★ Computer control mute input
- ★ Threshold down to -50dBm
- ★ Log/Lin release selectable

The S31 Compressor/Limiter is a dual function unity gain module which incorporates several new features.

A separate feed-back PEAK LIMITER can be moved by an indexed 20 position pot, over a range of 20dB from 0dBm to +20dBm. The Limiter has an auto attack and release function and operation is indicated by a single red led.

The feed forward compressor has linear RATIOS that can be continuously varied from 1:1 to 20:1. The THRESHOLD is an indexed 20 position pot and can be operated from +12dBm down to -50dBm (ideal for very soft slopes, 1.2:1 etc). RELEASE time can be switched to a LOG or LIN response. ATTACK time can be varied by a three position switch. (0.3mS(F), 2.5mS(M), 25mS(S)).

MAKE-UP gain is a 20 position indexed pot which will compensate for gain reduction from unity to 30dB of gain. The SYSTEM can be switched IN or OUT as well as the side-chain (SC) being routed to an external equaliser. Gain reduction is indicated by a twenty segment orange led column with a range of indication from 0-60dB. Other features include a MASTER/SLAVE option which is switched on-board but with status indicated by front panel leds. This allows any one unit's MAKE-UP GAIN control to vary several units that are linked to it; thus simplifying stereo or four-channel operation. Control volt linkage for stereo operation is achieved by selecting STEREO link on the board.



These latest modules up date what was the first comprehensive modular signal processing system. SCAMP sets the standard that others emulate.

Other modules in the SCAMP range include: Gates, Compressors, Equalisers, Dynamic Noise Filters, Pan Effects, Auto Double Track and Time Shape modules, De-Esser, Distribution Amplifiers, Microphone Pre-Amp, Jack Bay, Power Supply and a VCA module.

Full details are available from your nearest SCAMP distributor.

Be ready for tomorrow's challenges by making the right equipment decisions today.

Audio+Design
The Hit Sound in Audio Science

Audio + Design (Recording) Ltd.
Unit 3, Horseshoe Park,
Pangbourne, Reading.
RG8 7JW, England.
Tel: (0734) 861088
Telex: 848722 ADR UK
Audio + Design Calrec, Inc.,
PO Box 786, Brenton, WA 98310, USA
Tel: (206) 275 5009 Telex: 152426 ADR USA

From America STAND-OFF

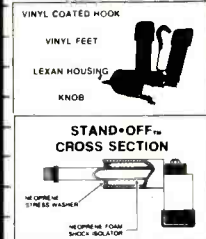
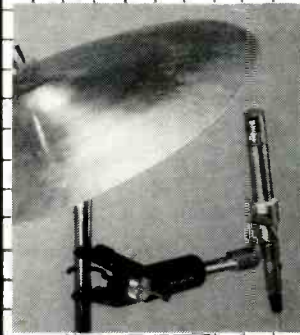
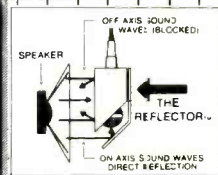

MICROPHONE SHOCK MOUNT SYSTEM

Offering significant advantages in studio miking, the STAND OFF range is now available in the U.K.

The shock-isolated units attach directly to drums, cymbal stands, amplifiers and microphone stands and give precise positioning for close-miking techniques.

Most models require no conventional stands, so there is a valuable gain in floor-space and instrument accessibility.


Lightweight and robust, the units are available now from selected stockists.



Connectronics
20 Victoria Road New Barnet Hertfordshire EN4 9PF England
Telephone: 01-449 3663
Telex: 8955127 SGAL G

MARKET RESEARCH-

the study of consumer needs and preferences;



External PSU, phantom power, phase reverse, 16 track monitoring. Cue, Dim on talkback, 3 Aux sends on channels and monitor. 2 returns Meter bridge, oscillator inject points. Direct outputs. Normalised inputs. Fader reverse Slate...

16-8-16
- the result of market research.

SOUNDTRACS

affordable quality

Soundout Laboratories Limited 91 Ewell Road, Surbiton, Surrey KT6 6AH, England Telephone: 01-399 3392 Telex: 8951073 SNDOUT G

America Soundtracs Inc., 262a Eastern Parkway Farmingdale, N.Y. 11735 Tel: (516) 249 3669 (M) MCI Inc., 7400 Imperial Drive, Box 8053, Waco, Texas 76710. Tel: (817) 772 4450 Australia Klarion Pty., 63 Kingsway, South Melbourne, Victoria 3205, Tel: 0361 3541 Austria Kan Ges.m.b.H. & Co. KG, Zentrale, A-5020 Salzburg Munchner Bundesstrasse 42, Tel: 0 662 37701 Canada Omnimedia Corporation Ltd, 9653 Cote de Liesse, Dorval, Quebec H9P 1A3 Tel: 514 636 9971 Denmark Kinovox AS, Industrivej 9, 3540 Lyngbe Tel: 02 187617 Finland MIS Audiotron, Box 28, SF00421 Helsinki 42, Tel: 0566-4644 France Phase Acoustic, 163-165 Bd Boisson, 13004 Marseilles Tel: 91 4987 28 Germany Audio Vertrieb-Peter Struven GmbH, AM Muehlenberg, No. 26, Postfach 2085, Quickborn, West Germany, Tel: 041 0669999 Hong Kong Tom Lee Piano Co. Ltd, 6-9 Cameron Lane, 1/F, Kowloon, Tel: 3-7221098 Italy Linear Italiana S.p.A., 20125 Milano, Via Arba 50, Tel: 02-6884741 Israel Barkai Ltd., 5 Krizia St., Ramat Gan Tel: 735 178/732044 Japan Trichord Corporation, Bunsai Building No. 3, 1F18-8, 5-Chome Toranomon, Minato-Ku, Tokyo Netherlands Peter Bollen geluidstechniek bv/PAC, Hondsruglaan 83 A 5628 DB Eindhoven, Tel: 040-428455 Norway BE sving Benum as, Boks 2493, Solli, Oslo 2, Tel: 02-442255 Singapore Lingtec Pte. Ltd., 246 MacPherson Road 07-04 Betime Building, Singapore 1334, Tel: 07-471951/07-471952 South Africa Eltron (Pty) Ltd., 2nd Floor Film Trust Building, 112 Polly Street, Johannesburg 2001, Tel: 11-29-3066 Spain Proyeccion & Sonido SA, RDA Gral Mitre 74-176, Barcelona 6 Tel: 93-211-85 04 Switzerland Studio M & M, Villa Tannheim, CH5012 Schoenenwerd, Tel: 64 4149 69 Taiwan Linfair Engineering & Trading Ltd., 7th Floor, 7, Jen Ai Road, Sec. 2, Taipei, Taiwan, Tel: 321 4454-6 Thailand Kitchareon Machine Tool and Musical Ltd., 73 Asadang Road, Bangkok 10200, Tel: 2224712 United Kingdom Don Larking Audio Sales Ltd., 29 Guildford Street, Luton, Beds. Tel: 0582 450066

REVIEW REVIEW

intermodulation distortion to the SMPTE method using 50 Hz and 7 kHz tones mixed in a 4:1 amplitude was extremely good, being less than 0.004% at any level below the rated output into 8 Ω or 4 Ω .

Squarewaves at 1 kHz into 8 Ω in parallel with 2 μ F overshoot as shown in Fig 4 irrespective of level, the overshoot being on the large side. Rise and fall times were identical at 2 μ s with the maximum slew rate being very fast at 55 V/ μ s.

Metering and indicators

The level meters provided an accurate indication of power into 8 Ω with the meters indicating waveform peak values. The rise time was reasonably fast at 10 ms with the fall time of 0.5 s giving good readability.

Within the meters the peak indicator LEDs were illuminated at the onset of clipping giving a useful indication on only 20 μ s of clipping of a 10 kHz sinewave.

Asymmetrical overload if severe, operated the protection circuits as did full amplitude waveforms below 5 Hz. In operation the protection circuitry simply shut down the amplifier for a short time.

Other matters

Phase shift within the amplifier with or without the highpass filter is shown to be minimal in Fig 5. DC offset at the outputs never exceeded +3 mV, -1 mV with protection circuits operating if the DC in the output exceeded 5 V.

Crosstalk between the two channels was as shown in Fig 6 being 110 dB at 125 Hz rising at 6 dB/octave.

Summary

The Yamaha PC5002M is an outstanding amplifier not only in terms of its drive capabilities, but also in terms of its really excellent performance. It is not often that amplifiers tax the best of distortion measuring instruments but this Yamaha certainly does.

In addition the standard of construction is very good with proper servicing information being available. Whilst no cooling fan is incorporated (they're always noisy) the amplifier ran reasonably cool under any conditions.

In short, if you want this sort of power in addition to a really excellent performance the Yamaha PC5002M fits the bill. \square

FIG.5
YAMAHA PC5002M
PHASE SHIFT

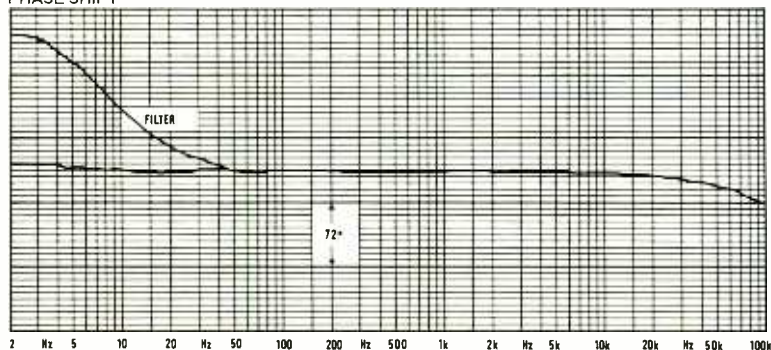


FIG.4


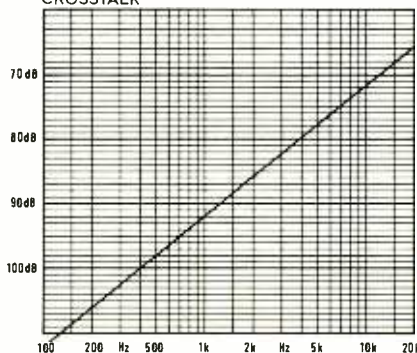



FIG.6
YAMAHA PC5002M
CROSSTALK



Klotz. The best selling cable in Europe!



4.5mm INSTRUMENT CABLE



5.5mm INSTRUMENT CABLE



8.0mm INSTRUMENT CABLE



MIC CABLE



2.5mm² CO-AXIAL SPEAKER CABLE



1.5mm² SPEAKER CABLE



MULTIPAIR CABLE 8-32 PAIRS

The superbly engineered range of Klotz cables, are now available in England.

These cables combine excellent electrical performance with remarkable toughness, flexibility and ease of preparation.

When quality and reliability are essential specify Klotz.

For details and specification sheet call:

01-388 5392

SOLE IMPORTERS AND MAIN DISTRIBUTORS



**Cable
Technology**

72-74 Eversholt Street, London NW1 1BY

KLOTZ CABLE DEALERS

Kelsey Acoustics: 01-727 1046 Turnkey: 01-202 4366
Don Larking Audio: 0582 450066

REVIEW REVIEW

Hugh Ford looks at a TOA power amp



TOA P300D

The TOA Model *P300D* is a dual channel power amplifier which may be operated in the bridged mode. It is designed for rack mounting at 5 U in height and has two heavy duty handles.

Effectively the two channels are separate amplifiers each with its own power supply and on/off switch in the form of a magnetic circuit breaker at the front. LEDs above the circuit breakers indicate power on with three LEDs above the detented gain potentiometers indicating signal present, peak and protection in action.

To the rear of the unit the signal inputs take the form of unbalanced locking dual *XLR* connectors per channel for looping in parallel with dual 1/4 in jack sockets. The power input lead is fixed and in the review sample did not have

the correct UK colour coding.

Power outputs are at terminals/sockets on the standard 3/4 in spacing with a removable link allowing the signal circuits to be isolated from the power line ground. Slide switches which may be mechanically locked allow the insertion of highpass filters in either channel with a third slide switch selecting stereo or bridged operation. An octal socket associated with each channel acts as an accessory connector.

Within the relatively lightweight steel case the two massive power transformers are mounted at the centre of the amplifier with the amplifier channels at either side of the case. The individual channels, which can be quite easily removed, are based on large alloy heatsinks, no ventilation fan is fitted and cooling is by convection through the

sides and top of the amplifier.

Each channel consists of a large printed circuit board mounted on to the heatsinks plus a small board supporting the rear panel features. The boards are well made from good quality components but do not have identifications for servicing. Also the single 1 1/4 in fuses on each channel are not identified in value.

Generally the unit is well made and tidily wired with connectors, as opposed to soldered connections, which eases servicing.

Inputs and outputs

The unbalanced inputs had a sensitivity of 1.11 V for the rated output of 450 W into 8 Ω with the input impedance being 7.8 k Ω at maximum gain increasing to 9.9 k Ω at lower gain settings. At any

MANUFACTURER'S SPECIFICATION

Power output: 300 W min sinewave continuous average power output per channel with both channels driving 8 Ω loads over 20 kHz bandwidth.

Frequency response: +0 dB, -0.5 dB, 20 Hz to 20 kHz.

Total harmonic distortion: less than 0.1% at 300 W, 8 Ω , 20 Hz to 20 kHz.

Intermodulation distortion: 0.03% using frequencies of 60 Hz and 7 kHz, mixed in a ratio of 4:1, at power output of 100 W into 8 Ω .

Input sensitivity: 1.23 V, 300 W into 8 Ω .

Input impedance: 10 k Ω (unbalanced).

Hum and noise: 109 dB below rated output (20 Hz to 20 kHz). 114 dB below rated output (IHF-A weighted).

Input connectors (per channel): male and female *XLR*s in parallel; pin 2 cold, pin 3 hot, and pin 1 shield; *XLR*s unbalanced and in parallel with two tip-sleeve (standard) phonejack.

Output connectors (per channel): standard 3/4 in spacing, 5-way binding posts.

Indicators: green LEDs—signal presence; red LEDs—output clipping, circuit protection and thermal warning; green LED—power on.

Dimensions: (w \times h \times d) 19 \times 8 3/4 \times 18 3/4 in/483 \times 222 \times 475 mm.

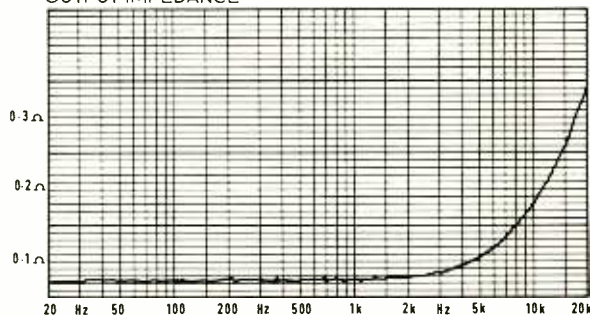
Weight: 77 lb/35 kg.

Manufacturer: TOA Electric Co Ltd, Kobe, Japan.

UK: TOA Electric Co Ltd, PO Box 82, Castle Street, Ongar, Essex.

USA: TOA Electronics Inc, 1023 Grand Drive, San Francisco, CA 94080.

FIG.1
TOA P300D
OUTPUT IMPEDANCE



THE dbx 700 DIGITAL AUDIO PROCESSOR IS HERE!



Celebrate the Triumph of Music & Song.

Now there's a digital audio processor for people who'd rather listen to music. The dbx 700.

The dbx 700 and a professional-quality VCR let you reproduce sound that's more musical than any other digital system. And you can buy it for a song.

The secret? A new technology called Companded Predictive Delta Modulation (CPDM)—a digital encoding technique that solves the problems inherent in existing digital systems.

What's more, the dbx 700 has an incredible 110 dB dynamic range.

Of course, the only true test is how the 700 sounds to you. We invite you to visit your nearest dbx digital dealer. And let your ears decide.

dbx[®]

dbx Inc., Professional Products Division, 71 Chapel Street, Newton, Massachusetts 02195, USA, Tel. (617) 964-3210, Telex: 92-2522



Shown with optional Model 710 microphone preamps

Austria: Kain Ges.m.b.h. & Co. KG, dba/Stereo Center Kain, Muenchner Bundesstrasse 42, A-5020 Salzburg. Australia: Klarion Pty, Regent House, 63 Kingsway South, Melbourne 3205. Belgium/Luxembourg: Trans European Music SA, Koelviystrad 105, B-1710 Dilbeek. Denmark: SLT, Hjelgesvej 9-11/DK-2000, Copenhagen. England: Scenic Sound Equipment, 97-99 Dean Street, London W1V 5RA. Finland: Studiotec Ky, Eijaksentie 9, 00370 Helsinki/37. France: Cincoco, 72, des Champs-Elysees, 75008 Paris. Greece: Bon Studio Sound Systems, 14 Zaimi Str. Athens 48. Hong Kong: Philippines, South Korea, Thailand, People's Republic of China: Studer Revox (Far East) Ltd, 5th Floor, Parklane Bldg, 233-5 Queens Road, Central, Hong Kong. Italy: Scientel Audio SRL, Via Pietri 52 (or) Via Venturi 70, Modena 41100. Japan: BSR (Japan) Ltd, Tokyo 101. Netherlands: Special Audio Products B.V., Scheldeplein 18, 1078 GR Amsterdam. New Zealand: Videx Systems Ltd, Ellice Industrial Estate, P.O. Box 31-029, Auckland 10, 48 Ellice Road, Glenfield. Norway: Lydrommet, St Olavsgate 27, Oslo 1. Spain: Commercial Lavilla Legaleidad, 64066, Barcelona 24. Sweden: Tal & Ton AB, Kungsgatan 5, 411 19 Goeteborg. Switzerland: Audio Bauer A, CH-8064 Zurich, Bernerstrasse-Nord 182. West Germany: Audio Vertrieb, Bargweg 45b, 2000 Norderstedt.

REVIEW REVIEW

FIG. 2
TOA P300D
FREQUENCY RESPONSE 1W INTO 8Ω

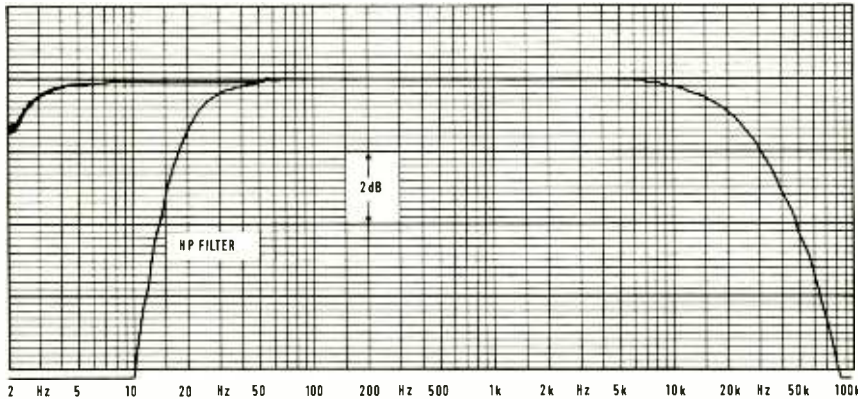


FIG. 4
TOA P300D
HARMONIC DISTORTION 450W INTO 4Ω

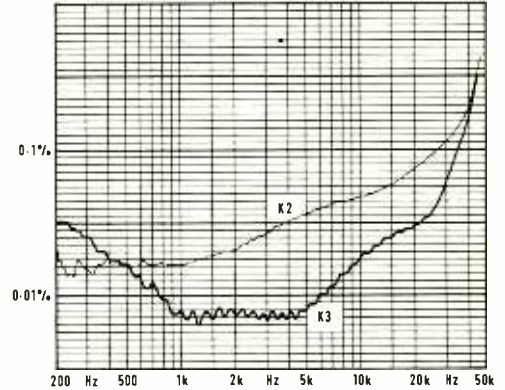


FIG. 3
TOA P300D
HARMONIC DISTORTION 1W INTO 4Ω

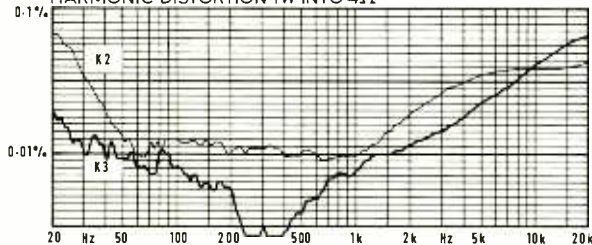


TABLE 1 Noise referred to 450 W into 4 Ω

Measurement method	Minimum gain		Maximum gain I/P S/C	
	Left	Right	Left	Right
22 Hz to 22 kHz RMS	98.9 dB	108.5 dB	84.9 dB	83.6 dB
A-weighted RMS	109.6 dB	112.6 dB	95.7 dB	94.5 dB
CCIR-weighted RMS	106.6 dB	106.6 dB	97.4 dB	96.0 dB
CCIR-weighted quasi-peak	102.4 dB	102.4 dB	90.3 dB	88.5 dB
CCIR-weighted arm	113.0 dB	113.5 dB	105.5 dB	104.1 dB
50 Hz hum	104.0 dB	108.5 dB	91.7 dB	90.5 dB
150 Hz hum	101.4 dB	127.0 dB	87.0 dB	85.3 dB

TABLE 2

Condition	Power output
Steady state 8 Ω	307 W
Steady state 4 Ω	520 W
Burst 8 Ω	400 W
Burst 4 Ω	720 W

TABLE 3 Total harmonic distortion plus noise

	100 Hz	1 kHz	10 kHz	20 kHz
450 W into 4 Ω	0.007%	0.011%	0.05%	0.11%
45 W into 4 Ω	0.009%	0.015%	0.054%	0.087%
220 W into 8 Ω	0.01%	0.0095%	0.03%	0.051%
22 W into 8 Ω	0.026%	0.011%	0.018%	0.033%

gain setting the balance between the two channels was within 0.1 dB with the detented potentiometers having nominal 2 dB steps which were reasonably accurate with the fully anti-clockwise position being 'off'.

DC offset at the outputs was always less than 1 mV with the damping factor being 160 referred to 8 Ω up to 2 kHz. The relation between output impedance and frequency is shown in Fig 1.

Frequency response and noise

Fig 2 shows the frequency response at 1 W into 8 Ω with and without the highpass filter in circuit. The highpass filter is sensibly a 12 dB/octave filter with its -3 dB point at 15 Hz and -1 dB at 20 Hz. Likewise the high frequency roll-off is well chosen being -1 dB at 20 kHz falling at 6 dB/octave to -3 dB at 38 kHz.

Noise in the outputs varied with the level control settings and also from channel to channel with power line hum and its harmonics being the main source of the variations as shown in Table 1.

Feeding the amplifier from a high

impedance considerably reduced the power line hum components at maximum gain. Radiated noise from the power transformers was significant, but, probably not excessive depending upon the amplifier's location.

Power output and distortion

Using a stabilised 240 V AC supply and accurate instrumentation the power

output at the onset of clipping was measured with steady state sinewaves and 10 ms bursts of 1 kHz sinewave. The results into 8 Ω and 4 Ω loads were identical (see Table 2) for the two channels and there was no difference with single or both channels driven.

Total harmonic distortion plus noise was measured at spot frequencies at the rated power of 450 W into 4 Ω in addition to 220 W into 8 Ω and 10 dB lower with the results in Table 3.

STEREO STABILIZER

APRS
Stand 133



- Rack mounting frequency shifter for howl reduction in public address and sound reinforcement
- Mono version and box types also available

SURREY ELECTRONICS, The Forge, Lucks Green, Cranleigh, Surrey GU6 7BG.
Tel. 0483 275997

The Audiograph 3300

THE MODULAR UNIVERSAL AUDIO MEASURING SYSTEM

Manufactured by



NEUTRIK

THE CONNECTOR PEOPLE

Applications: measurement of Hi-Fi and professional audio equipment, frequency response, cross talk and impedance characteristics. Direct measurement of loudspeakers via the power output, reverberation curves and time, phase and group delay time measurements.

A modular system which can be assembled and extended to meet your requirements, compact design, logic functioning for ease of operation.

Come and see a continuous demonstration at APRS '84

on stand no.86

and our stand no.88

Marketed by

Audio & Design Recording


Sole Agent UK

Eardley Electronics Ltd.

Unit 3, Horseshoe Park, Pangbourne, Reading RG8 7JW
Telephone: Reading (0734) 861088 Telex: 848722 ADR UK

Eardley House, 182-184 Campden Hill Road, London W8 7AS
Telephone: 01-221 0606 Telex: 23894

ULTRA LIGHTWEIGHT CARBON FIBRE MICROPHONE BOOM WITH OR WITHOUT PREAMPLIFIER



Boom extends from 1.4m to 4.2m.
Weight 9 kg. Preamplifier length
34cm. Tough and noiseless in use,
ideal for location and studio use.
Specially designed preamplifier
includes Peak Level Meter, Control
of Level, Nagra Start/Stop
Monitoring facilities, Phantom

Power 48V/12V and many other
features.

Bandwidth ± 0.1 dB 50-15 khz
 ± 0.5 dB 20-20 khz

Harmonic Distortion

100-10 khz 0.01%

20-20 khz 0.3%

S/N i.e. 10mV 84 dB a Weighted **£192 to £640**

Rs 200

Max. Gain 72 dB

Max Output 3.5 VRMS

Supply Voltage: 12

Supply - 12-30V

from Recorder or Battery

From Optex

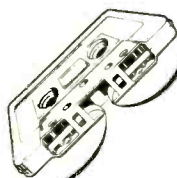
22-26 Victoria Road

New Barnet

Herts, EN4 9PH

Tel: 01-441 2199

Optex
TRY US FIRST




**HIGH QUALITY
CASSETTE DUPLICATION
AND SPECIALISED LENGTH
BLANK CASSETTES**

Leeholme Audio

Leeholme Audio Services Ltd., 350-4 Leabridge Road, Leyton, London. E10
Telephone 01-556 4748

**JUST
WATCH IT!**



THE BOX by TAPETALK

GETS IT ALL TOGETHER

- * Stereo peak levels
- * Stereo balance
- * Stereo width
- * Soundstage positioning
- * Interference
- * Channel levels
- * Channel balance
- * Azimuth errors
- * Tape transport defects
- * Phase checks

FOR FULL DETAILS TELEPHONE MILTON KEYNES (0908) 77710

REVIEW REVIEW

The form of distortion was more harmonic than crossover products with both channels being similar except for the noise content as previously mentioned.

Fig 3 shows the individual second and third harmonics to be at a very low level at 1 W into 4 Ω with this pattern being followed at higher and lower powers. The situation at the rated output of 450 W into 4 Ω is shown in **Fig 4** (note different frequency scales).

Intermodulation distortion to the twin tone CCIF method using tones separated by 70 Hz was measured at the same peak equivalent levels and produced **Fig 5** and **Fig 6** showing a good performance but a significant increase in intermodulation distortion at high powers

combined with ultrasonic frequencies.

Squarewave performance into 8 Ω in parallel with 2 μ F was good as shown in **Fig 7** with the overshoot being independent of level below clipping.

The rise and fall times were both 10 μ s for 10% to 90% amplitude with the maximum slew rate being 10 V/ μ s.

Other matters

Driving the amplifier into 10 dB of clipping with asymmetrical tonebursts showed that overload recovery was instantaneous without any transients or long term DC offset. It is however only wise to have the highpass filters inserted for loudspeaker protection in an audio system.

Crosstalk between the two channels was as shown in **Fig 8** which is more than adequate. **Fig 9** shows the phase shift with and without the highpass filter, no serious shift occurring within the audio band.

Power consumption was low when driving high frequencies at high levels as a result of which the amplifier remained relatively cool in operation.

The peak level indicators operated at clipping and were rather slow in operation requiring about 20 ms for a clear indication, they did however operate at true waveform peak with the signal indicator being illuminated at 200 mW output into 8 Ω .

Summary

As no information at all was supplied with the amplifier I may well have missed some of its virtues. Indeed I have no idea of the functions of the accessory connectors.

Generally the performance was good, but in some circumstances power line hum in the outputs may prove excessive.

This is a well made amplifier for rack-mounted use. I would however have reservations about its mechanical construction for mobile use. \square

FIG. 5
TOA P300D
IM DISTORTION 1W INTO 4 Ω



FIG. 6
TOA P300D
IM DISTORTION 450W INTO 4 Ω

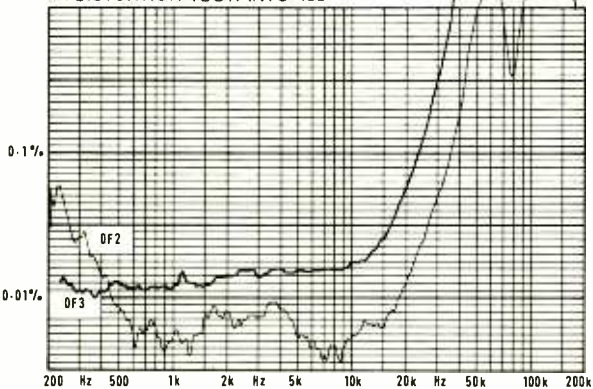


FIG. 8
TOA P300D
CROSSTALK

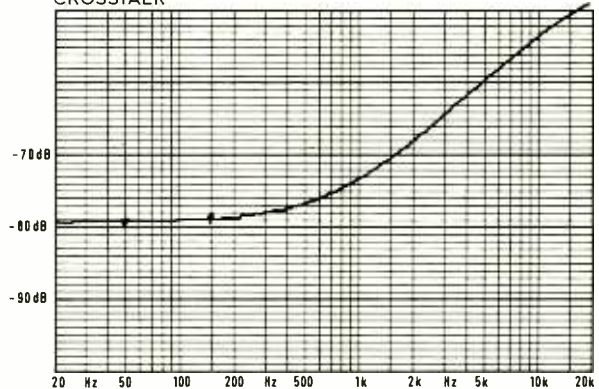
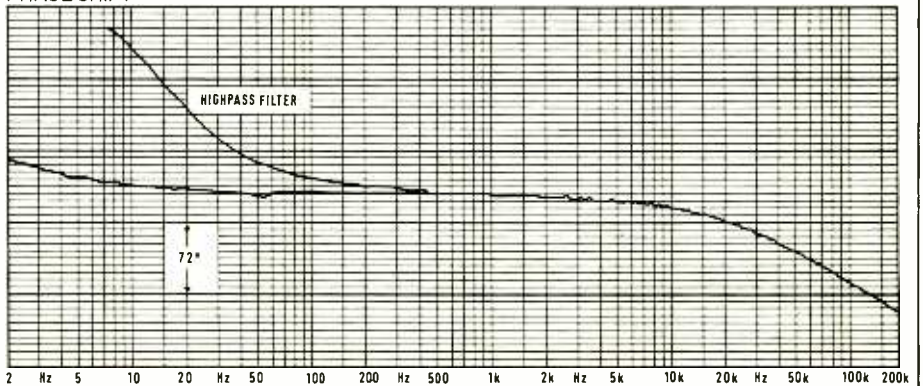



FIG. 9
TOA P300D
PHASE SHIFT



The new Littlite® High Intensity Lamp is here! The perfect gooseneck lamp for your desk, stereo, headboard, van, keyboard ... wherever you need light. These slim, unobtrusive lamps, with their high-tech appearance look good anywhere!

The Littlite High Intensity features:

- Quartz Halogen Bulb
 - Dimmer Controlled
 - 12" and 18" Lengths
 - Slot for Colour Filter
 - 12 Volt Operation, AC or DC
 - Mounting Accessory Options
- Gooseneck Lamps and Accessories are exclusively available from Shuttlesound, Canford Audio or Kelsey Acoustics.

LIGHT IN YOUR DARKNESS

Littlite®

Kelsey Acoustics
28 Powis Terrace
London W11 1JH
Telephone:
01-727 1046/0780

Canford Audio
Stargate Works, Ryton
Tyne & Wear, NE40 3EX
Telephone: 091-413 7171
Telex: 537792 COLTG

Shuttlesound
Unit 15, Osiers Estate,
Osiers Road,
London SW18 1EJ

SHUTTLESOUND
Telephone: 01-871 0966 Telex: 27670 SHUTSO G

Hire Technology.

If you could use one of these excellent MTR-90 master recorders but can't or don't want to buy it... hire one of ours!

And if you need the Q-Lock interface and Auto Locator, a Sony Digital PCM System, a Studer, Teac, Revox, Dolby, Soundcraft, U-matic, a monitor or any post-production equipment we can probably help... and we give good discounts on long term rentals too!

For details ring 01-267 9395



Multitrack Hire Ltd
66 Rochester Place London NW1 01-267 9395

TRAD

	£
STUDER A800 24T with autolocate and remote, 3000 hours	28,000.00
STUDER A800 24T with autolocate and remote, 2000 hours	28,500.00
STUDER A80 16T Mki	8,750.00
STUDER A80 8T Mki	4,900.00
3M M79 24T	9,500.00
3M M56 16T	4,800.00
M.C.I. JH24, 24T, current model	13,000.00
LYREC TR532, 24T, with 16 mem. autolocate	11,000.00
SOUNDCRAFT 8T	3,200.00
M.C.I. JH100, 16T	7,000.00
M.C.I. JH110B, stereo, mint condition	3,000.00
FERROGRAPH STUDIO 8 Stereo on console	900.00
FERROGRAPH STUDIO 8 Stereo	750.00
AMPEX AG440 Stereo, on console, as new	900.00
AMPEX AG350 Stereo, on console	350.00
AMPEX AG351 Stereo, on console, valve	250.00
NEVE 36 input, 4 stereo groups, 1 master group	14,000.00
NEVE 30-8-16	6,000.00
SOUNDCRAFT 16-24, 24 input, 24 mon.	9,200.00

	£
RAINDIRK 28-24-24, new	12,000.00
CADAC 24-16	4,000.00
HELIOS 16-8-16 A&D Comp/Lims etc.	3,850.00
RAINDIRK Series II, 12-4-8	3,000.00
AUDIO DEVELOPMENTS 007, 8-4, portable	1,500.00
EVENTIDE Harmonizer H910, new	1,000.00
BEL 16T Noise Reduction	600.00
DBX 155, 4 channel	300.00
DBX K9 cards	each 175.00
EMT 140TS Transistor plate, remote	2,000.00
CROWN DC300 Amps	300.00
QUAD 405/2 Amps, new	185.00
QUAD 303 Amps, new	112.00
MARSHALL Time Modulator	600.00
DRAWMER Dual Gates	250.00
DRAWMER Dual Comp/Lims	295.00
Large selection of Scamp modules and low prices	
AURATONE 5C Loudspeakers, new	per pair 58.00
KLARK TEKNIK DN22 Graphic	325.00
BEYER DT100 Headphones, new	each 27.00

Large selection of Webber Test Tapes, Best Prices

TRAD

ELECTRONICS SALES LTD

149b. St. Albans Road, Watford, Herts, WD2 5BB, England
Tel: Watford 47988/9
Telex: 262741

Subscribe Now.

**STUDIO
SOUND**
AND BROADCAST ENGINEERING

JOIN THE AUDIO PROFESSIONALS

You're obviously interested in professional audio.





You want to know what's going on in the world of professional sound, be it in music recording, new equipment, techniques or live sound reinforcement.

There's only one answer, subscribe to
STUDIO SOUND.


STUDIO SOUND gives you the hard facts, techniques and opinions which cannot be matched by any other publication in the field.

Keep in touch
Subscribe to Studio Sound Now
The International Publication for the
Professionals in Sound

Please send me _____ magazine for 12 issues.
I enclose a cheque/postal order/International Money Order
payable to LINK HOUSE MAGAZINES for £14.00 UK or
£20.25 Overseas. US rates: \$40 surface, \$75 airmail.

Or debit my credit card account    
(please tick box)

CREDIT CARD NO. _____

SIGNATURE _____  Credit card holders can order
simply by ringing 01-686 2599,
ext 432, quoting your credit card number

NAME _____

ADDRESS _____

(please print in block capitals)

Commencing with the _____ issue I understand that I am
committed to one year's subscription to the above magazine, and should I wish to
cancel my subscription, no refund will be made.

To:
The Subscriptions Department, Link House Magazines (Croydon)
Ltd., Link House, Dingwall Avenue, Croydon CR9 2TA, Registered in
England and Wales - No. 1341560

It's easy
complain about to
an advertisement.
Once you know how.

One of the ways we keep a check on the advertising that appears in the press, on posters and in the cinema is by responding to consumers' complaints.

Any complaint sent to us is considered carefully and, if there's a case to answer, a full investigation is made.



If you think you've got good reason to complain about an advertisement, send off for a copy of our free leaflet.

It will tell you all you need to know to help us process your complaint as quickly as possible.

The Advertising Standards Authority. ✓
If an advertisement is wrong, we're here to put it right.

ASA Ltd, Dept 1 Brook House,
Torrington Place, London WC1E 7HN

Video/Data Jackfields?



MUSA & American
pattern are listed
in our Catalogue.

Write or call
for your
free copy.

FFD FUTURE FILM DEVELOPMENTS


114 Wardour Street, London W1V 3LP, England.
Telephone: 01-434 3344 & 01-437 1892. Telex: 21624 ALOFFD G.

Communication System Planning and Installation

PAC-System amplifiers are designed to offer exceptional flexibility over a wide range of sound system applications.

Most mainframes accept a large variety of input and control options, enabling precise system requirements to be achieved and this concept allows re-configuration and system expansion at minimum cost.

Additionally, PAC System has the ability to interface with other communication networks, so making it first choice for sound distribution whether it be for information and/or entertainment.



PAC System amplifiers – powerful, versatile, totally reliable, backed by a comprehensive five year parts warranty, and a complete system planning service too, if you need it.

MILLBANK

The Communicators

Please send me further details about PAC System

Name _____

Address _____



The Millbank Electronics Group Limited,
Uckfield, Sussex Tel: 0825 4811 Telex: 95505

ss6/84



10th International Broadcasting Convention

21-25 September 1984

IBC 84 will be held at the Metropole Conference and Exhibition Centre
BRIGHTON UK

The TECHNICAL PROGRAMME of papers by specialist authors and discussions will cover new technologies including satellite, cable systems and other developments for sound, television and related information services.

The IBC EXHIBITION complementing the technical sessions will have the latest professional broadcasting equipment on display and demonstration by leading world manufacturers.

The SOCIAL PROGRAMME during the Convention will include a Reception and a special Ladies Programme of talks and demonstrations and visits to places of interest.

FURTHER INFORMATION can be obtained by returning the reply coupon below.



The IBC Secretariat, The Institution of Electrical Engineers,
Savoy Place, London, United Kingdom WC2R 0BL.
Telex: 261176 Telephone: 01 240 1871



Please send further details of IBC 84 to:

Name **Position**

Company/Organisation

Address

.....

CLASSIFIEDS

Advertisements for this section must be pre-paid. The rate is 45p per word, minimum £11.25. Box Nos. £2.50 extra. Semi-display rates on application. Copy and remittance for advertisements in AUGUST issue must reach these offices by 13th JUNE addressed to: The Advertisement Manager, Studio Sound, Link House, Dingwall Avenue, Croydon CR9 2TA. Cheques made payable to Link House Publications (Croydon) Ltd. Note: Advertisement copy must be clearly printed in block capitals or typewritten. Replies to Box Nos. should be addressed to the Advertisement Manager, Studio Sound, Link House, Dingwall Avenue, Croydon CR9 2TA, and the Box No. quoted on the outside of the envelope. The district after Box No. indicates its locality. **SEX DISCRIMINATION ACT 1975:** No job advertisement which indicates or can reasonably be understood as indicating an intention to discriminate on grounds of sex (e.g. by inviting applications only from males or only from females) may be accepted, unless (1) the job is for the purpose of a private householder or (2) it is in a business employing less than six persons or (3) it is otherwise excepted from the requirements of the Sex Discrimination Act. A statement must be made at the time the advertisement is placed saying which of the exceptions in the Act is considered to apply.

The attention of advertisers is drawn to "The Business Advertisements (Disclosure) Order 1977", which requires that, from 1st January 1978, all advertisements by persons who seek to sell goods in the course of business must make that fact clear. From the above date, consumers therefore should know whether an advertisement relates to a sale by a trader or a private seller.

SERVICES

THE COMPLETE SERVICE. Disc cutting (masters and demos), pressings, sleeves, cassettes, labels. Fixed and mobile recording studios. Free brochure. **TAM STUDIO**, 13a Hamilton Way, London N3. Tel. 01-346 0033 (F)

A REAL-TIME AUDIO and Data Duplication service. Plus blank cassettes and blank or printed labels. Simon Stable, 46 WestEnd, Launton, Oxon OX6 0DG. 0869 252831. (F)

BLACK FIVE SCREW C-ZERO with hard winder and steel pins, leader wound ready for Otari machines. 500-25,000-8.85p; 25,000-8.25p; 50,000-7.98p; 100,000-7.45p. All + VAT and delivery. Also available 2 types of grey welded for professional use, splicing tape £1.36, AGFA 619 £3.50 and other components for the large or small winder and duplicator samples and further details from **SELECTA SOUND** 5 Margret Road, Romford, Essex. Tel: 0402 453424. (F)

FREELANCE ENGINEER. Top quality for loop bin duplicators, winding machines, and all types of electronic equipment. **SELECTA SOUND** 040 24 53424.

Revox & Uher Sales & Service
16mm sound 35mm slide projectors, open reel and cassette recorders, amplifiers, etc. serviced and repaired. Bell & Howell, Elf, Ferrograph, Revox, Tandberg, Uher, approved service agents.
PHOTO ACOUSTICS LTD., 255A St. Albans Road, Watford, Herts Tel: 0923 32006. Entrance in Judge Street.
58 High Street, Newport Pagnell. Tel: 0908 610625.
Photo Acoustics Ltd

SELECTA SOUND

Real time or loop bin tape duplication. Exact length cassettes: Seven types of housing, standard, super-ferric, chrome or high-bias tape including Maxell, Agfa and BASF.

Ring John Smaites, 04024 53424
5 Margaret Road, Romford, Essex

COUNTY RECORDING SERVICE

For super quality Master Discs, Demo Discs and Pressings. Scully lathe with our latest CR 82'01 Stereo Cutting System.

Also half speed cutting for that very special disc.

Dolby 'A', Dolby 'B' and DBX noise reduction.
London Rd., Binfield, Bracknell, Berks
RG12 5BS
Tel. BRACKNELL (0344) 54935

Revox Service

WHY WAIT 5 WEEKS?

Elliott Bros. can service your Revox in 5 days or less!

01-380 0511
9 Warren Street
London
W1

100 C-60 cassettes beautifully copied in stereo
Just £59.50 (plus VAT)

We can copy from 100 to 5,000 high quality cassettes on our high speed loop-bin system, load them precisely into top-class shells. Price includes library case and all production work from your ¼ in edited master. Any length C-5 to C-90. **NOW ALSO** cassettes in **GOLD** effect finish! Ring for price check.

STUDIO REPUBLIC
47 High Street, Pinner 01-868 5555

THE PLAYBACK STUDIO
41 Windmill Street, London W1P 1HH
Tel: 01 637 8392 / Off Tottenham Ct. Rd

AUDIO & VIDEO
MAXELL • FUJI • T.D.K. • SONY • AMPEX

Large stocks. Free delivery in London
Phone for Quotation

Sound Communication

1974 - 1984

- * CASSETTE DUPLICATION
- * OPEN REEL DUPLICATION
- * BLANK CASSETTES
- * BLANK COMPUTER CASSETTES
- * PRINT SERVICE
- * VOICE OVERS

Quotations on request

FREEPOST:
DEWSBURY, WEST YORKSHIRE
WF13 1BR

MUSIC LAB SERVICE

Officially appointed

REVOX TEAC/TASCAM Service Agents

A fast, efficient repair service with collection and delivery available

Contact Nikki Antoniou on

01-388 5392

72 Eversholt Street, London NW1 1BY

**SOUND
SERVICING**
PRO-AUDIO MAINTENANCE

A NEW service in London offering a new solution to an old problem.

Not only do we pick up, repair and return your equipment, we are also the London service point for AMS and DRAWMER units.

CALL Alan Cundell now on
01-586 8303

15 Elizabeth Mews · London NW3 4UH

SERVICES

Check It Out...



**DIRECT FROM
OUR MODERN
U.K. PRESSING
PLANT**

- CUTTING · PRESSING
 - TEST PRESSING
 - LABELS · SLEEVES
 - CASSETTES
 - ARTWORK
 - COMPETITIVE PRICES
- MARKET LEADERS**

SRT
01-446 3218

Want to Sell to the USA?

The Proton Option avoids the problems of conventional distributor/agent relationships or the crippling expense involved in running a subsidiary.

Interested?

'Phone A. Walton on (0252) 319171 for prospectus

**THE SOUND & VISION
WORKSHOP LIMITED**

WE ARE THE APPOINTED UK SERVICE AGENTS FOR 3M M79 PROFESSIONAL RECORDERS

Call us for spares and service!

WE ALSO SERVICE A WIDE RANGE OF STUDIO EQUIPMENT.

Call us for help!

**153A
VICTORIA ST.
ST. ALBANS,
HERTS. AL1 3TA
PHONE
(0727) 58977.**

**FAST REPAIR SERVICE
FOR MOST PROFESSIONAL EQUIPMENT**

We have an extensive stock of new and reconditioned amplifiers for sale, hire or emergency replacement and a range of active monitor loudspeakers for studio and small pa use.

Audio Techniques
129 Walham Green Court,
Moore Park Road,
London SW6. 01-381 0108

EMERGENCY NIGHT SERVICE 01-674 5120

Fast, efficient repairs available for all types of studio equipment including Lexicon, Linn, Delta-Lab, DBX, all tape machines and desks.

24 hour service
Day - 0582 412331
Night - 0604 406906

Media Services, 50 Cheapside, Luton
Bedfordshire LU1 2HN

REAL-TIME CASSETTE DUPLICATION

Reel to reel copying.
Comprehensive facilities.

The complete duplicating service from:

NRA RECORDING

**37 West End, Launton, Oxon.
Telephone 08692 53986**

MAGNETIC TAPE/FILM HEADS

*We manufacture to order, 1/4", 1/2", 1" and 2" tape heads and a wide variety of film heads at very competitive prices. Please specify machine type for an early quotation.

*We also offer a prompt RELAPPING service at standard prices.

BRANCH & APPLEBY LTD.

**Stonefield Way, Ruislip, Middx. HA4 0YL
Tel. 01-864 1577**

YOU NEED IT... WE HAVE IT!

Precision-wound cassettes (Ampex); high speed duplication (R-C, C-C); reel-reel copying (NAB, CCIR); cassette labels and inlays (plain or printed); Ampex open reel tape. Leader, spools, boxes, pencils, razors, splicing tape and blocks etc. etc

RAINHILL TAPE SPECIALISTS

**31 ECCLESTON ST., PRESCOT, MERSEYSIDE
TEL: 051-430 9001**

**FOR DETAILS
OF
HOW TO ADVERTISE
IN THIS
SUCCESSFUL
SECTION
CONTACT
LINDA GUBBY**

01-686 2599 ext. 567

REAL TIME CASSETTE COPYING

All work carried out on Nakamichi machines to the highest standard. Normal or chrome tape available.

GATEWAY CASSETTE SERVICES

1 Gauden Road, London SW4 6LR
Telephone: 01-627 4758

MAIN 3M WOLLENSAK DEALERS

Cassette Fast Copiers and Recorders

Meticulous alignment of all machines before sale. Servicing to manufacturer's specification by 3M trained engineers. Bulk supplies of SCS Cassettes C2-C100. Fast Copying Service. Prompt personal attention.

SOUND CASSETTE SERVICES LTD.

P.O. Box 2, South Chard, Somerset TA20 1LR
Tel: 0460 20988

**jbs records
MUSIC—SPEECH—COMPUTER**

REAL-TIME or (Slow) HIGH-SPEED Quality Cassette Duplication and Blanks from 1 to 1,000+. Computer printed Cassette Labels. Studio speech and solo recording/editing etc. Fast Security Delivery Service.

jbs records—a division of FILTERBOND LTD,
19 Sadlers Way, Hertford SG14 2DZ. 0992-551188.

SELF ADHESIVE CASSETTE LABELS

We are specialists in self adhesive cassette labels and can supply them in a wide range of formats. Send or phone for our price list and samples.

(0795) 28425 - 24 hour service.

INDUSTRIAL PROCESS - Self Adhesive Labels SUPERFAST
Unit A4, Smeed-Dean Centre, Sittingbourne,
Kent ME10 3RN

**SPEECH RECORDING
(VOICE-OVERS; LANGUAGES; AUDIO-VISUALS)**

HIGH-SPEED CASSETTE COPYING

**OPEN-REEL COPYING
(ANY SPEED - ALSO TO BROADCAST SPEC)**

**HIGH QUALITY BLANK CASSETTES
(C1-C96)**

LABEL & CARD PRINTING

SPR

SPEECH-PLUS RECORDINGS LTD

UNIT 32, NO 19, PAGES WALK, LONDON, SE1 4SB.

01-231 0961

Hanway
22 Hanway Street
London W1
Tel: 01-637 7554 *Cassettes*

High speed cassette duplication. Open reel copying.
Small quantities a speciality. 48 hour service (if not sooner).

CLASSIFIEDS

SERVICES

SPEEDY **REVOX** SERVICE

Plus **TEAC, NAGRA, UHER**. Large spares stock held
Approved **REVOX** modifications undertaken
A personal service by experienced engineers,
plus collection and delivery

34 Danbury Street, London N1 8JU
Telephone 01-359 9342 (24 hours)

RAPER & WAYMAN

MUSIC SUITE



High Quality — Low Cost — Real Time
Cassette Duplication
Labels and Inlays. Blank cassettes
For price list Phone (099389) 8196

FOR SALE—TRADE

DISC CUTTING EQUIPMENT and systems bought, sold, installed and manufactured (under licence from ORTOFON). TAM/ENGLAND, 13a Hamilton Way, London, N3 1AN. Telephone 01-346 0033. (X)

TEAC 244/34/38 discounts and HP and leasing. Erricks Bradford 309266 (Julian). (X)

SONY CASSETTE COPIERS Master plus 2 slaves — 1 — 11 copies. Copies 4 tracks in one pass at 16x normal speed. Price £2,500. Contact Neil Marlow or Geoff Day, Harvestime, Hall Lane, Bradford, West Yorks. 0274 729752. (F)

USED MICS bought/sold. SAE lists Whitetower Records, 2 Roche Gardens, Milton Keynes, MK3 6HR. (0908) 73969. (B/D)

IVIE IE30A SPECTRUM ANALYSER plus IE17A microprocessor analyser. System includes all manuals, accessories and B&K microphone. £2,950 + VAT. Phone 0480 52521. (F)

Studer A80 16 TR. Mk.1, 6,500 + Hrs: Modified. Very good condition, + Audio Development Console 20 in 16 out, 4 Stereo Comp. (Tubular Bells and many other hits).

£12,000 ono
for complete package or separate sale possible.

Phone: 060885-360/269

AUTOMATE YOUR STUDIO

using your computer and our RS232-V24 serial, addressable controller. Each unit has eight uncommitted c/o reed relay contacts and up to 256 units can be wired in parallel on a two wire line, giving a total of 2048 controllable lines. Mains version for disco lights also.

DEDICATED MICROPROCESSORS Ltd., Regeneration House, School Road, North Acton, London NW10 6TD
Tel: 01-965 2841

FOR SALE—TRADE

N.O.R.T.H.E.R.N. A.U.D.I.O.

The best possible prices and service in the North West

Part exchange welcome, or we can offer a very good brokerage service

MIXERS

Trident V.F.M. £1050.00
Soundcraft, Series 200/400. from £1050.00
Allen & Heath System 8 £1050.00

TAPE MACHINES

Tascam 32 2 track 7.5/15 imps. £691.00
Tascam 52 2 Track 7.5/15 imps. £1396.00
Tascam 38 ½" 8 Track 15 imps. £1596.00
Tascam 58 ½" 8 Track 15 imps. P.O.A.
Fostex A8 ½" 8 Track 15 imps. £1095.00
Fostex B16 ½" 16 Track 15 imps. £2900.00
Portastudios and cassette decks P.O.A.
C/D Disc players. from £399.00

MONITORS

J.B.L.
Tannoy (full range in stock)
Rogers (full range in stock)

MICS

Shure, Beyer, A.K.G. all in stock (best prices) (P.O.A.)

EFFECTS

M.X.R. drum machine. £1250.00
Great British Spring £194.00
M.X.R. Dual limiter £385.00
Klark-Teknik DN50 P.O.A.
A.K.G. BX25 P.O.A.

PACKAGE OFFER

Secondhand Fostex B16 with remote + Allen & Heath System 8 desk 16/8/16 monitor. £4785.00

All prices exclusive of V.A.T. and Delivery.
Telephone now for best quote.

Telephone 061-483 9563

or write to:

**Mr. A. J. Bayley, 4 Cheviot Road, Hazel Grove
STOCKPORT, Cheshire SK7 5BH**

'Allied' recording discs 7", 10", 12", 14". Master and reference quality. Also Capps, cutting stylii, Neumann, Ortofon, Westrex.

Sole UK agents

WALTER LUTHER LTD. 0883 48666

Phone for price list

TECHNICS SL1200 MkII TURNTABLES IN STOCK

£191.30 + VAT

Please contact us for more information and comprehensive price list

Trade enquiries welcomed

MICHAEL STEVENS & PARTNERS
The Homesdale Centre, 216-218 Homesdale Road,
Bromley, Kent BR1 2QZ. Tel: 01-464 4157

K.G. MUSIC

Northern Stockists and Distributors for
RSD/STUDIOMASTER Audio Consoles and Amplifiers.

16/16/2 mixing console £1,350
16/8/2 mixing console — new and used from £895
16/4/2 mixing console — new and used from £650
Mosfet 1000 stereo power amps — new and used from £390

All prices plus VAT

Large stocks of new and used Recording and Audio equipment — extensive range of connectors and accessories — Send large S.A.E. for lists.

18/42 Charlotte Street, Wakefield, W. Yorks WF1 1UH
Tel: (0924) 371766

WANTED

TANNOY MONITOR SPEAKERS (Gold, Silver, Red). Old Western Electric equipment (tubes, amps, mixers, consoles, tweeters, drivers, horns, speakers). Tel: 213/576-2642 David Yo P.O.B. 832 Monterey-pk, Ca.91754 USA (friends picking up in UK). (F)

FOR SALE—PRIVATE

STUDER A80 8 track Mk I 800 hours only, excellent condition £5,900. Studer 089 mixer 11/4 customised for Ringo £1,900. 0491 651483. (F)

REVOX B77 Excellent condition £460, Revox A77 7½/3¼ £240, pair AKG C414EB's as new £420, Pair AKG C53SEB's as new £150, AKG BxS reverb as new £220, Chilton 10/2 console every extra v.g.c. £520, pair Koss OM123 headphones £30. Phone 04574 62188 after 7.30pm. (F)

PAIR WHITE SERIES 4000 equalisers £1100. Pair crossover modules for whites, 300HZ £50. Ivie Audio Analysys equipment for hire, low noise preamp, ½" mike and B&K Accelerometer available. Installations done. 01-998 8127. (F)

REVOX PR99 with mic inputs fitted, in flight case. Very little use. £850. ono. 0732 451706. (F)

NEW

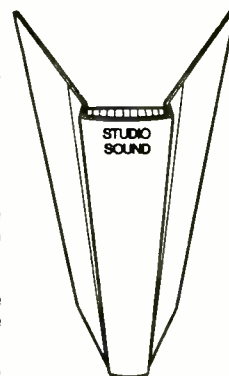
A4 size **STUDIO SOUND** binders are now available (each holds 12 copies).

Keep your copies of **STUDIO SOUND** in smart black binders with the title in gold block letters on the spine.

At only **£3.50** each

including inland and overseas postage and packing. Send your order with cheque or postal order to: Modern Bookbinders Ltd., Chadwick Street, Blackburn, Lancs BB2 4AG (state clearly your name and address and the relevant magazine title).

OVERSEAS READERS MUST SEND INTERNATIONAL MONEY ORDER



(Limited number of old size binders available).



LINK HOUSE GROUP

CLASSIFIEDS

35 BRITANNIA ROW LONDON N1 8QH
**BRITANNIA
 ROW** 01 226 3377

FOR HIRE



Hilton Sound Ltd

The best digital effects hire service
 around town!

Phone Andy on **01-708 0483**
10 Steedman Street, London SE17

**MUSIC
 LAB HIRE**

the latest and the best...

AMS DMX-15-80S Digital Delay
 AMS RMX-16 Digital Reverb
 Lexicon 224X Digital Reverb
 Lexicon 224 Digital Reverb
 Lexicon 200 Digital Reverb
 Linn Drum Computers

We also have a comprehensive
 range of Tape Machines, Mics,
 Mixers, Amps, Speakers, EQ etc.

Immediate delivery and collection service

01-387 9356
 76 Eversholt Street, London NW1 1BY

**SONY DIGITAL
 RENTALS**

- PCM1610 DIGITAL AUDIO PROCESSORS
 - 5850D/A U-MATIC RECORDERS
 - DAE1100 DIGITAL AUDIO EDITOR
 - PCMF1 DIGITAL AUDIO PROCESSORS
 - SLF1 BETAMAX RECORDERS
- *DIGITAL EDITING
 AND TRANSFER FACILITY*
- And, of course, Signal Processors,
 Microphones, Monitors and Amplifiers




HHB Hire & Sales, Unit F,
 New Crescent Works, Nicoll Road,
 London NW10 9AX.
 Telephone: 01-961 3295. Telex: 923393

ADVANCED SOUNDS HIRE

Top flight equipment/sensible
 rates. For example:

	Per day
THE EMULATOR...Real sounds sampling at its simplest; full sound library available	£65
LINN DRUM Mk 2...alternative voices available	£30
YAMAHA DX7	£20

AND MUCH MORE



ADVANCED SOUNDS LTD.
 TEL: 01-467 4603

35 BRITANNIA ROW LONDON N1 8QH
**BRITANNIA
 ROW** 01 226 3377

**More studios
 Are discovering a
 Rental service that's
 Quick with the
 Ultimate in
 Equipment and
 Expertise**

01-439 8421



RHODES CHROMA + EXPANDER
 32 oscillator computer synth with full synco-
 tape 16 track sequencer and large sound
 library. Available with very competent pro-
 grammer/performer.

01-263 3686

**HIRE
 MULTITRACK**

Q-LOCK
 Tape Recorders
 Digital
 U-matic
 Monitors

01-267 9395

PA-VS 01-540 2164

Video and audio equipment hire including Sony PCMF1
 digital processors, SLF1 video recorders, high and lo-
 band U-matic recorders, profeel video monitors and a
 range of cameras, AMS digital audio effects, digital
 drum machines plus 8-4 and 2-track analogue recorders,
 mixers and monitors.
*Repairs, modifications and maintenance services also
 available. Design and prototype work carried out.*

Marquee

**SONY PCM1610
 WITH 5630 U-MATIC**

**£200 PER DAY
 £120 AFTER 2 DAYS***

(PLUS VAT)

Electronics

01-439-8421

**FOR DETAILS
 OF HOW TO
 ADVERTISE
 IN THIS
 SUCCESSFUL
 SECTION
 CONTACT
 LINDA GUBBY
 01-686 2599 ext. 567**

CLASSIFIEDS

STUDIO DESIGNERS AND CONSULTANTS

SITUATIONS VACANT

KENNETH SHEARER AND ASSOCIATES
 Consultants in acoustics
 30 years' experience in the custom design of all kinds of recording and TV studios, remix, dubbing and viewing suites — new and conversions. Down to 25 Hz.
Tel: 0442 54821

STUDIO CONSTRUCTION
 Studio environments built to the highest standards. Our services include:
 Fully engineered floating floors, suspended ceilings, high density doors, sound lock lobbies, concrete and brickwork, double glazing, low frequency absorbers, attenuated ventilation systems, insulating sealants, acoustic screens, electrical and electronic installation, equipment sales and commissioning.
U.K. and international projects undertaken.
Planning, design and materials expert.
 Ring **RECESSION RECORDINGS**
 01-985 7573 — London, England

GENIUS WANTED
 To join our technical department at
UTOPIA STUDIOS.
 SSL, Studer, Neumann and Neve experience an asset, to work with our young and enthusiastic team of Utopians.
 Call Phil Wainman now on
01-586 3434

Acoustic Designers Do It!
We do it for you, so you can produce the goods. We also install and service equipment in an effort to keep you doing it!
Studio Innovations 740 6060 or 661 9380

PERSONAL

STUDIO MONITORING
We have solved monitoring problems with many studios such as CTS, Majestic, The Mill and Complete Video. If you are not happy with your present arrangement, perhaps we could solve yours with consultancy, design and/or package deal supply.
 S. J. Court & Associates Ltd
 Tel. 01-435 0532 Telex 268279

PCM-FI USERS! Starting an International newsletter of applications, modifications, theory, who's doing what, etc. If interested please send name, address, your ideas and 2 US Dollars to: **DIGITAL AUDIO**, c/o Mediatech, P.O. Box 335, Natick, Massachusetts, 01760, U.S.A. (F)

CLASSIFIED ADVERTISEMENTS ORDER FORM

Please use this coupon for all your sales and wants. Rates 45p per word. Minimum £11.25. Box Nos. £2.50 extra. To: **Studio Sound**, Classified Advertisements Dept., Link House, Dingwall Avenue, Croydon CR9 2TA. Please publish the advertisement below for.....insertion/s under the heading.....

Name

Address

.....

.....

Cheque/P.O. enclosed £.....made payable to Link House Publications (Croydon) Ltd.

Is a Box No. required Yes/No. If no, please include remittance to cover name and address and/or tel. no.

Please write in block capitals.

CLASSIFIEDS

AUDIO SERVICES

BEST PRICES • BEST AFTER SALES SERVICE
24 HR. DELIVERY
PART EXCHANGE WELCOME

(Phone in your name & address for free comprehensive price list by mail)

COMPLETE STUDIO PACKAGES (NEW)

Tascam 85-16B with Tascam M16 Mixer includes 16 Chans DBX noise reduction	£10,995
Tascam 85-16B with Bel 24:16:2 Mixer includes 16 Chans DBX noise reduction	£9,950
Tascam 85-16B with Allen & Heath 1616 includes 16 Chans DBX noise reduction	£7,995
Fostex B16 with Soundtracs 16:8:16	£4,375
Tascam 58 with latest Tascam model 50	£4,250
Tascam 58 with Allen & Heath 128 latest pro-spec. 8 track	£3,295
Tascam 38 with Allen & Heath 128	£2,395
Tascam 38 + Model 30	£2,100
Fostex A8 with Allen & Heath System 8 Model 164	£1,895

SECOND HAND PACKAGES

Soundcraft 24 track, remote/locate, with Soundcraft 24 16:24 inc. patch bay, 24 Chans. BEL N.R. and multicores	£18,500
Tascam 85-16B + AQ85B with Tascam Model 15B + patch bay, mint	£8,995
Tascam 85-16B + AQ85B with Allen & Heath System 8 Model 1616 with EX8 extender, making 24 x 8 x 16 incl. patch bay and winging loom. 5 months old, home use only	£8,500
Tascam 58 + RC51 remote with M50 + patch bay and Tascam 52 all ex-showroom	£4,995
Tascam 80-8 with DBX and Allen & Heath 8 128	£2,500
Teac 80-8, DX8, mint	£1,595
Tascam 34 with R.S.D. 16:4:2	£1,450
Fostex A8 with 350 Mixer and Meter Bridge	£1,295

TAPE MACHINES (Multitrack)

Otari MTR 90, Mk II, with remote, new	£24,980
Tascam 85 16B, new	£7,448
Tascam 85-16B, only 6 months old	£6,900
Fostex B16	£2,925
Tascam 58 (pro 1/2" 8T) S/H	£2,295
Brenell 8T, brand new heads	£1,995
Teac 80-8, Vario, DX8, mint	£1,695
Tascam 38, new & S/H from	£1,295
Fostex A8 Live Recording, new	£1,237
Fostex A8, new & S/H from	£895
Tascam 34, new & S/H from	£695
Teac 3440, brand new, re-issued	£695
Tascam 22-4, one only, new	£649
Teac 3440, S/H from	£550

TAPE MACHINES (Stereo)

Otari MTR 12, full range	prices from £4460
Tascam 52 (Pro 1/4" Stereo)	£1,395
Tascam 52, only 6 months old	£1,250
Revox PR99, new	£920
Revox PR99, ex. showroom	£850
Sony PCM F1	£795
Tascam 32, new	£690
Revox B77, Mk II, new	£607
Revox B77 Mk II as new	£495

MIXERS

Allen & Heath Syncon B, prod. desk and patch bay	£8900
Allen & Heath Syncon A, with prod. desk and T T patch bay	£7900
Allen & Heath Syncon A	£6500
Tascam Model 16, new, ex-showroom	£3495
BEL 24:16:2 (Mon 24), new	£3600
Rainbird Concord 20/16, 2 years old good condition	£2895
Starsound Dynamix D3000 series, from	£2100
Trident Fleximix 16.8.2 in flight case, immac.	£1995
Tascam M15B with patch bay	£1995
Tascam Model 50	£1729
Soundtracs 16:8:16	POA
Tascam M50, ex-demo	£1495
R.S.D. 16:16:2 (new product)	£1395
Soundtracs 16:4:2S, flight case	£1295
R.S.D. Studio Master 16:8:2, brand new	£1100
Allen & Heath System 8 (all formats) from	£1037
R.S.D. 16:4:2, ex. demo	£895
Alce 828S, ex-showroom	£695
Tascam M5	£595
Tascam M30, S/H	£495
New Promark MK3	£414
R.S.D. 621, new	£275
Tascam Model 2a with MB20, 'mint'	£250
Starsound Dynamix 6.2	£149
Soundcraft series 200, 400, 800	POA
Allen & Heath 21 series (all formats)	POA

NOISE REDUCTION

Dolby 360	£425
Dolby 361	£550
BEL 16 Chans, new	£850
Teac DX8	£395
Teac DX2B (NR for 32-2B)	£150
Tascam DX4D, 4-Chan, new	£200

PORTASTUDIOS & CASSETTE MACHINES

Teac C1 MKII pro. + RXB DBX	£595
Tascam 122 (high speed) ex-demo	£295
Fostex X15	£260
Marantz cassette decks	from £78
Alpine cassette decks	from £99
Tascam 244 Portastudio 'mint'	£495
Fostex 250, as new	£495
Tascam 133 (Audio Visual) 'mint'	£350
Tascam 234, 4 channel, rack/cassette	£495
Tascam 234, ex-demo	£395
Tascam 144 Portastudio S/H	£350

MONITORS

JBL Full range in stock	POA
Tannoy Full range in stock new	POA
Auraton	POA
Visonic 'Davids', full range	POA

REVERBERATION

Eventide SP 2016	£6995
AMS RMX 16, from stock	POA
AKG BX20E, new condition	£1595
MXR Digital Reverb, Model #1	£1595
Dynacord DRS 78, Digital Reverb, brand new	£595
Yamaha R1000 Digital Reverb.	£430
Klark-Teknik DN50, new	£395
Fostex 3180 Reverb	£294
Loads of 'GREAT BRITISH SPRINGS'	£199
Accessit Reverb Stereo	£115

POWER AMPS

Amcron, H.H. Yamaha Full range from stock	POA
Turner B302, new	£297
Turner B502, new	£467
Fostex 600	£495

BEST PRICES

Quad 303 & 405 in stock	£695
Revox A740, mint, only	£345
Fostex 300	£499
Studiomaster Mosfet 1000, new	£499

EQUALISATION

4 Rebs para's in rack	£270
Audio & Design EQ90RS, new	£390
Klark-Teknik DN15 pre-amp graphic	£495
MXR, 2 x 15 band, new	£350
Ibanez 31 band, new product	£224
Ibanez 2 x 15 band, new product	£240

COMPRESSORS, LIMITERS, EXPANDERS & GATES

Aphex Systems 'Compellor'	£895
MXR Dual Limiter	£389
Drawmer Dual-Gate, Freq-cons.	£275
Audio & Design Complex limiter, s/h	£995
Audio & Design Express limiter, ex-demo	£395
Drawmer Stereo Comp/Lim	£325
Drawmer Stereo Comp/Lim/Exp/Gate	£450
Fostex Stereo Comp/Lim/Exp/Gate	£228

SCAMP

Rack & P.S.U. (mint)	£195
SO1 Compressors	£150
S24 Timeshape	£199
S100 Dual Gate	£180
S70 Octave EQ	£99

TIME PROCESSORS AND EFFECTS

AMS DMX 15-80S, immed. delivery	POA
Aphex Aural Exciter Type B	£395
Korg SDO 3000, new	£699
Drawmer Multitracker, new	£495
Klark-Teknik DN34, as new	£395
Ibanez DDL Model 500	£210
Ibanez DDL Model 1000	£245
Ibanez DDL Model 2000	£345
Bel BD80 with LES	£600
Ibanez HD1000 Harmonizer	£286
Roland SDE 2000, new, ex-demo, one only	£350
Roland SDE 3000, new product	£595
MXR 175 Digital 1000MS, new	£349
Boss DE-200 with 'Rhythm-Sync'	£245

HI-FI

C.D. (Compact Disc) players from stock!	
Marantz C D 73 free delivery	£303
Marantz RC430, Remote Control, free delivery	£87
Quad, Teac, Trio, Revox, Marantz, Dual, Tannoy	POA

MUSICAL INSTRUMENTS

Yamaha keyboards	POA
Roland Keyboards, full range	POA
Korg Keyboards, full range	POA
MXR Drum Computer, new	£1345
Roland TR606 Drum Machine	£150
Roland JPB, as new	£1995
Roland TB 303, bassline	£165
Emu drumulator, new	£280
Rickenbacker 320, wht. F/C	£345
Roland TR 909	£869
Hammond DPM48	£595
Gretsch Studio Kit	Offers

MICROPHONES

Phone for free brochures & discount price list, Neumann, AKG, Sennheiser, Shure, C-Ducer, PZM/Crown, EDC radio mikes	
Boom Mic Stands (Beyer type) each from	£18
Session D1 Boxes from	£21
Beyer DT100 Headphones, new, from	£27

EX-SHOWROOM MIC SALE!

All new, demo, use only	
Shure SM81	£150
Amcron 30GP (black)	£195
AKG D224	£125
AKG D202	£90
U87	£395

INDEX TO ADVERTISERS


APRS	23, 26
Advanced Music Systems	22
AKG	59
Alpha Audio	24
Amek Ltd	57, IBC
Ampex (UK)	71
Aphex Systems Ltd	77
Applied Microsystems Ltd	12
Atlantex Music	35
Audio & Design (Recording) Ltd	10, 81
Audio Kinetics	65
Audio Services	26, 98
Bose UK Ltd	55
Britannia Row	50
Cable Technology	83
Computer Music Systems	22
Connectronics	45, 67, 81
Creative Engineering	26
Don Larkin Audio	27
DBX	85
Eardley Electronics	37, 87
EMT	13
Enertec	16
Feldon Audio	75
Future Film Developments Ltd	10, 91
FWO Bauch Ltd	13, 15, 17, 47, OBC
Hardware House	18
Harrison	47
Harrison Information Tech.	25
HHB Hire & Sales	4, 33
HH Electronics	29
Hill Audio Ltd	74, 76
Hilton Sound	45
IBC	92
ITA	7, 9, 11
ITC	15
Industrial Acoustics	18
Kelsey Acoustics Ltd	12
Kemble/Yamaha	19
Klark Teknik Research Ltd	61
Leeholme Audio Services	87
Lexicon	43
Magnetic Tapes	6
Michael Stevens & Partners	67
Millbank Electronics Group	91
Mosses & Mitchell	67
Multitrack Hire Ltd	89
Music Labs Hire Ltd	28
Neumann	17
Optical & Textile Ltd	87
Otari	79
Rebis Audio	14
Scenic Sounds	31, 43, 85
Shuttlesound	50, 89
Sony Broadcast Ltd	38, 39
Soundcraft Electronics Ltd	1FC
Soundout Laboratories	82
Sowter Ltd., E. A.	10
SSE	24
Studer	OBC
Studio Spares	21
Surrey Electronics	70, 88
Syco Systems Ltd	53
TAC	57
Tape Talk	87
Technical Projects	61
Theatre Projects	20
360 Systems	35
TOA Electric Co Ltd	6
Trad Sales & Services	90
Trident Audio Developments Ltd	8
Turner	66
Turnkey	18, 19
Vitavox	45

Please allow for VAT and DELIVERY to all prices
 Order by telephone - Quote your Credit Card Number for instant despatch.

AUDIO SERVICES

Phone (06632) 4244 (Mon-Fri 9.30-5.00pm, Sat 10.00-2.00pm)
 Address: Studio House, High Lane Village, Near Stockport, SK6 8AA

Studio Sound is available without charge to qualified readers: these are directors, managers, executives and key personnel actively engaged in sound recording in any part of the world. The Publisher reserves the right to refuse applications considered inappropriate and restrict the number of free copies sent to any one company or organisation. Non-qualifying readers can buy Studio Sound at an annual subscription of £14.00. All enquiries to: Subscription Department, Link House Publications PLC, Link House, Dingwall Avenue, Croydon CR9 2TA, Great Britain. Phone 01-686 2599. Published by Link House Magazines (Croydon) Limited on behalf of the proprietors, Link House Publications PLC, Robert Rogers House, New Orchard, Poole, Dorset BH15 1LU and printed by Lawrence-Allen Ltd., Gloucester Street, Weston-super-Mare, Avon BS23 1TB.




ANGELA-Pure Inspiration

Pure inspiration, not only for engineers and producers but also for aspiring console designers worldwide. Beware imitations – AMEK ANGELA not only has the finest audio performance and highest standard of craftsmanship, but will also soon become the most widely-copied of mid-price 24 buss consoles.

Features include:

- standard 28/24 to custom 62/48, all with audio subgrouping
- optional VCA automation retrofit with additional 8 DC groups
- fully modular construction with in-line monitoring
- semi-parametric 4-band eq on all i/o modules
- individual hand-loomed TT



- jackfields (low-cost pcb jacks not used)
- rigid, folded steel high-precision chassis
- high-resolution LED meters
- 6 auxiliary sends and 6 returns
- ultra-high performance, transformerless electronics

in the USA:

AMEK CONSOLES Inc,
11540 Ventura Blvd, Studio City,
Ca 91604 tel: (213) 508 9788
telex: 662526 AMEK USA

Main office and factory:
AMEK SYSTEMS & CONTROLS Ltd,
Islington Mill, James Street,
Salford M3 5HW, ENGLAND
tel: 061/834 6747
telex: 668127 AMEK G

AMEK *ANGELA*



SPOILT FOR CHOICE.

When you come to choose your new multitrack, deciding on a Studer will probably be easy. What will be a little more difficult will be *which* Studer to take - the new A80/VU Mk III or the new A800.

Both machines are superb examples of Studer precision. Both come with the new

narrow head block that cuts the travel distance between the erase and record heads to 88 millisees at 30 ips (now available as a conversion for existing A80/VU models). And both are available in several tape width/channel number configurations.

Whatever your criteria, choosing between the

A80/VU Mk III and the A800 won't be easy. But then Studer never have been in the habit of taking the easy way out when it comes to performance.

STUDER
INTERNATIONAL AG
CH-8105 Regensdorf Telephone (01) 840 29 60

F.W.O. Bauch Limited

49 Theobald Street, Boreham Wood, Hertfordshire WD6 4RZ
Telephone 01-953 0091, Telex 27502

STUDER REVOX AMERICA INC Nashville Telephone (615) 254-5651 STUDER REVOX S A R L Paris Telephone 533 5858 STUDER REVOX CANADA LTD Toronto Telephone (416) 423-2831