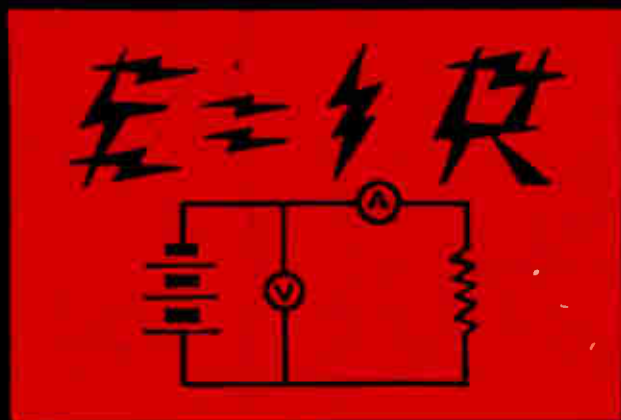


ALLIED'S RADIO DATA HANDBOOK



ALLIED RADIO CORPORATION
CHICAGO

BILL BETLES - 1978

ALLIED'S RADIO DATA HANDBOOK

A Compilation of Formulas and Data Most Commonly Used in the Field of Radio and Electronics

*Written and Compiled by the
Publications Division*

ALLIED RADIO CORPORATION

Under the Direction of
EUGENE CARRINGTON



Edited by

NELSON M. COOKE,

Lieutenant Commander, United States Navy,

Naval Research Laboratory, Anacostia Station, Washington, D. C.
Member, Institute of Radio Engineers. Author, "Mathematics for
Electricians and Radiomen".

12th Printing, May, 1947

Published by

Allied Radio Corporation, Chicago, Illinois, U. S. A.

Printed in U. S. A. Copyright 1943 by Allied Radio Corp.

TABLE OF CONTENTS

| | |
|--|--------------|
| Fundamental Mathematical Data | 4-5 |
| Mathematical Constants | 4 |
| Mathematical Symbols | 4 |
| Decimal Parts of an Inch | 4 |
| Fundamental Algebraic Formulas | 5 |
| Most Used Radio and Electronic Formulas | 5-20 |
| Decibels | 5 |
| Resistance | 6 |
| Capacitance | 6 |
| Inductance | 6-7 |
| Reactance | 7 |
| Resonance | 7 |
| Frequency and Wavelength | 7 |
| "Q" Factor | 8 |
| Impedance | 8-10 |
| Conductance | 11 |
| Susceptance | 11 |
| Admittance | 11 |
| Transient <i>I</i> and <i>E</i> in <i>LCR</i> Circuits | 12-13 |
| Steady State Current Flow | 13 |
| Transmission Line Formulas | 14 |
| Capacity of a Vertical Antenna | 14 |
| Vacuum Tube Formulas and Symbols | 15 |
| R.M.S., Peak and Average Volts and Current | 15 |
| D-C Meter Formulas | 16-17 |
| Ohms Law for A-C and D-C Circuits | 18-19 |
| Trigonometric Functions and Formulas | 20 |
| Engineering and Servicing Data | 21-39 |
| Metric Relationships and Conversion Chart | 21 |
| R-F Coil Winding Formulas | 22 |
| Wire Tables | 22-23 |
| R-F Coil Winding Data Chart | 24-25 |
| Inductance, Capacitance and Reactance Charts | 25-28 |
| Radio Color Codes | 29-32 |
| Resistors | 29 |
| Mica Capacitors | 29 |
| Power Transformers | 30 |
| Battery Cables | 30 |
| Speaker Leads and Plug Connections | 31-32 |
| I-F Transformers | 32 |
| Audio and Output Transformers | 32 |
| Pilot Lamp Data | 33 |
| Plug-In Ballast Resistors | 34 |
| Interchangeable Tubes | 35-37 |
| Abbreviations and Letter Symbols | 38 |
| Schematic Diagram Symbols | 39 |
| Log and Trig Tables | 40-47 |
| Four-Place Common Log Tables | 40-41 |
| Four-Place Trigonometric Functions | 42-47 |
| Cross Reference Index | 48 |

FOREWORD

Allied Radio Corporation has long recognized the need for a comprehensive and condensed handbook of formulas and data most commonly used in the field of radio and electronics. It was felt also that such a book should serve entirely as a convenient source of information and reference and that all attempts to teach or explain the basic principles involved should be left to classroom instruction and to the many already existing publications written for this distinct purpose.

The *Radio Data Handbook*, therefore, consists entirely of formulas, tables, charts and data. Every effort has been made to present this information clearly and to arrange it in a convenient manner for instant reference. All material was carefully selected and prepared by *Allied's* technical staff to serve the requirements of many specific groups in the radio and electronics field. It is hoped that our objectives have been successfully attained and that this *Handbook* will serve as: (1) A valuable adjunct to classroom study and laboratory work for the student and instructor; (2) A dependable source of information for the beginner, experimenter and set builder; (3) A reliable guide for the service engineer and maintenance man in his everyday work; (4) A time-saving and practical reference for the radio amateur, technician and engineer, both in the laboratory and in the field of operations.

The publishers are indebted to the McGraw-Hill Book Company, Inc., for their permission to use material selected from "*Mathematics for Electricians and Radiomen*" by Nelson M. Cooke. *Allied* also takes this opportunity to thank those manufacturers who so generously permitted our use of current data prepared by their engineering personnel. Special recognition and our sincere appreciation are extended to Commander Cooke for his helpful suggestions and generous contribution of his time and specialized knowledge in editing the material contained in this book.

☆ Any opinions or assertions contained herein are those of the publisher and are not to be construed as official or reflecting the views of the Navy Department or the naval service at large.

ALLIED RADIO CORPORATION

Mathematical Symbols

- × or · Multiplied by
- + or : Divided by
- + Positive. Plus. Add
- Negative. Minus. Subtract
- + - Positive or negative. Plus or minus
- + - Negative or positive. Minus or plus
- = or :: Equals
- ≡ Identity
- ≈ Is approximately equal to
- ≠ Does not equal
- > Is greater than
- ≫ Is much greater than
- < Is less than
- ≪ Is much less than
- ≥ Greater than or equal to
- ≤ Less than or equal to
- ∴ Therefore
- ∠ Angle
- Δ Increment or Decrement
- ⊥ Perpendicular to
- ∥ Parallel to
- |n| Absolute value of n

Mathematical Constants

- $\pi = 3.14$ $\sqrt{\pi} = 1.77$
- $2\pi = 6.28$ $\sqrt{\frac{\pi}{2}} = 1.25$
- $(2\pi)^2 = 39.5$ $\sqrt{2} = 1.41$
- $4\pi = 12.6$ $\sqrt{3} = 1.73$
- $\pi^2 = 9.87$ $\frac{1}{\sqrt{2}} = 0.707$
- $\frac{\pi}{2} = 1.57$ $\frac{1}{\sqrt{3}} = 0.577$
- $\frac{1}{\pi} = 0.318$ $\log \pi = 0.497$
- $\frac{1}{2\pi} = 0.159$ $\log \frac{\pi}{2} = 0.196$
- $\frac{1}{\pi^2} = 0.101$ $\log \pi^2 = 0.994$
- $\frac{1}{\sqrt{\pi}} = 0.564$ $\log \sqrt{\pi} = 0.248$

Decimal Inches

- Inches × 2.540 = Centimeters
- Inches × 1.578 × 10⁻⁵ = Miles
- Inches × 10³ = Mills

| Inches | | Decimal Equivalent | Millimeter Equivalent |
|--------|-------|--------------------|-----------------------|
| 1/64 | | .0156 | 0.397 |
| | 1/32 | .0313 | 0.794 |
| 3/64 | | .0469 | 1.191 |
| | 1/16 | .0625 | 1.588 |
| 5/64 | | .0781 | 1.985 |
| | 3/32 | .0938 | 2.381 |
| 7/64 | | .1094 | 2.778 |
| | 1/8 | .1250 | 3.175 |
| 9/64 | | .1406 | 3.572 |
| | 5/32 | .1563 | 3.969 |
| 11/64 | | .1719 | 4.366 |
| | 3/16 | .1875 | 4.762 |
| 13/64 | | .2031 | 5.159 |
| | 7/32 | .2188 | 5.556 |
| 15/64 | | .2344 | 5.953 |
| | 1/4 | .2500 | 6.350 |
| 17/64 | | .2656 | 6.747 |
| | 9/32 | .2813 | 7.144 |
| 19/64 | | .2969 | 7.541 |
| | 5/16 | .3125 | 7.937 |
| 21/64 | | .3281 | 8.334 |
| | 11/32 | .3438 | 8.731 |
| 23/64 | | .3594 | 9.128 |
| | 3/8 | .3750 | 9.525 |
| 25/64 | | .3906 | 9.922 |
| | 13/32 | .4063 | 10.319 |
| 27/64 | | .4219 | 10.716 |
| | 7/16 | .4375 | 11.112 |
| 29/64 | | .4531 | 11.509 |
| | 15/32 | .4688 | 11.906 |
| 31/64 | | .4844 | 12.303 |
| | 1/2 | .5000 | 12.700 |
| 33/64 | | .5156 | 13.097 |
| | 17/32 | .5313 | 13.494 |
| 35/64 | | .5469 | 13.891 |
| | 9/16 | .5625 | 14.287 |
| 37/64 | | .5781 | 14.684 |
| | 19/32 | .5938 | 15.081 |
| 39/64 | | .6094 | 15.478 |
| | 5/8 | .6250 | 15.875 |
| 41/64 | | .6406 | 16.272 |
| | 21/32 | .6563 | 16.669 |
| 43/64 | | .6719 | 17.067 |
| | 11/16 | .6875 | 17.463 |
| 45/64 | | .7031 | 17.860 |
| | 23/32 | .7188 | 18.258 |
| 47/64 | | .7344 | 18.655 |
| | 3/4 | .7500 | 19.049 |
| 49/64 | | .7656 | 19.446 |
| | 25/32 | .7813 | 19.842 |
| 51/64 | | .7969 | 20.239 |
| | 13/16 | .8125 | 20.636 |
| 53/64 | | .8281 | 21.033 |
| | 27/32 | .8438 | 21.430 |
| 55/64 | | .8594 | 21.827 |
| | 7/8 | .8750 | 22.224 |
| 57/64 | | .8906 | 22.621 |
| | 29/32 | .9063 | 23.018 |
| 59/64 | | .9219 | 23.415 |
| | 15/16 | .9375 | 23.812 |
| 61/64 | | .9531 | 24.209 |
| | 31/32 | .9688 | 24.606 |
| 63/64 | | .9844 | 25.004 |
| | 1.0 | 1.0000 | 25.400 |

Algebra

Exponents and Radicals

$$a^x \times a^y = a^{(x+y)}, \quad \frac{a^x}{a^y} = a^{(x-y)}$$

$$(ab)^x = a^x b^x, \quad \left(\frac{a}{b}\right)^x = \frac{a^x}{b^x}$$

$$\sqrt[x]{\frac{a}{b}} = \frac{\sqrt[x]{a}}{\sqrt[x]{b}}, \quad a^{-x} = \frac{1}{a^x}$$

$$(a^x)^y = a^{xy}, \quad \sqrt[x]{\sqrt[y]{a}} = \sqrt[xy]{a}$$

$$\sqrt[xy]{ab} = \sqrt[x]{a} \sqrt[y]{b}, \quad a^{\frac{x}{y}} = \sqrt[y]{a^x}$$

$$a^{\frac{1}{x}} = \sqrt[x]{a}, \quad a^0 = 1$$

Solution of a Quadratic

Quadratic equations in the form

$$ax^2 + bx + c = 0$$

may be solved by the following:

$$x = \frac{-b \pm \sqrt{b^2 - 4ac}}{2a}$$

Transposition of Terms

$$\text{If } A = \frac{B}{C}, \text{ then } B = AC, \quad C = \frac{B}{A}$$

$$\text{If } \frac{A}{B} = \frac{C}{D}, \text{ then } A = \frac{BC}{D}$$

$$B = \frac{AD}{C}, \quad C = \frac{AD}{B}, \quad D = \frac{BC}{A}$$

$$\text{If } A = \frac{1}{D\sqrt{BC}}, \text{ then } A^2 = \frac{1}{D^2 BC}$$

$$B = \frac{1}{D^2 A^2 C}, \quad C = \frac{1}{D^2 A^2 B}, \quad D = \frac{1}{A\sqrt{BC}}$$

$$\text{If } A = \sqrt{B^2 + C^2}, \text{ then } A^2 = B^2 + C^2,$$

$$B = \sqrt{A^2 - C^2}, \quad C = \sqrt{A^2 - B^2}$$

Decibels

The number of db by which two power outputs P_1 and P_2 (in watts) may differ, is expressed by

$$10 \log \frac{P_1}{P_2};$$

or in terms of volts,

$$20 \log \frac{E_1}{E_2};$$

or in current,

$$20 \log \frac{I_1}{I_2}$$

While power ratios are independent of source and load impedance values, voltage and current ratios in these formulas hold true only when the source and load impedances R_1 and R_2 are equal. In circuits where these impedances differ, voltage and current ratios are expressed by,

$$db = 20 \log \frac{E_1 \sqrt{R_2}}{E_2 \sqrt{R_1}} \quad \text{or,} \quad 20 \log \frac{I_1 \sqrt{R_1}}{I_2 \sqrt{R_2}}$$

DB Expressed in Watts & Volts

| DB | Above Zero Level | | Below Zero Level | |
|----|------------------|---------|------------------------|----------|
| | Watts | Volts | Watts | Volts |
| 0 | 0.00600 | 1.73 | 6.00x10 ⁻³ | 1.73 |
| 1 | 0.00755 | 1.94 | 4.77x10 ⁻³ | 1.54 |
| 2 | 0.00951 | 2.18 | 3.78x10 ⁻³ | 1.38 |
| 3 | 0.0120 | 2.45 | 3.01x10 ⁻³ | 1.23 |
| 4 | 0.0151 | 2.74 | 2.39x10 ⁻³ | 1.09 |
| 5 | 0.0190 | 3.08 | 1.90x10 ⁻³ | 0.974 |
| 6 | 0.0239 | 3.46 | 1.51x10 ⁻³ | 0.868 |
| 7 | 0.0301 | 3.88 | 1.20x10 ⁻³ | 0.774 |
| 8 | 0.0378 | 4.35 | 9.51x10 ⁻⁴ | 0.690 |
| 9 | 0.0477 | 4.88 | 7.55x10 ⁻⁴ | 0.614 |
| 10 | 0.0600 | 5.48 | 6.00x10 ⁻⁴ | 0.548 |
| 11 | 0.0755 | 6.14 | 4.77x10 ⁻⁴ | 0.488 |
| 12 | 0.0951 | 6.90 | 3.78x10 ⁻⁴ | 0.435 |
| 13 | 0.120 | 7.74 | 3.01x10 ⁻⁴ | 0.388 |
| 14 | 0.151 | 8.68 | 2.39x10 ⁻⁴ | 0.346 |
| 15 | 0.190 | 9.74 | 1.90x10 ⁻⁴ | 0.308 |
| 16 | 0.239 | 10.93 | 1.51x10 ⁻⁴ | 0.275 |
| 17 | 0.301 | 12.26 | 1.20x10 ⁻⁴ | 0.245 |
| 18 | 0.378 | 13.76 | 9.51x10 ⁻⁵ | 0.218 |
| 19 | 0.477 | 15.44 | 7.55x10 ⁻⁵ | 0.194 |
| 20 | 0.600 | 17.32 | 6.00x10 ⁻⁵ | 0.173 |
| 25 | 1.90 | 30.8 | 1.90x10 ⁻⁵ | 0.0974 |
| 30 | 6.00 | 54.8 | 6.00x10 ⁻⁶ | 0.0548 |
| 35 | 19.0 | 97.4 | 1.90x10 ⁻⁶ | 0.0308 |
| 40 | 60.0 | 173. | 6.00x10 ⁻⁷ | 0.0173 |
| 45 | 190. | 308. | 1.90x10 ⁻⁷ | 0.00974 |
| 50 | 600. | 548. | 6.00x10 ⁻⁸ | 0.00548 |
| 60 | 6,000. | 1,730. | 6.00x10 ⁻⁹ | 0.00173 |
| 70 | 60,000. | 5,480. | 6.00x10 ⁻¹⁰ | 0.000548 |
| 80 | 600,000. | 17,300. | 6.00x10 ⁻¹¹ | 0.000173 |

*Zero db = 6 milliwatts into a 500 ohm load. Power ratios hold for any impedance, but voltages must be referred to an impedance load of 500 ohms.

Most Used Formulas

Resistance Formulas

In series $R_t = R_1 + R_2 + R_3 \dots \text{etc.}$

In parallel $R_t = \frac{1}{\frac{1}{R_1} + \frac{1}{R_2} + \frac{1}{R_3} \dots \text{etc.}}$

Two resistors in parallel $R_t = \frac{R_1 R_2}{R_1 + R_2}$

Capacitance

In parallel $C_t = C_1 + C_2 + C_3 \dots \text{etc.}$

In series $C_t = \frac{1}{\frac{1}{C_1} + \frac{1}{C_2} + \frac{1}{C_3} \dots \text{etc.}}$

Two capacitors in series $C_t = \frac{C_1 C_2}{C_1 + C_2}$

The Quantity of Electricity Stored Within a Capacitor is Given by

$$Q = CE$$

where Q = the quantity stored, in coulombs,

E = the potential impressed across the condenser, in volts,

C = capacitance in farads.

The Capacitance of a Parallel Plate Capacitor is Given by

$$C = 0.0885 \frac{KS(N-1)}{d}$$

where C = capacitance in mmfd.,

K = dielectric constant,

* S = area of one plate in square centimeters,

N = number of plates,

* d = thickness of the dielectric in centimeters (same as the distance between plates).

* When S and d are given in inches, change constant 0.0885 to 0.224. Answer will still be in micromicrofarads.

DIELECTRIC CONSTANTS

| Kind of Dielectric | Approximate* K Value |
|------------------------------------|----------------------|
| Air (at atmospheric pressure)..... | 1.0 |
| Bakelite..... | 5.0 |
| Beeswax..... | 3.0 |
| Cambric (varnished)..... | 4.0 |
| Fibre (Red)..... | 5.0 |
| Glass (window or flint)..... | 8.0 |
| Gutta Percha..... | 4.0 |
| Mica..... | 6.0 |
| Paraffin (solid)..... | 2.5 |
| Paraffin Coated Paper..... | 3.5 |
| Porcelain..... | 6.0 |
| Pyrex..... | 4.5 |
| Quartz..... | 5.0 |
| Rubber..... | 3.0 |
| Slate..... | 7.0 |
| Wood (very dry)..... | 5.0 |

* These values are approximate, since true values depend upon quality or grade of material used, as well as moisture content, temperature and frequency characteristics of each.

Self-Inductance

In series $L_t = L_1 + L_2 + L_3 \dots \text{etc.}$

In parallel $L_t = \frac{1}{\frac{1}{L_1} + \frac{1}{L_2} + \frac{1}{L_3} \dots \text{etc.}}$

Two inductors in parallel $L_t = \frac{L_1 L_2}{L_1 + L_2}$

Coupled Inductance

In series with fields *aiding*

$$L_t = L_1 + L_2 + 2M$$

In series with fields *opposing*

$$L_t = L_1 + L_2 - 2M$$

In parallel with fields *aiding*

$$L_t = \frac{1}{\frac{1}{L_1 + M} + \frac{1}{L_2 + M}}$$

In parallel with fields *opposing*

$$L_t = \frac{1}{\frac{1}{L_1 - M} + \frac{1}{L_2 - M}}$$

where L_t = the total inductance,
 M = the mutual inductance,
 L_1 and L_2 = the self inductance of the individual coils.

Mutual Inductance

The mutual inductance of two r-f coils with fields interacting, is given by

$$M = \frac{L_A - L_O}{4}$$

where M = mutual inductance, expressed in same units as L_A and L_O ,
 L_A = Total inductance of coils L_1 and L_2 with fields *aiding*,
 L_O = Total inductance of coils L_1 and L_2 with fields *opposing*.

Coupling Coefficient

When two r-f coils are inductively coupled so as to give transformer action, the coupling coefficient is expressed by

$$K = \frac{M}{\sqrt{L_1 L_2}}$$

where K = the coupling coefficient; —
 $(K \times 10^2 =$ coupling coefficient in %),

M = the mutual inductance value,
 L_1 and L_2 = the self-inductance of the two coils respectively, both being expressed in the same units.

Resonance

The resonant frequency, or frequency at which inductive reactance X_L equals capacitive reactance X_C , is expressed by

$$f_r = \frac{1}{2\pi \sqrt{LC}}$$

also $L = \frac{1}{4\pi^2 f_r^2 C}$

and $C = \frac{1}{4\pi^2 f_r^2 L}$

where f_r = resonant frequency in cycles per second,
 L = inductance in henrys,
 C = capacitance in farads,
 $2\pi = 6.28$
 $4\pi^2 = 39.5$

Reactance

of an inductance is expressed by

$$X_L = 2\pi fL$$

of a capacitance is expressed by

$$X_C = \frac{1}{2\pi fC}$$

where X_L = inductive reactance in ohms, (known as positive reactance),
 X_C = capacitive reactance in ohms, (known as negative reactance),
 f = frequency in cycles per second,
 L = inductance in henrys,
 C = capacitance in farads,
 $2\pi = 6.28$

Frequency from Wavelength

$$f = \frac{3 \times 10^5}{\lambda} \text{ (kilocycles)}$$

where λ = wavelength in *meters*.

$$f = \frac{3 \times 10^4}{\lambda} \text{ (megacycles)}$$

where λ = wavelength in *centimeters*.

Wavelength from Frequency

$$\lambda = \frac{3 \times 10^5}{f} \text{ (meters)}$$

where f = frequency in *kilocycles*.

$$\lambda = \frac{3 \times 10^4}{f} \text{ (centimeters)}$$

where f = frequency in *megacycles*.

Q or Figure of Merit

of a simple reactor

$$Q = \frac{X_L}{R_L}$$

of a single capacitor

$$Q = \frac{X_C}{R_C}$$

where Q = a ratio expressing the figure of merit,

X_L = inductive reactance in ohms,

X_C = capacitive reactance in ohms,

R_L = resistance in ohms acting in series with inductance,

R_C = resistance in ohms acting in series with capacitance,

Impedance

In any a-c circuit where resistance and reactance values of the R , L and C components are given, the absolute or numerical magnitude of impedance and phase angle can be computed from the formulas which follow.

In general the basic formulas expressing total impedance are:

for series circuits,

$$Z_t = \sqrt{R_t^2 + X_t^2}$$

for parallel circuits,

$$Z_t = \frac{1}{\sqrt{G_t^2 + B_t^2}}$$

See page 11 for formulas involving impedance, conductance, susceptance and admittance.

In series circuits where phase angle and any two of the Z , R and X components are known, the unknown component may be determined from the expressions:

$$Z = \frac{R}{\cos \theta} \qquad Z = \frac{X}{\sin \theta}$$

$$R = Z \cos \theta \qquad X = Z \sin \theta$$

where Z = magnitude of impedance in ohms,

R = resistance in ohms,

X = reactance (inductive or capacitive) in ohms.

Nomenclature

Z = absolute or numerical value of impedance magnitude in ohms

R = resistance in ohms,

X_L = inductive reactance in ohms,

X_C = capacitive reactance in ohms,

L = inductance in henrys,

C = capacitance in farads,

R_L = resistance in ohms acting in series with inductance,

R_C = resistance in ohms acting in series with capacitance,

θ = phase angle in degrees by which current leads voltage in a capacitive circuit, or lags voltage in an inductive circuit. In a resonant circuit, where X_L equals X_C , θ equals 0° .

Degrees $\times 0.0175$ = radians.
1 radian = 57.3° .

Numerical Magnitude of Impedance . . .

of resistance alone

$$Z = R$$

$$\theta = 0^\circ$$



of resistance in series

$$Z = R_1 + R_2 + R_3 \dots \text{etc.}$$

$$\theta = 0^\circ$$



of inductance alone

$$Z = X_L$$

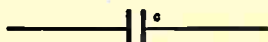
$$\theta = +90^\circ$$



of inductance in series

$$Z = X_{L1} + X_{L2} + X_{L3} \dots \text{etc.}$$

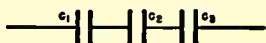
$$\theta = +90^\circ$$



of capacitance alone

$$Z = X_C$$


$$\theta = -90^\circ$$



of capacitance in series

$$Z = X_{C1} + X_{C2} + X_{C3} \dots \text{etc.}$$


$$\theta = -90^\circ$$



or where only 2 capacitances C_1 and C_2 are involved,

$$Z = \frac{1}{2\pi f} \left(\frac{C_1 + C_2}{C_1 C_2} \right)$$


$$\theta = -90^\circ$$



of resistance and inductance in series

$$Z = \sqrt{R^2 + X_L^2}$$

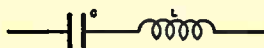
$$\theta = \text{arc tan } \frac{X_L}{R}$$



of resistance and capacitance in series

$$Z = \sqrt{R^2 + X_C^2}$$

$$\theta = \text{arc tan } \frac{X_C}{R}$$



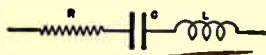
of inductance and capacitance in series

$$Z = X_L - X_C$$

$$\theta = -90^\circ \text{ when } X_L < X_C$$

$$= 0^\circ \text{ when } X_L = X_C$$


$$= +90^\circ \text{ when } X_L > X_C$$



of resistance, inductance and capacitance in series

$$Z = \sqrt{R^2 + (X_L - X_C)^2}$$


$$\theta = \text{arc tan } \frac{X_L - X_C}{R}$$



of resistance in parallel

$$Z = \frac{1}{\frac{1}{R_1} + \frac{1}{R_2} + \frac{1}{R_3} \dots \text{etc.}}$$

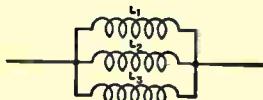
$$\theta = 0^\circ$$



or where only 2 resistances R_1 and R_2 are involved,

$$Z = \frac{R_1 R_2}{R_1 + R_2}$$

$$\theta = 0^\circ$$



of inductance in parallel

$$Z = \frac{1}{\frac{1}{X_{L1}} + \frac{1}{X_{L2}} + \frac{1}{X_{L3}} \dots \text{etc.}}$$

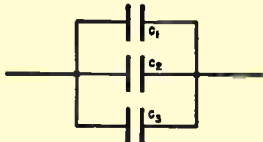
$$\theta = +90^\circ$$



or where only 2 inductances L_1 and L_2 are involved,

$$Z = 2\pi f \left(\frac{L_1 L_2}{L_1 + L_2} \right)$$

$$\theta = +90^\circ$$



of capacitance in parallel

$$Z = \frac{1}{\frac{1}{X_{C_1}} + \frac{1}{X_{C_2}} + \frac{1}{X_{C_3}} \dots \text{etc.}}$$

$$\theta = -90^\circ$$

or where only 2 capacitances C_1 and C_2 are involved,

$$Z = \frac{1}{2\pi f (C_1 + C_2)}$$

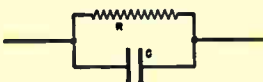
$$\theta = -90^\circ$$



of inductance and resistance in parallel,

$$Z = \frac{RX_L}{\sqrt{R^2 + X_L^2}}$$

$$\theta = \arctan \frac{R}{X_L}$$



of capacitance and resistance in parallel,

$$Z = \frac{RX_C}{\sqrt{R^2 + X_C^2}}$$

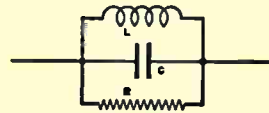
$$\theta = -\arctan \frac{R}{X_C}$$



of inductance and capacitance in parallel,

$$Z = \frac{X_L X_C}{X_L - X_C}$$

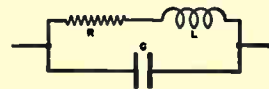
$$\theta = 0^\circ \text{ when } X_L = X_C$$



of inductance, resistance and capacitance in parallel

$$Z = \frac{RX_L X_C}{\sqrt{X_L^2 X_C^2 + (RX_L - RX_C)^2}}$$

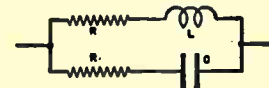
$$\theta = \arctan \frac{RX_C - RX_L}{X_L X_C}$$



of inductance and series resistance in parallel with capacitance

$$Z = X_C \sqrt{\frac{R^2 + X_L^2}{R^2 + (X_L - X_C)^2}}$$

$$\theta = \arctan \left(\frac{X_L X_C - X_L^2 - R^2}{RX_C} \right)$$



of capacitance and series resistance in parallel with inductance and series resistance

$$Z = \sqrt{\frac{(R_L^2 + X_L^2)(R_C^2 + X_C^2)}{(R_L + R_C)^2 + (X_L - X_C)^2}}$$

$$\theta = \arctan \frac{X_L(R_C^2 + X_C^2) - X_C(R_L^2 + X_L^2)}{R_L(R_C^2 + X_C^2) + R_C(R_L^2 + X_L^2)}$$

Conductance

In direct current circuits, conductance is expressed by

$$G = \frac{1}{R}$$

where G = conductance in mhos,
 R = resistance in ohms.

In d-c circuits involving resistances R_1, R_2, R_3 , etc., in parallel,

the total conductance is expressed by

$$G_{\text{total}} = G_1 + G_2 + G_3 \dots \text{etc.}$$

and the total current by

$$I_{\text{total}} = E G_{\text{total}}$$

and the amount of current in any single resistor, R_2 for example, in a parallel group, by

$$I_2 = \frac{I_{\text{total}} G_2}{G_1 + G_2 + G_3 \dots \text{etc.}}$$

R, E and I in Ohm's law formulas for d-c circuits may be expressed in terms of conductance as follows:

$$R = \frac{1}{G}, \quad E = \frac{I}{G}, \quad I = EG,$$

where G = conductance in mhos,
 R = resistance in ohms,
 E = potential in volts,
 I = current in amperes.

Susceptance

In an alternating current circuit, the susceptance of a series circuit is expressed by

$$B = \frac{X}{R^2 + X^2}$$

or, when the resistance is 0, susceptance becomes the reciprocal of reactance, or

$$B = \frac{1}{X}$$

where B = susceptance in mhos,
 R = resistance in ohms,
 X = reactance in ohms.

Admittance

In an alternating current circuit, the admittance of a series circuit is expressed by

$$Y = \frac{1}{\sqrt{R^2 + X^2}}$$

Admittance is also expressed as the reciprocal of impedance, or

$$Y = \frac{1}{Z}$$

where Y = admittance in mhos,
 R = resistance in ohms,
 X = reactance in ohms,
 Z = impedance in ohms.

R and X in Terms of G and B

Resistance and reactance may be expressed in terms of conductance and susceptance as follows:

$$R = \frac{G}{G^2 + B^2}, \quad X = \frac{B}{G^2 + B^2}.$$

G, B, Y and Z in Parallel Circuits

In any given a-c circuit containing a number of smaller parallel circuits only,

the effective conductance G_t is expressed by

$$G_t = G_1 + G_2 + G_3 \dots \text{etc.},$$

and the effective susceptance B_t by

$$B_t = B_1 + B_2 + B_3 \dots \text{etc.}$$

and the effective admittance Y_t by

$$Y_t = \sqrt{G_t^2 + B_t^2}$$

and the effective impedance Z_t by

$$Z_t = \frac{1}{\sqrt{G_t^2 + B_t^2}} \text{ or } \frac{1}{Y_t}$$

where R = resistance in ohms,
 X = reactance (capacitive or inductive) in ohms,
 G = conductance in mhos,
 B = susceptance in mhos,
 Y = admittance in mhos,
 Z = impedance in ohms.

Transient *I* and *E* in LCR Circuits

The formulas which follow may be used to closely approximate the growth and decay of current and voltage in circuits involving *L*, *C* and *R*:

- where *i* = instantaneous current in amperes at any given time (*t*),
E = potential in volts as designated,
R = circuit resistance in ohms,
C = capacitance in farads,
L = inductance in henrys,
V = steady state potential in volts,
V_C = reactive volts across *C*,
V_L = reactive volts across *L*,
V_R = voltage across *R*

RC = time constant of *RC* circuit in seconds,

$\frac{L}{R}$ = time constant of *RL* circuit in seconds,

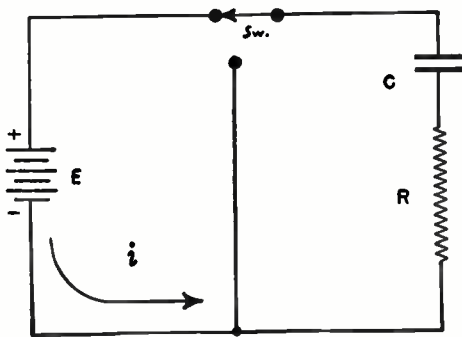
t = any given time in seconds after switch is thrown,

e = a constant, 2.718 (base of the natural system of logarithms),

Sw = switch

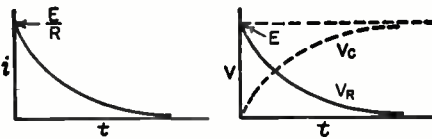
The time constant is defined as the time in seconds for current or voltage to fall to $\frac{1}{e}$ or 36.8% of its initial value or to rise to $(1 - \frac{1}{e})$ or approximately 63.2% of its final value.

Charging a De-energized Capacitive Circuit



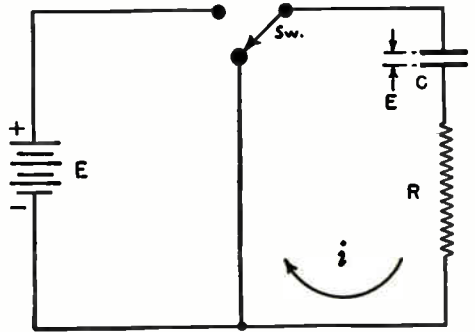
E = applied potential.

$$i = \frac{E}{R} e^{-\frac{t}{RC}}$$



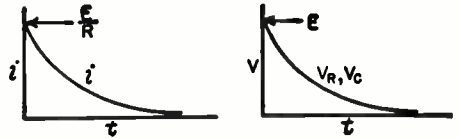
$$V_C = E \left(1 - e^{-\frac{t}{RC}} \right) \quad V_R = E e^{-\frac{t}{RC}}$$

Discharging an Energized Capacitive Circuit



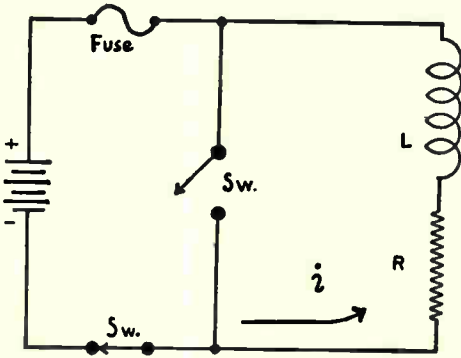
E = potential to which *C* is charged prior to closing *Sw*.

$$i = \frac{E}{R} e^{-\frac{t}{RC}}$$



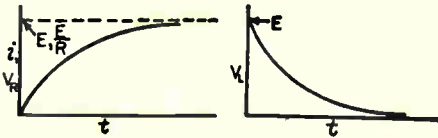
$$V_C = V_R = E e^{-\frac{t}{RC}}$$

Voltage is Applied to a De-energized Inductive Circuit



$E =$ applied potential

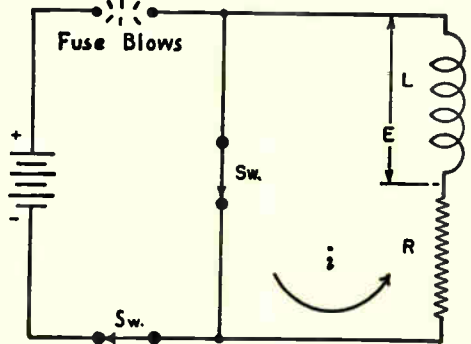
$$i = \frac{E}{R} \left(1 - e^{-\frac{Rt}{L}} \right)$$



$$V_R = E \left(1 - e^{-\frac{Rt}{L}} \right)$$

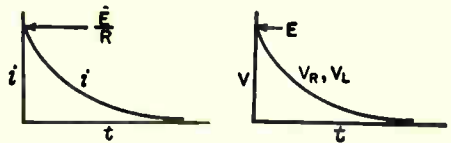
$$V_L = E e^{-\frac{Rt}{L}}$$

An Energized Inductive Circuit is Short Circuited



$E =$ counter potential induced in coil when switch is closed.

$$i = \frac{E}{R} e^{-\frac{Rt}{L}}$$



$$V_L = V_R = E e^{-\frac{Rt}{L}}$$

Steady State Current Flow

In a Capacitive Circuit

In a capacitive circuit, where resistance loss components may be considered as negligible, the flow of current at a given alternating potential of constant frequency, is expressed by

$$I = \frac{E}{X_C} = \frac{E}{\left(\frac{1}{2\pi f C} \right)} = E (2\pi f C)$$

where $I =$ current in amperes,
 $X_C =$ capacitive reactance of the circuit in ohms,
 $E =$ applied potential in volts.

In an Inductive Circuit

In an inductive circuit, where inherent resistance and capacitance components may be so low as to be negligible, the flow of current at a given alternating potential of a constant frequency, is expressed by

$$I = \frac{E}{X_L} = \frac{E}{2\pi f L}$$

where $I =$ current in amperes,
 $X_L =$ inductive reactance of the circuit in ohms,
 $E =$ applied potential in volts.

Transmission Line Formulas

Concentric Transmission Lines

Characteristic impedance in ohms is given by

$$Z = 138 \log \frac{d_1}{d_2}$$

R-f resistance in ohms per foot of copper line, is given by

$$r = \sqrt{f} \left(\frac{1}{d_1} + \frac{1}{d_2} \right) \times 10^{-3}$$

Attenuation in decibels per foot of line, is given by

$$a = \frac{4.6\sqrt{f}(d_1 + d_2)}{d_1 d_2 \left(\log \frac{d_1}{d_2} \right)} \times 10^{-3}$$

where Z = characteristic impedance in ohms,

r = radio frequency resistance in ohms per foot of *copper line*,

a = attenuation in decibels per foot of *line*,

d_1 = the *inside* diameter of the *outer* conductor, expressed in inches,

d_2 = the *outside* diameter of the *inner* conductor, expressed in inches,

f = frequency in megacycles.

Two-Wire Open Air Transmission Lines

Characteristic impedance in ohms is given by

$$Z = 276 \left(\log \frac{2D}{d} \right)$$

Inductance in microhenrys per foot of *line* is given by

$$L = 0.281 \left(\log \frac{2D}{d} \right)$$

Capacitance in micromicrofarads per foot of *line* is given by

$$C = \frac{3.68}{\log \frac{2D}{d}}$$

Attenuation in decibels per foot of *wire* is given by

$$db = \frac{0.0157 R_f}{\log \frac{2D}{d}}$$

R-f resistance in Ohms per loop-foot of *wire*, is given by

$$R_f = \frac{2 \times 10^{-3} \sqrt{f}}{d}$$

where Z = characteristic impedance in ohms,

D = spacing between wire centers in inches,

d = the diameter of the conductors in inches,

L = inductance in microhenrys per foot of *line*,

C = capacitance in micromicrofarads per foot of *line*,

db = attenuation in decibels per foot of *wire*,

R_f = r-f resistance in ohms per loop-foot of *wire*,

f = frequency in megacycles.

Vertical Antenna

The capacitance of a vertical antenna, shorter than one-quarter wave length at its operating frequency, is given by

$$C_a = \frac{17l}{\left[\left(\log \epsilon \frac{24l}{d} \right) - 1 \right] \left[1 - \left(\frac{fl}{246} \right)^2 \right]}$$

where C_a = capacitance of the antenna in micromicrofarads,

l = height of antenna in feet,

d = diameter of antenna conductor in inches,

f = operating frequency in megacycles,

ϵ = 2.718 (the base of the natural system of logarithms).

Vacuum Tube Formulas and Symbols

Vacuum Tube Constants

Amplification factor (Mu or μ) is given by

$$\mu = \frac{\Delta E_p}{\Delta E_g} \text{ (with } I_p \text{ constant)}$$

Dynamic plate resistance in ohms, is given by

$$r_p = \frac{\Delta E_p}{\Delta I_p} \text{ (with } E_g \text{ constant)}$$

Mutual conductance in mhos, is given by

$$g_m = \frac{\Delta I_p}{\Delta E_g} \text{ (with } E_p \text{ constant)}$$

Vacuum Tube Formulas

Gain per stage is given by

$$\mu \left(\frac{R_L}{R_L + r_p} \right)$$

Voltage output appearing in R_L is given by

$$\mu \left(\frac{E_g R_L}{r_p + R_L} \right)$$

Power output in R_L , is given by

$$R_L \left(\frac{\mu E_g}{r_p + R_L} \right)^2$$

Maximum power output in R_L which results when $R_L = r_p$, is given by

$$\frac{(\mu E_g)^2}{4r_p}$$

Maximum undistorted power output in R_L , which results when $R_L = 2r_p$, is given by

$$\frac{2(\mu E_g)^2}{9r_p}$$

Required cathode biasing resistor in ohms, for a single tube is given by

$$\frac{E_g}{I_k}$$

Vacuum Tube Symbols

Mu or μ = Amplification factor,

r_p = Dynamic plate resistance in ohms,

g_m = Mutual conductance in mhos,

E_p = Plate voltage in volts,

E_g = Grid voltage in volts,

I_p = Plate current in amperes,

R_L = Plate load resistance in ohms,

I_k = Total cathode current in amperes,

E_s = Signal voltage in volts,

Δ = change or variation in value, which may be either an increment (increase), or a decrement (decrease).

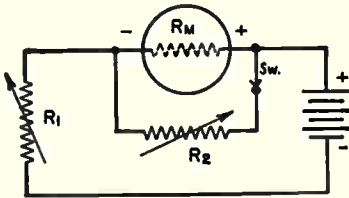
Peak, R.M.S., and Average A-C Values of E & I

| Given Value | To get . . . | | |
|-------------|-----------------------------|----------------------------|----------------------------|
| | Peak | R.M.S. | Av. |
| Peak | | $0.707 \times \text{Peak}$ | $0.637 \times \text{Peak}$ |
| R.M.S. | $1.41 \times \text{R.M.S.}$ | | $0.9 \times \text{R.M.S.}$ |
| Av. | $1.57 \times \text{Av.}$ | $1.11 \times \text{Av.}$ | |

D-C Meter Formulas

Meter Resistance

The d-c resistance of a milliammeter or voltmeter movement may be determined as follows:



1. Connect the meter in series with a suitable battery and variable resistance R_1 as shown in the diagram above.
2. Vary R_1 until a full scale reading is obtained.
3. Connect another variable resistor R_2 across the meter and vary its value until a half scale reading is obtained.
4. Disconnect R_2 from the circuit and measure its d-c resistance.

The meter resistance R_m is equal to the measured resistance of R_2 .

Caution: Be sure that R_1 has sufficient resistance to prevent an off scale reading of the meter. The correct value depends upon the sensitivity of meter, and voltage of the battery. The following formula can be used if the full scale current of the meter is known:

$$R_1 = \frac{\text{voltage of the battery used}}{\text{full scale current of meter in amperes}}$$

For safe results, use twice the value computed. Also, never attempt to measure the resistance of a meter with an ohmmeter. To do so would in all probability result in a burned-out or severely damaged meter, since the current required for the operation of some ohmmeters and bridges is far in excess of the full scale current required by the movement of the average meter you may be checking.

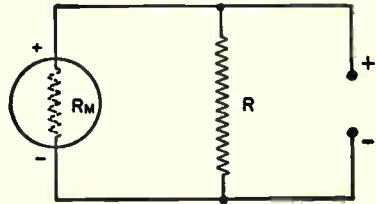
Ohms per Volt Rating of a Voltmeter

$$\Omega/V = \frac{1}{I_f}$$

where Ω/V = ohms per volt,

I_f = full scale current in amperes.

Fixed Current Shunts



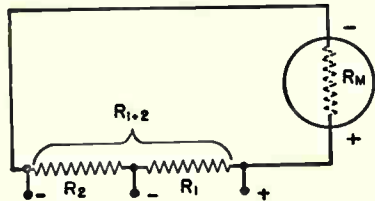
$$R = \frac{R_m}{N - 1}$$

R = shunt value in ohms,

N = the new full scale reading divided by the original full scale reading, both being stated in the same units,

R_m = meter resistance in ohms.

Multi-Range Shunts



$$R_1 = \frac{R_{1+2} + R_m}{N}$$

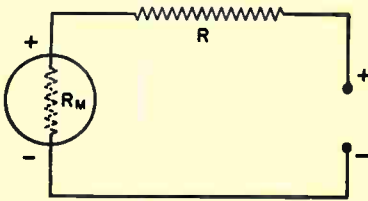
R_1 = intermediate or tapped shunt value in ohms,

R_{1+2} = total resistance required for the lowest scale reading wanted,

R_m = meter resistance in ohms,

N = the new full scale reading divided by the original full scale reading, both being stated in the same units.

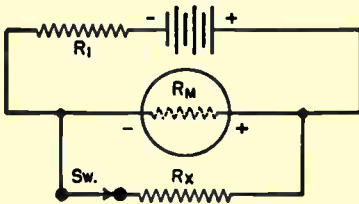
Voltage Multipliers



$$R = \frac{E_{fs}}{I_{fs}} - R_m$$

R = multiplier resistance in ohms,
 E_{fs} = full scale reading required in volts,
 I_{fs} = full scale current of meter in amperes,
 R_m = meter resistance in ohms.

Measuring Resistance



with Milliammeter and Battery*

$$R_x = R_m \left(\frac{I_2}{I_1 - I_2} \right)$$

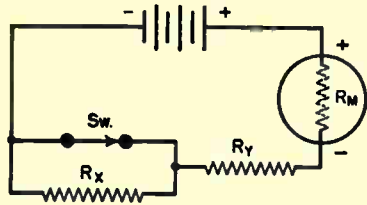
R_x = unknown resistance in ohms,
 R_m = meter resistance in ohms, or effective meter resistance if a shunted range is used,
 I_1 = current reading with switch open,
 I_2 = current reading with switch closed,
 R_1 = current limiting resistor of sufficient value to keep meter reading on scale when switch is open.

* Approximately true only when current limiting resistor is large as compared to meter resistance.

Shunt Values for 27-Ohm 0-1 Milliammeter

| FULL SCALE CURRENT | SHUNT RESISTANCE |
|--------------------|------------------|
| 0-10 ma | 3.0 ohms |
| 0-50 ma | 0.551 ohms |
| 0-100 ma | 0.272 ohms |
| 0-500 ma | 0.0541 ohms |

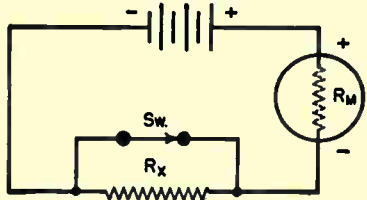
Measuring Resistance—(Continued)



with Milliammeter, Battery and Known Resistor

$$R_x = (R_y + R_m) \left(\frac{I_1 - I_2}{I_2} \right)$$

R_x = unknown resistance in ohms,
 R_y = known resistance in ohms,
 R_m = meter resistance in ohms,
 I_1 = current reading with switch closed,
 I_2 = current reading with switch open.



with Voltmeter and Battery

$$R_x = R_m \left(\frac{E_1}{E_2} - 1 \right)$$

R_x = unknown resistance in ohms,
 R_m = meter resistance in ohms, including multiplier resistance if a multiplied range is used,
 E_1 = voltmeter reading with switch closed,
 E_2 = voltmeter reading with switch open.

Multiplier Values for 27-Ohm 0-1 Milliammeter

| FULL SCALE VOLTAGE | MULTIPLIER RESISTANCE |
|--------------------|-----------------------|
| 0-10 volts | 10,000 ohms |
| 0-50 volts | 50,000 ohms |
| 0-100 volts | 100,000 ohms |
| 0-250 volts | 250,000 ohms |
| 0-500 volts | 500,000 ohms |
| 0-1,000 volts | 1,000,000 ohms |

Ohm's Law for A-C Circuits

The fundamental Ohm's law formulas for a-c circuits are given by

$$I = \frac{E}{Z}, \quad Z = \frac{E}{I},$$

$$E = IZ, \quad P = EI \cos \theta$$

where I = current in amperes,
 Z = impedance in Ohms,
 E = volts across Z ,
 P = power in watts,
 θ = phase angle in degrees.

Phase Angle

The phase angle is defined as the difference in degrees by which current leads voltage in a capacitive circuit, or lags voltage in an inductive circuit, and in series circuits is equal to the angle whose tangent is given by the

ratio $\frac{X}{R}$ and is expressed by

$$\text{arc tan } \frac{X}{R}$$

where X = the inductive or capacitive reactance in ohms,

R = the non-reactive resistance in ohms,

of the combined resistive and reactive components of the circuit under consideration.

Therefore

in a purely resistive circuit, $\theta = 0^\circ$
 in a purely reactive circuit, $\theta = 90^\circ$
 and in a resonant circuit, $\theta = 0^\circ$

also when

$\theta = 0^\circ$, $\cos \theta = 1$ and $P = EI$,
 $\theta = 90^\circ$, $\cos \theta = 0$ and $P = 0$.

Degrees $\times 0.0175 =$ radians.
 1 radian = 57.3° .

Power Factor

The power-factor of any a-c circuit is equal to the true power in watts divided by the apparent power in volt-amperes which is equal to the cosine of the phase angle, and is expressed by

$$p.f. = \frac{EI \cos \theta}{EI} = \cos \theta$$

where

$p.f.$ = the circuit load power factor,
 $EI \cos \theta$ = the true power in watts,
 EI = the apparent power in volt-amperes,
 E = the applied potential in volts,
 I = load current in amperes.

Therefore

in a purely resistive circuit,

$$\theta = 0^\circ \text{ and } p.f. = 1$$

and in a reactive circuit,

$$\theta = 90^\circ \text{ and } p.f. = 0$$

and in a resonant circuit,

$$\theta = 0^\circ \text{ and } p.f. = 1$$

Ohm's Law for D-C Circuits

The fundamental Ohm's law formulas for d-c circuits are given by,

$$I = \frac{E}{R}, \quad R = \frac{E}{I},$$

$$E = IR, \quad P = EI.$$

where I = current in amperes,
 R = resistance in ohms,
 E = potential across R in volts,
 P = power in watts.

Ohms Law Formulas for D-C Circuits

| Known Values | Formulas for Determining Unknown Values of . . . | | | |
|--------------------------------|--|-----------------|---------------|-----------------|
| | <i>I</i> | <i>R</i> | <i>E</i> | <i>P</i> |
| <i>I</i> & <i>R</i> | | | IR | I^2R |
| <i>I</i> & <i>E</i> | | $\frac{E}{I}$ | | EI |
| <i>I</i> & <i>P</i> | | $\frac{P}{I^2}$ | $\frac{P}{I}$ | |
| <i>R</i> & <i>E</i> | $\frac{E}{R}$ | | | $\frac{E^2}{R}$ |
| <i>R</i> & <i>P</i> | $\sqrt{\frac{P}{R}}$ | | \sqrt{PR} | |
| <i>E</i> & <i>P</i> | $\frac{P}{E}$ | $\frac{E^2}{P}$ | | |

Ohm's Law Formulas for A-C Circuits

| Known Values | Formulas for Determining Unknown Values of . . . | | | |
|--------------------------------|--|-----------------------------|---------------------------------|-----------------------------|
| | <i>I</i> | <i>Z</i> | <i>E</i> | <i>P</i> |
| <i>I</i> & <i>Z</i> | | | IZ | $I^2Z \cos \theta$ |
| <i>I</i> & <i>E</i> | | $\frac{E}{I}$ | | $IE \cos \theta$ |
| <i>I</i> & <i>P</i> | | $\frac{P}{I^2 \cos \theta}$ | $\frac{P}{I \cos \theta}$ | |
| <i>Z</i> & <i>E</i> | $\frac{E}{Z}$ | | | $\frac{E^2 \cos \theta}{Z}$ |
| <i>Z</i> & <i>P</i> | $\sqrt{\frac{P}{Z \cos \theta}}$ | | $\sqrt{\frac{PZ}{\cos \theta}}$ | |
| <i>E</i> & <i>P</i> | $\frac{P}{E \cos \theta}$ | $\frac{E^2 \cos \theta}{P}$ | | |

Trigonometric Relationships

In any right triangle, if we let

- θ = the acute angle formed by the hypotenuse and the base leg,
- ϕ = the acute angle formed by the hypotenuse and the altitude leg,
- H = the hypotenuse,
- A = the side adjacent θ and opposite ϕ ,
- O = the side opposite θ and adjacent ϕ ,

then

$$\text{sine of } \theta = \sin \theta = \frac{O}{H}$$

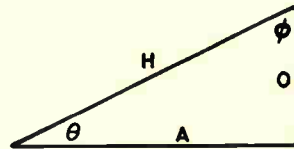
$$\text{cosine of } \theta = \cos \theta = \frac{A}{H}$$

$$\text{tangent of } \theta = \tan \theta = \frac{O}{A}$$

$$\text{cosecant of } \theta = \csc \theta = \frac{H}{O}$$

$$\text{secant of } \theta = \sec \theta = \frac{H}{A}$$

$$\text{cotangent of } \theta = \cot \theta = \frac{A}{O}$$



also

$$\begin{aligned} \sin \theta &= \cos \phi & \csc \theta &= \sec \phi \\ \cos \theta &= \sin \phi & \sec \theta &= \csc \phi \\ \tan \theta &= \cot \phi & \cot \theta &= \tan \phi \end{aligned}$$

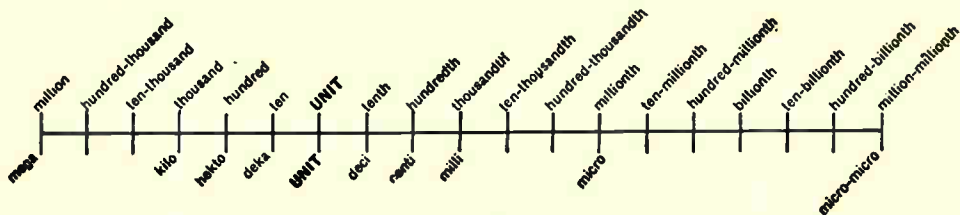
and

$$\begin{aligned} \frac{1}{\sin \theta} &= \csc \theta & \frac{1}{\csc \theta} &= \sin \theta \\ \frac{1}{\cos \theta} &= \sec \theta & \frac{1}{\sec \theta} &= \cos \theta \\ \frac{1}{\tan \theta} &= \cot \theta & \frac{1}{\cot \theta} &= \tan \theta \end{aligned}$$

The expression "arc sin" indicates, "the angle whose sine is" . . . ; likewise arc tan indicates, "the angle whose tangent is" . . . etc. See formulas in table below.

| Known Values | Formulas for Determining Unknown Values of . . . | | | | |
|--------------|--|-----------------------|-------------------------|-------------------------------|-------------------------------|
| | A | O | H | θ | ϕ |
| A & O | | | $\sqrt{A^2 + O^2}$ | $\text{arc tan } \frac{O}{A}$ | $\text{arc tan } \frac{A}{O}$ |
| A & H | | $\sqrt{H^2 - A^2}$ | | $\text{arc cos } \frac{A}{H}$ | $\text{arc sin } \frac{A}{H}$ |
| A & θ | | $A \tan \theta$ | $\frac{A}{\cos \theta}$ | | $90^\circ - \theta$ |
| A & ϕ | | $\frac{A}{\tan \phi}$ | $\frac{A}{\sin \phi}$ | $90^\circ - \phi$ | |
| O & H | $\sqrt{H^2 - O^2}$ | | | $\text{arc sin } \frac{O}{H}$ | $\text{arc cos } \frac{O}{H}$ |
| O & θ | $\frac{O}{\tan \theta}$ | | $\frac{O}{\sin \theta}$ | | $90^\circ - \theta$ |
| O & ϕ | $O \tan \phi$ | | $\frac{O}{\cos \phi}$ | $90^\circ - \phi$ | |
| H & θ | $H \cos \theta$ | $H \sin \theta$ | | | $90^\circ - \theta$ |
| H & ϕ | $H \sin \phi$ | $H \cos \phi$ | | $90^\circ - \phi$ | |

Metric Relationships



The above chart shows the relation between the American and the metric systems of notation.

This chart also serves to quickly locate the decimal point in the conversion from one metric expression to another.

Example: Convert 5.0 milliwatts to watts. Place the finger on milli and count the number of steps from there to units (since the

term watt is a basic unit). The number of steps so counted is three, and the direction was to the left. Therefore, 5.0 milliwatts is the equivalent of .005 watts.

Example: Convert 0.00035 microfarads to micromicrofarads. Here the number of steps counted will be six to the right. Therefore 0.00035 microfarads is the equivalent of 350 micromicrofarads.

Metric Conversion Table

| ORIGINAL VALUE | DESIRED VALUE | | | | | | | |
|----------------|---------------|------|-------|------|-------|-------|-------|------------|
| | Mega | Kilo | Units | Deci | Centi | Milli | Micro | Micromicro |
| Mega | | 3 → | 6 → | 7 → | 8 → | 9 → | 12 → | 18 → |
| Kilo | ← 3 | | 3 → | 4 → | 5 → | 6 → | 9 → | 15 → |
| Units | ← 6 | ← 3 | | 1 → | 2 → | 3 → | 6 → | 12 → |
| Deci | ← 7 | ← 4 | ← 1 | | 1 → | 2 → | 5 → | 11 → |
| Centi | ← 8 | ← 5 | ← 2 | ← 1 | | 1 → | 4 → | 10 → |
| Milli | ← 9 | ← 6 | ← 3 | ← 2 | ← 1 | | 3 → | 9 → |
| Micro | ← 12 | ← 9 | ← 6 | ← 5 | ← 4 | ← 3 | | 6 → |
| Micromicro | ← 18 | ← 15 | ← 12 | ← 11 | ← 10 | ← 9 | ← 6 | |

The above metric conversion table provides a fast and automatic means of conversion from one metric notation to another. The notation "Unit" represents the basic units of measurement, such as amperes, volts, ohms, watts, cycles, meters, grams, etc. To use the table, first locate the original or given value in the left-hand column. Now follow this line horizontally to the vertical column headed by the prefix of the desired value. The figure and arrow at this point indicates number of places and direction decimal point is to be moved.

Example: Convert 0.15 ampere to milli-amperes. Starting at the "Units" box in the left-hand column (since ampere is a basic unit of measurement), move horizontally to the column headed by the prefix "Milli", and read 3 →. Thus 0.15 ampere is the equivalent of 150 milliamperes.

Example: Convert 50,000 kilocycles to megacycles. Read in the box horizontal to "Kilo" and under "Mega", the notation ← 3, which means a shift of the decimal three places to the left. Thus 50,000 kilocycles is the equivalent of 50 megacycles.

Coil Winding Data

Turns Per Inch

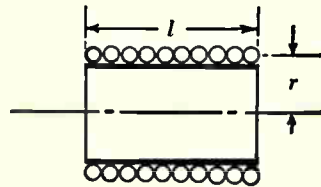
| Gauge (AWG) or (B&S) | Number of Turns per Linear Inch | | | |
|-------------------------------|---------------------------------|--------|-------------------------|--------|
| | Enamel | S.S.C. | D.S.C. and S.C.C. | D.C.C. |
| 1 | — | — | 3.3 | 3.3 |
| 2 | — | — | 3.8 | 3.6 |
| 3 | — | — | 4.2 | 4.0 |
| 4 | — | — | 4.7 | 4.5 |
| 5 | — | — | 5.2 | 5.0 |
| 6 | — | — | 5.9 | 5.6 |
| 7 | — | — | 6.5 | 6.2 |
| 8 | 7.6 | — | 7.4 | 7.1 |
| 9 | 8.6 | — | 8.2 | 7.8 |
| 10 | 9.6 | — | 9.3 | 8.9 |
| 11 | 10.7 | — | 10.3 | 9.8 |
| 12 | 12.0 | — | 11.5 | 10.9 |
| 13 | 13.5 | — | 12.8 | 12.0 |
| 14 | 15.0 | — | 14.2 | 13.8 |
| 15 | 16.8 | — | 15.8 | 14.7 |
| 16 | 18.9 | 18.9 | 17.9 | 16.4 |
| 17 | 21.2 | 21.2 | 19.9 | 18.1 |
| 18 | 23.6 | 23.6 | 22.0 | 19.8 |
| 19 | 26.4 | 26.4 | 24.4 | 21.8 |
| 20 | 29.4 | 29.4 | 27.0 | 23.8 |
| 21 | 33.1 | 32.7 | 29.8 | 26.0 |
| 22 | 37.0 | 36.5 | 34.1 | 30.0 |
| 23 | 41.3 | 40.6 | 37.6 | 31.6 |
| 24 | 46.3 | 45.3 | 41.5 | 35.6 |
| 25 | 51.7 | 50.4 | 45.6 | 38.6 |
| 26 | 58.0 | 55.6 | 50.2 | 41.8 |
| 27 | 64.9 | 61.5 | 55.0 | 45.0 |
| 28 | 72.7 | 68.6 | 60.2 | 48.5 |
| 29 | 81.6 | 74.8 | 65.4 | 51.8 |
| 30 | 90.5 | 83.3 | 71.5 | 55.5 |
| 31 | 101. | 92.0 | 77.5 | 59.2 |
| 32 | 113. | 101. | 83.6 | 62.6 |
| 33 | 127. | 110. | 90.3 | 66.3 |
| 34 | 143. | 120. | 97.0 | 70.0 |
| 35 | 158. | 132. | 104. | 73.5 |
| 36 | 175. | 143. | 111. | 77.0 |
| 37 | 198. | 154. | 118. | 80.3 |
| 38 | 224. | 166. | 126. | 83.6 |
| 39 | 248. | 181. | 133. | 86.6 |
| 40 | 282. | 194. | 140. | 89.7 |

Coil Winding Formulas

The following approximations for winding *r-f* coils are accurate to within approx. 1% for nearly all small air-core coils, where

- L = self inductance in microhenrys,
- N = total number of turns,
- r = mean radius in inches,
- l = length of coil in inches,
- b = depth of coil in inches.

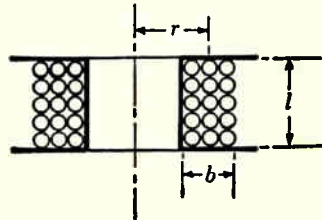
Single-Layer Wound Coils



$$L = \frac{(rN)^2}{9r + 10l}$$

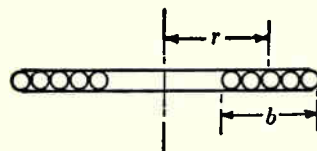
$$N = \frac{\sqrt{L(9r + 10l)}}{r}$$

Multi-Layer Wound Coils



$$L = \frac{0.8(rN)^2}{6r + 9l + 10b}$$

Single-Layer Spiral Wound Coils

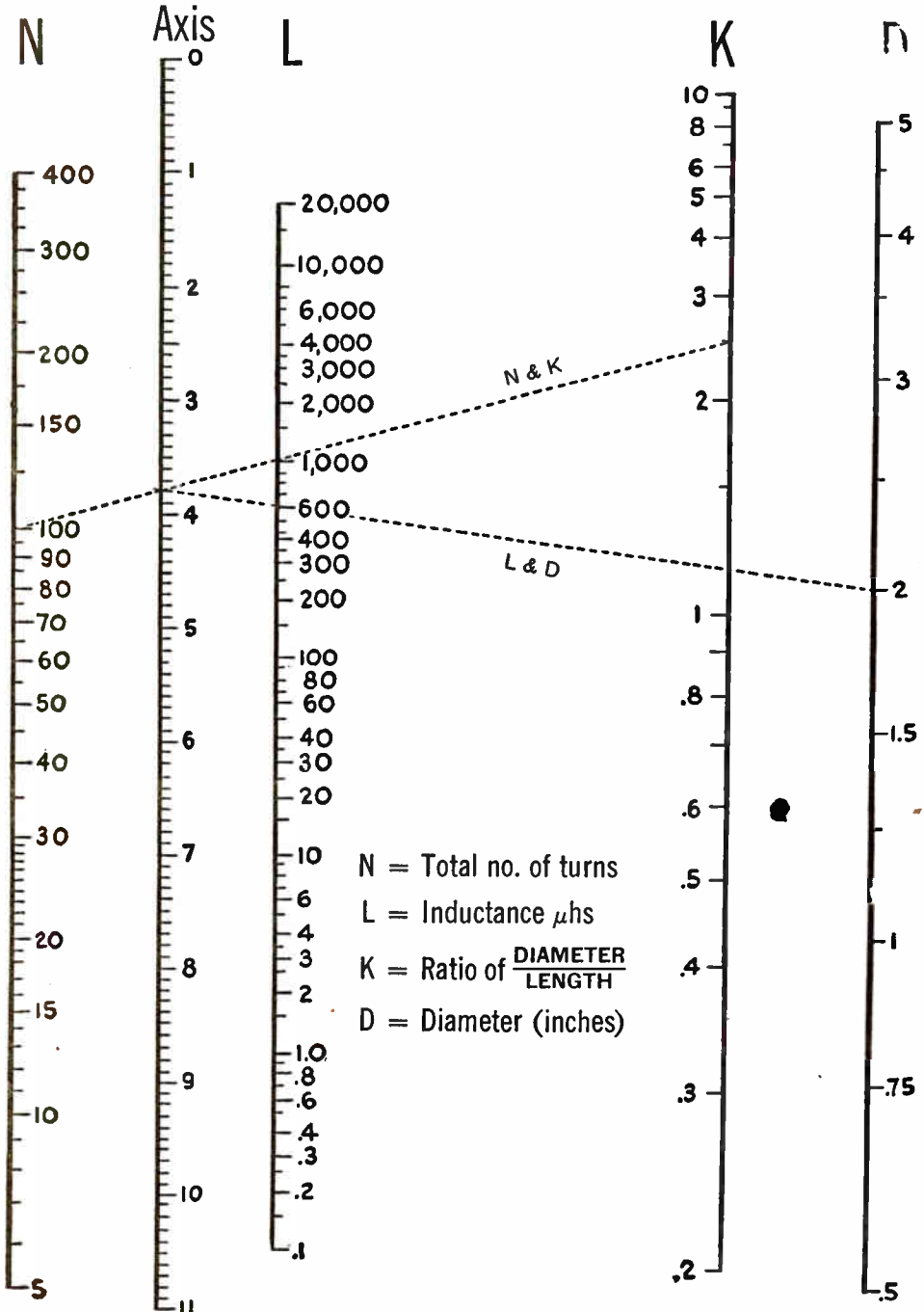


$$L = \frac{(rN)^2}{8r + 11b}$$

Table of Standard Annealed Bare Copper Wire
Using American Wire Gauge (B&S)

| Gauge (AWG) or (B & S) | DIAMETER INCHES | | | AREA | WEIGHT | LENGTH | RESISTANCE AT 68° F | | | Gauge (AWG) or (B & S) |
|---------------------------------|-----------------|---------|---------|------------------|------------------|-----------------|---------------------|-----------------|-----------------|---------------------------------|
| | Min. | Nom. | Max. | Circular Mils | Pounds per M' | Feet per Lb. | Ohms per M' | Feet per Ohm | Ohms per Lb. | |
| 0000 | .4554 | .4600 | .4646 | 211600. | 640.5 | 1.561 | .04901 | 20400. | .00007652 | 0000 |
| 000 | .4055 | .4096 | .4137 | 167800. | 507.9 | 1.968 | .06180 | 16180. | .0001217 | 000 |
| 00 | .3612 | .3648 | .3684 | 133100. | 402.8 | 2.482 | .07793 | 12830. | .0001935 | 00 |
| 0 | .3217 | .3249 | .3281 | 105500. | 319.5 | 3.130 | .09827 | 10180. | .0003076 | 0 |
| 1 | .2864 | .2893 | .2922 | 83690. | 253.3 | 3.947 | .1239 | 8070. | .0004891 | 1 |
| 2 | .2550 | .2576 | .2602 | 66370. | 200.9 | 4.977 | .1563 | 6400. | .0007778 | 2 |
| 3 | .2271 | .2294 | .2317 | 52640. | 159.3 | 6.276 | .1970 | 5075. | .001237 | 3 |
| 4 | .2023 | .2043 | .2063 | 41740. | 126.4 | 7.914 | .2485 | 4025. | .001966 | 4 |
| 5 | .1801 | .1819 | .1837 | 33100. | 100.2 | 9.980 | .3133 | 3192. | .003127 | 5 |
| 6 | .1604 | .1620 | .1636 | 26250. | 79.46 | 12.58 | .3951 | 2531. | .004972 | 6 |
| 7 | .1429 | .1443 | .1457 | 20820. | 63.02 | 15.87 | .4982 | 2007. | .007905 | 7 |
| 8 | .1272 | .1285 | .1298 | 16510. | 49.98 | 20.01 | .6282 | 1592. | .01257 | 8 |
| 9 | .1133 | .1144 | .1155 | 13090. | 39.63 | 25.23 | .7921 | 1262. | .01999 | 9 |
| 10 | .1009 | .1019 | .1029 | 10380. | 31.43 | 31.82 | .9989 | 1001. | .03178 | 10 |
| 11 | .08983 | .09074 | .09165 | 8234. | 24.92 | 40.12 | 1.260 | 794. | .05053 | 11 |
| 12 | .08000 | .08081 | .08162 | 6530. | 19.77 | 50.59 | 1.588 | 629.6 | .08035 | 12 |
| 13 | .07124 | .07196 | .07268 | 5178. | 15.68 | 63.80 | 2.003 | 499.3 | .1278 | 13 |
| 14 | .06344 | .06408 | .06472 | 4107. | 12.43 | 80.44 | 2.525 | 396.0 | .2032 | 14 |
| 15 | .05650 | .05707 | .05764 | 3257. | 9.858 | 101.4 | 3.184 | 314.0 | .3230 | 15 |
| 16 | .05031 | .05082 | .05133 | 2583. | 7.818 | 127.9 | 4.016 | 249.0 | .5136 | 16 |
| 17 | .04481 | .04526 | .04571 | 2048. | 6.200 | 161.3 | 5.064 | 197.5 | .8167 | 17 |
| 18 | .03990 | .04030 | .04070 | 1624. | 4.917 | 203.4 | 6.385 | 156.5 | 1.299 | 18 |
| 19 | .03553 | .03589 | .03625 | 1288. | 3.899 | 256.5 | 8.051 | 124.2 | 2.065 | 19 |
| 20 | .03164 | .03196 | .03228 | 1022. | 3.092 | 323.4 | 10.15 | 98.5 | 3.283 | 20 |
| 21 | .02818 | .02846 | .02874 | 810.1 | 2.452 | 407.8 | 12.80 | 78.11 | 5.221 | 21 |
| 22 | .02510 | .02535 | .02560 | 642.4 | 1.945 | 514.2 | 16.14 | 61.95 | 8.301 | 22 |
| 23 | .02234 | .02257 | .02280 | 509.5 | 1.542 | 648.4 | 20.36 | 49.13 | 13.20 | 23 |
| 24 | .0199 | .02010 | .02030 | 404.0 | 1.223 | 817.7 | 25.67 | 38.96 | 20.99 | 24 |
| 25 | .01770 | .01790 | .01810 | 320.4 | .9699 | 1031. | 32.37 | 30.90 | 33.37 | 25 |
| 26 | .01578 | .01594 | .01610 | 254.1 | .7692 | 1300. | 40.81 | 24.50 | 53.06 | 26 |
| 27 | .01406 | .01420 | .01434 | 201.5 | .6100 | 1639. | 51.47 | 19.43 | 84.37 | 27 |
| 28 | .01251 | .01264 | .01277 | 159.8 | .4837 | 2067. | 64.90 | 15.41 | 134.2 | 28 |
| 29 | .01115 | .01126 | .01137 | 126.7 | .3836 | 2607. | 81.83 | 12.22 | 213.3 | 29 |
| 30 | .00993 | .01003 | .01013 | 100.5 | .3042 | 3287. | 103.2 | 9.691 | 339.2 | 30 |
| 31 | .008828 | .008928 | .009028 | 79.7 | .2413 | 4145. | 130.1 | 7.685 | 539.3 | 31 |
| 32 | .007850 | .007950 | .008050 | 63.21 | .1913 | 5227. | 164.1 | 6.095 | 857.6 | 32 |
| 33 | .006980 | .007080 | .007180 | 50.13 | .1517 | 6591. | 206.9 | 4.833 | 1364. | 33 |
| 34 | .006205 | .006305 | .006405 | 39.75 | .1203 | 8310. | 260.9 | 3.833 | 2168. | 34 |
| 35 | .005515 | .005615 | .005715 | 31.52 | .09542 | 10480. | 329.0 | 3.040 | 3448. | 35 |
| 36 | .004900 | .005000 | .005100 | 25.00 | .07568 | 13210. | 414.8 | 2.411 | 5482. | 36 |
| 37 | .004353 | .004453 | .004553 | 19.83 | .06001 | 16660. | 523.1 | 1.912 | 8717. | 37 |
| 38 | .003865 | .003965 | .004065 | 15.72 | .04759 | 21010. | 659.6 | 1.516 | 13860. | 38 |
| 39 | .003431 | .003531 | .003631 | 12.47 | .03774 | 26500. | 831.8 | 1.202 | 22040. | 39 |
| 40 | .003045 | .003145 | .003245 | 9.888 | .02993 | 33410. | 1049. | 0.9534 | 35040. | 40 |
| 41 | .00270 | .00280 | .00290 | 7.8400 | .02373 | 42140. | 1323. | .7559 | 55750. | 41 |
| 42 | .00239 | .00249 | .00259 | 6.2001 | .01877 | 53270. | 1673. | .5977 | 89120. | 42 |
| 43 | .00212 | .00222 | .00232 | 4.9284 | .01492 | 67020. | 2104. | .4753 | 141000. | 43 |
| 44 | .00187 | .00197 | .00207 | 3.8809 | .01175 | 85100. | 2674. | .3743 | 227380. | 44 |
| 45 | .00166 | .00176 | .00186 | 3.0976 | .00938 | 106600. | 3348. | .2987 | 356890. | 45 |
| 46 | .00147 | .00157 | .00167 | 2.4649 | .00746 | 134040. | 4207. | .2377 | 563900. | 46 |

Single-Layer Wound Coil Chart



N = Total no. of turns
 L = Inductance μ hs
 K = Ratio of $\frac{\text{DIAMETER}}{\text{LENGTH}}$
 D = Diameter (inches)

Courtesy, P. R. Mallory & Co., Inc.

Single-Layer Wound Coil Chart

The chart on the opposite page provides a convenient means of determining the unknown factors of small sized single-layer wound r-f coils. Values thus found so closely approximate those determined by measurement or mathematical calculation as to be entirely satisfactory for all practical purposes of experimentation, design, and repair work. Since in all coils of this type, the difference between the mean and inner diameter of the winding is so slight as to be negligible, D in all instances may be either the mean or inner diameter as desired.

Example: Given the total number of turns, winding length and diameter of a coil,— to find the inductance;

1. Place a straightedge on the chart so as to form a line intersecting the number of turns N , and the ratio of diameter to length K , and note the point intersected on the linear $axis$ column.

2. Now move the straightedge so as to form a second line which will intersect this same point on the $axis$ column, and the diameter D .

3. The point where this line intersects the L column indicates the inductance of the coil in microhenries.

Example: Given the diameter, winding length and inductance in microhenries,— to find the number of turns;

1. Simply reverse the process outlined above for determining inductance.
2. After finding the number of turns, consult the wire table on page 22 and determine the size of wire to be used.

The dotted lines appearing on the chart illustrate the correct plotting of a 600-microhenry coil consisting of 100 turns of wire, wound to $51/64"$ on a form $2"$ in diameter.

Inductance, Capacitance, Reactance Charts

The direct-reading charts appearing on the following three pages are designed for determining unknown values of frequency, inductance, capacitance and reactance components operating in a-f and r-f circuits.

The simplifications embodied in these charts make them extremely useful. The frequency range covered comprises the frequency spectrum from 1 cycle per second up to 1000 megacycles per second. All of the scales involved are plotted in actual magnitudes so that no computations are required to determine the location of the decimal point in the final result.

To make these conditions possible the frequency spectrum has been divided into three parts:

Chart I (page 26)—Covers the range from 1 cycle to 1000 cycles.

Chart II (page 27)—From 1 kilocycle to 1000 kilocycles.

Chart III (page 28)—From 1 megacycle to 1000 megacycles.

Inductance, capacitance, reactance and frequency have been plotted so that the reactance offered by an inductance or capacitance at any frequency may be readily determined by placing a straight-edge across the chart connecting the known quantities.

Since $X_L = X_C$ at resonance in most radio circuits, the charts may also be used to find the resonant frequency of any combination of L and C .

To illustrate with a simple example, suppose the reactance of a $0.01 \mu f.$ capacitor is desired at a frequency of 400 cycles. Place a straight-edge across the proper chart so as to connect the points $0.01 \mu f.$ and 400 cycles per sec. The quantity desired is the point of intersection with the reactance scale which is 40,000 ohms. The straight-edge also intersects the inductance scale at 15.8 henrys indicating that this value of inductance likewise has a reactance of 40,000 ohms at 400 cycles per sec. and furthermore, that these values of L and C produce resonance at this frequency.

There are many practical uses for these charts. The radio experimenter, maintenance man and engineer will find them helpful in the rapid solution of many reactance problems. Unusual care was exercised in laying out the various scales in order to secure a high degree of accuracy for the charts. Results should be obtainable which are at least as accurate as might be secured with a ten-inch slide rule.

Inductance, Capacitance, Reactance—(Continued)




CHART I

Courtesy, Sylvania Electric Products Inc.

Inductance, Capacitance, Reactance—(Continued)




CHART II

Inductance, Capacitance, Reactance—(Continued)

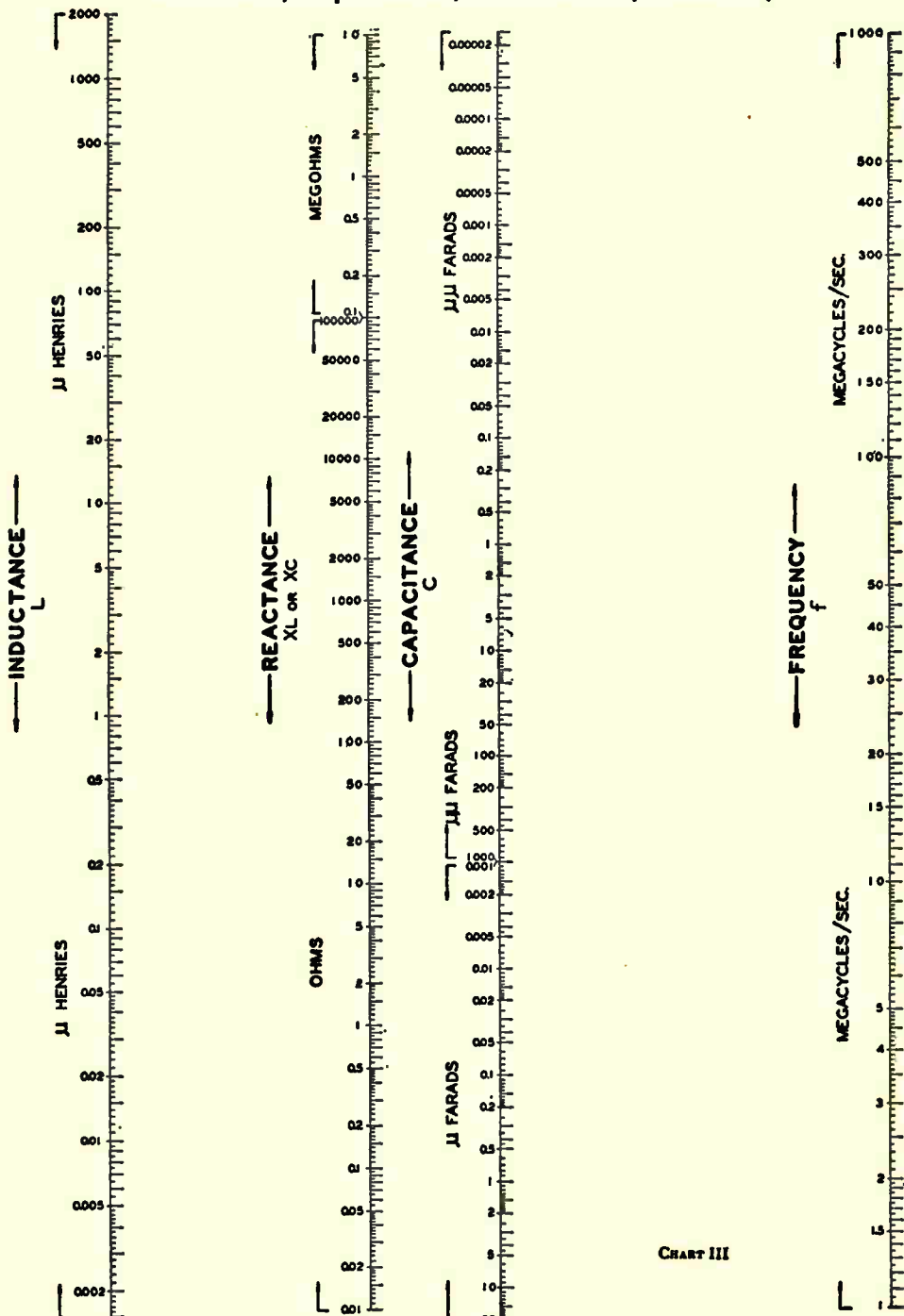
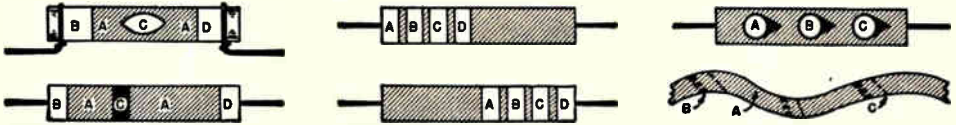


CHART III

Courtesy, Sylvania Electric Products Inc.

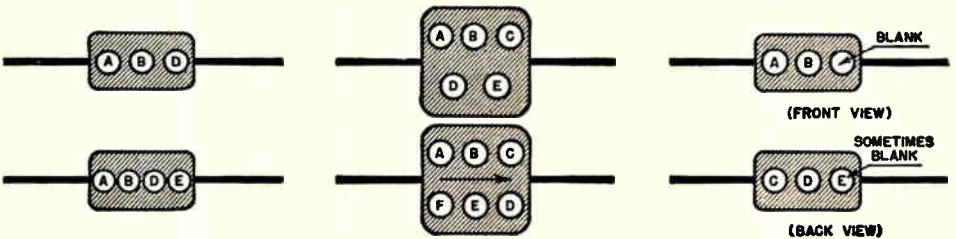
Resistor Color Codes



Values in Ohms

| Color A | 1st Significant Figure | Color B | 2nd Significant Figure | Color C | Decimal Multiplier | Color D | Resistive Tolerance |
|------------|------------------------------|------------|------------------------------|------------|-----------------------|------------|------------------------|
| Black | 0 | Black | 0 | Black | — | None | ± 20% |
| Brown | 1 | Brown | 1 | Brown | 10 | Silver | ± 10% |
| Red | 2 | Red | 2 | Red | 100 | Gold | ± 5% |
| Orange | 3 | Orange | 3 | Orange | 1,000 | | |
| Yellow | 4 | Yellow | 4 | Yellow | 10,000 | | |
| Green | 5 | Green | 5 | Green | 100,000 | | |
| Blue | 6 | Blue | 6 | Blue | 1,000,000 | | |
| Violet | 7 | Violet | 7 | Violet | 10,000,000 | | |
| Grey | 8 | Grey | 8 | Gold | 0.1 | | |
| White | 9 | White | 9 | Silver | 0.01 | | |

Mica Capacitor Color Codes



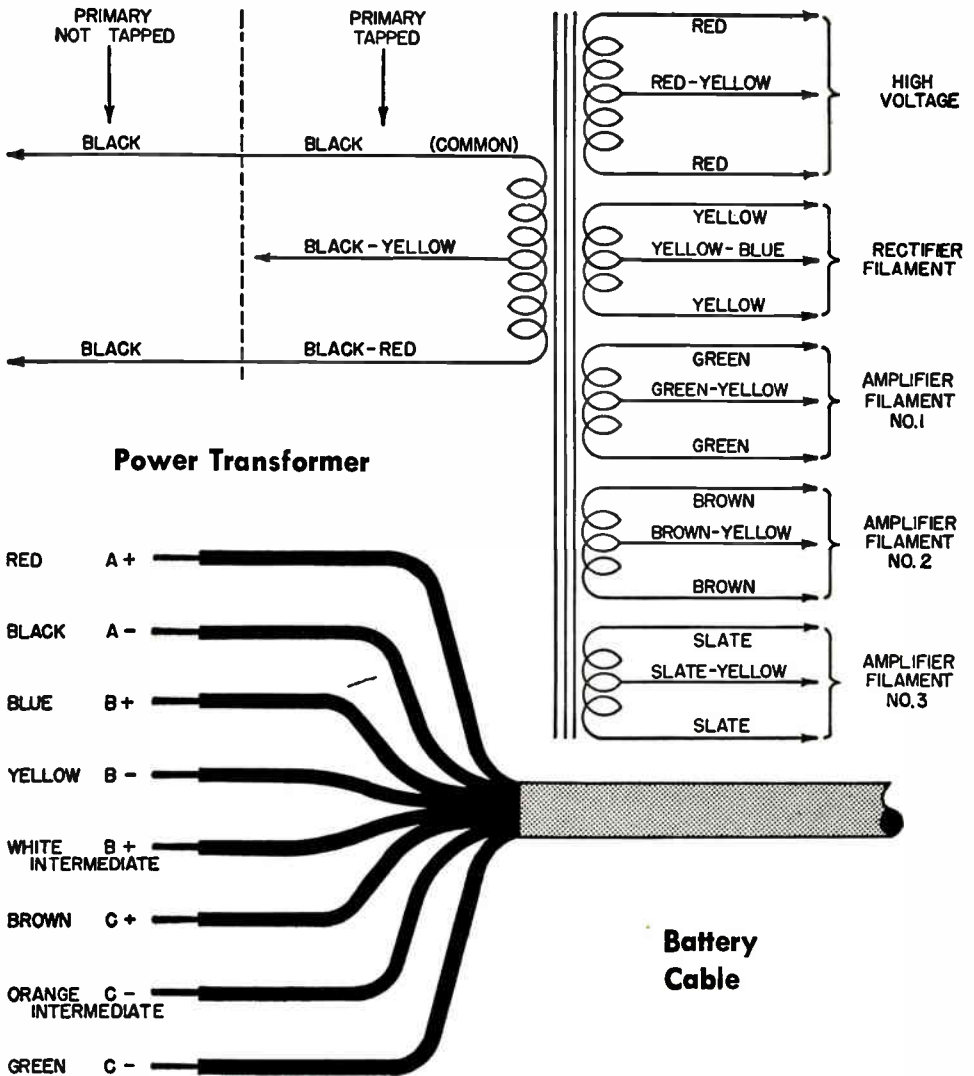
Capacitance in micromicrofarads (μμf.)

| Dot Color | Significant Figures | | | Decimal Multiplier | Capacitive Tolerance | DC Test Voltage | Dot Color |
|--------------|------------------------|---|---|-----------------------|-------------------------|--------------------|--------------|
| | A | B | C | | | | |
| Black | 0 | 0 | 0 | — | — | — | Black |
| Brown | 1 | 1 | 1 | 10 | ± 1% | 100 | Brown |
| Red | 2 | 2 | 2 | 100 | ± 2% | 200 | Red |
| Orange | 3 | 3 | 3 | 1,000 | ± 3% | 300 | Orange |
| Yellow | 4 | 4 | 4 | 10,000 | ± 4% | 400 | Yellow |
| Green | 5 | 5 | 5 | 100,000 | ± 5% | 500 | Green |
| Blue | 6 | 6 | 6 | 1,000,000 | ± 6% | 600 | Blue |
| Violet | 7 | 7 | 7 | 10,000,000 | ± 7% | 700 | Violet |
| Gray | 8 | 8 | 8 | 100,000,000 | ± 8% | 800 | Gray |
| White | 9 | 9 | 9 | 1,000,000,000 | ± 9% | 900 | White |
| Gold | — | — | — | 0.1 | ± 5% | 1,000 | Gold |
| Silver | — | — | — | 0.01 | ± 10% | 2,000 | Silver |
| No Color | — | — | — | — | ± 20% | 500 | No Color |

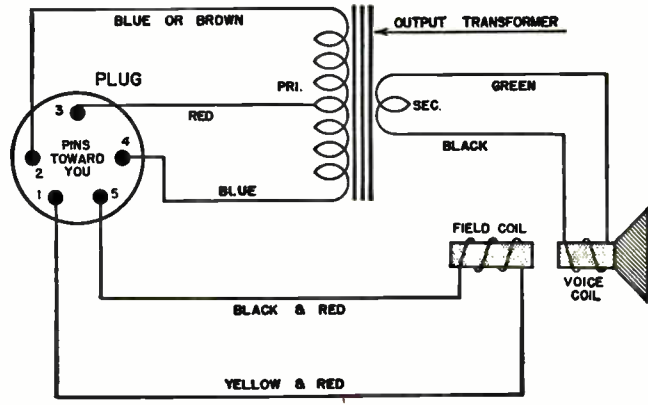
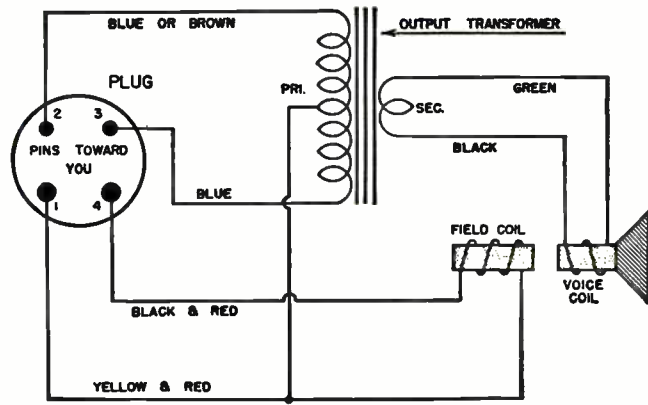
RMA Color Codes

The color codes on the preceding and two following pages are used by most radio and instrument manufacturers in the wiring of their products, and by parts manufacturers for identifying lead placement or resistor and capacitor values, ratings, and tolerances. These have been included for whatever help they may provide in identifying parts and

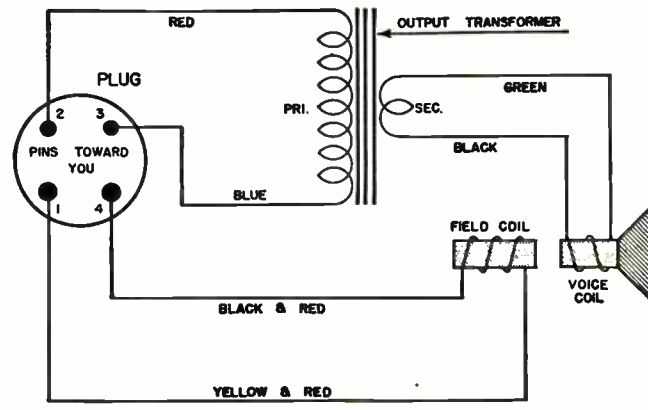
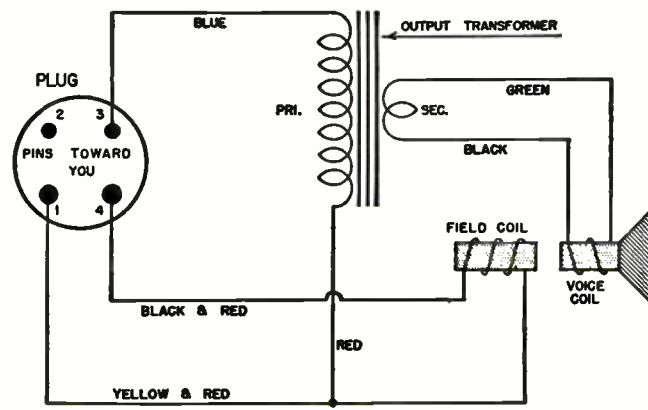
leads when shooting trouble. Since all manufacturers do not use these codes, however, due caution must be observed to determine whether or not the set, instrument, or part under examination does or does not follow the code colors given here. A quick check with a voltmeter, ohmmeter, or continuity meter is usually all that is needed to establish this fact.



Speaker Leads and Plug Connections

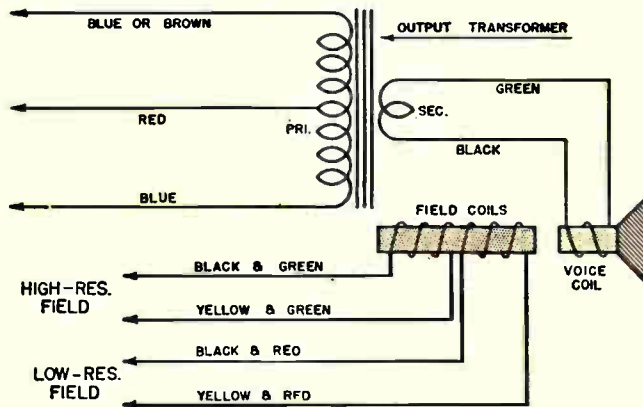
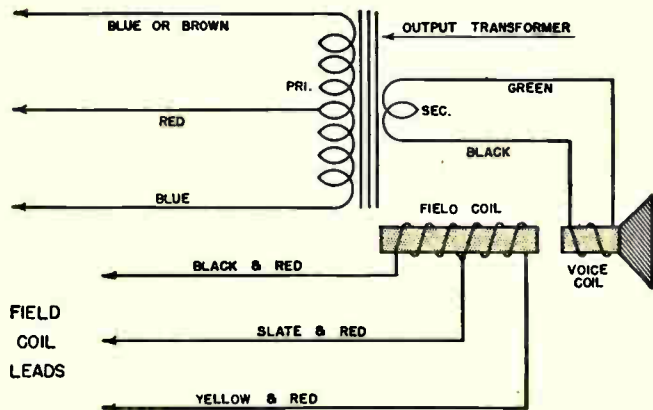


Speaker Leads and Plug Connections



RMA Color Codes—(Continued)

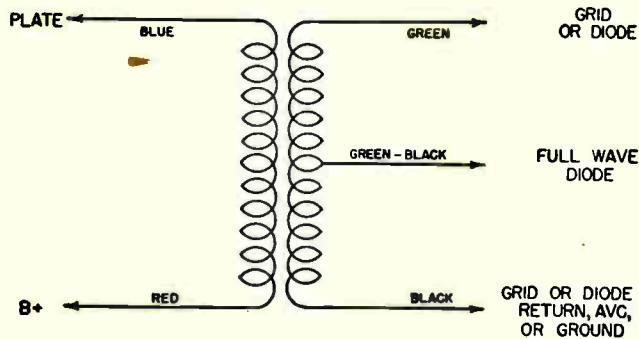
Speaker Lead Color Codes—(Continued)



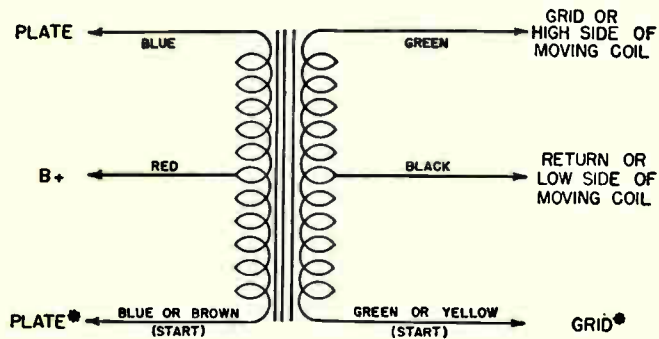
RMA Color Codes—(Continued)

32

I-F Transformers



Audio & Output Transformers



* FOUND ONLY ON PUSH-PULL PRIMARY OR SECONDARY WINDINGS

Pilot Lamp Data

| | | | | | | |
|---|---------------------|-----------------------------------|--|-------------------|---------------------|---------------------|
| Maximum Size See Chart below for dimensions | | | | | | |
| | Type No. | T-3 $\frac{1}{4}$ | T-3 $\frac{1}{4}$ | G-3 $\frac{1}{2}$ | G-3 $\frac{1}{2}$ | G-4 $\frac{1}{2}$ |
| | Base | Screw (Miniature) | Bayonet (Miniature) | Screw (Miniature) | Bayonet (Miniature) | Bayonet (Miniature) |
| | Bulb | Tubular | Tubular | Small Round | Small Round | Large Round |
| | Lamp Numbers | 40 41 42 46 48 292 | 40A 43 44 45 47 49 49A 292A | 50 | 51 | 55 |

| Lamp No. | Bead Color | Base (Miniature) | Bulb Type | RATING | | Used for | Maximum Dimensions (See illustrations above) | | |
|-----------------|------------|------------------|-------------------|--------|-------|--|--|-------------------|-------------------|
| | | | | Volts | Amps. | | A | B | C |
| 40 | Brown | Screw | T-3 $\frac{1}{4}$ | 6-8 | 0.15 | Dials | 1 $\frac{1}{2}$ " | 2 $\frac{3}{8}$ " | 1 $\frac{1}{8}$ " |
| 40A† | Brown | Bayonet | T-3 $\frac{1}{4}$ | 6-8 | 0.15 | Dials | 1 $\frac{1}{2}$ " | 2 $\frac{3}{8}$ " | 1 $\frac{1}{8}$ " |
| 41 | White | Screw | T-3 $\frac{1}{4}$ | 2.5 | 0.5 | Dials | 1 $\frac{1}{2}$ " | 2 $\frac{3}{8}$ " | 1 $\frac{1}{8}$ " |
| 42 | Green | Screw | T-3 $\frac{1}{4}$ | 3.2 | ‡ | Dials | 1 $\frac{1}{2}$ " | 2 $\frac{3}{8}$ " | 1 $\frac{1}{8}$ " |
| 43 | White | Bayonet | T-3 $\frac{1}{4}$ | 2.5 | 0.5 | Dials and Tuning Meters | 1 $\frac{1}{2}$ " | 2 $\frac{3}{8}$ " | 1 $\frac{1}{8}$ " |
| 44 | Blue | Bayonet | T-3 $\frac{1}{4}$ | 6-8 | 0.25 | Dials and Tuning Meters | 1 $\frac{1}{2}$ " | 2 $\frac{3}{8}$ " | 1 $\frac{1}{8}$ " |
| 45 | * | Bayonet | T-3 $\frac{1}{4}$ | 3.2 | ‡ | Dials | 1 $\frac{1}{2}$ " | 2 $\frac{3}{8}$ " | 1 $\frac{1}{8}$ " |
| 46 [▲] | Blue | Screw | T-3 $\frac{1}{4}$ | 6-8 | 0.25 | Dials and Tuning Meters | 1 $\frac{1}{2}$ " | 2 $\frac{3}{8}$ " | 1 $\frac{1}{8}$ " |
| 47† | Brown | Bayonet | T-3 $\frac{1}{4}$ | 6-9 | 0.15 | Dials | 1 $\frac{1}{2}$ " | — | 1 $\frac{1}{8}$ " |
| 48 | Pink | Screw | T-3 $\frac{1}{4}$ | 2.0 | 0.06 | Battery Set Dials | 1 $\frac{1}{2}$ " | 2 $\frac{3}{8}$ " | 1 $\frac{1}{8}$ " |
| 49§ | Pink | Bayonet | T-3 $\frac{1}{4}$ | 2.0 | 0.06 | Battery Set Dials | 1 $\frac{1}{2}$ " | 2 $\frac{3}{8}$ " | 1 $\frac{1}{8}$ " |
| ■ | White | Screw | T-3 $\frac{1}{4}$ | 2.1 | 0.12 | Dials | 1 $\frac{1}{2}$ " | — | — |
| 49A§ | White | Bayonet | T-3 $\frac{1}{4}$ | 2.1 | 0.12 | Dials | 1 $\frac{1}{2}$ " | 2 $\frac{3}{8}$ " | 1 $\frac{1}{8}$ " |
| 50 | White | Screw | G-3 $\frac{1}{2}$ | 6-8 | 0.2 | Auto-Radio Dials; Flashlights | 1 $\frac{1}{2}$ " | 2 $\frac{3}{8}$ " | 1 $\frac{1}{8}$ " |
| 51 [▲] | White | Bayonet | G-3 $\frac{1}{2}$ | 6-8 | 0.2 | Auto-Radio Dials; Panel Boards | 1 $\frac{1}{2}$ " | 1 $\frac{1}{2}$ " | 1 $\frac{1}{8}$ " |
| — | White | Screw | G-4 $\frac{1}{2}$ | 6-8 | 0.4 | Auto-Radio Dials; Flashlights | 1 $\frac{1}{2}$ " | — | — |
| 55 | White | Bayonet | G-4 $\frac{1}{2}$ | 6-8 | 0.4 | Auto-Radio Dials; Parking Lights | 1 $\frac{1}{2}$ " | 1 $\frac{1}{2}$ " | 1 $\frac{1}{8}$ " |
| 292* | White | Screw | T-3 $\frac{1}{4}$ | 2.9 | 0.17 | Dials | 1 $\frac{1}{2}$ " | 2 $\frac{3}{8}$ " | 1 $\frac{1}{8}$ " |
| 292A* | White | Bayonet | T-3 $\frac{1}{4}$ | 2.9 | 0.17 | Dials and Coin Machines | 1 $\frac{1}{2}$ " | 2 $\frac{3}{8}$ " | 1 $\frac{1}{8}$ " |
| 1455 | Brown | Screw | G-5 | 18.0 | 0.25 | Coin Machines | — | — | — |
| 1455A | Brown | Bayonet | G-5 | 18.0 | 0.25 | Coin Machines | — | — | — |

* White in G.E. and Sylvania; Green in National Union Raytheon and Tung-Sol.

‡ 0.35 in G.E. and Sylvania; 0.5 in National Union Raytheon and Tung-Sol.

† 40A and 47 are interchangeable.

§ 49 and 49A are interchangeable.

▲ Have frosted bulb.

■ Replace with No. 48.

• Use in 2.5 volt sets where regular bulb burns out too frequently.

Plug-In Ballast Resistor Data

Plug-in ballast resistors which are numbered in accordance with RMA standards, are coded as follows:

First: A prefix *K*, *L*, or *M*, where

K denotes #40 6.3 v. 0.15 a. pilot lamp,
L denotes #46 6.3 v. 0.25 a. pilot lamp,
M denotes #51 6.3 v. 0.2 a. pilot lamp.

A letter *B* prefixing *K*, *L*, or *M*, indicates ballast action on pilot light section.

A letter *X* following *K*, *L*, or *M*, denotes a 4-prong base type mounting.

Second: A number, which indicates the voltage drop across the entire resistor unit, including pilot lamp section, at the standard current of 0.3 ampere.

Third: A letter A, B, C, D . . . etc., repre-

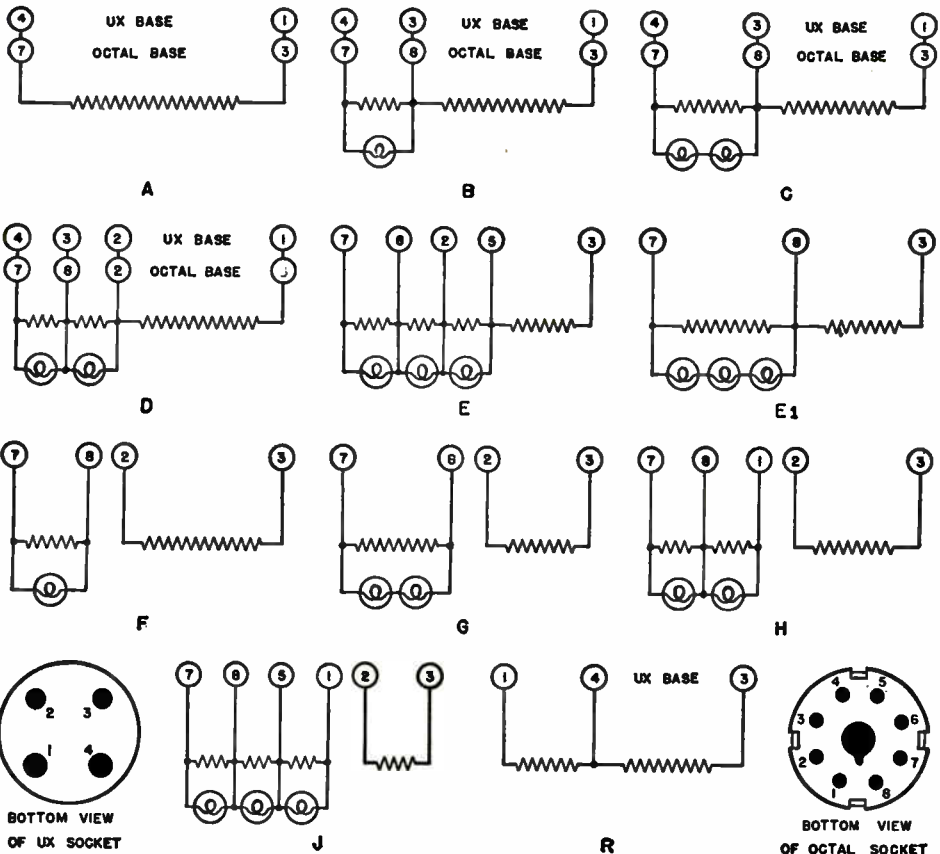
senting the circuit arrangement as designated by the lettered diagrams shown below.

Fourth: A suffix *G*, *MG*, or *J*, where

G indicates a glass type envelope,
MG indicates a metal-glass type envelope,
J indicates a direct zero resistance connection between #3 and #4, or #6 and #7, or #5 and #3 prongs of the base.

Voltage drop values and tube complements most commonly used with plug-in ballast resistors, are as follows:

80 V. drop for 2-6.3 V., and 1-25 V., tubes,
 55 V. drop for 2-6.3 V., and 2-25 V., tubes,
 49 V. drop for 3-6.3 V., and 2-25 V., tubes,
 42 V. drop for 4-6.3 V., and 2-25 V., tubes,
 36 V. drop for 5-6.3 V., and 2-25 V., tubes,
 23 V. drop for 3-6.3 V., and 3-25 V., tubes.



Interchangeable Tubes

| Tube Number | Replace with | Tube Number | Replace with | Tube Number | Replace with |
|-------------|------------------------|-------------|------------------------|-------------|--------------|
| 01AA | 01A | 5Z4MG | 5Y3GT/G | 6K5G | 6K5GT |
| 0Z4A | CK1003/0Z4A | 6A7M | 6A8 | 6K5GT | 6K5G |
| 1 | 1-v | 6A8 | •6A8GT | 6K6G | or 6K5GT/G |
| 1A4 | 34 | 6A8MG | •6A8GT | 6K6GT | 6K6GT/G |
| 1A4P | 34 | 6AB5 | 6AB5/6N5 | 6K6MG | 6K6GT/G |
| 1A4T | §1A4-P | 6AC5G | 6AC5GT/G | 6K7 | •6K7GT |
| 1A5G | 1A5GT/G | 6AC5GT | 6AC5GT/G | 6K7M | 6K7 |
| 1A5GT | 1A5GT/G | 6AC5GT/G | 6AC5GT | 6K7MG | •6K7GT |
| 1B4/951 | 32 | 6AE5G | 6AE5GT/G | 6K8 | 6K8GT |
| 1B4P | 32 | 6AE5GT | 6AE5GT/G | 6K8G | ▲6K8 |
| 1B4T | §1B4P | 6B6M | 6B6G | 6L6 | 6L6G |
| 1B5/25S | *1H6G | 6B7M | 6B8 | 6L7 | 6L7G |
| 1B7G | 1B7GT | 6B8 | 6B8G | 6L7 | ▲6L7 |
| 1B7GT | 1B7G | 6B8G | 6B8G | 6N5 | 6AB5/6N5 |
| 1C5G | 1C5GT/G | 6C5 | {6J5GT/G or 6C5GT/G | 6N6 | 6N6G |
| 1C5GT | 1C5GT/G | 6C5G | {6J5GT/G or 6C5GT/G | 6N6MG | 6N6G |
| 1E5G | 1E5GP | 6C5GT | {6J5GT/G or 6C5GT/G | 6N7 | 6N7GT/G |
| 1F6 | *1F7G | 6C5GT/G | {6J5GT/G or 6C5GT/G | 6N7G | 6N7GT/G |
| 1F7GH | 1F7G | 6C5MG | {6J5GT/G or 6C5 | 6N7MG | 6N7 |
| 1G4G | 1G4GT/G | 6D7 | †6C6 | 6P5G | 6P5GT/G |
| 1G4GT | 1G4GT/G | 6E7 | †6D6 | 6P5GT | 6P5GT/G |
| 1G6G | 1G6GT/G | 6F5 | •6F5GT | 6Q6G | 6T7G |
| 1G6GT | 1G6GT/G | 6F5MG | •6F5GT | 6Q7 | •6Q7GT |
| 1P5G | 1P5GT | 6F6 | 6F6G | 6Q7MG | •6Q7GT |
| 1Q5G | 1Q5GT/G | 6F6GT | 6F6 | 6R7 | 6R7GT |
| 1Q5GT | 1Q5GT/G | 6F6GT/G | 6F6G | 6R7MG | 6R7GT |
| 2A3H | 2A3 | 6F6M | 6F6 | 6S7 | 6S7G |
| 2A6S | •2A6 | 6F6MG | 6F6 | 6SA7 | 6SA7GT/G |
| 2A7S | •2A7 | 6F7S | •6F7 | 6SA7GT | ▲§6SA7GT/G |
| 2B7S | •2B7 | 6G5 | 6U5/6G5 | 6SC7 | *7F7 |
| 2Y2 | 2X2/879 | 6H5 | 6U5/6G5 | 6SF5 | 6SF5GT |
| 3Q5G | 3Q5GT/G | 6H6 | 6H6GT/G | 6SF5GT/G | 6SF5GT |
| 3Q5GT | 3Q5GT/G | 6H6G | 6H6GT/G | 6SJ7 | 6SJ7GT |
| 5T4 | 5U4G | 6H6G | 6H6GT/G | 6SJ7GT/G | 6SJ7GT |
| 5W4 | 5Y3GT/G | 6H6GT | 6H6GT/G | 6SK7 | 6SK7GT/G |
| 5W4G | {5Y3GT/G or 5W4GT/G | 6H6MG | 6H6GT/G | 6SK7GT | 6SK7GT/G |
| 5W4GT | {5Y3GT/G or 5W4GT/G | 6J5 | 6J5GT/G | 6SQ7 | 6SQ7GT/G |
| 5W4GT/G | 5Y3GT/G | 6J5G | 6J5GT/G | 6SQ7G | 6SQ7GT/G |
| 5Y3G | 5Y3GT/G | 6J5GT | 6J5GT/G | 6T5 | 6U5/6G5 |
| 5Y3GT | 5Y3GT/G | 6J5MG | 6J5GT/G | 6T7G/6Q6G | 6T7G |
| 5Z4 | 5Y3GT/G | 6J7 | 6J7GT | 6U5 | 6U5/6G5 |
| 5Z4G | 5Y3GT/G | 6J7MG | 6J7GT | | |
| 5Z4GT/G | 5Y3GT/G | | | | |

* Socket change necessary.
 † A close fitting shield is necessary.
 ‡ When heaters are connected in parallel.
 ■ Be sure power transformer can supply extra heater current.
 ● In r-f or i-f stage use a close fitting tube shield.

▲ In a pentagrid converter or mixer stage, it may be necessary to realign the oscillator tuning condenser with the r-f tuning condenser.
 § Depends on receiver circuit.
 ◆ Where space permits.

Interchangeable Tubes—(Continued)

| Tube Number | Replace with | Tube Number | Replace with | Tube Number | Replace with |
|-------------|-------------------------|-------------|-------------------------|-------------------------------------|---------------------|
| 6V6 | 6V6GT/G | 13 | 80 | 40Z5GT | 45Z5GT |
| 6V6G | 6V6GT/G | 13B | 80 | 43MG | 25A6GT } or 25A6 |
| 6V6GT | 6V6GT/G | 14A7 | 14A7/12B7 | 44 | 39/44 |
| 6X5 | 6X5GT/G | 14Z3 | 12Z3 | 50Y6G | 50Y6GT/G |
| 6X5G | 6X5GT/G | 16 | 81 | 50Y6GT | 50Y6GT/G |
| 6X5GT | 6X5GT/G | 16B | 81 | 51 | 35/51 or 35 |
| 6X5MG | 6X5GT/G | 24 | 24A | 51S | 35 |
| 6Y5S | 6Y5 | 24S | 24A | 55S | 55 |
| 6Y6GT | 6Y6G | 25/25S | 1H6G | 56A | 76 |
| 6Z3 | 1-v | 25A6 | 25A6GT | 56AS | 76 |
| 6Z4 | 84/6Z4 | 25A6G | 25A6GT } or 25A6GT/G | 56S | 56 |
| 6Z5/12Z5 | 6Z5 | 25A6GT | 25A6GT/G | 57A | 6C6 |
| 7A7LM | 7A7 | 25A6GT/G | 25A6GT | 57AS | 6C6 |
| 7B5LT | 7B5 | 25A6MG | 25A6GT | 57S | 57 |
| 7B6LM | 7B6 | 25A7G | 25A7GT/G | 58A | 6D6 |
| 12B7GL | 14A7/12B7 | 25A7GT | 25A7GT/G | 58AS | 6D6 |
| 12B7ML | 14A7/12B7 | 25AC5G | 25AC5GT/G | 58S | 58 |
| 7B8LM | 7B8 | 25AC5GT | 25AC5GT/G | 64 | 36 |
| 7C5LT | 7C5 | 25AC5GT/G | 25AC5GT | 64A | 36 |
| 7G7 | 7G7/1232 | 25L6 | 25L6GT/G | 65 | 39/44 |
| 12A8G | 12A8GT } or 12A8GT/G | 25L6G | 25L6GT/G | 65A | 39/44 |
| 12A8GT | 12A8GT/G | 25L6GT | 25L6GT/G | 67 | 37 |
| 12B7 | 14A7/12B7 | 25S | 1B5/25S | 67A | 37 |
| 12J7G | 12J7GT/G | 25Y5 | 25Z5 | 68 | 38 |
| 12J7GT | 12J7GT/G | 25Z5MG | 25Z6GT/G } or 25Z6 | 68A | 38 |
| 12K7G | 12K7GT | 25Z6 | 25Z6GT/G } or 25Z5MG | 71 | 71A |
| 12K7GT | 12K7G } or 12K7GT/G | 25Z6G | 25Z6GT/G | 71B | 71A |
| 12K8 | 12K8GT | 25Z6GT | 25Z6GT/G | 75S | 75 |
| 12K8GT | 12K8 | 25Z6MG | 25Z6GT/G | 80M | 83 |
| 12Q7G | 12Q7GT } or 12Q7GT/G | 27HM | 56 | 84 | 84/6Z4 |
| 12Q7GT | 12Q7GT/G | 27S | 27 | 85S | 85 |
| 12SA7 | 12SA7GT/G | 35 | 35/51 | 88 | 83 |
| 12SA7G | 12SA7GT/G | 35A5LT | 35A5 | 95 | 2A5 |
| 12SA7GT | 12SA7GT/G | 35L6G | 35L6GT/G | 98 | 84 |
| 12SF5 | 12SF5GT | 35L6GT | 35L6GT/G | 110 | 10 |
| 12SF5GT/G | 12SF5GT | 35Z3LT | 35Z3 | 117L7GT | 117L/M7GT |
| 12SJ7 | 12SJ7GT | 35Z5G | 35Z5GT/G | 117L7GT } 117M7GT } 117L7GT/G | 117L/M7GT |
| 12SJ7GT/G | 12SJ7GT | 35Z5GT | 35Z5GT/G | 117L7GT/G | 117L/M7GT |
| 12SK7 | 12SK7GT/G | 36A | 36 | 117M7GT | 117L/M7GT |
| 12SK7GT | 12SK7GT/G | 37A | 37 | 117P7GT | 117N7GT |
| 12SQ7 | 12SQ7GT/G | 38A | 38 | 117Z6G | 117Z6GT/G |
| 12SQ7GT | 12SQ7GT/G | 39 | 39/44 | 117Z6GT | 117Z6GT/G |
| 12Z5/6Z5 | 6Z5 | 39A | 39/44 | 124 | 24A |
| | | | | 126 | 26 |

* Socket change necessary.

† A close fitting shield is necessary.

‡ When heaters are connected in parallel.

■ Be sure power transformer can supply extra heater current.

● In r-f or i-f stage use a close fitting tube shield.

▲ In a pentagrid converter or mixer stage, it may be necessary to realign the oscillator tuning condenser with the r-f tuning condenser.

§ Depends on receiver circuit.

◆ Where space permits.

Interchangeable Tubes—(Continued)

| Tube Number | Replace with | Tube Number | Replace with | Tube Number | Replace with |
|-------------|--------------|-------------|--------------|-------------|--------------|
| 127 | 27 | 240 | 40 | 430 | 30 |
| 130 | 30 | 245 | 45 | 431 | 31 |
| 131 | 31 | 247 | 47 | 432 | 32 |
| 132 | 32 | 250 | 50 | 433 | 33 |
| 133 | 33 | 264 | 864 | 434 | 34 |
| 134 | 34 | 280 | 80 | 435 | 35 |
| 135 | 35 | 281 | 81 | 436 | 36 |
| 136A | 36 | 310 | 10 | 437 | 37 |
| 137A | 37 | 313 | 80 | 438 | 38 |
| 138A | 38 | 313B | 80 | 439 | 39/44 |
| 139A | 39/44 | 316 | 81 | 441 | 41 |
| 145 | 45 | 316B | 81 | 442 | 42 |
| 147 | 47 | 324A | 24A | 444 | 39/44 |
| 150 | 50 | 326 | 26 | 445 | 45 |
| 171A | 71A | 327 | 27 | 446 | 46 |
| 180 | 80 | 330 | 30 | 447 | 47 |
| 181 | 81 | 331 | 31 | 450 | 50 |
| 182A | 71A | 332 | 32 | 456 | 56 |
| 183 | 183/483 | 333 | 33 | 457 | 57 |
| 210 | 10 | 334 | 34 | 458 | 58 |
| 213 | 80 | 335 | 35 | 471A | 71A |
| 213B | 80 | 336 | 36 | 480 | 80 |
| 216 | 81 | 337 | 37 | 481 | 81 |
| 216B | 81 | 338 | 38 | 482 | 82 |
| 224A | 24A | 345 | 45 | 482A | 71A |
| 226 | 26 | 347 | 47 | 483 | 183/483 |
| 227 | 27 | 350 | 50 | 551 | 35 |
| 230 | 30 | 371A | 71A | 585 | 50 |
| 232 | 32 | 374 | 874 | 586 | 50 |
| 233 | 33 | 380 | 80 | 951 | 32 or 1B4P |
| 234 | 34 | 381 | 81 | 986 | 83 |
| 235 | 35 | 410 | 10 | 1232 | 7G7/1232 |
| 236 | 36 | 424A | 24A | 1852 | 6AC7/1852 |
| 237 | 37 | 426 | 26 | 1853 | 6AB7/1853 |
| 238 | 38 | 427 | 27 | | |

| Tube Number | Replace with | Tube Number | Replace with | Tube Number | Replace with |
|------------------|--------------|-------------|--------------|-------------|--------------|
| AC22 | 24A | H250 | 1223 | PZH | 2A5 |
| AD | 1-v | K27 | 27 | RE1 | 80 |
| AF | 82 | KR1 | 1-v | SS6C5G | SS6J5GT/G |
| AG | 83 | KR25 | 2A5 | SS6K6G | SS6K6GT/G |
| D _{3/4} | 81 | KR28 | 84 | SS6N7G | SS6N7GT/G |
| D1 | 80 | LA | 6A4 | SS6V6G | SS6V6GT/G |
| DE1 | 27 | P861 | 84 | SS6X5G | SS6X5GT/G |
| G84/2Z2 | 2Z2/G84 | PZ | 47 | | |

* Socket change necessary.

† A close fitting shield is necessary.

‡ When heaters are connected in parallel.

■ Be sure power transformer can supply extra heater current.

● In r-f or i-f stage use a close fitting tube shield.

▲ In a pentagrid converter or mixer stage, it may be necessary to realign the oscillator tuning condenser with the r-f tuning condenser.

§ Depends on receiver circuit.

◆ Where space permits.


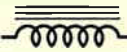








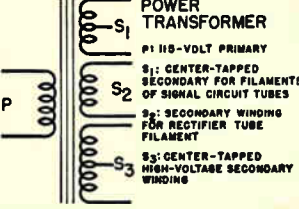


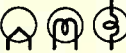







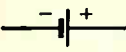







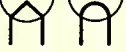

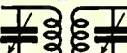
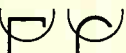

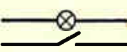
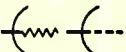

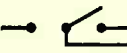
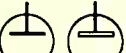
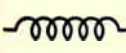
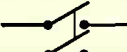



Abbreviations and Letter Symbols

Many of the abbreviations given are in lower-case letters. Obviously, however, there will be occasions such as when the abbreviations are used in titles where the original word would have been capitalized. In these cases, the abbreviation should be similarly capitalized.

A two-word adjective expression should contain a hyphen.

| <i>Term</i> | <i>Abbreviation</i> | <i>Term</i> | <i>Abbreviation</i> |
|-------------------------------------|-----------------------------|----------------------------------|-----------------------------|
| Admittance..... | <i>Y</i> | Low-frequency (adjective)..... | <i>l-f</i> |
| Alternating-current (adjective).... | <i>a-c</i> | Low frequency (noun)..... | <i>l.f.</i> |
| Alternating current (noun)..... | <i>a.c.</i> | Magnetic field intensity..... | <i>H</i> |
| Ampere..... | <i>a</i> | Megacycle..... | <i>Mc</i> |
| Angular velocity ($2\pi f$)..... | ω | Megohm..... | <i>MΩ</i> |
| Antenna..... | <i>ant.</i> | Meter..... | <i>m</i> |
| Audio-frequency (adjective)..... | <i>a-f</i> | Microampere..... | μa |
| Audio frequency (noun)..... | <i>a.f.</i> | Microfarad (mfd)..... | μf |
| Automatic volume control..... | <i>a.v.c.</i> | Microhenry..... | μh |
| Automatic volume expansion..... | <i>a.v.e.</i> | Micromicrofarad (mmfd)..... | $\mu\mu f$ |
| Capacitance..... | <i>C</i> | Microvolt..... | μv |
| Capacitive reactance..... | <i>X_C</i> | Microvolt per meter..... | $\mu v/m$ |
| Centimeter..... | <i>cm</i> | Microwatt..... | μw |
| Conductance..... | <i>G</i> | Milliampere..... | <i>ma</i> |
| Continuous waves..... | <i>c.w.</i> | Millihenry..... | <i>mh</i> |
| Current..... | <i>I, i</i> | Millivolt..... | <i>mv</i> |
| Cycles per second..... | \sim | Millivolt per meter..... | <i>mv/m</i> |
| Decibel..... | <i>db</i> | Milliwatt..... | <i>mw</i> |
| Direct-current (adjective)..... | <i>d-c</i> | Modulated continuous waves..... | <i>m.c.w.</i> |
| Direct current (noun)..... | <i>d.c.</i> | Mutual inductance..... | <i>M</i> |
| Double cotton covered..... | <i>d.c.c.</i> | Ohm..... | Ω |
| Double pole, double throw..... | <i>d.p.d.t.</i> | Power..... | <i>P</i> |
| Double pole, single throw..... | <i>d.p.s.t.</i> | Power factor..... | <i>p.f.</i> |
| Double silk covered..... | <i>d.s.c.</i> | Radio-frequency (adjective)..... | <i>r-f</i> |
| Electric field intensity..... | <i>E</i> | Radio frequency (noun)..... | <i>r.f.</i> |
| Electromotive force..... | <i>e.m.f.</i> | Reactance..... | <i>X</i> |
| Frequency..... | <i>f</i> | Resistance..... | <i>R</i> |
| Frequency modulation..... | <i>f.m.</i> | Revolutions per minute..... | <i>r.p.m.</i> |
| Ground..... | <i>gnd.</i> | Root mean square..... | <i>r.m.s.</i> |
| Henry..... | <i>h</i> | Self-inductance..... | <i>L</i> |
| High-frequency (adjective)..... | <i>h-f</i> | Short wave..... | <i>s.w.</i> |
| High frequency (noun)..... | <i>h.f.</i> | Single cotton covered..... | <i>s.c.c.</i> |
| Impedance..... | <i>Z</i> | Single cotton enamel..... | <i>s.c.e.</i> |
| Inductance..... | <i>L</i> | Single pole, double throw..... | <i>s.p.d.t.</i> |
| Inductive reactance..... | <i>X_L</i> | Single pole, single throw..... | <i>s.p.s.t.</i> |
| Intermediate-frequency (adjective) | <i>i-f</i> | Single silk covered..... | <i>s.s.c.</i> |
| Intermediate frequency (noun).... | <i>i.f.</i> | Tuned radio frequency..... | <i>t.r.f.</i> |
| Interrupted continuous waves..... | <i>i.c.w.</i> | Ultra high frequency..... | <i>u.h.f.</i> |
| Kilocycle..... | <i>kc</i> | Vacuum tube voltmeter..... | <i>v.t.v.m</i> |
| Kilohm..... | <i>kΩ</i> | Volt..... | <i>v</i> |
| Kilovolt..... | <i>kv</i> | Voltage..... | <i>E, e</i> |
| Kilovolt ampere..... | <i>kva</i> | Volt-Ohm-Milliammeter..... | <i>v.o.m.</i> |
| Kilowatt..... | <i>kw</i> | Watt..... | <i>w</i> |

Schematic Symbols Used in Radio Diagrams

| | | |
|---|---|--|
|  <p>ANTENNA (AERIAL)</p> |  <p>IRON-CORE CHOKO COIL</p> |  <p>SWITCH (ROTARY OR SELECTOR)</p> |
|  <p>GROUND (OR CHASSIS CONNECTION)</p> |  <p>R. F. TRANSFORMER (AIR CORE)</p> |  <p>CRYSTAL DETECTOR</p> |
|  <p>LOOP AERIAL (USUALLY BUILT INTO CABINET OF RECEIVER)</p> |  <p>A. F. TRANSFORMER (IRON CORE)</p> |  <p>LIGHTNING ARRESTER</p> |
|  <p>CONNECTION</p> |  <p>POWER TRANSFORMER P1 115-VOLT PRIMARY S1: CENTER-TAPPED SECONDARY FOR FILAMENTS OF SIGNAL CIRCUIT TUBES S2: SECONDARY WINDING FOR RECTIFIER TUBE FILAMENT S3: CENTER-TAPPED HIGH-VOLTAGE SECONDARY WINDING</p> |  <p>FUSE</p> |
|  <p>NO CONNECTION</p> | |  <p>PILOT LAMP</p> |
|  <p>NO CONNECTION (WHEN CONNECTIONS ARE INDICATED BY DOTS)</p> | |  <p>HEADPHONES</p> |
|  <p>CONNECTION (WHEN NO-CONNECTION CROSS-OVERS ARE INDICATED BY HALF- CIRCLES)</p> | |  <p>FIXED CONDENSER (MICA OR PAPER)</p> |
|  <p>TERMINAL</p> |  <p>FIXED CONDENSER (ELECTROLYTIC)</p> |  <p>LOUDSPEAKER, P. M. DYNAMIC</p> |
|  <p>ONE CELL OR "A" BATTERY</p> |  <p>VARIABLE CONDENSER</p> |  <p>LOUDSPEAKER, ELECTRODYNAMIC</p> |
|  <p>MULTI-CELL OR "B" BATTERY</p> |  <p>GANG TUNING CONDENSER</p> |  <p>PHONO PICK-UP</p> |
|  <p>RESISTOR</p> |  <p>TRIMMER AND PADDER CONDENSER</p> |  <p>FILAMENT</p> |
|  <p>POTENTIOMETER</p> |  <p>I. F. TRANSFORMER (DOUBLE-TUNED)</p> |  <p>CATHODE</p> |
|  <p>TAPPED RESISTOR OR VOLTAGE DIVIDER</p> |  <p>POWER SWITCH (S. P. S. T.)</p> |  <p>GRID</p> |
|  <p>RHEOSTAT</p> |  <p>SWITCH (S. P. D. T.)</p> |  <p>PLATE</p> |
|  <p>AIR-CORE CHOKO COIL</p> |  <p>SWITCH (D. P. S. T.)</p> |  <p>3-ELEMENT VACUUM TUBE</p> |
| |  <p>SWITCH (D. P. D. T.)</p> |  <p>ALIGNING KEY OF OCTAL BASE</p> |

Common Logarithms

| N | 0 | 1 | 2 | 3 | 4 | 5 | 6 | 7 | 8 | 9 | N |
|----|------|------|------|------|------|------|------|------|------|------|----|
| 10 | 0000 | 0043 | 0086 | 0128 | 0170 | 0212 | 0253 | 0294 | 0334 | 0374 | 10 |
| 11 | 0414 | 0453 | 0492 | 0531 | 0569 | 0607 | 0645 | 0682 | 0719 | 0755 | 11 |
| 12 | 0792 | 0828 | 0864 | 0899 | 0934 | 0969 | 1004 | 1038 | 1072 | 1106 | 12 |
| 13 | 1139 | 1173 | 1208 | 1239 | 1271 | 1303 | 1335 | 1367 | 1399 | 1430 | 13 |
| 14 | 1461 | 1492 | 1523 | 1553 | 1584 | 1614 | 1644 | 1673 | 1703 | 1732 | 14 |
| 15 | 1761 | 1790 | 1818 | 1847 | 1875 | 1903 | 1931 | 1959 | 1987 | 2014 | 15 |
| 16 | 2041 | 2068 | 2095 | 2122 | 2148 | 2175 | 2201 | 2227 | 2253 | 2279 | 16 |
| 17 | 2304 | 2330 | 2355 | 2380 | 2405 | 2430 | 2455 | 2480 | 2504 | 2529 | 17 |
| 18 | 2553 | 2577 | 2601 | 2625 | 2648 | 2672 | 2695 | 2718 | 2742 | 2765 | 18 |
| 19 | 2788 | 2810 | 2833 | 2856 | 2878 | 2900 | 2923 | 2945 | 2967 | 2989 | 19 |
| 20 | 3010 | 3032 | 3054 | 3075 | 3096 | 3118 | 3139 | 3160 | 3181 | 3201 | 20 |
| 21 | 3222 | 3243 | 3263 | 3284 | 3304 | 3324 | 3345 | 3365 | 3385 | 3404 | 21 |
| 22 | 3424 | 3444 | 3464 | 3483 | 3502 | 3522 | 3541 | 3560 | 3579 | 3598 | 22 |
| 23 | 3617 | 3636 | 3655 | 3674 | 3692 | 3711 | 3729 | 3747 | 3766 | 3784 | 23 |
| 24 | 3802 | 3820 | 3838 | 3856 | 3874 | 3892 | 3909 | 3927 | 3945 | 3962 | 24 |
| 25 | 3979 | 3997 | 4014 | 4031 | 4048 | 4065 | 4082 | 4099 | 4116 | 4133 | 25 |
| 26 | 4150 | 4166 | 4183 | 4200 | 4216 | 4232 | 4249 | 4265 | 4281 | 4298 | 26 |
| 27 | 4314 | 4330 | 4346 | 4362 | 4378 | 4393 | 4409 | 4425 | 4440 | 4456 | 27 |
| 28 | 4472 | 4487 | 4502 | 4518 | 4533 | 4548 | 4564 | 4579 | 4594 | 4609 | 28 |
| 29 | 4624 | 4639 | 4654 | 4669 | 4683 | 4698 | 4713 | 4728 | 4742 | 4757 | 29 |
| 30 | 4771 | 4786 | 4800 | 4814 | 4829 | 4843 | 4857 | 4871 | 4886 | 4900 | 30 |
| 31 | 4914 | 4928 | 4942 | 4955 | 4969 | 4983 | 4997 | 5011 | 5024 | 5038 | 31 |
| 32 | 5051 | 5065 | 5079 | 5092 | 5105 | 5119 | 5132 | 5145 | 5159 | 5172 | 32 |
| 33 | 5185 | 5198 | 5211 | 5224 | 5237 | 5250 | 5263 | 5276 | 5289 | 5302 | 33 |
| 34 | 5315 | 5328 | 5340 | 5353 | 5366 | 5378 | 5391 | 5403 | 5416 | 5428 | 34 |
| 35 | 5441 | 5453 | 5465 | 5478 | 5490 | 5502 | 5514 | 5527 | 5539 | 5551 | 35 |
| 36 | 5563 | 5575 | 5587 | 5599 | 5611 | 5623 | 5635 | 5647 | 5658 | 5670 | 36 |
| 37 | 5682 | 5694 | 5705 | 5717 | 5729 | 5740 | 5752 | 5763 | 5775 | 5786 | 37 |
| 38 | 5798 | 5809 | 5821 | 5832 | 5843 | 5855 | 5866 | 5877 | 5888 | 5899 | 38 |
| 39 | 5911 | 5922 | 5933 | 5944 | 5955 | 5966 | 5977 | 5988 | 5999 | 6010 | 39 |
| 40 | 6021 | 6031 | 6042 | 6053 | 6064 | 6075 | 6085 | 6096 | 6107 | 6117 | 40 |
| 41 | 6128 | 6138 | 6149 | 6160 | 6170 | 6180 | 6191 | 6201 | 6212 | 6222 | 41 |
| 42 | 6232 | 6243 | 6253 | 6263 | 6274 | 6284 | 6294 | 6304 | 6314 | 6325 | 42 |
| 43 | 6335 | 6345 | 6355 | 6365 | 6375 | 6385 | 6395 | 6405 | 6415 | 6425 | 43 |
| 44 | 6435 | 6444 | 6454 | 6464 | 6474 | 6484 | 6493 | 6503 | 6513 | 6522 | 44 |
| 45 | 6532 | 6542 | 6551 | 6561 | 6571 | 6580 | 6590 | 6599 | 6609 | 6618 | 45 |
| 46 | 6628 | 6637 | 6646 | 6656 | 6665 | 6675 | 6684 | 6693 | 6702 | 6712 | 46 |
| 47 | 6721 | 6730 | 6739 | 6749 | 6758 | 6767 | 6776 | 6785 | 6794 | 6803 | 47 |
| 48 | 6812 | 6821 | 6830 | 6839 | 6848 | 6857 | 6866 | 6875 | 6884 | 6893 | 48 |
| 49 | 6902 | 6911 | 6920 | 6928 | 6937 | 6946 | 6955 | 6964 | 6972 | 6981 | 49 |
| 50 | 6990 | 6998 | 7007 | 7016 | 7024 | 7033 | 7042 | 7050 | 7059 | 7067 | 50 |
| 51 | 7076 | 7084 | 7093 | 7101 | 7110 | 7118 | 7126 | 7135 | 7143 | 7152 | 51 |
| 52 | 7160 | 7168 | 7177 | 7185 | 7193 | 7202 | 7210 | 7218 | 7226 | 7235 | 52 |
| 53 | 7243 | 7251 | 7259 | 7267 | 7275 | 7284 | 7292 | 7300 | 7308 | 7316 | 53 |
| 54 | 7324 | 7332 | 7340 | 7348 | 7356 | 7364 | 7372 | 7380 | 7388 | 7396 | 54 |
| N | 0 | 1 | 2 | 3 | 4 | 5 | 6 | 7 | 8 | 9 | N |

Common Logarithms (Continued)

| N | 0 | 1 | 2 | 3 | 4 | 5 | 6 | 7 | 8 | 9 | N |
|----|------|------|------|------|------|------|------|------|------|------|----|
| 55 | 7404 | 7412 | 7419 | 7427 | 7435 | 7443 | 7451 | 7459 | 7466 | 7474 | 55 |
| 56 | 7482 | 7490 | 7497 | 7505 | 7513 | 7520 | 7528 | 7536 | 7543 | 7551 | 56 |
| 57 | 7559 | 7566 | 7574 | 7582 | 7589 | 7597 | 7604 | 7612 | 7619 | 7627 | 57 |
| 58 | 7634 | 7642 | 7649 | 7657 | 7664 | 7672 | 7679 | 7686 | 7694 | 7701 | 58 |
| 59 | 7709 | 7716 | 7723 | 7731 | 7738 | 7745 | 7752 | 7760 | 7767 | 7774 | 59 |
| 60 | 7782 | 7789 | 7796 | 7803 | 7810 | 7818 | 7825 | 7832 | 7839 | 7846 | 60 |
| 61 | 7853 | 7860 | 7868 | 7875 | 7882 | 7889 | 7896 | 7903 | 7910 | 7917 | 61 |
| 62 | 7924 | 7931 | 7938 | 7945 | 7952 | 7959 | 7966 | 7973 | 7980 | 7987 | 62 |
| 63 | 7993 | 8000 | 8007 | 8014 | 8021 | 8028 | 8035 | 8041 | 8048 | 8055 | 63 |
| 64 | 8062 | 8069 | 8075 | 8082 | 8089 | 8096 | 8102 | 8109 | 8116 | 8122 | 64 |
| 65 | 8129 | 8136 | 8142 | 8149 | 8156 | 8162 | 8169 | 8176 | 8182 | 8189 | 65 |
| 66 | 8195 | 8202 | 8209 | 8215 | 8222 | 8228 | 8235 | 8241 | 8248 | 8254 | 66 |
| 67 | 8261 | 8267 | 8274 | 8280 | 8287 | 8293 | 8299 | 8306 | 8312 | 8319 | 67 |
| 68 | 8325 | 8331 | 8338 | 8344 | 8351 | 8357 | 8363 | 8370 | 8376 | 8382 | 68 |
| 69 | 8388 | 8395 | 8401 | 8407 | 8414 | 8420 | 8426 | 8432 | 8439 | 8445 | 69 |
| 70 | 8451 | 8457 | 8463 | 8470 | 8476 | 8482 | 8488 | 8494 | 8500 | 8506 | 70 |
| 71 | 8513 | 8519 | 8525 | 8531 | 8537 | 8543 | 8549 | 8555 | 8561 | 8567 | 71 |
| 72 | 8573 | 8579 | 8585 | 8591 | 8597 | 8603 | 8609 | 8615 | 8621 | 8627 | 72 |
| 73 | 8633 | 8639 | 8645 | 8651 | 8657 | 8663 | 8669 | 8675 | 8681 | 8686 | 73 |
| 74 | 8692 | 8698 | 8704 | 8710 | 8716 | 8722 | 8727 | 8733 | 8739 | 8745 | 74 |
| 75 | 8751 | 8756 | 8762 | 8768 | 8774 | 8779 | 8785 | 8791 | 8797 | 8802 | 75 |
| 76 | 8808 | 8814 | 8820 | 8825 | 8831 | 8837 | 8842 | 8848 | 8854 | 8859 | 76 |
| 77 | 8865 | 8871 | 8876 | 8882 | 8887 | 8893 | 8899 | 8904 | 8910 | 8915 | 77 |
| 78 | 8921 | 8927 | 8932 | 8938 | 8943 | 8949 | 8954 | 8960 | 8966 | 8971 | 78 |
| 79 | 8976 | 8982 | 8987 | 8993 | 8998 | 9004 | 9009 | 9015 | 9020 | 9025 | 79 |
| 80 | 9031 | 9036 | 9042 | 9047 | 9053 | 9058 | 9063 | 9069 | 9074 | 9079 | 80 |
| 81 | 9085 | 9090 | 9096 | 9101 | 9106 | 9112 | 9117 | 9122 | 9128 | 9133 | 81 |
| 82 | 9138 | 9143 | 9149 | 9154 | 9159 | 9165 | 9170 | 9175 | 9180 | 9186 | 82 |
| 83 | 9191 | 9196 | 9201 | 9206 | 9212 | 9217 | 9222 | 9227 | 9232 | 9238 | 83 |
| 84 | 9243 | 9248 | 9253 | 9258 | 9263 | 9269 | 9274 | 9279 | 9284 | 9289 | 84 |
| 85 | 9294 | 9299 | 9304 | 9309 | 9315 | 9320 | 9325 | 9330 | 9335 | 9340 | 85 |
| 86 | 9345 | 9350 | 9355 | 9360 | 9365 | 9370 | 9375 | 9380 | 9385 | 9390 | 86 |
| 87 | 9395 | 9400 | 9405 | 9410 | 9415 | 9420 | 9425 | 9430 | 9435 | 9440 | 87 |
| 88 | 9445 | 9450 | 9455 | 9460 | 9465 | 9469 | 9474 | 9479 | 9484 | 9489 | 88 |
| 89 | 9494 | 9499 | 9504 | 9509 | 9513 | 9518 | 9523 | 9528 | 9533 | 9538 | 89 |
| 90 | 9542 | 9547 | 9552 | 9557 | 9562 | 9566 | 9571 | 9576 | 9581 | 9586 | 90 |
| 91 | 9590 | 9595 | 9600 | 9605 | 9609 | 9614 | 9619 | 9624 | 9628 | 9633 | 91 |
| 92 | 9638 | 9643 | 9647 | 9652 | 9657 | 9661 | 9666 | 9671 | 9675 | 9680 | 92 |
| 93 | 9685 | 9689 | 9694 | 9699 | 9703 | 9708 | 9713 | 9717 | 9722 | 9727 | 93 |
| 94 | 9731 | 9736 | 9741 | 9745 | 9750 | 9754 | 9759 | 9763 | 9768 | 9773 | 94 |
| 95 | 9777 | 9782 | 9786 | 9791 | 9795 | 9800 | 9805 | 9809 | 9814 | 9818 | 95 |
| 96 | 9823 | 9827 | 9832 | 9836 | 9841 | 9845 | 9850 | 9854 | 9859 | 9863 | 96 |
| 97 | 9868 | 9872 | 9877 | 9881 | 9886 | 9890 | 9894 | 9899 | 9903 | 9908 | 97 |
| 98 | 9912 | 9917 | 9921 | 9926 | 9930 | 9934 | 9939 | 9943 | 9948 | 9952 | 98 |
| 99 | 9956 | 9961 | 9965 | 9969 | 9974 | 9978 | 9983 | 9987 | 9991 | 9996 | 99 |
| N | 0 | 1 | 2 | 3 | 4 | 5 | 6 | 7 | 8 | 9 | N |

Natural Sines, Cosines, and Tangents
0°-14.9°

| Degs. | Function | 0.0° | 0.1° | 0.2° | 0.3° | 0.4° | 0.5° | 0.6° | 0.7° | 0.8° | 0.9° |
|-------|----------|--------|--------|--------|--------|--------|--------|--------|--------|--------|--------|
| 0 | sin | 0.0000 | 0.0017 | 0.0035 | 0.0052 | 0.0070 | 0.0087 | 0.0105 | 0.0122 | 0.0140 | 0.0157 |
| | cos | 1.0000 | 1.0000 | 1.0000 | 1.0000 | 1.0000 | 1.0000 | 0.9999 | 0.9999 | 0.9999 | 0.9999 |
| | tan | 0.0000 | 0.0017 | 0.0035 | 0.0052 | 0.0070 | 0.0087 | 0.0105 | 0.0122 | 0.0140 | 0.0157 |
| 1 | sin | 0.0175 | 0.0192 | 0.0209 | 0.0227 | 0.0244 | 0.0262 | 0.0279 | 0.0297 | 0.0314 | 0.0332 |
| | cos | 0.9998 | 0.9998 | 0.9998 | 0.9997 | 0.9997 | 0.9997 | 0.9996 | 0.9996 | 0.9995 | 0.9995 |
| | tan | 0.0175 | 0.0192 | 0.0209 | 0.0227 | 0.0244 | 0.0262 | 0.0279 | 0.0297 | 0.0314 | 0.0332 |
| 2 | sin | 0.0349 | 0.0366 | 0.0384 | 0.0401 | 0.0419 | 0.0436 | 0.0454 | 0.0471 | 0.0488 | 0.0506 |
| | cos | 0.9994 | 0.9993 | 0.9993 | 0.9992 | 0.9991 | 0.9990 | 0.9990 | 0.9989 | 0.9988 | 0.9987 |
| | tan | 0.0349 | 0.0367 | 0.0384 | 0.0402 | 0.0419 | 0.0437 | 0.0454 | 0.0472 | 0.0489 | 0.0507 |
| 3 | sin | 0.0523 | 0.0541 | 0.0558 | 0.0576 | 0.0593 | 0.0610 | 0.0628 | 0.0645 | 0.0663 | 0.0680 |
| | cos | 0.9986 | 0.9985 | 0.9984 | 0.9983 | 0.9982 | 0.9981 | 0.9980 | 0.9979 | 0.9978 | 0.9977 |
| | tan | 0.0524 | 0.0542 | 0.0559 | 0.0577 | 0.0594 | 0.0612 | 0.0629 | 0.0647 | 0.0664 | 0.0682 |
| 4 | sin | 0.0698 | 0.0715 | 0.0732 | 0.0750 | 0.0767 | 0.0785 | 0.0802 | 0.0819 | 0.0837 | 0.0854 |
| | cos | 0.9976 | 0.9974 | 0.9973 | 0.9972 | 0.9971 | 0.9969 | 0.9968 | 0.9966 | 0.9965 | 0.9963 |
| | tan | 0.0599 | 0.0717 | 0.0734 | 0.0752 | 0.0769 | 0.0787 | 0.0805 | 0.0822 | 0.0840 | 0.0857 |
| 5 | sin | 0.0872 | 0.0889 | 0.0906 | 0.0924 | 0.0941 | 0.0958 | 0.0976 | 0.0993 | 0.1011 | 0.1028 |
| | cos | 0.9962 | 0.9960 | 0.9959 | 0.9957 | 0.9956 | 0.9954 | 0.9952 | 0.9951 | 0.9949 | 0.9947 |
| | tan | 0.0875 | 0.0892 | 0.0910 | 0.0928 | 0.0945 | 0.0963 | 0.0981 | 0.0998 | 0.1016 | 0.1033 |
| 6 | sin | 0.1045 | 0.1063 | 0.1080 | 0.1097 | 0.1115 | 0.1132 | 0.1149 | 0.1167 | 0.1184 | 0.1201 |
| | cos | 0.9945 | 0.9943 | 0.9942 | 0.9940 | 0.9938 | 0.9936 | 0.9934 | 0.9932 | 0.9930 | 0.9928 |
| | tan | 0.1051 | 0.1069 | 0.1086 | 0.1104 | 0.1122 | 0.1139 | 0.1157 | 0.1175 | 0.1192 | 0.1210 |
| 7 | sin | 0.1219 | 0.1236 | 0.1253 | 0.1271 | 0.1288 | 0.1305 | 0.1323 | 0.1340 | 0.1357 | 0.1374 |
| | cos | 0.9925 | 0.9923 | 0.9921 | 0.9919 | 0.9917 | 0.9914 | 0.9912 | 0.9910 | 0.9907 | 0.9905 |
| | tan | 0.1228 | 0.1246 | 0.1263 | 0.1281 | 0.1299 | 0.1317 | 0.1334 | 0.1352 | 0.1370 | 0.1388 |
| 8 | sin | 0.1392 | 0.1409 | 0.1426 | 0.1444 | 0.1461 | 0.1478 | 0.1495 | 0.1513 | 0.1530 | 0.1547 |
| | cos | 0.9903 | 0.9900 | 0.9898 | 0.9895 | 0.9893 | 0.9890 | 0.9888 | 0.9885 | 0.9882 | 0.9880 |
| | tan | 0.1405 | 0.1423 | 0.1441 | 0.1459 | 0.1477 | 0.1495 | 0.1512 | 0.1530 | 0.1548 | 0.1566 |
| 9 | sin | 0.1564 | 0.1582 | 0.1599 | 0.1616 | 0.1633 | 0.1650 | 0.1668 | 0.1685 | 0.1702 | 0.1719 |
| | cos | 0.9877 | 0.9874 | 0.9871 | 0.9869 | 0.9866 | 0.9863 | 0.9860 | 0.9857 | 0.9854 | 0.9851 |
| | tan | 0.1584 | 0.1602 | 0.1620 | 0.1638 | 0.1655 | 0.1673 | 0.1691 | 0.1709 | 0.1727 | 0.1745 |
| 10 | sin | 0.1736 | 0.1754 | 0.1771 | 0.1788 | 0.1805 | 0.1822 | 0.1840 | 0.1857 | 0.1874 | 0.1891 |
| | cos | 0.9848 | 0.9845 | 0.9842 | 0.9839 | 0.9836 | 0.9833 | 0.9829 | 0.9826 | 0.9823 | 0.9820 |
| | tan | 0.1763 | 0.1781 | 0.1799 | 0.1817 | 0.1835 | 0.1853 | 0.1871 | 0.1890 | 0.1908 | 0.1926 |
| 11 | sin | 0.1908 | 0.1925 | 0.1942 | 0.1959 | 0.1977 | 0.1994 | 0.2011 | 0.2028 | 0.2045 | 0.2062 |
| | cos | 0.9816 | 0.9813 | 0.9810 | 0.9806 | 0.9803 | 0.9799 | 0.9796 | 0.9792 | 0.9789 | 0.9785 |
| | tan | 0.1944 | 0.1962 | 0.1980 | 0.1998 | 0.2016 | 0.2035 | 0.2053 | 0.2071 | 0.2089 | 0.2107 |
| 12 | sin | 0.2079 | 0.2096 | 0.2113 | 0.2130 | 0.2147 | 0.2164 | 0.2181 | 0.2198 | 0.2215 | 0.2232 |
| | cos | 0.9781 | 0.9778 | 0.9774 | 0.9770 | 0.9767 | 0.9763 | 0.9759 | 0.9755 | 0.9751 | 0.9748 |
| | tan | 0.2126 | 0.2144 | 0.2162 | 0.2180 | 0.2199 | 0.2217 | 0.2235 | 0.2254 | 0.2272 | 0.2290 |
| 13 | sin | 0.2250 | 0.2267 | 0.2284 | 0.2300 | 0.2318 | 0.2334 | 0.2351 | 0.2368 | 0.2385 | 0.2402 |
| | cos | 0.9744 | 0.9740 | 0.9736 | 0.9732 | 0.9728 | 0.9724 | 0.9720 | 0.9715 | 0.9711 | 0.9707 |
| | tan | 0.2309 | 0.2327 | 0.2345 | 0.2364 | 0.2382 | 0.2401 | 0.2419 | 0.2438 | 0.2456 | 0.2475 |
| 14 | sin | 0.2419 | 0.2436 | 0.2453 | 0.2470 | 0.2487 | 0.2504 | 0.2521 | 0.2538 | 0.2554 | 0.2571 |
| | cos | 0.9703 | 0.9699 | 0.9694 | 0.9690 | 0.9686 | 0.9681 | 0.9677 | 0.9673 | 0.9668 | 0.9664 |
| | tan | 0.2493 | 0.2512 | 0.2530 | 0.2549 | 0.2568 | 0.2586 | 0.2605 | 0.2623 | 0.2642 | 0.2661 |
| Degs. | Function | 0' | 6' | 12' | 18' | 24' | 30' | 36' | 42' | 48' | 54' |

Natural Sines, Cosines, and Tangents—(Continued)

15°-29.9°

| Degs. | Function | 0.0° | 0.1° | 0.2° | 0.3° | 0.4° | 0.5° | 0.6° | 0.7° | 0.8° | 0.9° |
|-------|----------|--------|--------|--------|--------|--------|--------|--------|--------|--------|--------|
| 15 | sin | 0.2588 | 0.2605 | 0.2622 | 0.2639 | 0.2656 | 0.2672 | 0.2689 | 0.2706 | 0.2723 | 0.2740 |
| | cos | 0.9659 | 0.9655 | 0.9650 | 0.9646 | 0.9641 | 0.9636 | 0.9632 | 0.9627 | 0.9622 | 0.9617 |
| | tan | 0.2679 | 0.2698 | 0.2717 | 0.2736 | 0.2754 | 0.2773 | 0.2792 | 0.2811 | 0.2830 | 0.2849 |
| 16 | sin | 0.2756 | 0.2773 | 0.2790 | 0.2807 | 0.2823 | 0.2840 | 0.2857 | 0.2874 | 0.2890 | 0.2907 |
| | cos | 0.9613 | 0.9608 | 0.9603 | 0.9598 | 0.9593 | 0.9588 | 0.9583 | 0.9578 | 0.9573 | 0.9568 |
| | tan | 0.2867 | 0.2886 | 0.2905 | 0.2924 | 0.2943 | 0.2962 | 0.2981 | 0.3000 | 0.3019 | 0.3038 |
| 17 | sin | 0.2924 | 0.2940 | 0.2957 | 0.2974 | 0.2990 | 0.3007 | 0.3024 | 0.3040 | 0.3057 | 0.3074 |
| | cos | 0.9563 | 0.9558 | 0.9553 | 0.9548 | 0.9542 | 0.9537 | 0.9532 | 0.9527 | 0.9521 | 0.9516 |
| | tan | 0.3057 | 0.3076 | 0.3096 | 0.3115 | 0.3134 | 0.3153 | 0.3172 | 0.3191 | 0.3211 | 0.3230 |
| 18 | sin | 0.3090 | 0.3107 | 0.3123 | 0.3140 | 0.3156 | 0.3173 | 0.3190 | 0.3206 | 0.3223 | 0.3239 |
| | cos | 0.9511 | 0.9505 | 0.9500 | 0.9494 | 0.9489 | 0.9483 | 0.9478 | 0.9472 | 0.9466 | 0.9461 |
| | tan | 0.3249 | 0.3269 | 0.3288 | 0.3307 | 0.3327 | 0.3346 | 0.3365 | 0.3385 | 0.3404 | 0.3424 |
| 19 | sin | 0.3256 | 0.3272 | 0.3289 | 0.3305 | 0.3322 | 0.3338 | 0.3355 | 0.3371 | 0.3387 | 0.3404 |
| | cos | 0.9455 | 0.9449 | 0.9444 | 0.9438 | 0.9432 | 0.9426 | 0.9421 | 0.9415 | 0.9409 | 0.9403 |
| | tan | 0.3443 | 0.3463 | 0.3482 | 0.3502 | 0.3522 | 0.3541 | 0.3561 | 0.3581 | 0.3600 | 0.3620 |
| 20 | sin | 0.3420 | 0.3437 | 0.3453 | 0.3469 | 0.3486 | 0.3502 | 0.3518 | 0.3535 | 0.3551 | 0.3567 |
| | cos | 0.9397 | 0.9391 | 0.9385 | 0.9379 | 0.9373 | 0.9367 | 0.9361 | 0.9354 | 0.9348 | 0.9342 |
| | tan | 0.3640 | 0.3659 | 0.3679 | 0.3699 | 0.3719 | 0.3739 | 0.3759 | 0.3779 | 0.3799 | 0.3819 |
| 21 | sin | 0.3584 | 0.3600 | 0.3616 | 0.3633 | 0.3649 | 0.3665 | 0.3681 | 0.3697 | 0.3714 | 0.3730 |
| | cos | 0.9336 | 0.9330 | 0.9323 | 0.9317 | 0.9311 | 0.9304 | 0.9298 | 0.9291 | 0.9285 | 0.9278 |
| | tan | 0.3839 | 0.3859 | 0.3879 | 0.3899 | 0.3919 | 0.3939 | 0.3959 | 0.3979 | 0.4000 | 0.4020 |
| 22 | sin | 0.3746 | 0.3762 | 0.3778 | 0.3795 | 0.3811 | 0.3827 | 0.3843 | 0.3859 | 0.3875 | 0.3891 |
| | cos | 0.9272 | 0.9265 | 0.9259 | 0.9252 | 0.9245 | 0.9239 | 0.9232 | 0.9225 | 0.9219 | 0.9212 |
| | tan | 0.4040 | 0.4061 | 0.4081 | 0.4101 | 0.4122 | 0.4142 | 0.4163 | 0.4183 | 0.4204 | 0.4224 |
| 23 | sin | 0.3907 | 0.3923 | 0.3939 | 0.3955 | 0.3971 | 0.3987 | 0.4003 | 0.4019 | 0.4035 | 0.4051 |
| | cos | 0.9205 | 0.9198 | 0.9191 | 0.9184 | 0.9178 | 0.9171 | 0.9164 | 0.9157 | 0.9150 | 0.9143 |
| | tan | 0.4245 | 0.4265 | 0.4286 | 0.4307 | 0.4327 | 0.4348 | 0.4369 | 0.4390 | 0.4411 | 0.4431 |
| 24 | sin | 0.4067 | 0.4083 | 0.4099 | 0.4115 | 0.4131 | 0.4147 | 0.4163 | 0.4179 | 0.4195 | 0.4210 |
| | cos | 0.9135 | 0.9128 | 0.9121 | 0.9114 | 0.9107 | 0.9100 | 0.9092 | 0.9085 | 0.9078 | 0.9070 |
| | tan | 0.4452 | 0.4473 | 0.4494 | 0.4515 | 0.4536 | 0.4557 | 0.4578 | 0.4599 | 0.4621 | 0.4642 |
| 25 | sin | 0.4226 | 0.4242 | 0.4258 | 0.4274 | 0.4289 | 0.4305 | 0.4321 | 0.4337 | 0.4352 | 0.4368 |
| | cos | 0.9063 | 0.9056 | 0.9048 | 0.9041 | 0.9033 | 0.9026 | 0.9018 | 0.9011 | 0.9003 | 0.8996 |
| | tan | 0.4663 | 0.4684 | 0.4706 | 0.4727 | 0.4748 | 0.4770 | 0.4791 | 0.4813 | 0.4834 | 0.4856 |
| 26 | sin | 0.4384 | 0.4399 | 0.4415 | 0.4431 | 0.4446 | 0.4462 | 0.4478 | 0.4493 | 0.4509 | 0.4524 |
| | cos | 0.8988 | 0.8980 | 0.8973 | 0.8965 | 0.8957 | 0.8949 | 0.8942 | 0.8934 | 0.8926 | 0.8918 |
| | tan | 0.4877 | 0.4899 | 0.4921 | 0.4942 | 0.4964 | 0.4986 | 0.5008 | 0.5029 | 0.5051 | 0.5073 |
| 27 | sin | 0.4540 | 0.4555 | 0.4571 | 0.4586 | 0.4602 | 0.4617 | 0.4633 | 0.4648 | 0.4664 | 0.4679 |
| | cos | 0.8910 | 0.8902 | 0.8894 | 0.8886 | 0.8878 | 0.8870 | 0.8862 | 0.8854 | 0.8846 | 0.8838 |
| | tan | 0.5095 | 0.5117 | 0.5139 | 0.5161 | 0.5184 | 0.5206 | 0.5228 | 0.5250 | 0.5272 | 0.5295 |
| 28 | sin | 0.4695 | 0.4710 | 0.4726 | 0.4741 | 0.4756 | 0.4772 | 0.4787 | 0.4802 | 0.4818 | 0.4833 |
| | cos | 0.8829 | 0.8821 | 0.8813 | 0.8805 | 0.8796 | 0.8788 | 0.8780 | 0.8771 | 0.8763 | 0.8755 |
| | tan | 0.5317 | 0.5340 | 0.5362 | 0.5384 | 0.5407 | 0.5430 | 0.5452 | 0.5475 | 0.5498 | 0.5520 |
| 29 | sin | 0.4848 | 0.4853 | 0.4879 | 0.4894 | 0.4909 | 0.4924 | 0.4939 | 0.4955 | 0.4970 | 0.4985 |
| | cos | 0.8746 | 0.8738 | 0.8729 | 0.8721 | 0.8712 | 0.8704 | 0.8695 | 0.8686 | 0.8678 | 0.8669 |
| | tan | 0.5543 | 0.5566 | 0.5589 | 0.5612 | 0.5635 | 0.5658 | 0.5681 | 0.5704 | 0.5727 | 0.5750 |
| Degs. | Function | 0' | 6' | 12' | 18' | 24' | 30' | 36' | 42' | 48' | 54' |

Natural Sines, Cosines, and Tangents—(Continued)
30°-44.9°

| Degs. | Function | 0.0° | 0.1° | 0.2° | 0.3° | 0.4° | 0.5° | 0.6° | 0.7° | 0.8° | 0.9° |
|-------|----------|--------|--------|--------|--------|--------|--------|--------|--------|--------|--------|
| 30 | sin | 0.5000 | 0.5015 | 0.5030 | 0.5045 | 0.5060 | 0.5075 | 0.5090 | 0.5105 | 0.5120 | 0.5135 |
| | cos | 0.8660 | 0.8652 | 0.8643 | 0.8634 | 0.8625 | 0.8616 | 0.8607 | 0.8599 | 0.8590 | 0.8581 |
| | tan | 0.5774 | 0.5797 | 0.5820 | 0.5844 | 0.5867 | 0.5890 | 0.5914 | 0.5938 | 0.5961 | 0.5985 |
| 31 | sin | 0.5150 | 0.5165 | 0.5180 | 0.5195 | 0.5210 | 0.5225 | 0.5240 | 0.5255 | 0.5270 | 0.5284 |
| | cos | 0.8572 | 0.8563 | 0.8554 | 0.8545 | 0.8536 | 0.8526 | 0.8517 | 0.8508 | 0.8499 | 0.8490 |
| | tan | 0.6009 | 0.6032 | 0.6056 | 0.6080 | 0.6104 | 0.6128 | 0.6152 | 0.6176 | 0.6200 | 0.6224 |
| 32 | sin | 0.5299 | 0.5314 | 0.5329 | 0.5344 | 0.5358 | 0.5373 | 0.5388 | 0.5402 | 0.5417 | 0.5432 |
| | cos | 0.8480 | 0.8471 | 0.8462 | 0.8453 | 0.8443 | 0.8434 | 0.8425 | 0.8415 | 0.8406 | 0.8396 |
| | tan | 0.6249 | 0.6273 | 0.6297 | 0.6322 | 0.6346 | 0.6371 | 0.6395 | 0.6420 | 0.6445 | 0.6469 |
| 33 | sin | 0.5446 | 0.5461 | 0.5476 | 0.5490 | 0.5505 | 0.5519 | 0.5534 | 0.5548 | 0.5563 | 0.5577 |
| | cos | 0.8387 | 0.8377 | 0.8368 | 0.8358 | 0.8348 | 0.8339 | 0.8329 | 0.8320 | 0.8310 | 0.8300 |
| | tan | 0.6494 | 0.6519 | 0.6544 | 0.6569 | 0.6594 | 0.6619 | 0.6644 | 0.6669 | 0.6694 | 0.6720 |
| 34 | sin | 0.5592 | 0.5606 | 0.5621 | 0.5635 | 0.5650 | 0.5664 | 0.5678 | 0.5693 | 0.5707 | 0.5721 |
| | cos | 0.8290 | 0.8281 | 0.8271 | 0.8261 | 0.8251 | 0.8241 | 0.8231 | 0.8221 | 0.8211 | 0.8202 |
| | tan | 0.6745 | 0.6771 | 0.6796 | 0.6822 | 0.6847 | 0.6873 | 0.6899 | 0.6924 | 0.6950 | 0.6976 |
| 35 | sin | 0.5736 | 0.5750 | 0.5764 | 0.5779 | 0.5793 | 0.5807 | 0.5821 | 0.5835 | 0.5850 | 0.5864 |
| | cos | 0.8192 | 0.8181 | 0.8171 | 0.8161 | 0.8151 | 0.8141 | 0.8131 | 0.8121 | 0.8111 | 0.8100 |
| | tan | 0.7002 | 0.7028 | 0.7054 | 0.7080 | 0.7107 | 0.7133 | 0.7159 | 0.7186 | 0.7212 | 0.7239 |
| 36 | sin | 0.5878 | 0.5892 | 0.5906 | 0.5920 | 0.5934 | 0.5948 | 0.5962 | 0.5976 | 0.5990 | 0.6004 |
| | cos | 0.8090 | 0.8080 | 0.8070 | 0.8059 | 0.8049 | 0.8039 | 0.8028 | 0.8018 | 0.8007 | 0.7997 |
| | tan | 0.7265 | 0.7292 | 0.7319 | 0.7346 | 0.7373 | 0.7400 | 0.7427 | 0.7454 | 0.7481 | 0.7508 |
| 37 | sin | 0.6018 | 0.6032 | 0.6046 | 0.6060 | 0.6074 | 0.6088 | 0.6101 | 0.6115 | 0.6129 | 0.6143 |
| | cos | 0.7986 | 0.7976 | 0.7965 | 0.7955 | 0.7944 | 0.7934 | 0.7923 | 0.7912 | 0.7902 | 0.7891 |
| | tan | 0.7536 | 0.7563 | 0.7590 | 0.7618 | 0.7646 | 0.7673 | 0.7701 | 0.7729 | 0.7757 | 0.7785 |
| 38 | sin | 0.6157 | 0.6170 | 0.6184 | 0.6198 | 0.6211 | 0.6225 | 0.6239 | 0.6252 | 0.6266 | 0.6280 |
| | cos | 0.7880 | 0.7869 | 0.7859 | 0.7848 | 0.7837 | 0.7826 | 0.7815 | 0.7804 | 0.7793 | 0.7782 |
| | tan | 0.7813 | 0.7841 | 0.7869 | 0.7898 | 0.7926 | 0.7954 | 0.7983 | 0.8012 | 0.8040 | 0.8069 |
| 39 | sin | 0.6293 | 0.6307 | 0.6320 | 0.6334 | 0.6347 | 0.6361 | 0.6374 | 0.6388 | 0.6401 | 0.6414 |
| | cos | 0.7771 | 0.7760 | 0.7749 | 0.7738 | 0.7727 | 0.7716 | 0.7705 | 0.7694 | 0.7683 | 0.7672 |
| | tan | 0.8098 | 0.8127 | 0.8156 | 0.8185 | 0.8214 | 0.8243 | 0.8273 | 0.8302 | 0.8332 | 0.8361 |
| 40 | sin | 0.6428 | 0.6441 | 0.6455 | 0.6468 | 0.6481 | 0.6494 | 0.6508 | 0.6521 | 0.6534 | 0.6547 |
| | cos | 0.7660 | 0.7649 | 0.7638 | 0.7627 | 0.7615 | 0.7604 | 0.7593 | 0.7581 | 0.7570 | 0.7559 |
| | tan | 0.8391 | 0.8421 | 0.8451 | 0.8481 | 0.8511 | 0.8541 | 0.8571 | 0.8601 | 0.8632 | 0.8662 |
| 41 | sin | 0.6561 | 0.6574 | 0.6587 | 0.6600 | 0.6613 | 0.6626 | 0.6639 | 0.6652 | 0.6665 | 0.6678 |
| | cos | 0.7547 | 0.7536 | 0.7524 | 0.7513 | 0.7501 | 0.7490 | 0.7478 | 0.7466 | 0.7455 | 0.7443 |
| | tan | 0.8693 | 0.8724 | 0.8754 | 0.8785 | 0.8816 | 0.8847 | 0.8878 | 0.8910 | 0.8941 | 0.8972 |
| 42 | sin | 0.6691 | 0.6704 | 0.6717 | 0.6730 | 0.6743 | 0.6756 | 0.6769 | 0.6782 | 0.6794 | 0.6807 |
| | cos | 0.7431 | 0.7420 | 0.7408 | 0.7396 | 0.7385 | 0.7373 | 0.7361 | 0.7349 | 0.7337 | 0.7325 |
| | tan | 0.9004 | 0.9036 | 0.9067 | 0.9099 | 0.9131 | 0.9163 | 0.9195 | 0.9228 | 0.9260 | 0.9293 |
| 43 | sin | 0.6820 | 0.6833 | 0.6845 | 0.6858 | 0.6871 | 0.6884 | 0.6896 | 0.6909 | 0.6921 | 0.6934 |
| | cos | 0.7314 | 0.7302 | 0.7290 | 0.7278 | 0.7266 | 0.7254 | 0.7242 | 0.7230 | 0.7218 | 0.7206 |
| | tan | 0.9325 | 0.9358 | 0.9391 | 0.9424 | 0.9457 | 0.9490 | 0.9523 | 0.9556 | 0.9590 | 0.9623 |
| 44 | sin | 0.6947 | 0.6959 | 0.6972 | 0.6984 | 0.6997 | 0.7009 | 0.7022 | 0.7034 | 0.7046 | 0.7059 |
| | cos | 0.7193 | 0.7181 | 0.7169 | 0.7157 | 0.7145 | 0.7133 | 0.7120 | 0.7108 | 0.7096 | 0.7083 |
| | tan | 0.9657 | 0.9691 | 0.9725 | 0.9759 | 0.9793 | 0.9827 | 0.9861 | 0.9896 | 0.9930 | 0.9965 |
| Degs. | Function | 0' | 6' | 12' | 18' | 24' | 30' | 36' | 42' | 48' | 54' |

Natural Sines, Cosines, and Tangents—(Continued)

45°-59.9°

| Degs. | Function | 0.0° | 0.1° | 0.2° | 0.3° | 0.4° | 0.5° | 0.6° | 0.7° | 0.8° | 0.9° |
|-------|----------|--------|--------|--------|--------|--------|--------|--------|--------|--------|--------|
| 45 | sin | 0.7071 | 0.7083 | 0.7096 | 0.7108 | 0.7120 | 0.7133 | 0.7145 | 0.7157 | 0.7169 | 0.7181 |
| | cos | 0.7071 | 0.7059 | 0.7046 | 0.7034 | 0.7022 | 0.7009 | 0.6997 | 0.6984 | 0.6972 | 0.6959 |
| | tan | 1.0000 | 1.0035 | 1.0070 | 1.0105 | 1.0141 | 1.0176 | 1.0212 | 1.0247 | 1.0283 | 1.0319 |
| 46 | sin | 0.7193 | 0.7206 | 0.7218 | 0.7230 | 0.7242 | 0.7254 | 0.7266 | 0.7278 | 0.7290 | 0.7302 |
| | cos | 0.6947 | 0.6934 | 0.6921 | 0.6909 | 0.6896 | 0.6884 | 0.6871 | 0.6858 | 0.6845 | 0.6833 |
| | tan | 1.0355 | 1.0392 | 1.0428 | 1.0464 | 1.0501 | 1.0538 | 1.0575 | 1.0612 | 1.0649 | 1.0686 |
| 47 | sin | 0.7314 | 0.7325 | 0.7337 | 0.7349 | 0.7361 | 0.7373 | 0.7385 | 0.7396 | 0.7408 | 0.7420 |
| | cos | 0.6820 | 0.6807 | 0.6794 | 0.6782 | 0.6769 | 0.6756 | 0.6743 | 0.6730 | 0.6717 | 0.6704 |
| | tan | 1.0724 | 1.0761 | 1.0799 | 1.0837 | 1.0875 | 1.0913 | 1.0951 | 1.0990 | 1.1028 | 1.1067 |
| 48 | sin | 0.7431 | 0.7443 | 0.7455 | 0.7466 | 0.7478 | 0.7490 | 0.7501 | 0.7513 | 0.7524 | 0.7536 |
| | cos | 0.6691 | 0.6678 | 0.6665 | 0.6652 | 0.6639 | 0.6626 | 0.6613 | 0.6600 | 0.6587 | 0.6574 |
| | tan | 1.1106 | 1.1145 | 1.1184 | 1.1224 | 1.1263 | 1.1303 | 1.1343 | 1.1383 | 1.1423 | 1.1463 |
| 49 | sin | 0.7547 | 0.7559 | 0.7570 | 0.7581 | 0.7593 | 0.7604 | 0.7615 | 0.7627 | 0.7638 | 0.7649 |
| | cos | 0.6561 | 0.6547 | 0.6534 | 0.6521 | 0.6508 | 0.6494 | 0.6481 | 0.6468 | 0.6455 | 0.6441 |
| | tan | 1.1504 | 1.1544 | 1.1585 | 1.1626 | 1.1667 | 1.1708 | 1.1750 | 1.1792 | 1.1833 | 1.1875 |
| 50 | sin | 0.7660 | 0.7672 | 0.7683 | 0.7694 | 0.7705 | 0.7716 | 0.7727 | 0.7738 | 0.7749 | 0.7760 |
| | cos | 0.6428 | 0.6414 | 0.6401 | 0.6388 | 0.6374 | 0.6361 | 0.6347 | 0.6334 | 0.6320 | 0.6307 |
| | tan | 1.1918 | 1.1960 | 1.2002 | 1.2045 | 1.2088 | 1.2131 | 1.2174 | 1.2218 | 1.2261 | 1.2305 |
| 51 | sin | 0.7771 | 0.7782 | 0.7793 | 0.7804 | 0.7815 | 0.7826 | 0.7837 | 0.7848 | 0.7859 | 0.7869 |
| | cos | 0.6293 | 0.6280 | 0.6266 | 0.6252 | 0.6239 | 0.6225 | 0.6211 | 0.6198 | 0.6184 | 0.6170 |
| | tan | 1.2349 | 1.2393 | 1.2437 | 1.2482 | 1.2527 | 1.2572 | 1.2617 | 1.2662 | 1.2708 | 1.2753 |
| 52 | sin | 0.7880 | 0.7891 | 0.7902 | 0.7912 | 0.7923 | 0.7934 | 0.7944 | 0.7955 | 0.7965 | 0.7976 |
| | cos | 0.6157 | 0.6143 | 0.6129 | 0.6115 | 0.6101 | 0.6088 | 0.6074 | 0.6060 | 0.6046 | 0.6032 |
| | tan | 1.2799 | 1.2846 | 1.2892 | 1.2938 | 1.2985 | 1.3032 | 1.3079 | 1.3127 | 1.3175 | 1.3222 |
| 53 | sin | 0.7986 | 0.7997 | 0.8007 | 0.8018 | 0.8028 | 0.8039 | 0.8049 | 0.8059 | 0.8070 | 0.8080 |
| | cos | 0.6018 | 0.6004 | 0.5990 | 0.5976 | 0.5962 | 0.5948 | 0.5934 | 0.5920 | 0.5906 | 0.5892 |
| | tan | 1.3270 | 1.3319 | 1.3367 | 1.3416 | 1.3465 | 1.3514 | 1.3564 | 1.3613 | 1.3663 | 1.3713 |
| 54 | sin | 0.8090 | 0.8100 | 0.8111 | 0.8121 | 0.8131 | 0.8141 | 0.8151 | 0.8161 | 0.8171 | 0.8181 |
| | cos | 0.5878 | 0.5864 | 0.5850 | 0.5835 | 0.5821 | 0.5807 | 0.5793 | 0.5779 | 0.5764 | 0.5750 |
| | tan | 1.3764 | 1.3814 | 1.3865 | 1.3916 | 1.3968 | 1.4019 | 1.4071 | 1.4124 | 1.4176 | 1.4229 |
| 55 | sin | 0.8192 | 0.8202 | 0.8211 | 0.8221 | 0.8231 | 0.8241 | 0.8251 | 0.8261 | 0.8271 | 0.8281 |
| | cos | 0.5736 | 0.5721 | 0.5707 | 0.5693 | 0.5678 | 0.5664 | 0.5650 | 0.5635 | 0.5621 | 0.5606 |
| | tan | 1.4281 | 1.4335 | 1.4388 | 1.4442 | 1.4496 | 1.4550 | 1.4605 | 1.4659 | 1.4715 | 1.4770 |
| 56 | sin | 0.8290 | 0.8300 | 0.8310 | 0.8320 | 0.8329 | 0.8339 | 0.8348 | 0.8358 | 0.8368 | 0.8377 |
| | cos | 0.5592 | 0.5577 | 0.5563 | 0.5548 | 0.5534 | 0.5519 | 0.5505 | 0.5490 | 0.5476 | 0.5461 |
| | tan | 1.4826 | 1.4882 | 1.4938 | 1.4994 | 1.5051 | 1.5108 | 1.5166 | 1.5224 | 1.5282 | 1.5340 |
| 57 | sin | 0.8387 | 0.8396 | 0.8406 | 0.8415 | 0.8425 | 0.8434 | 0.8443 | 0.8453 | 0.8462 | 0.8471 |
| | cos | 0.5446 | 0.5432 | 0.5417 | 0.5402 | 0.5388 | 0.5373 | 0.5358 | 0.5344 | 0.5329 | 0.5314 |
| | tan | 1.5399 | 1.5458 | 1.5517 | 1.5577 | 1.5637 | 1.5697 | 1.5757 | 1.5818 | 1.5880 | 1.5941 |
| 58 | sin | 0.8480 | 0.8490 | 0.8499 | 0.8508 | 0.8517 | 0.8526 | 0.8536 | 0.8545 | 0.8554 | 0.8563 |
| | cos | 0.5299 | 0.5284 | 0.5270 | 0.5255 | 0.5240 | 0.5225 | 0.5210 | 0.5195 | 0.5180 | 0.5165 |
| | tan | 1.6003 | 1.6066 | 1.6128 | 1.6191 | 1.6255 | 1.6319 | 1.6383 | 1.6447 | 1.6512 | 1.6577 |
| 59 | sin | 0.8572 | 0.8581 | 0.8590 | 0.8599 | 0.8607 | 0.8616 | 0.8625 | 0.8634 | 0.8643 | 0.8652 |
| | cos | 0.5150 | 0.5135 | 0.5120 | 0.5105 | 0.5090 | 0.5075 | 0.5060 | 0.5045 | 0.5030 | 0.5015 |
| | tan | 1.6643 | 1.6709 | 1.6775 | 1.6842 | 1.6909 | 1.6977 | 1.7045 | 1.7113 | 1.7182 | 1.7251 |
| Degs. | Function | 0' | 6' | 12' | 18' | 24' | 30' | 36' | 42' | 48' | 54' |

Natural Sines, Cosines, and Tangents—(Continued)
60°-74.9°

| Degs. | Function | 0.0° | 0.1° | 0.2° | 0.3° | 0.4° | 0.5° | 0.6° | 0.7° | 0.8° | 0.9° |
|-------|----------|--------|--------|--------|--------|--------|--------|--------|--------|--------|--------|
| 60 | sin | 0.8660 | 0.8669 | 0.8678 | 0.8686 | 0.8695 | 0.8704 | 0.8712 | 0.8721 | 0.8729 | 0.8738 |
| | cos | 0.5000 | 0.4985 | 0.4970 | 0.4955 | 0.4939 | 0.4924 | 0.4909 | 0.4894 | 0.4879 | 0.4863 |
| | tan | 1.7321 | 1.7391 | 1.7461 | 1.7632 | 1.7603 | 1.7675 | 1.7747 | 1.7820 | 1.7893 | 1.7966 |
| 61 | sin | 0.8746 | 0.8755 | 0.8763 | 0.8771 | 0.8780 | 0.8788 | 0.8796 | 0.8805 | 0.8813 | 0.8821 |
| | cos | 0.4848 | 0.4833 | 0.4818 | 0.4802 | 0.4787 | 0.4772 | 0.4756 | 0.4741 | 0.4726 | 0.4710 |
| | tan | 1.8040 | 1.8115 | 1.8190 | 1.8265 | 1.8341 | 1.8418 | 1.8495 | 1.8572 | 1.8650 | 1.8728 |
| 62 | sin | 0.8829 | 0.8838 | 0.8846 | 0.8854 | 0.8862 | 0.8870 | 0.8878 | 0.8886 | 0.8894 | 0.8902 |
| | cos | 0.4695 | 0.4679 | 0.4664 | 0.4648 | 0.4633 | 0.4617 | 0.4602 | 0.4586 | 0.4571 | 0.4555 |
| | tan | 1.8807 | 1.8887 | 1.8967 | 1.9047 | 1.9128 | 1.9210 | 1.9292 | 1.9375 | 1.9458 | 1.9542 |
| 63 | sin | 0.8910 | 0.8918 | 0.8926 | 0.8934 | 0.8942 | 0.8949 | 0.8957 | 0.8965 | 0.8973 | 0.8980 |
| | cos | 0.4540 | 0.4524 | 0.4509 | 0.4493 | 0.4478 | 0.4462 | 0.4446 | 0.4431 | 0.4415 | 0.4399 |
| | tan | 1.9626 | 1.9711 | 1.9797 | 1.9883 | 1.9970 | 2.0057 | 2.0145 | 2.0233 | 2.0323 | 2.0413 |
| 64 | sin | 0.8988 | 0.8996 | 0.9003 | 0.9011 | 0.9018 | 0.9026 | 0.9033 | 0.9041 | 0.9048 | 0.9056 |
| | cos | 0.4384 | 0.4368 | 0.4352 | 0.4337 | 0.4321 | 0.4305 | 0.4289 | 0.4274 | 0.4258 | 0.4242 |
| | tan | 2.0503 | 2.0594 | 2.0686 | 2.0778 | 2.0872 | 2.0965 | 2.1060 | 2.1155 | 2.1251 | 2.1348 |
| 65 | sin | 0.9063 | 0.9070 | 0.9078 | 0.9085 | 0.9092 | 0.9100 | 0.9107 | 0.9114 | 0.9121 | 0.9128 |
| | cos | 0.4226 | 0.4210 | 0.4195 | 0.4179 | 0.4163 | 0.4147 | 0.4131 | 0.4115 | 0.4099 | 0.4083 |
| | tan | 2.1445 | 2.1543 | 2.1642 | 2.1742 | 2.1842 | 2.1943 | 2.2045 | 2.2148 | 2.2251 | 2.2355 |
| 66 | sin | 0.9135 | 0.9143 | 0.9150 | 0.9157 | 0.9164 | 0.9171 | 0.9178 | 0.9184 | 0.9191 | 0.9198 |
| | cos | 0.4067 | 0.4051 | 0.4035 | 0.4019 | 0.4003 | 0.3987 | 0.3971 | 0.3955 | 0.3939 | 0.3923 |
| | tan | 2.2460 | 2.2566 | 2.2673 | 2.2781 | 2.2889 | 2.2998 | 2.3109 | 2.3220 | 2.3332 | 2.3445 |
| 67 | sin | 0.9205 | 0.9212 | 0.9219 | 0.9225 | 0.9232 | 0.9239 | 0.9245 | 0.9252 | 0.9259 | 0.9265 |
| | cos | 0.3907 | 0.3891 | 0.3875 | 0.3859 | 0.3843 | 0.3827 | 0.3811 | 0.3795 | 0.3778 | 0.3762 |
| | tan | 2.3559 | 2.3673 | 2.3789 | 2.3906 | 2.4023 | 2.4142 | 2.4262 | 2.4383 | 2.4504 | 2.4627 |
| 68 | sin | 0.9272 | 0.9278 | 0.9285 | 0.9291 | 0.9298 | 0.9304 | 0.9311 | 0.9317 | 0.9323 | 0.9330 |
| | cos | 0.3746 | 0.3730 | 0.3714 | 0.3697 | 0.3681 | 0.3665 | 0.3649 | 0.3633 | 0.3616 | 0.3600 |
| | tan | 2.4751 | 2.4876 | 2.5002 | 2.5129 | 2.5257 | 2.5386 | 2.5517 | 2.5649 | 2.5782 | 2.5916 |
| 69 | sin | 0.9336 | 0.9342 | 0.9348 | 0.9354 | 0.9361 | 0.9367 | 0.9373 | 0.9379 | 0.9385 | 0.9391 |
| | cos | 0.3584 | 0.3567 | 0.3551 | 0.3535 | 0.3518 | 0.3502 | 0.3486 | 0.3469 | 0.3453 | 0.3437 |
| | tan | 2.6051 | 2.6187 | 2.6325 | 2.6464 | 2.6605 | 2.6746 | 2.6889 | 2.7034 | 2.7179 | 2.7326 |
| 70 | sin | 0.9397 | 0.9403 | 0.9409 | 0.9415 | 0.9421 | 0.9426 | 0.9432 | 0.9438 | 0.9444 | 0.9449 |
| | cos | 0.3420 | 0.3404 | 0.3387 | 0.3371 | 0.3355 | 0.3338 | 0.3322 | 0.3305 | 0.3289 | 0.3272 |
| | tan | 2.7475 | 2.7625 | 2.7776 | 2.7929 | 2.8083 | 2.8239 | 2.8397 | 2.8556 | 2.8716 | 2.8878 |
| 71 | sin | 0.9455 | 0.9461 | 0.9466 | 0.9472 | 0.9478 | 0.9483 | 0.9489 | 0.9494 | 0.9500 | 0.9505 |
| | cos | 0.3256 | 0.3239 | 0.3223 | 0.3206 | 0.3190 | 0.3173 | 0.3156 | 0.3140 | 0.3123 | 0.3107 |
| | tan | 2.9042 | 2.9208 | 2.9375 | 2.9544 | 2.9714 | 2.9887 | 3.0061 | 3.0237 | 3.0415 | 3.0595 |
| 72 | sin | 0.9511 | 0.9516 | 0.9521 | 0.9527 | 0.9532 | 0.9537 | 0.9542 | 0.9548 | 0.9553 | 0.9558 |
| | cos | 0.3090 | 0.3074 | 0.3057 | 0.3040 | 0.3024 | 0.3007 | 0.2990 | 0.2974 | 0.2957 | 0.2940 |
| | tan | 3.0777 | 3.0961 | 3.1146 | 3.1334 | 3.1524 | 3.1716 | 3.1910 | 3.2106 | 3.2305 | 3.2506 |
| 73 | sin | 0.9563 | 0.9568 | 0.9573 | 0.9578 | 0.9583 | 0.9588 | 0.9593 | 0.9598 | 0.9603 | 0.9608 |
| | cos | 0.2924 | 0.2907 | 0.2890 | 0.2874 | 0.2857 | 0.2840 | 0.2823 | 0.2807 | 0.2790 | 0.2773 |
| | tan | 3.2709 | 3.2914 | 3.3122 | 3.3332 | 3.3544 | 3.3759 | 3.3977 | 3.4197 | 3.4420 | 3.4646 |
| 74 | sin | 0.9613 | 0.9617 | 0.9622 | 0.9627 | 0.9632 | 0.9636 | 0.9641 | 0.9646 | 0.9650 | 0.9655 |
| | cos | 0.2756 | 0.2740 | 0.2723 | 0.2706 | 0.2689 | 0.2672 | 0.2656 | 0.2639 | 0.2622 | 0.2605 |
| | tan | 3.4874 | 3.5105 | 3.5339 | 3.5576 | 3.5816 | 3.6059 | 3.6305 | 3.6554 | 3.6806 | 3.7062 |
| Degs. | Function | 0' | 6' | 12' | 18' | 24' | 30' | 36' | 42' | 48' | 54' |

Natural Sines, Cosines, and Tangents—(Continued)


75°-89.9°

| Degs. | Function | 0.0° | 0.1° | 0.2° | 0.3° | 0.4° | 0.5° | 0.6° | 0.7° | 0.8° | 0.9° |
|-------|----------|--------|--------|--------|--------|--------|--------|--------|--------|--------|--------|
| 75 | sin | 0.9659 | 0.9664 | 0.9668 | 0.9673 | 0.9677 | 0.9681 | 0.9686 | 0.9690 | 0.9694 | 0.9699 |
| | cos | 0.2588 | 0.2571 | 0.2554 | 0.2538 | 0.2521 | 0.2504 | 0.2487 | 0.2470 | 0.2453 | 0.2436 |
| | tan | 3.7321 | 3.7583 | 3.7848 | 3.8118 | 3.8391 | 3.8667 | 3.8947 | 3.9232 | 3.9520 | 3.9812 |
| 76 | sin | 0.9703 | 0.9707 | 0.9711 | 0.9715 | 0.9720 | 0.9724 | 0.9728 | 0.9732 | 0.9736 | 0.9740 |
| | cos | 0.2419 | 0.2402 | 0.2385 | 0.2368 | 0.2351 | 0.2334 | 0.2317 | 0.2300 | 0.2284 | 0.2267 |
| | tan | 4.0108 | 4.0408 | 4.0713 | 4.1022 | 4.1335 | 4.1653 | 4.1976 | 4.2303 | 4.2635 | 4.2972 |
| 77 | sin | 0.9744 | 0.9748 | 0.9751 | 0.9755 | 0.9759 | 0.9763 | 0.9767 | 0.9770 | 0.9774 | 0.9778 |
| | cos | 0.2250 | 0.2232 | 0.2215 | 0.2198 | 0.2181 | 0.2164 | 0.2147 | 0.2130 | 0.2113 | 0.2096 |
| | tan | 4.3315 | 4.3662 | 4.4015 | 4.4374 | 4.4737 | 4.5107 | 4.5483 | 4.5864 | 4.6252 | 4.6646 |
| 78 | sin | 0.9781 | 0.9785 | 0.9789 | 0.9792 | 0.9796 | 0.9799 | 0.9803 | 0.9806 | 0.9810 | 0.9813 |
| | cos | 0.2079 | 0.2062 | 0.2045 | 0.2028 | 0.2011 | 0.1994 | 0.1977 | 0.1959 | 0.1942 | 0.1925 |
| | tan | 4.7046 | 4.7453 | 4.7867 | 4.8288 | 4.8716 | 4.9152 | 4.9594 | 5.0045 | 5.0504 | 5.0970 |
| 79 | sin | 0.9816 | 0.9820 | 0.9823 | 0.9826 | 0.9829 | 0.9833 | 0.9836 | 0.9839 | 0.9842 | 0.9845 |
| | cos | 0.1908 | 0.1891 | 0.1874 | 0.1857 | 0.1840 | 0.1822 | 0.1805 | 0.1788 | 0.1771 | 0.1754 |
| | tan | 5.1446 | 5.1929 | 5.2422 | 5.2924 | 5.3435 | 5.3955 | 5.4486 | 5.5026 | 5.5578 | 5.6140 |
| 80 | sin | 0.9848 | 0.9851 | 0.9854 | 0.9857 | 0.9860 | 0.9863 | 0.9866 | 0.9869 | 0.9871 | 0.9874 |
| | cos | 0.1736 | 0.1719 | 0.1702 | 0.1685 | 0.1668 | 0.1650 | 0.1633 | 0.1616 | 0.1599 | 0.1582 |
| | tan | 5.6713 | 5.7297 | 5.7894 | 5.8502 | 5.9124 | 5.9758 | 6.0405 | 6.1066 | 6.1742 | 6.2432 |
| 81 | sin | 0.9877 | 0.9880 | 0.9882 | 0.9885 | 0.9888 | 0.9890 | 0.9893 | 0.9895 | 0.9898 | 0.9900 |
| | cos | 0.1564 | 0.1547 | 0.1530 | 0.1513 | 0.1495 | 0.1478 | 0.1461 | 0.1444 | 0.1426 | 0.1409 |
| | tan | 6.3138 | 6.3859 | 6.4596 | 6.5350 | 6.6122 | 6.6912 | 6.7720 | 6.8548 | 6.9395 | 7.0264 |
| 82 | sin | 0.9903 | 0.9905 | 0.9907 | 0.9910 | 0.9912 | 0.9914 | 0.9917 | 0.9919 | 0.9921 | 0.9923 |
| | cos | 0.1392 | 0.1374 | 0.1357 | 0.1340 | 0.1323 | 0.1305 | 0.1288 | 0.1271 | 0.1253 | 0.1236 |
| | tan | 7.1154 | 7.2066 | 7.3002 | 7.3962 | 7.4947 | 7.5958 | 7.6996 | 7.8062 | 7.9158 | 8.0285 |
| 83 | sin | 0.9925 | 0.9928 | 0.9930 | 0.9932 | 0.9934 | 0.9936 | 0.9938 | 0.9940 | 0.9942 | 0.9943 |
| | cos | 0.1219 | 0.1201 | 0.1184 | 0.1167 | 0.1149 | 0.1132 | 0.1115 | 0.1097 | 0.1080 | 0.1063 |
| | tan | 8.1443 | 8.2636 | 8.3863 | 8.5126 | 8.6427 | 8.7769 | 8.9152 | 9.0579 | 9.2052 | 9.3572 |
| 84 | sin | 0.9945 | 0.9947 | 0.9949 | 0.9951 | 0.9952 | 0.9954 | 0.9956 | 0.9957 | 0.9959 | 0.9960 |
| | cos | 0.1045 | 0.1028 | 0.1011 | 0.0993 | 0.0976 | 0.0958 | 0.0941 | 0.0924 | 0.0906 | 0.0889 |
| | tan | 9.5144 | 9.6768 | 9.8448 | 10.02 | 10.20 | 10.39 | 10.58 | 10.78 | 10.99 | 11.20 |
| 85 | sin | 0.9962 | 0.9963 | 0.9965 | 0.9966 | 0.9968 | 0.9969 | 0.9971 | 0.9972 | 0.9973 | 0.9974 |
| | cos | 0.0872 | 0.0854 | 0.0837 | 0.0819 | 0.0802 | 0.0785 | 0.0767 | 0.0750 | 0.0732 | 0.0715 |
| | tan | 11.43 | 11.66 | 11.91 | 12.16 | 12.43 | 12.71 | 13.00 | 13.30 | 13.62 | 13.95 |
| 86 | sin | 0.9976 | 0.9977 | 0.9978 | 0.9979 | 0.9980 | 0.9981 | 0.9982 | 0.9983 | 0.9984 | 0.9985 |
| | cos | 0.0698 | 0.0680 | 0.0663 | 0.0645 | 0.0628 | 0.0610 | 0.0593 | 0.0576 | 0.0558 | 0.0541 |
| | tan | 14.30 | 14.67 | 15.06 | 15.46 | 15.89 | 16.35 | 16.83 | 17.34 | 17.89 | 18.46 |
| 87 | sin | 0.9986 | 0.9987 | 0.9988 | 0.9989 | 0.9990 | 0.9990 | 0.9991 | 0.9992 | 0.9993 | 0.9993 |
| | cos | 0.0523 | 0.0505 | 0.0488 | 0.0471 | 0.0454 | 0.0436 | 0.0419 | 0.0401 | 0.0384 | 0.0366 |
| | tan | 19.08 | 19.74 | 20.45 | 21.20 | 22.02 | 22.90 | 23.86 | 24.90 | 26.03 | 27.27 |
| 88 | sin | 0.9994 | 0.9995 | 0.9995 | 0.9996 | 0.9996 | 0.9997 | 0.9997 | 0.9997 | 0.9998 | 0.9998 |
| | cos | 0.0349 | 0.0332 | 0.0314 | 0.0297 | 0.0279 | 0.0262 | 0.0244 | 0.0227 | 0.0209 | 0.0192 |
| | tan | 28.64 | 30.14 | 31.82 | 33.69 | 35.80 | 38.19 | 40.92 | 44.07 | 47.74 | 52.08 |
| 89 | sin | 0.9995 | 0.9999 | 0.9999 | 0.9999 | 0.9999 | 1.0000 | 1.0000 | 1.0000 | 1.0000 | 1.0000 |
| | cos | 0.0075 | 0.0157 | 0.0140 | 0.0122 | 0.0105 | 0.0087 | 0.0070 | 0.0052 | 0.0035 | 0.0017 |
| | tan | 57.29 | 63.66 | 71.62 | 81.85 | 95.49 | 114.6 | 143.2 | 191.0 | 286.5 | 573.0 |
| Degs. | Function | 0' | 6' | 12' | 18' | 24' | 30' | 36' | 42' | 48' | 54' |

INDEX

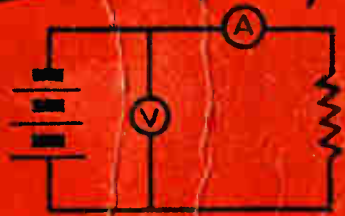
| | | | |
|---|------------------|--|----------------------|
| Abbreviations | 38 | Ohm's Law | 18-19 |
| Admittance | 11 | Open-Air Transmission Lines | 14 |
| Algebraic Formulas | 5 | Peak Current | 15 |
| Algebraic Symbols | 4 | Peak Volts | 15 |
| Average Current | 15 | Phase Angle | 18 |
| Average Volts | 15 | Pilot Lamp Data | 33 |
| Ballast Resistors | 34 | Plug-In Ballast Resistors | 34 |
| Capacitance | 6, 14, 24-28, 29 | Power Factor | 18 |
| Capacitors | 6, 29 | "Q" Factor | 8 |
| Coefficient of Coupling | 7 | Quadratic Equations | 5 |
| Coils | 22, 24-25 | R-F Coils | 22, 24-25 |
| Concentric Transmission Lines | 14 | RMA Color Codes | 29-32 |
| Conductance | 11 | R.M.S. Current | 15 |
| Constants | 4, 6, 15 | R.M.S. Volts | 15 |
| Conversion Chart | 21 | Radicals and Exponents | 5 |
| Coulombs | 6 | Radio Color Codes | 29-32 |
| Coupled Inductance | 6 | Reactance | 7, 25-28 |
| Coupling Coefficient | 7 | Resistance | 6, 17, 18-19, 29, 34 |
| Decay of E & I in LCR Circuits | 12-13 | Resistors | 29 |
| Decibels | 5 | Resonance | 7, 25-28 |
| Diagram Symbols | 39 | Schematic Symbols | 39 |
| Dielectric Constants | 6 | Self-Inductance | 6 |
| Exponents and Radicals | 5 | Shunts | 16-17 |
| Fractional Inches | 4 | Solution of a Quadratic | 5 |
| Frequency | 7, 14, 25-28 | Steady State I and E | 12-13 |
| Growth of E & I in LCR Circuits | 12-13 | Susceptance | 11 |
| Impedance | 8-10, 14 | Symbols | 38-39 |
| Inches to Millimeters | 4 | Transients | 12-13 |
| Inductance | 6, 7, 22, 24-28 | Transmission Lines | 14 |
| Interchangeable Tubes | 35-37 | Trigonometric Formulas | 20 |
| Log Tables | 40-41 | Trigonometric Functions | 20 |
| Mathematical Constants | 4 | Trigonometric Tables | 42-47 |
| Mathematical Symbols | 4 | Vacuum Tube Constants | 15 |
| Meter Formulas | 16-17 | Vacuum Tube Formulas | 15 |
| Metric Relationships | 21 | Vacuum Tube Symbols | 15 |
| Millimeters to Inches | 4 | Vertical Antenna Capacitance | 14 |
| Multipliers | 16-17 | Wavelength | 7, 14, 25-28 |
| Mutual Inductance | 7 | Wire Tables | 22-23 |

**Consult Your ALLIED Catalog
for Everything in Radio and Electronics**





ALLIED'S RADIO DATA HANDBOOK



ALLIED RADIO CORPORATION
CHICAGO