

Electronics Today

\$3.25
MM70924

January 1985



Canada's Magazine for Electronics & Computing Enthusiasts

Reviews!

ECS6 Portable 6502 • ACNAP Circuit Design Software
• Tech Sketch Light Pen • EMP 1200A Modem



RS232 Breakout Project

Analog Capacitance Meter Project



Cosmic Printer/Plotter
Affordable Graphics



The 'BEST' Computer for the Best Educational System in the World!

A Superb IBM Compatible Microcomputer

Schools and Teacher Special Price

\$1450

Don't be put off by this extraordinary price. Check the specifications and our warranty to support them.

**See the Review
In March 1984
Computing Now!**

This price includes:

- **64K of RAM with presocketed provision for 256K**
- **One disk drive. 5A455. Double Sided. Double Density**
- **Colour Video Board**
- **Floppy controller capable of handling up to four DSDD 5 1/4" disk drives and socketed for optional serial port and real time clock**
- **Monitor not included.**
- **64K RAM upgrade kits for extra memory . . . \$57.00**

Full 300 day warranty

This system includes Phoenix Software Bios



Canadian made

IBM is a registered Trade Mark of IBM Canada

OR The Loaded "BEST"
Everything in our \$1450 System plus:

- **Two DS. DD 5 1/4" Disk Drives**
- **On-board 256K of RAM**
- **RS232 Port**

\$1895

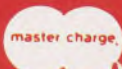
OR 10 Meg Hard Disk Version
Everything in our \$1450 System plus:

- **10 Meg Hard Disk Drive & Controller**
- **On-board 256K of RAM**
- **RS232 Port**

\$2995

The BEST is a compatible microcomputer featuring the following: 8088 processor running at 4.77 MHz for fast service. (Room for the optional new co-processors, the most popular being the 8087 "number crunching" processor)

- 64K RAM expandable up to 256K in blocks of 64K and with the new high density RAMs, there is enough room onboard to hold 1 Megabyte of data in blocks of 256K.
- 5 expansion slots each being identical, so the user can upgrade his machine with IBM compatible hardware.
- D.M.A. controller. Three of the DMA channels are available to the user.
- A timer/counter. This is used by the system for time of day clock; tone generation of the speaker; and a time base.
- An 8 level interrupt controller, 6 of which are bussed to the expansion slots for feature cards. The other two are used for the time of day clock, and the keyboard circuits. (There is also a NMI which is not user accessible since it is used for parity checks)
- Three ROM sockets are available to the user, one generally holds the system BIOS, and the other two can hold any firmware the user wishes to implement.
- A speaker with 1/2 W of driving power is available to user software which can also control the frequency of oscillation. In fact 3 methods exist to modulate the speakers output: 1) direct control or the output bit stream. 2) output from the programmable timer. 3) the timer clock can be modulated with a program controlled I/O register bit.
- A keyboard interface which is compatible with all IBM compatible keyboards through a 5 pin DIN connector.



Exceltronix Computer Division Computers at unbeatable prices! (416) 921-8941, 319 College St., Toronto, Ontario

No returns or exchanges after 7 days. 15% restocking charge **M5T 152**

Prices may change without notification

EXCELTRONIX

Telex 065-24218 1-800-268-3798 — Order line only

EXCELTRONIX

To help you celebrate, we also pass the following

**We Wish You A Merry Christmas
and Happy New Year!**

WHOLESALE PRICES TO YOU!

We guarantee you the combination of BEST Prices & Service In Canada!

Star Micronics 1 year warranty CSA Approved Gemini 10X

- 120 c.p.s., 100% duty cycle • 816 characters print buffer, option 4K or 8K
- standard parallel optional RS232C
- tractor & friction feed.

\$379.00



Gemini 15X

Same as Gemini 10X. • 15.5" carriage
\$599.00

APPLE COMPATIBLE DISK DRIVES

FAMOUS MULTIFLEX DISK DRIVE



\$229.00

1 year full warranty.

Features:

- Apple compatible • Attractively packaged • Professionally built and tested • Canadian Made. We believe that Multiflex put out more drives in the last year than all other Canadian manufacturers combined.

Note: For \$199 we offer 120 day warranty. However for 10% more get a full 1 year warranty.

300 BAUD MODEM for your APPLE **\$79.00**

Auto Answer, Dial, Direct, Con. Plugs right into your Apple, comes with software.

1200 BAUD EMP MODEM **\$419.00**

Hard Disk Drive

Seagate (industry favoured)
10 MEG. slimline ... **\$989.00**
10 MEG Seagate, slimline drive and hard disk controller. This controller can handle up to two 10 MEG had drives.

Lowest Price of
..... **\$1,249.00**
Cable extra **\$38.00**

POWER TYPE LETTER QUALITY **\$639.00**

- 18 CPS bidirectional logic seeking.
- 96 Petal Wheel

TTX Letter Quality

- 12 CPS Daisy Wheel **\$499.00**
- EPSON FX 80 **\$689.00**
- EPSON FX 100 **\$979.00**
- EPSON RX 80 **\$395.00**
- Multiflex parallel Interface for Apple or IBM **\$ 69.00**

- Cherry **\$159.00**
- Maxiswitch **\$159.00**



IBM COMPATIBLE KEYBOARD
IBM Compatible Disk Drive
SA455 **\$228**

CASES FOR YOUR IBM Compatibles

- Hinged top cases allowing easy access by opening top half of the case **\$74.95**
- Standard Sliding Cover Case **\$69.00**

Hinged Case with 90W (max.) Power Supply with fan **\$178.00**

As above with 175W (max.) Power Supply and fan **\$228.00**

Monitors

Zenith Data Systems



BEST SELLER ZVM 122A • 12" diagonal screen • non-glare amber display • composite input • 25 lines x 40/80 characters **\$139.00**

BEST SELLER ZVM 123A • 12" diagonal screen • non-glare green display • composite input • 25 lines x 40/80 characters **\$129.00**

ZVM 133 • 13" diagonal screen • RGB input • 25 lines x 80 characters • 640 x 240 pixels green screen only switch • 16 colours including PC brown **\$799.00**

APPLE MACKINTOSH **\$2549.00**

Peripherals for your Apple:

- Z80 **\$ 49.00**
- 80 x 24 Video Card with Soft Switch **\$ 69.00**
- 16K RAM Card **\$ 49.00**
- 128K RAM Card **\$159.00**
- Parallel Card with Cable ... **\$ 65.00**
- Serial Card **\$ 69.00**
- Apple Programmer **\$ 65.00**

- AMDEK COLOUR 3+ **\$389.00**
- RGB Monitor 90 Day
- RCB Card for Apple 2 +, or 2 E **\$99.00**

MEMORIES, At prices you can't forget! All prime stock and we guarantee the best price.

- 4116 150 or 200ns **\$ 1.39**
- 4164 150ns **\$ 5.99**
- 41256K 150ns **\$37.00**
- 2114 200ns **\$ 1.89**
- 6116 150ns **\$ 7.99**
- 2716 450ns **\$ 4.99**
- 2716 300ns **\$ 5.99**
- 2732 350ns **\$ 6.99**
- 2764 300ns **\$ 9.95**
- 27128 300ns **\$21.95**

Special Parts for your IBM & Apple Compatibles

Prices good till January, 1985

- 8087 **\$245.00**
- 8088M **\$22.00**
- 8237A-5 **\$23.95**
- 8250 **\$14.99**
- 8253A-5 **\$ 9.95**
- 8255A-5 **\$12.99**
- 8259A **\$ 9.95**
- 8284A **\$12.50**
- 8288 **\$22.00**
- NEC765/8272 Equip. **\$29.00**
- 74CS322 **\$ 7.99**
- 62 Pin Card Edge Connectors ... **\$ 2.59**
- 5 Pin Din Connector **\$ 1.70**
- 100ns Delay Line **\$ 8.95**
- 6502 CPU **\$ 5.99**
- Z80A CPU **\$ 5.29**
- 68A45 CRT cont. **\$10.79**
- TMS99532 FSK Modem **\$25.95**

All Parts in our new 24 page catalogue except Memories and other parts which are advertised on this page are 10% Off, for any student, bulk order discounts, can be arranged!

Mail Order phone (416) 252-5285. Make sure you have our New Fall 1984 catalogue available in all November 1984 issues of ETI and Computing Now! magazines. If you need a catalogue, just call us and we will get you one for Free.

SURPLUSTRONICS

we will not be undersold

Thanks to you  and all our customers, our low-cost, no warranty policy has worked beyond our belief and at the same time saves you a FORTUNE. But you haven't seen anything until you read this ad!

NOTE: All prices on this page are final sale prices: NO warranty, NO returns, NO refunds BUT GIGANTIC SAVINGS. If you want a 120-day warranty, all you have to do is ask and pay somewhat more.

UNHEARD OF PRICE! 8088 Computer \$1349

All parts prime quality, no design compromises Fully assembled and tested Includes:

- 8088 motherboard with 64K
- Quality Cherry Keyboard
- Sturdy, quality case
- 90W max power supply with fan
- Colour Video board
- Floppy controller with provision of (but not including) RS232 and real time clock.
- One SA455 DS,DD Shugart 5 1/4 inch disk drive
- Motherboard completely socketed with AMP sockets



Monitor not included

For the price of \$1349 you get a blank 2764 EPROM, but pay extra \$55 and get the Phoenix Software Bios!

PERIPHERAL CARDS FOR YOUR APPLE & COMPATIBLE

Assembled, flow-soldered/cleaned and 100% tested

16K RAM Card	\$49.95
80x24 video card	\$69.95
Z80A Card	\$47.00
Parallel Printer Card (cables extra)	\$49.95
128K RAM Card with 64K	\$99.00
128K RAM Card with 128K	\$139.00
EPROM Programmer with Software	\$63.00
(programs 2716, 2732, 2732A, 2764)	
8" Floppy Controller	\$79.00
Modem	\$78.00

Autoanswer/autodial, touch tone or pulse dial. Plugs right into the system.

Apple Compatible Disk Drives (SA390)	\$229.00
Case with numeric keyboard	\$129.00
Power Supply (Hydro Approved)	\$65.00

IBM is a registered Trade Mark of IBM Canada Limited
Apple is a registered Trade Mark of Apple Canada Limited

Huge variety of Surplus stock at low, low prices. New shipments arriving. No reasonable offers refused. Prices subject to change without notice!

PERIPHERAL CARDS FOR YOUR IBM AND COMPATIBLE COMPUTER

Colour Video Board \$178.00
Composite video or RGB Video

Floppy Controller \$139.00
Handles up to four 5.25 inch DS,DD IBM compatible drives. Provision for (but not included) clock and serial port.

Floppy Controller with RS232 . . . \$159.00
As above but with RS232 interface.

Floppy Controller w. clock/RS232 \$188.95
As above but with real time clock/calendar with a battery backup and clock software.

Parallel and Game Port Card \$65.00
Cable and connector extra.

Peripheral Interface Card \$139.00
Includes two serial ports, parallel port, game port and provision for (but not including) real time clock.

Clock/Calendar Option \$29.00
With battery backup. Price is extra.

256K & Multifunction Board
Includes: Serial port, parallel port, game port, provision for optional real time clock/calendar and socketed for up to 256K RAM.

With 64K RAM \$189.00

512K Board.Socketed for 512K including:

64K RAM	\$179.00
256K RAM	\$365.00
512K RAM	\$599.00

IBM Compatible Disk Drives \$229.00

Brand New, fresh from factory. Shugart SA455 40 track, double sided, double density Slimline. We have ordered 10,000 from Shugart - that is why we can pass the savings on to you.

IBM Compatible Keyboards

Brand New	
Maxiswitch	\$149.00
Cherry	\$159.00

Cases - High Quality

Conventional Sliding type
 \$59.00 |

Hinged at two points allowing you easy access
 \$69.00 |

Special:

Conventional Case with 90W max power supply and fan	\$169.00
Hinged Case with power supply	\$179.00

Mail Orders add \$5.00 minimum for shipping & handling. Ontario residents add 7% P.S.T. Visa, Mastercard and American Express cards accepted: send card number, expiry date, name of bank and signature. Send certified cheque or money order, do not send cash.

Circle No. 8 on Reader Service Card
More lines to serve you better
(416) 960-1350

Surplustronics, 310 College Street, Toronto, Ontario, M5T 1S3



Our Cover

The ECS6 portable 6502 accompanies the products reviewed in this issue: a plotter, a light pen, circuit software, and a modem; photos by Bill Markwick.



Audit Bureau of Circulation

Electronics Today is Published by:
Moorshead Publications (12 times a year)
 Suite 601, 25 Overlea Blvd.
 Toronto, Ont. M4H 1B1
 (416) 423-3262

Editor: **William Markwick**
 Editorial Assistant: **Edward Zapletal**
 Director of Production: **Erik Blomkwist**
 Creative Manager: **Ann Rodrigues**
 Production: **Douglas Goddard**
 Neville Williams
 Naznin Sunderji
 Circulation Manager: **Lisa Salvatori**
 Advertising Director: **Omar Vogt**
 Advertising (Que.) **John McGown & Associates**
 (514) 735-5191
 Advertising (B.C.) **(604) 688-5914**

Publisher: H.W. Moorshead; **Executive Vice-President:** V.K. Marskell; **General Manager:** S. Harrison; **Controller:** B. Shankman; **Accounts:** P. Dunphy; **Reader Services:** C. Wyatt, S. Halladay, H. Brooks, R. Cree; **Advertising Services:** D. Whitehead

Newsstand Distribution:
 Master Media, Oakville, Ontario

Subscriptions:
 \$19.95 (one year), \$34.95 (two years). For US add \$3.00 per year, other countries add \$5.00 per year. Please specify if subscription is new or a renewal.

Postal Information:
 Second Class Mail Registration No. 3955. Mailing address for subscription orders, undeliverable copies and change of address notice is:
 Electronics Today International, Suite 601, 25 Overlea Blvd., Toronto, Ontario, M4H 1B1

Printed in Canada

Moorshead Publications also publishes Computing Now!, Computers in Education, and Software Now!.

Advertiser's Index

Active Components Sales Corp.	55
Advance Interface Electronics Inc.	12
BCS Electronics Ltd.	11, 56, 57, 61
Brunelle Instruments Inc.	7
Computer Parts Galore	28, 29
Cyprus Products Inc.	64
Daetron	53
Dana's Computer Discount	60
EDG Electronic Distributors Inc.	8, 9
Electronic Control Systems	31
Exceltronix	2, 3
Electronics Book Club	33
Gladstone Electronic Supply Co. Ltd.	63
KB Electronics	35
Kaientai Electronics Merchants Ltd.	53
Kitstronic International Ltd.	27
McGraw Hill	25
Metermaster	37
Orion Electronics Supplies Inc.	40
Protec Microsystems Inc.	59
Seagrams Distillers Ltd.	62
Surplustronics	4

Electronics Today


January 1985

Vol 9 No. 1 ISSN 07038984

Canada's Magazine for Electronics & Computing Enthusiasts



ECS6 Review, p. 34



Hammond Radio, p. 38

Features

Index 1982-84	16
Plasmon Solar Cells	26
Computing Today: Projectile Motion	30
Hammond Radio Museum	38
Electronics in Action	46

Reviews

Cosmic Printer/Plotter	10
Tech-Sketch Light Pen	13
EMP 1200A Modem	24
ECS6 Portable Computer	34
ACNAP Circuit Design Software	58

Projects

Analog Capacitance Meter	22
RS232 Breakout Box	45

Series

Designer's Notebook: Customised ICs	20
Configurations: Multivibrators	50

Columns, News, and Information

For Your Information	6	Computing Now! This Month	43
Software Now! This Month	14	Next Month	44
Back Issues	19	Subscriptions	44
Circuit Ideas	41	Product Mart	48
Order Form	43		

Copyright

All material is subject to worldwide copyright protection. All PCB patterns are copyright and no company can sell boards to our design without our permission.

Liability

While every effort has been made to ensure that all constructional projects referred in this magazine will operate as indicated efficiently and properly and that all necessary components are available, no responsibility whatsoever is accepted in respect of the failure for any reason at all of the project to operate efficiently or at all whether due to any fault in the design or otherwise and no responsibility is accepted for the failure to obtain component parts in respect of any such projects. Further no responsibility is accepted in respect of any injury or damage, caused by any fault in design of any such project as aforesaid.

Editorial Queries

Written queries can only be answered when accompanied by a self-addressed, stamped envelope. These must relate to recent articles and not involve the staff in any research. Mark such letter ETI Query. We cannot answer telephone queries.

Binders

Binders made especially for ETI are available for \$9.25 including postage and handling. Ontario residents please add provincial sales tax.

Back Issues and Photocopies

Previous issues of ETI Canada are available direct from our office for \$4.00 each; please specify by month, not by feature you require. See order card for issue available.

We can supply photocopies of any article published in ETI Canada; the charge is \$2.00 per article, regardless of length. Please specify both issue and article.

Component Notation and Units

We normally specify components using an international standard. Many readers will be unfamiliar with this but it's simple, less likely to lead to error and will be widely used everywhere sooner or later. ETI has opted for sooner!

Firstly decimal points are dropped and substituted with the multiplier: thus 4.7uF is written 4u7. Capacitors also use the multiplier nano (one nanofarad is 1000pF). Thus 0.1 uF is 100nF, 5600pF is 5n6. Other examples are 5.6F = 5p6 and 0.5pF = 0p5.

Resistors are treated similarly: 1.8Mohms is 1M8, 56k ohms is the same, 4.7kohms is 4k7, 100ohms is 100R and 5.6ohms is 5R6.

PCB Suppliers

ETI magazine does NOT supply PCBs or kits but we do issue manufacturing permits for companies to manufacture boards and kits to our designs. Contact the following companies when ordering boards.

Please note we do not keep track of what is available from who so please don't contact us for information PCBs and kits. Similarly do not ask PCB suppliers for help with projects.

K.S.K. Associates, P.O. Box 266, Milton, Ont. L9T 4N9.

B—C—D Electronics, P.O. Box 6326, Stn. F, Hamilton, Ont. L9C 6L9.

Wentworth Electronics, R.R. No. 1 Waterdown, Ont. L0R 2H0.

Danocinths Inc., P.O. Box 261, Westland MI 48185 USA.

Arkon Electronics Ltd., 409 Queen Street W., Toronto, Ont., M5V 2A5.

Beyer & Martin Electronic Ltd., 2 Jodi Ave., Unit C, Downsview, Ontario M3N 1H1.

Spectrum Electronics, 14 Knightswood Crescent, Brantford, Ontario N3R 7E6.

New CMOS/NMOS Special Functions Data Manual

Motorola Logic and Special Functions Division announces the new CMOS/NMOS Special Functions Data Manual. A complete compilation of product specification and application information, this comprehensive book covers more than 60 Special Function VLSI integrated circuits offered by Motorola. It consists of eleven detailed chapters, including separate chapters for each family of devices: CMOS ADCs/DACs, CMOS Decoders/Display Drivers, CMOS Operational Amplifiers/Comparators, CMOS/NMOS PLLs/Frequency Synthesizers, CMOS Remote Control Functions, CMOS Smoke Detectors and Miscellaneous Functions.

Pricing for the new Motorola CMOS/NMOS Special Functions Data Manual is \$1.60 each in quantities of 1-9; \$1.35 each for 10-24; and \$1.20 each for 25 or more. Copies of this data book can be obtained by calling the nearest Motorola components dealer, or by sending the appropriate payment to Motorola's Literature Distribution Center, Broadway Building #1, 616 W. 24th St., Tempe, AZ 85282. Request book number DL130.


Sony Tokyo announced that it will market in Japan, starting October 21, a high-density digital television system, which incorporates double-speed non-interlace scanning, and a multi-functional digital television receiver called the Digital Canvas.

The DSC-10 is a non-interlace scanning unit which doubles the number of scanning lines (NTSC 525 lines) by means of digital interpolation to reproduce a bright and fine-grained picture without line flickers. This digital scan converter converts video and RGB signals into RGB double-speed non-interlace signals (31.5kHz).

The KX-14HD1 multi-scan color monitor is so designed to reproduce the signal information supplied from the digital scan converter in double-speed non-interlace scanning. Its newly-developed Auto Tracking Scan System makes it possible to monitor a wide range of scanning frequencies (from 15 to 34kHz). This color monitor thus can be used not only with a videotape recorder and a videodisc player but also with a personal computer (24kHz) and a CAPTAIN terminal (31.5kHz), just to name a few types of visual equipment.

Also, in the Test Equipment Review, the photographs of the Sony/Tek scope and the Hameg HM208 scope were interchanged. Our apologies to the distributors.

Tri-State Databox



Ideal for data equipment users, communications companies, service organizations, equipment manufacturers and hobbyists, the pocket-size self-contained Tri-State Databox simply plugs in between the data terminal equipment and either the modem or communications equipment.

Dual-in-line switches permit interruption of any of 24 interface signals for fast and simple locations of the source of trouble. Tri-state LED's show RED for positive signals, GREEN for negative signals, and OFF for invalid signals. A separate 5-position dip

switch allows lines 2 and 3 to be swapped for modem reversal, or to apply positive voltage for test applications.

The Databox Tri-State Databox is battery operated and includes a low battery indicator. Units are available in stock at authorized ACA distributors across Canada. Contact: Ms. Kelly Widdes, Allan Crawford Associates Ltd., Test & Measurement Division, 6503 Northam Drive, Mississauga, Ontario L4V 1J2, (416) 678-1500.

Circle No.58 on Reader Service Card

New Battery Holder Accepts Most 3V Coin Cells

The new BH1000 single cell battery holder from Memory Protection Devices Inc. will accept most 3-volt lithium coin cells up to 24mm x 3.0mm in size. The holder may be permanently soldered on a PC board for reliable memory protection.

The coin cell clips right in for easy installation and maintenance. BH1000 is made of tough, high temperature molded Valox with spring-tempered, stainless steel, nickel plated contacts that are designed to ensure correct polarity. It is also low profile for high density packaging.

For a sample and complete specification on the new MPD BH1000 single-cell battery holder, contact: Memory Protection Devices Inc., 320 Broad Hollow



Road, Farmingdale, NY 11735. (516) 454-0340.

Circle No.57 on Reader Service Card

New Miniature Retro-Reflective Photoelectric Switches

ELECTRO announces availability of their new line of PHOTO-TROL® Model LR200 Retro-Reflective Photoelectric Switches. Units can be powered with either AC or DC voltages. AC models contain a solid-state triac switch. DC models are solid-state, open-collector switches and are protected against polarity reversal, and/or short circuit. Among the smallest (less than 3/4-inch in dia.), PHOTO-TROL® photoelectric switches are completely self-contained, utilize pulsed infrared energy, and are unaffected by ambient light allowing full use in industrial environments. Features include: LED indicator for switch status; housings meeting NEMA 1,



2, 3R, 3S, 4, 4X and 13 standards.

Electro Corporation is represented and stocked by Atlas Electronics Limited, 50 Wingold Avenue, Toronto, Ontario.

Branch sales offices are in Montreal, Ottawa, Winnipeg, Calgary, and Vancouver, with distributors located across Canada. For further information please contact, Bruce Petty at (416) 789-7761.

Circle No.60 on Reader Service Card

After two years, we have an issue with no Roger Allan science articles other than the Electronics in Action column. After doing an excellent job of covering science for us, Roger has accepted the job of editor of Computers in Education, another Moorshead publication. Our best wishes to Roger in his new career.

The editor would like to point out that the review of the Psion Organiser in last month's issue was written and typeset before the publisher decided to sell the Psion as a limited-time reader offer. Too bad, he adds, I could have held out for thousands of dollars.

After 21 years of faithful service an old war horse is being put out to pasture. This Canadian record achieved at Chalk River Nuclear Laboratories by their PDP-1 computer, one of the first computers to be used in Canada on-line with experiments.

The PDP-1 was purchased from Digital Equipment of Canada Limited, and in its time it processed raw data from the EN-1, the world's first tandem accelerator or "atom smasher," which was delivered to Chalk River in the summer of 1958. Then, five years later PDP-1 came aboard, to be added to the Laboratories' research facilities.

In 1966 EN-1 was dismantled and sold for one dollar to the University of Montreal. It was replaced by the powerful new MP tandem accelerator, originally capable of operating at 10 million volts, later upgraded to 13 MV. The PDP-1 was hooked up to the new accelerator, and it provided faithful service from that time.

The computer was replaced because maintenance became a problem. In the fast-paced world of computers the normal servicing lifetime is 5-10 years. The PDP-1 used germanium transistors, which are now not available, and it became more and more difficult to keep it operating.

The PDP-1 had a memory of 32,000 18-bit words and a memory cycle time of 5 microseconds. It cost \$439,000 21 years ago, but computers have since developed to the stage where even a \$300 home computer has the same memory capacity and a shorter 1 microsecond cycle time.

The contrast as to size between the PDP-1 and the Perkin-Elmer 3230 which replaces it is even more striking than this cost comparison. The PDP-1 takes up about as much space as a half a dozen home freezer units. The central processor and memory boards of the 3230 are about the size of an AM/FM tuner.

The mighty mite, however, has a memory of a million 32-bit words, and can support four million in total. The 3230 computer will be part of the new tandem accelerator superconducting cyclotron complex, reading data from new experiments which will be possible with the vastly improved research facility.

In its long and useful service, says CHALK TALK, the CRNL newsletter, the PDP-1 has played its part in many contributions to scientific knowledge, ranging from physics experiments to those of interest to environmental scientists, archaeologists and engineers. Of immediate practical importance have been radiation damage studies, the development of new radiation detectors and the pioneering of on-line and automatic data analysis systems.

A generation of physicists at Chalk River and in universities who have used the tandem accelerator will perhaps mourn the passing of a link with the past, but its successor will be an enormous improvement capable of playing an expanded role in discoveries yet to be made with exciting new facilities about to come into operation.

By David P. Dempster

Aerosol PCB Cleaning Solvent

Micro Care aerosol cleaning solvents remove flux from printed circuit boards thoroughly by combining soaking, scrubbing and flushing in the same operation.

Designed with a comfortable "trigger grip" that gives the operator added control without hand fatigue, the Spray-Thru-Brush attaches directly to the valve orifice on the can of Micro Care solvent. This sturdy hand-held attachment allows remote spraying

up to three feet from the master can. It also provides flexibility for bench operations, permitting two or more operators to use one can.

For more information about Micro Care aerosol solvents, contact: Larry H. Heisler, GENESOLV Solvent Systems Group, Allied Corporation, P.O. Box 1139R, Morristown, New Jersey 07960, or call (201) 455-6751.

Circle No.59 on Reader Service Card



continued on page 18

THE BRUNELLE Commander

SERIES

Providing Sine, triangle, square, pulse and ramp outputs over the 0.2Hz to 2MHz frequency ranges.

Dependability you can count on. Meets toughest demands!

Model 3030 Function Generator



\$415

Featuring

- Accuracy of $\pm 5\%$
- VCF input
- Variable DC offset
- TTL or CMOS pulse output

- Measurement range from 0.1Hz to 10MHz
- High input sensitivity of 20mv RMS
- 2 year warranty
- Digital display



BRUNELLE INSTRUMENTS INC.
826 Belvedere St.
Sherbrooke, Quebec J1H 4B8
Tel: 1-819-569-1408 Telex: 05-836266

Available from:
• Active Components Stores
across Canada
• Fathom Atlantic,
Dartmouth, Nova Scotia

Mail orders accepted. Send certified cheque or money order. Add \$3.00 for shipping. Quebec residents add 9% P.S.T.

New—Sinclair QL

- * 32-bit processor
 - * 128K memory
 - * two built-in microdrives
 - * high resolution colour
- Includes software:**
word-processing
database management
spreadsheet
graphics

The Sinclair QL revolutionizes the computer revolution. It offers the utmost in performance, speed and power at the remarkably low price of only \$799.95.

The QL is a full-size computer designed around the most powerful and advanced microprocessor yet created for the personal computer: the Motorola 68008. With 128K RAM, expandable to 640K. Two built-in Microdrives. Networking. A full-sized QWERTY keyboard. And its own operation system — QDOS — which accomodates windows and even multi-tasking. High resolution colour or black and white display, on either monitor or TV. Two RS-232C serial interfaces. Joystick cursor control.

That's just the hardware. The QL also comes with all the software you need to get started right away doing useful work. Word processing. Spreadsheet. Graphics. Database management. A powerful set of programs as sophisticated and as easy to use as any on the market.



Powerful Processors

The 68008 is already the favourite choice of software designers for its speed and flexibility. Its 32-bit architecture virtually gurantees the QL will never become outdated, and that wide software choices will be available in the future.

A second processor, an Intel 8049, controls the keyboard, generates the sound, and acts as an RS-232 receiver.

New Operating System

QDOS resides within the QL's 32K ROM. It is a single-user multi-tasking, time-sliced system using Sinclair SuperBASIC as a command language. Multi-tasking allows you to run several programmes individually and simultaneously, a feature normally found on computers costing at least 10 times as much as the QL.

128K Memory Expandable

The QL comes with a generous 128K of internal RAM, more than enough for the largest programmes you'll want under ordinary circumstances. An optional expansion board can turn your 128K into 640K simply and inexpensively.

Professional Keyboard

The QL keyboard is designed for fast, accurate input of data and programmes. It is a full-size QWERTY keyboard, with 64 keys, including shift keys, five function keys, and four separate cursor control keys. Key action is positive and precise.

The Microdrives

The QL's cartridge tape storage system is very much a part of the Sinclair revolution. For the first time floppy disk performance has been matched in a compact medium far less expensive to own. Depending on programme length, load time is 10 to 20 times faster than cassette. The rate of data transfer is actually a little faster than floppy disk. You can store up to 50 files, or 100K, per cartridge. Microdrive maintains an index so you can see exactly what's on any cartridge.

The QL has two built-in Microdrives, with expansion of up to six more.

A New Basic

The Sinclair SuperBASIC combines the familiarity of BASIC with a number of major developments which allows the QL's full power to be exploited. Procedure facility allows code to be written in clearly-defined blocks. Extendability allows new procedures to be added which will work in exactly the same way as the command procedure built into the ROM with which you're already familiar. Constant execution speed means SuperBASIC won't get slower as your programmes get larger. Instead, long programmes run much faster than with other Basics.

Incredible Extra Features

The QL features built-in networking capability for up to 64 QL computers. Set up local area networks of QL computers to swap information, ideas and programmes, shared over the network at 100K baud.

High resolution graphics? Up to 512 x 256 pixels (4 colour), 256 x 256 (8 colour). ROM expansion? The QL will accept an additional 32K ROM cartridge.

Included — QL Pro

Four fully-interactive programmes designed especially for the QL. Data from one programme can be transported to another. For example,

Word-processing

QL Quill word-processing gives an exact screen display of how your printed work will appear. Helpful prompts are available on-screen to step you through every word-processing task. Features include automatic word-wrap and paragraph indentation. Delete text by character, word, line or by block. Search and replace. Cut and paste, set tabs, margins, line spacing, headers and footers, view wide document. Combine data from other QL programmes. Boldface, superscript, subscripts, underline, hyphenate, overwrite. And more!

Spreadsheet

QL Abacus makes simultaneous calculations and "what if" model-construction easier than they have ever been. Refer to rows, columns, and cells by names, not just letters and numbers. Function keys can be assigned calculations with a single key-stroke. On screen prompts and Help menus simplify operations. You can link spreadsheets, use multiple windows, vary column width and justification of text. Scroll windows jointly or separately horizontally or vertically. There are many more features!

only \$799⁹⁵

Including Professional Software



32-bit processor architecture
128K RAM, and QDOS
combine to give the
QL the performance
of a mini-computer
for the price of a micro.

Professional Software!

figures from the spreadsheet can be transferred to the Graphics programme for an instant visual presentation!

Database management

QL Archive is an extremely sophisticated yet easy to use filing system using a language even simpler than BASIC. You can define relationships, extract data and reorganize it, do statistical and accounting calculations and more. Screen editor allows you to design your own screen and format reports. Procedure and programmes may be written and saved for repeated use. Choose from 84 command words for queries, cross-reference entries, and search any number of files. Easy-to-use since everything is performed within the framework of familiar information prompts and Help menus.

Graphics

Spectacular colour graphs are easy to create with single key-stroke commands. QL Easel does not require you to format display before entering data; it handles design and scaling automatically or under your control. There are nine graph styles. Text can be added or altered as simply as data. QL Easel can also manipulate and evaluate data using a series of command math functions and formulas.

Getting the most from your QL

Your QL is supplied with a comprehensive set of manuals that make learning not only painless, but truly enjoyable. The QL manual includes a SuperBASIC reference manual, programming tutorial, and complete guides to the software. The manual also contains details of QL's comprehensive 90-day warranty, and service information.

Here is what you get:

Your QL comes complete with power supply, cables, manual, software and blank Microdrive cartridges. You will also receive information on the Canadian QL Users Club — available only to purchasers within Canada. Please remember as well that only QL's purchased in Canada can be serviced under the terms of the warranty. All orders will be acknowledged by return mail. Due to anticipated heavy demand please allow 4-6 weeks for delivery.

EDG offers a **7-day money back guarantee** on QLs purchased directly from us. The QL may also be available through local dealers in 1985.

Future Developments

Future QL products under development include a "C" compiler, 68000 assembler, Terminal emulator (that will allow you to tie your QL into a mini or even a main-frame computer). A 0.5Mb memory expansion board. Analogue-to-digital converter that could turn your QL into a home sound studio. Winchester hard disk interface. Parallel printer interface. IEEE-48 interface for engineering and scientific applications.

How to Order your QL

By Mail:

Complete the coupon and mail it to EDG Electronic Distributors Inc. at the address shown below. Enclose your credit card number or cheque. (Certified cheque NOT required)

By Phone:

Call (416) 636-9415. Order lines open 7 days a week, 24 hours. Have your VISA or MASTERCARD ready. Call evenings or weekends for lower telephone rates. Queries can be answered only during business hours.

Sorry — no personal shopping.

Mail to: **EDG Electronics Distributors Inc.**
3950 Chesswood Drive,
Downsview, Ontario.
M3J 2W5

Please send	Each	Total
_____ Sinclair QL Computer	\$799.95	_____
_____ Shipping & Handling	15.00	_____
_____ Ont. res. add 7% PST	57.05	_____
	TOTAL	_____

Enclosed is: Cheque Money Order Visa Mastercard

Charge to: _____

Number _____ Expiry _____

Signature _____

Name _____

Address _____

City _____ Prov _____ Code _____

Telephone _____

Cosmic CMP-9022 Plotter Printer

***A new compact four-colour plotter/
printer with some impressive
qualities and a low \$249.95 price-
tag has landed on our shores.***

By Edward Zapletal

There was a time when things such as plotters, as well as printers, were luxuries that only the higher computing gods could well afford. The years have passed and the age of miniaturization has changed all of that. Not looking much bigger than a printing desktop calculator, the CMP-9022 four-colour plotter/printer is proof positive that good things come in small packages.

At First Glance

Setting up the 9022 is no big deal. You will need a Centronics parallel interface and cable for making the necessary con-

nections to your favourite micro. One minor problem encountered was a lack of locking clips for the interface cable on the plotter itself. Each time we tried to insert the cable into the plotter it would pop back out. A call to Gladstone Electronics solved the problem in a flash. The particular unit which we were in the possession of had been dismantled earlier and a spacer was left out upon reassembly. We rectified the problem with masking tape.

A definite plus for this machine is its use of regular paper as opposed to thermal. The 114cm-wide by 55m-long paper fed easily into the back of the unit, but the

holder containing the roll seemed to be a bit shakey when in position. An attempt to turn the unit over for a look at the underside resulted in the quick departure of the holder from the plotter.

On the top of the 9022 you will find the usual printer-like button switches: line feed, colour select, and pen change as well as paper end and power indicator lights. The underside reveals three slide switches for controlling carriage return, 40/80 character width, and ASCII/Japanese character sets. The Centronics cable fits into the side as does the power cord.


The pen holder, which contains the four 2.5cm-long ballpoint cartridges, is surprisingly small. Changing the pens is a snap and above all there is no mess. The colours are sharp and there didn't appear to be any skipping as some ballpoints tend to do.

Powering up the unit caused it to go into its self-test routine; printing four coloured squares across the paper. If you keep the line feed button depressed while administering the power switch the 9022 will etch out the four squares as well as its entire set of 96 ASCII characters.

BASICally Speaking

The unit is capable of operating in either text or graphics mode and the quality of both is superb. The smallest letter produced was approximately 1mm in height and it was very readable. The resolution of the graphics is 0.2mm per step according to the specifications; I'd hesitate to argue that point because a circle produced by the 9022 actually looked like a circle.

Programming is no problem since all commands are incorporated into standard BASIC. There are four standard control codes used in the text mode: backspace, paper reverse, switch to graphics, and next colour. The CHR\$ function is used to activate these, and there are others which you can get by experimenting (or by looking at the ASCII chart in the back of the manual).



The graphics mode contains 13 graphics commands which include: colour change, pen movements (with or without drawing), character size, and rotation of printing. Depending on the version of BASIC you happen to be using, the print statement used to initiate the commands may be either PRINT or LPRINT. On the Apple version a PR#1 is necessary to activate the interface before any printing or plotting is attempted.

The following is an example of a simple program which moves the pen to a specific starting location on the paper, sets the origin (0,0) of the X and Y axes using the I command, and proceeds to draw a triangle using the "D" command.

```
10 REM *** I-Command ***
20 PR#1
30 PRINT CHR$(18)
40 PRINT "M100,-240"
50 PRINT "I"
60 PRINT
  "D100,170,200,0,0,"
```

Line 20 of the program activates the plotter (Apple ver.) and line 30 turns on the graphics mode. The print statement in line 40 tells the plotter to move the pen to a location 100 units to the right of the left paper edge and 240 units down. This will appear as a diagonal motion when the program is executed. The "I" command sets the current pen location to the point 0,0 (origin) in preparation for drawing. The numbers following the "D" command are actually grouped in pairs (coordinates) from left to right and are the destinations to which the pen will draw. For instance: 100,170 signals the pen to draw a line to a location 100 units to the right and 170 units up from the starting point and so on.

If you're not quite familiar with all this X and Y axis stuff then you might have to read up on your geometry. Don't panic though, if this all sounds too complicated the best way to get acquainted with the 9022 is by playing with it.

The Manual

Just a word about the instruction manual. The benefits from owning this dandy little plotter are actually two-fold. First, you become proficient in creating great graphics, and second, you will be completely fluent in Taiwenglish. Taiwenglish? This is not a new phenomenon but one which has been around as long as imported goods from the Far East. It's actually a cross between Taiwanese and English resulting from direct translation to the latter. It seems as though the good folks over there are determined to write instruction manuals this way. They are very entertaining to read, but it may be difficult to understand what it is that they're trying to tell you. Enough said.

Electronics Today January 1985

Wrap It Up Please

The 9022 really has to be seen to be appreciated. Its sleek compact design and low price make it ideal for anyone wanting to get into computer graphics. The \$1000 dot matrix graphics printer is no longer the only route to go for the home computing enthusiast who wants to generate simple graphics, in colour to boot!

Quick Index

Price \$249.95

Available: Gladstone Electronics
1736 Avenue Rd.,
Toronto, Ont.
M5M 3Y7
(416) 787-1448
-800-268-3640 for
telephone orders.

Circle No. 35 on Reader Service Card

PROBES FOR SALE

FROM THE BEST SOURCE FOR OSCILLOSCOPE PROBES AND DMM/VOM TEST LEAD SETS.

MODEL	FEATURES	PRICE	MODEL	FEATURES	PRICE
OSCILLOSCOPE PROBES			DMM/VOM TEST LEAD SETS		
M12x1	x1,300MHZ	42.40	TLS2000	Safety Engineered • Burn Resistant Highly Flexible Cables • Retractable	21.64
M12x10	x10,250MHZ	50.10	STLS2000	Safety Sleeve Plugs • TLS2000 includes Probes, sprung hooks, alligator clips & spade terminals	16.34
M12SW	X1,X10,250MHZ	56.80	ITL1000		12.52
LOGIC ANALYZER PROBE			HV40B	40KV HIGH VOLTAGE	83.00
LG3	X10, 100MHZ IC GRABBER	36.70	M120M4	100KHz - 750MHz RF Demodulator Probe BNC or Banana Jack	53.50

**SAVE UP TO 60%
ORDER YOURS TODAY
SATISFACTION GUARANTEED**

For All Oscilloscopes up to 300 MHz available with x1 to x100 attenuation

MODEL M12x10 SHOWN WITH INCLUDED ACCESSORIES

INSTANT REPAIR

Probe tip, Head, BNC and Cable all screw into place easily and quickly.

LOW COST

HIGH QUALITY

EXCELLENT PERFORMANCE

SLENDER, FLEXIBLE CABLE

Your Probe Specialists



980 Alness St. Unit 7,
Downsview, Ontario,
M3J 2S2
(416) 661-5585
TELEX 065-28169

Coline Canadian Sales & Stocking Source

Store Hours:

Monday to Friday 8:00 am to 5:00 pm,
Saturday 10:00 am to 1:00 pm.

Circle No. 30 on Reader Service Card

11

ADVANCE-INTERFACE ELECTRONIC INC.

INTEL® C8087-3 \$190.00	NEC SPECIAL ICs μPD 765A (= 8272) \$22.00 μPD 7201C (= 8274) \$22.00 μPD 7210C \$26.00 μPD 7220D \$46.00	By-Pass Cap AVX 0.1 μf 50V \$1.20/10 pcs	IBM® compatible Keyboard \$129.00
HITACHI/NEC 64K D-RAM 4164-150ns \$45.00/set of 9 pcs	UARTS AY3-1015D \$7.00 (Single + 5V) AY5-1013A \$5.90	IBM® compatible PANASONIC JA551-2 DISK DRIVE \$215.00 (same as Shugart) SA-455	Verbatim/Datalife® 3½" Diskette \$8.99 for HP® & Macintosh®
Chips set for 8088 system 1) 8088D 2) 8237A-5 3) 8253A-5 4) 8255A-5 5) 8259A-5 6) 8284A 7) 8288D \$85.00/7 chip set NEC MIT TOS FUJ	NEC/TOSHIBA 256KX 1 D-RAM 41256-150ns \$65.00	3M® 5¼" DISK DS-DD-RH \$33.00/box of 10	Verbatim/Datalife® MD525-01-18161 SS-DD with plastic box \$26.00/box of 10 CALL NOW!!!
RAM HM6116LP-3 \$ 7.00 TMM2016AP-10 \$ 7.00 TMM2114AP-12 \$ 1.90 HM6264LP-15 \$44.00 TC5514AP-2 \$ 4.50	130W POWER SUPPLY for 8088 XT (with fan & housing) \$230.00	STAR® PRINTERS * GEMINI-15X \$ 590.00 * DELTA-10 \$ 620.00 * DELTA-15 \$ 870.00 * RADIX-10 \$ 890.00 * RADIX-15 \$1025.00 * RADIX-10/PC \$ 890.00 * RADIX-15/PC \$1025.00 * POWER TYPE DAISY WHEEL \$ 610.00 (1 yr. warranty)	
Z80A SERIES Z80A-CPU \$ 4.50 Z80B-CPU \$12.50 Z80A-CTC \$ 5.20 Z80A-DMA \$15.00 Z80A-DART \$10.50 Z80A-PIO \$ 5.20 Z80A-SIO/0 \$15.00 Z80A-SIO/1 \$15.00 Z80A-SIO/2 \$15.00 ZILOG®	We carry full range of: * connectors * semi-conductors * data-cables * programing service * cable assemblies * floppy-diskettes * tape cartridge * floppy & Winchester disk drives * printers * AC power line filters CALL us for all of your IC QUANTITY pricing!!!	10-MB HARD DISK for 8088 XT (6 month warranty) * 10-MB CMI-5412 drive with Western Digital controller \$1099.00/set * 10-MB CMI-5412 full height Winchester drive \$799.00	

* All prices and availabilities are subjected to change without notice

***** Call us for OEM pricing & delivery information *****

Parts are 100% guaranteed

Mail Orders add \$5.00 for shipping and handling. Ontario residents add 7% P.S.T. VISA, Mastercard, Money Order and Certified Cheque accepted.

ADVANCE-INTERFACE ELECTRONIC INC.


232A Queen St. West, 2nd floor, Suite 1, Toronto, Ontario M5V 1Z6

TELEX = 06-966800

FAX = 416-495-1214 (G2/G3)

TEL = 416-591-8433

Tech-Sketch Light Pen




Turn your TV into a video canvas and keep the kids from drawing on your freshly-painted walls.

By Edward Zapletal

LIGHT PEN technology is certainly not new in the world of computing; design engineers have been using them to create prototype drawings of everything from cars to integrated circuits. Lately, though, with the declining cost of peripherals for microcomputers, the light pen is finding a place in the home computer graphics market. The latest entry into that market is the Tech-Sketch Light Pen from Tech Sketch Inc.

To be perfectly honest, there really isn't much to a light pen except a cable, push-button switch, and a photocell. The real guts behind the whole thing is the software. The Tech-Sketch comes packaged with the Micro Illustrator software from



Island Graphics in formats for: the Apple IIe, II+, II, (and compatibles?), Commodore 64, and Atari computers. We were fortunate enough that the Tech Sketch people bestowed us with an Apple version for this review.

Plugging In

Upon its arrival, we eagerly unpacked the necessary hard and software which included the light pen, diskette, and interface card complete with an attached jumper clip. By the way, the card is required only for the Apple versions and is considered an optional extra.

There is a choice of two slot locations for the insertion of the light pen interface. This is for Apple and clone users alike who have few vacancies in the 01' slot motel. The recommended location is in slot 5 with the jumper clip connected to resistor R8 (2k ohms) for the II or II+, and R5 on the IIe. These resistors are located near the game IO sockets and care should be taken when connecting up to them. If slot five is occupied, slot seven will do just fine, and the jumper is ignored in this case. The reason for using the jumper clip, according to the Tech Sketch people, is because there is no direct connection to the video synch from slot five.

Tech-Sketch Light Pen

Micro Illustrator

As mentioned previously, the driving software for the pen is the Micro Illustrator. This is the same Micro Illustrator used in conjunction with the popular Koala Pad graphics tablet. For the purposes of putting the light pen and software through their paces, I opted for an Apple II+ more out of necessity than availability. I had originally planned, at this point, to describe the difficulty encountered in making the whole thing work on an Apple compatible, but to be fair I will tackle the light pen first. Technical difficulties will be covered further on.

On booting the Micro Illustrator disk you are first greeted with the usual title and copyright information, in technicolour of course. After you've satisfied the computer's request for the slot location, some minor housekeeping details are in order in the way of calibrating the light pen's accuracy and speed of response. Once complete, you're on your way to becoming another Van Gogh.

The Menu Please

The Micro Illustrator's menu is divided into three main sections: commands, brush set, and color sets. The command section contains 15 functions for drawing the basic shapes such as lines, boxes, circles, frames and so on. There are nine brushes to select from, and there are a total of 18 colours arranged in two sets of nine. Strange things happen, though, when mixing colours from one set with those of another. Drawing a white line (colour set 1) on a powder-blue (colour set 2) background produced a red shadow around the line. According to the manual this is to be expected on the Apple computer.

One of the more interesting features of the Micro Illustrator is its *rubber banding* capability. Similar to Apple's Macintosh elastic software, this feature allows you to manipulate the size of frames, boxes, circles, discs, and rays for previewing purposes. By selecting the circle function, positioning the pen over the screen, and depressing the button, you create a centre point for a circle. Moving the pen away from that point causes a rubber band-like circle to appear on the screen. When you've decided that your circle is just right, depressing the button freezes your masterpiece.

Other features include ERASE, STORAGE, MAGNIFY, and ALIGN. The alignment command is used in the event that the cursor no longer appears to be directly under the tip of the pen. This is actually the same alignment function which sets up the Micro Illustrator at boot time.

The STORAGE command dumps you into yet another menu where the CATALOG, DISK FILE UTILITIES, LOADING,

and SAVEing routines are stashed. The disk utilities include the usual such as format, lock, unlock etc. Pictures can be saved or loaded to or from any DOS 3.3 disk.

Compatibility?

Clone (klon), n. *Biol.* a group of organisms derived from a single individual by various types of asexual reproduction. That's the Random House Dictionary definition of something that is supposed to be identical in every way to the original.

After powering down a number of the trusty Unitron 6502s here at the office, we proceeded to follow the instructions for connecting up to an Apple compatible computer. The software loaded without a hitch and everything looked rosey except for the fact that the light pen just wouldn't work. With the card in slot five and the jumper connected to the equivalent of the R8 resistor on the II and II+ versions, there was no action. Slot seven also proved to be a hopeless exercise. Meanwhile, the Tech Sketch people phoned to check on how things were progressing. After explaining the lack of success, we were instructed to return the pen for a replacement.

Our worst fears were realized when the new pen arrived and yielded the same results as before. There was no way in the world that this or any other Apple *clone* was going to give in. The Tech Sketch people in New Jersey were very sympathetic and did their best to assist us, but they were not able to offer any explanation for the incompatibility.

Incompatibility

It should be noted here that the problem is not necessarily with the Pen and/or interface, but rather with the type of machine to which they are connected. After all, it worked as promised on the real Apple. My overall impression of the package is quite good, although I question the usefulness of light pens in the home market. Affordable software limits most people to tinkering with colourful graphics on the family TV set and more expensive design software is left to the higher gods in the manufacturing world.

Quick Reference

Price: \$139.95 Apple version (incl. interface)
\$49.95 Commodore, Atari
Software: Micro Illustrator included
Distributor: Citation Software
1901 Logan Ave.,
Winnipeg, Manitoba
R2R 0H6
(204) 632-0559
Manufacturer: Tech Sketch Inc.
26 Just Rd.,
Fairfield, N.J.
07006
(201) 227-7724

This Month In Software Now!

MAC Data Bases

A review of four data bases for the Macintosh.

Micro Typographer

Add text to your hi-res graphics.

B Graph

A look at a graphics package for etching out those charts and graphs.

Copy Programs

Two copy programs for cloning PC software.

Flight Simulators

Get off the ground without ever having to get out of your chair.

Condor

Not a story about the giant bird, but a look at a file management system.



On Sale Now!

1982

Features	Month	Page	Errata
Loudspeaker Des. Princ. Pt. 2	Jan	10	
Big Bang	Jan	23	
SL Electronics	Jan	39	
Index 1981	Jan	64	
Signs	Feb	35	
Industrial Robots	Feb	38	
Amplifier Class	Feb	61	
DBX	Feb	64	
Short Wave Aerials	Feb	66	
Ni-Cads	Mar	25	
Perfect Sound	Mar	40	
Gluons	Mar	41	
Satellite Applications	Apr	10	
Fessenden	Apr	45	
Shroud Of Turin	May	13	
Faster Than Light Travel	May	2	
Drones	May	39	
Optical Disk Records	May	56	
Fibre Optics	Jun	10	
Lasers In Hi-Fi	Jun	51	
Leptons	Jun	39	
Hertz	Jun	41	
Electronic Office	Jul	10	
The Hall Effect	Jul	39	
Marconi	Jul	51	
30 Years Of Canadian TV	Aug	10	
Introduction To I-Ching	Aug	22	
Rogers	Aug	65	
Telidon	Sep	9	
UPC Codes	Sep	18	
Crossover Networks	Sep	46	
Stephenson	Sep	50	
Electronics In Cars	Oct	11	
Particle Beam Fusion	Oct	27	
History Of Early Radio	Oct	39	
Supercooled Magnetic Sensors	Oct	48	
Solar Energy In Canada	Nov	10	
Flat Screen TV	Nov	27	
Fostex A-4 Review	Nov	32	
Radio Astronomy	Dec	10	
Satellite TV	Dec	24	
Henry	Dec	55	

Projects	Month	Page	Errata
4-Way Loudspeaker	Jan	14	
Movement Alarm	Jan	33	
Temp. Controlled Soldering			
Iron	Jan	68	
Flash Sequencer	Feb	23	
Enlarger Timer	Feb	59	
Sound Bender	Feb	75	
Music Processor	Mar	10	Feb 10
Crystal Marker	Mar	19	
Ni-Cad Charger	Mar	31	
Reaction Tester	Mar	55	
Background Noise Simulator	Apr	26	
Low Power Pilot Light	Apr	28	
Power Pack	Apr	29	
Micro Power Thermal Alarm	Apr	31	
Steam Locomotive Whistle	Apr	34	
AM Radio	Apr	49	
Photo Timer	Apr	51	
Touch Lamp	Apr	53	
Electronic Thermometer	Apr	55	
Electronic Doorbuzzer	Apr	58	
AF Signal Generator	May	41	
Super Dice	May	49	
LED Level Meter	May	71	
Phono Preamp	Jun	46	

Projects	Month	Page	Errata
Roulette	Jun	31	
Light Wand	Jun	54	
Stylus Organ	Jun	64	
Negative Ion Generator	Jul	16	
Sticks Drum Box	Jul	31	
Heads And Tails	Jul	37	
Scratch Filter	Jul	41	
Voltage Controlled Audio	Jul	45	
I-Ching Computer	Aug	24	
Semiconductor Tester	Aug	33	
Synthesizer I	Aug	39	
150 Watt Amp	Sep	20	
Body Work Checker	Sep	26	
Synthesizer II	Sep	45	
Intelligent Ni-Cad Charger	Oct	18	
Terminal	Oct	43	
Pest Control	Oct	46	
Solid State Reverb	Nov	17	
Synthesizer III	Nov	22	
Intelligent Terminal	Nov	40	
RPM Meter	Nov	49	
Contrast Meter	Dec	17	
Series 5000 Preamp Pt. 1	Dec	47	
Hand Clap Synthesizer	Dec	59	

Circuit Theory And Components	Month	Page	Errata
Stores Survey	Jan	23	
Micropower Circuits	Jan	45	
50 Circuits	Feb	10	
Into Linear ICs Pt. 2	Feb	69	
CMOS Circuits	Mar	45	
Into Linear ICs Pt. 3	Mar	61	
4066B Circuits	Apr	18	
CMOS	May	31	
Into Linear ICs Pt. 4	May	65	
50 More Circuits	Jun	15	
Into Linear ICs Pt. 5	Jun	60	
The Scope	Jul	24	
High Performance Op-Amps	Aug	50	
Aspects Of The Scope	Sep	13	
DAC-ADC Circuits	Oct	31	
XR2206	Oct	62	
Into Digital ICs	Oct	69	
Voltage Controlled Pots	Nov	54	
Dolby C	Nov	59	
Junction FETs	Dec	20	
6500 CPUs	Dec	28	

Computers	Month	Page	Errata
Acorn Atom Review	Jan	36	
Acorn Atom Operating System			
Review	Feb	29	
POKEing The ZX80	Feb	36	
Printers	Mar	16	
ZX81 Review	Mar	35	
TRS-80 Model II Review	Apr	38	
Electric Pencil	Apr	63	
Voice Mailbox	Apr	65	
Modems	May	34	
U of T Computer Review	May	44	
Xerox Computer Review	Jun	35	
Heath/Zenith Computer Review	Jul	22	
Osborne Review	Aug	15	
Light Memory	Aug	18	
Bulletin Board System	Aug	44	
Hex Notation	Aug	48	
TRS-80 Model III Review	Sep	35	
Ace 100 Review	Sep	60	
if800 Review	Oct	23	

1982-1983

Computer	Month	Page	Errata
Panasonic Link Computer	Oct	51	
Bulletin Board Update	Nov	30	
Apple III Review	Nov	35	
What Is CP/M	Nov	51	
The Apple Pirates	Dec	30	
IBM PC Review	Dec	35	
Multiflex Review	Dec	42	

1983

Features	Month	Page	Errata
Electronics In The Newsroom	Jan	13	
Radio Astronomy Pt. 2	Jan	43	
Electronics In Farming	Feb	13	
Column Loudspeaker Design	Feb	17	
Hero Robot	Feb	47	
Voiceprints	Mar	13	
Closed Captioning	Mar	24	
Dbx	Mar	30	
Starlab	Mar	35	
Inertial Navigation	Apr	13	
Spy Satellites	Apr	35	
History Of Radar	May	45	
Outdoor P.A.	Jun	24	
Satum Up Close	Jun	42	
Equal Tempered Scale	Jun	76	
OKLO: Natural Nuclear			
Reactor	Jul	18	
Electronics In Fine Art	Jul	38	
TV Stereo Sound	Jul	46	
A Look At Cantel/Teleguide	Jul	57	
Bob Stephens And SETI	Aug	31	
Military Communications:	Aug	39	
Pay TV Privacy	Aug	58	
Fuses	Sep	32	
Spectrum Wars	Sep	43	
Designing Microsystems Pt. 1	Sep	49	
Dumont: Oscilloscopes And			
Early TV	Sep	57	
Anik C Satellites	Oct	8	
Optical Memories	Oct	34	
CANDU Reactors	Oct	36	
The Electronics Revolution	Oct	40	
Rebel Radio Stations	Oct	54	
Designing Microsystems Pt. 2	Oct	62	
Robotics	Nov	18	
Fibre Optics	Nov	24	
Military Lasers	Nov	40	
Designing Microsystems Pt. 3	Nov	57	
Wheatstone	Nov	62	
Electronic Mail	Dec	10	
Which Battery To Use	Dec	15	
Designing Microsystems Pt. 4	Dec	34	
Brother EP-20 Typewriter			
Review	Dec	38	
Nuclear Applications in			
Archeology	Dec	50	
Book Review: Math For			
Electronics	Dec	68	

Projects	Month	Page	Errata
Sound To Light Modulator	Jan	28	
Digital Millivoltmeter	Jan	31	
Series 5000 Preamp Pt. 2	Jan	62	
Styrofoam Cutter	Feb	35	
Audio Spectrum Analyser	Feb	52	
Series 5000 Preamp			
Conclusion	Feb	68	

Are you tired of assembling the kid's Christmas presents? Frustrated with the incomprehensible instructions or total lack thereof? Now you can put away all the tools and relax with your brand new edition of Electronics Today complete with the latest index of 1982, '83, and '84 articles and projects. It comes fully assembled and ready to read.

1983

Projects	Month	Page	Errata
Dual Logic Probe	Mar	18	
Digital Kitchen Scales	Mar	25	
Soundtrack Game	Mar	50	
Multipurpose PC Board	Apr	19	
ZX Interface Board	Apr	46	
Loudspeaker Protector	Apr	56	
Graphic Equaliser	May	13	
Digital Capacitance Meter	May	32	
Audio Analyser Pt. 2	May	60	
Polyphonic Touch Organ	Jun	15	
Tanover	Jun	32	
Overload Indicator	Jun	53	
Proximity Detector	Jun	73	
Satellite TV Receiver Pt. 1	Jul	13	
Reverb Amp	Jul	29	
Audio Oscillator	Jul	53	
Bomb Drop Sound Effects	Jul	64	
Designing NDFLs	Aug	11	
60 Watt NDFL Amplifier	Aug	17	
Automatic Greenhouse			
Sprinkler	Aug	54	
Satellite TV Pt. 2	Aug	25	
Noise Reduction Unit	Sep	17	Nov 7
Signal Line Tester	Sep	30	
Stabilised Power Supply Unit	Sep	34	
Sound Switch	Sep	61	
Spectra Column	Oct	18	
Precision Pulse Generator	Oct	24	
Digital Dice	Oct	66	
Playmate Pt. 1	Nov	10	
ZX81 User Defined Graphics	Nov	12	
Compressor/Limiter	Nov	48	
NiCad Charger/Regenerator	Dec	20	
Expanded Scale Voltmeter	Dec	23	
Playmate Pt. 2	Dec	60	

Circuit Theory And Components	Month	Page	Errata
Constant Current Generators	Jan	21	
Josephson Junctions	Jan	68	
Electronic Stores Directory	Feb	25	
Membrane Switches	Feb	60	
VMOS	Feb	65	
Into Digital ICs Pt. 6	Feb	70	
Superfet	Mar	60	
Into Digital ICs Pt. 7	Mar	63	
Tone Circuits	Apr	27	
Digital Counters And Timers	Apr	30	
Fault Finding For Beginners	Apr	60	
Into Digital ICs Pt. 8	Apr	65	
Shockley	May	21	
Using biFET and biMOS OP Amps	May	25	
Electromusic Techniques Pt. 1	May	54	
Into Digital ICs Pt. 9	May	71	
Instrumentation Techniques Pt. 1	Jun	29	
Electromusic Techniques Pt. 2	Jun	57	
Into Digital Pt. 10	Jun	81	
MPU Support Chips	Jul	21	
Light And Power From DC	Jul	24	
Instrumentation Techniques Pt. 2	Jul	49	
Into Digital Pt. 11	Jul	66	
Thyristors	Aug	22	
Inside Memory Systems	Aug	45	
Surplus Meters	Sep	20	
CA3059 Zero-Crossing Switch	Sep	44	

1983-1984

Circuit Theory and Components	Month	Page	Errata
Designing Power Supplies	Sep	58	
Tech Tip Special	Oct	28	
Switched Capacitor Filters Pt. 1	Oct	50	
Fluke 70-Series Multimeters	Nov	38	
Switched Capacitor Filters Pt. 2	Nov	52	
Voltage Multipliers	Dec	45	
Computer	Month	Page	Errata
Evaluation Of 14 Computers	Jan	24	
Atari 800 Review	Jan	38	
Smith-Corona TP-1 Review	Jan	48	
ZX81 Revisited	Jan	53	
CP/M For The Apple II	Feb	22	
ZX Interfaces	Feb	31	
Torch Computer Review	Feb	42	
Zenith Z-100 Computer Review	Mar	43	
ZX81 Printer Review	Mar	46	
Chess Robot Review	Mar	48	
Northstar Advantage Review	Apr	41	
Ace, Orange, & Surplustronics Rev.	May	39	
Computing In Britain	May	66	
TRS-80 Model 100 Review	Jun	39	
Introduction To Microcomputers	Jun	67	
Selecting A Computer System	Jul	35	
Commodore 64 Review	Jul	43	
TRS-80 MC10 Colour Computer	Aug	36	
Low Cost Printer Survey	Sep	11	
VZ200 Review	Sep	24	
Improving Your ZX81	Sep	28	
Spectravideo SV318 Review	Oct	20	
Bulletin Boards	Oct	22	
Computer Survey	Nov	28	
Dragon 32 Review	Nov	42	
Introducing Forth	Nov	74	
50 More Computers	Dec	26	
Sord Socius M5 Review	Dec	39	
VIC-20 Graphics Listing	Dec	64	

1984

Features	Month	Page	Errata
Induction Loops	Jan	10	
Accurate Rise-Time Measurements	Jan	14	
Micros In Appliances	Jan	16	
COSPAS/SARSAT	Jan	32	
Designing Microsystems Pt. 5	Jan	50	
Book Review: CP/M Simplified	Jan	62	
Steinmetz	Jan	70	
Flying Clocks	Feb	10	
The Potent Helix	Feb	16	
Product Review: Hitachi VC-6041	Feb	30	
Colossus	Feb	43	
Designing Microsystems Pt. 6	Feb	46	
Book Review: Megabucks	Feb	58	
Cellular Radio	Mar	10	
Particle Weapons	Mar	14	
AM Stereo	Mar	24	
Book Review: Micro Maintenance	Mar	36	
Designing Microsystems Pt. 7	Mar	48	
Directional Broadcast Towers	Apr	10	

1984

Features	Month	Page	Errata
Product Review: Logic Trainer	Apr	12	
Nuclear Wastes	Apr	20	
Steel Tubes and Water Droplets	Apr	43	
Designing Microsystems Pt. 8	Apr	54	
Alexander Graham Bell	May	12	
Designing Microsystems: Pt. 9	May	28	
Electronic Maps	May	44	
Computerised Forecasting	May	47	
Genealogy Of The Microchip	Jun	9	
Operation Plowshare	Jun	24	
Machine Language Pt. 1	Jun	62	
Machine Language Pt. 2	Jul	39	
VLFs And The Magnetosphere	Jul	60	
Armstrong	Jul	63	
Alignment By Test Pattern	Aug	14	
Robotics: Home And Educational	Aug	16	
Machine Language Pt. 3	Aug	40	
What's Happening In Shortwave	Sep	10	
AM Stereo Update	Sep	18	
Hot Ice	Sep	30	
DXing: The Dying Hobby	Sep	33	
Direct Broadcast Satellites	Sep	34	
Machine Code Programming Pt. 4	Sep	62	
Fusion Reaction	Oct	12	
A Look At Video	Oct	38	
Machine Code Programming Pt. 5	Oct	42	
Model Railroad Electronics	Nov	7	
The ABCs Of Telephones	Nov	24	
Machine Code Programming Pt. 6	Nov	30	
Barcodes	Nov	38	
Laboratories On A Chip	Nov	42	
Electronic Publishing	Nov	46	
Electronics In Action	Nov	67	
Machine Code Programming Pt. 7	Dec	59	
Digital Watches	Dec	21	

Projects	Month	Page	Errata
ZX81 ADC Converter	Jan	20	
Parametric Equaliser	Jan	36	
The Digger	Jan	65	
Supply Protector	Feb	24	
Flash Sequencer	Feb	32	
R/C Substitution Box	Feb	40	
More Pop Amps	Feb	64	
Stereo Spreader	Mar	22	
ADC Filter Amplifier	Mar	28	
Frequency Counter	Mar	38	
Infinite Probability Detector	Mar	54	
The Light Saver	Apr	14	
Drum Synthesiser	Apr	18	
Vector Graphics	Apr	27	
Zener Diode Tester	Apr	52	
ZX Burglar Alarm	May	18	
OP Amp Checker	May	38	
Multiple Output Port	May	52	
Echo Reverb	Jun	14	
Modem Auto Answer Add-on	Jun	30	Aug 64
Low Cost Dwell Meter	Jun	53	
Motor Controller	Jul	18	

1984

Projects	Month	Page	Errata	Circuit Theory and Components	Month	Page	Errata	Computer	Month	Page	Errata
Stylus Timer	Jul	47		VHSIC Chips	May	33		Zorba Review	Apr	34	
Model Railway Switch Controller	Aug	22		Optocouplers	May	40		Binary Changes	May	16	
Servo Interface	Aug	58		Circuit Supplement	Jun	33		Adam Review	May	24	
Audio Test Set	Sep	19		Coping With Components Pt. 1	Jun	45		Micro-Professor III Review	Jun	19	
Offbeat Metronome	Sep	45	Dec	Principles Of Metal Location	Jul	11		ZX81 Programs	Jun	42	
Square Wave Oscillator	Oct	20		Coping With Components Pt. 2	Jul	26		Sony SMC-70 Review	Jul	32	
Full Wave Rectifier	Oct	20		Exar Timer	Jul	55		6502 Assembler Utilities	Jul	41	
Signal Tracer	Oct	20		Audio Recording Technology	Sep	14		Acorn BBC Review	Aug	26	
Voltage Follow-and-Hold	Oct	21		VMOS Circuits	Sep	57		Advanced 6502 Programming	Aug	42	
Negative Voltage Generator	Oct	22		Getting The Best From Your Scope	Oct	10		A Look At The Memotech 512	Aug	50	
Microammeter	Oct	22		Sample And Hold Circuits	Oct	26		Applesoft Listings:			
Egg timer	Oct	24		Thermoelectricity: OTEG Devices	Nov	27		Timekeeping	Aug	56	
Dry Cell Charger	Oct	52		Audio Design	Nov	62		PCjr Review	Sep	26	
Heads And Tails Game	Oct	52		More Test Equipment	Dec	9		A Look At ProDOS	Sep	55	
Video Distribution Amplifier	Oct	32		Differential Amplifiers	Dec	16		EPROMS	Oct	44	
Headphone Amplifier	Nov	21		Signal Generator Tips	Dec	13		Improving The ZX81	Nov	32	
Model Railroad Light Controller	Nov	55						Mega-Board Review	Nov	36	
Function Generator	Dec	24						ProDOS Booter	Nov	70	
ZX81 Tape Controller	Dec	52						RS232 Explained	Dec	49	
								Psion Organiser Review	Dec	38	
								SAM Card Review	Dec	45	
								ZX81 Floppy Drive Review	Dec	34	
Circuit Theory And Components	Month	Page	Errata	Computer	Month	Page	Errata				
LM396 Regulator	Jan	24		Atari 600XL Review	Jan	40					
Hall Effect	Feb	26		Computing Today: Z80 vs 6502	Jan	48					
Pt. 1 Switching Power Supplies	Mar	44		Columbia 1600 Review	Feb	37					
Zener Diode Primer	Apr	40		Computing Today: More Assembler	Feb	62					
Pt. 2 Switching Power Supplies	Apr	48		Commodore SX-64 Review	Mar	30					
Test Equipment Survey	May	8		Computing Today: Hi-Res Circles	Mar	64					
				C-64 Sprte Editor	Apr	16					

continued from page 7

For Your Information



Clamp-On Ammeter

Providing a large easy to read liquid crystal display the KYORITSU 2001 digital clamp-on ammeter will provide current measurements to 1000A. The voltage and current ranges are well protected by discharge tube, are extinguishing fuse and diode and the withstand voltage is 3000v. Accurate readings are possible because of the dual integral measurement system, while peak hold and data hold are incorporated features. This auto ranging clamp-on also provides measurements to 750VAC and 2000 ohms. The unit weighs 500 grams and comes complete with carrying case. For more information please write to: OMINTRONIX LTD., 2410 Dunwin Dr. #4, Mississauga, Ont., L5L 1J9, (416) 828-6221.

Circle No.50 on Reader Service Card

Microtel Limited of Burnaby, British Columbia has been awarded a \$1.6-million contract by the British Columbia Hydro & Power Authority for analog multiplex, order wire and supervisory equipment to be installed along parts of the microwave network linking the utility's power grid.

The equipment will be used to upgrade voice and data microwave

service channels at 49 sites mainly between the Peace River Dam in B.C.'s far north and Vancouver.

The contract includes the purchase of Microtel's 46A3-SC Analog Multiplex, 353A Order Wire and PCM (Pulse Code Modulation) Digital Multiplex equipment for installation at sites along the network.



26-Mbyte Half-Height Winchester

Shugart Corp. has expanded its line of half-height 5.25-inch Winchester units with the introduction of a 26-Mbyte unit featuring a closed-loop servo system.

In addition to offering higher capacity, the Shugart 724 incorporates such data protection features as high-damping four-point shock mounts, a dynamic

spindle brake and an actuator which automatically retracts the read/write heads to a dedicated head landing/shipping zone when the drive is powered down.

The 724, offering 20 Mbytes of formatted capacity, is designed for desktop computers requiring Winchester performance in a low-cost, compact unit.

For more information on the 724 contact Shugart in Markham, Ontario, (416) 475-2655,

Circle No. 43 on Reader Service Card.

Centronics Canada Inc. of Mississauga, Ont. has announced two new Long Distance Service Hot lines for improved customer convenience.

One Hot Line is linked directly to Centronics Calgary for service centres in B.C. and Alberta, and the other is linked directly to Centronics Toronto for service centres in Ontario and Hull, Que. Customers in B.C. and Alberta can call toll free 1-800-661-8129. Customers in Ontario and Hull, Que., can telephone 1-800-268-0432. Calgary and Toronto clients may continue to contact their service centres directly at the local number.

Control Data Canada, Ltd. has announced the establishment of the Women's Training Centre to train female students in computer career-entry skills.

The Centre will be part of the company's Toronto Control Data Institute and will offer courses in skills required to operate in an automated office environment. In addition, courses in computer programming, computer operations and computer maintenance and repair will be available. The courses will be offered at Control Data's 20 Hallcrown Place offices in Willowdale Ontario. For more information call (416) 826-8640.

Special Offer On Back Issues!



For a limited time, Moorshead Publications is offering available back issues for \$2.00 each. Complete your collection of Electronics Today now. Fill out the coupon and mail with your payment today. This offer expires February 28, 1985. See the order form on page 43 for a complete list of the available back issues. Also see the issue by issue index on pages 16, 17 and 18 for Editorial content of issues.



JANUARY '83



FEBRUARY '83



MARCH '83



APRIL '83



MAY '83



JUNE '83



JULY '83



AUGUST '83




SEPTEMBER '83



OCTOBER '83



NOVEMBER '83



DECEMBER '83

CATCH UP WITH ELECTRONICS TODAY

COMPLETE YOUR COLLECTION OF ELECTRONICS TODAY NOW. FILL OUT THE HANDY COUPON AND MAIL WITH YOUR PAYMENT TODAY. See order form in this issue for full complete list of available back issues.



JANUARY '84



FEBRUARY '84



MARCH '84



APRIL '84



MAY '84



JUNE '84



JULY '84



AUGUST '84



SEPTEMBER '84



OCTOBER '84



NOVEMBER '84



DECEMBER '84

ELECTRONICS TODAY

Back Issues

Moorshead Publications,
Suite 601, 25 Overlea Blvd.,
Toronto, Ontario M4H 1B1

List desired issues below.

Cheque or Money Order
for \$2.00 per issue (plus \$1.00
per order for postage.) Pay-
ment must accompany order.

Total amount enclosed.

\$ _____

Name _____

Address _____

City Province Postal Code _____

Designer's Notebook:




Fig. 1 Metal tracks laid out on a ULA, as seen on a VDU during design. The filled-in white area are metal tracks, the thin white lines outline transistors and diffused cross-unders, while the faint grey lines mark allowed track placements.

Customised ICs are catching on as fast as customised license plates. An explanation on how PLAs and ULAs have brought down the price.

By S.M. Smith

IN THE PAST ten years or so the complexity and density of circuits integrated onto one chip has increased dramatically. This trend is continuing for the following reasons:

Size: usually, one chip is smaller than twenty. Smaller circuits fit into smaller boxes, which are cheaper to manufacture and transport than large heavy ones. If several PCBs can become one, inter-PCB connections are saved.

Power consumption: in general a single device consumes less power than several. The consequent drop in heat dissipation may allow natural instead of fan-assisted cooling, or reduction of heatsink sizes, or both. Also a less bulky power supply is needed. The whole equipment may then reduce in size and weight by far more than the initial amount caused directly by integration.

Speed: devices on large scale ICs tend to be smaller than those in medium or small-scale ICs. The switching speed of small devices is usually faster than that of large devices, so the single chip is faster than several.

Reliability: one chip is more reliable than several. Reducing the chip count in equipment reduces the number of interconnections and hence the probability of a faulty

connection. More reliable equipment means cheaper equipment, as less money has to be allocated for fixing faults arising during and after production.

Security: a board full of TTL ICs is easily copied by unscrupulous competitors. An anonymous black plastic block can only be copied with a lot of effort.

There are several ways of putting a logic system on a chip, ranging from the full custom IC down to the familiar PROM. A fully custom integrated circuit is a complicated device that takes months to design and develop, and requires massive investment in plant to manufacture. To recoup the cost of this requires sales of either a huge number of devices at reasonable prices, or a few sales at ridiculous prices, the latter being luxury indulged in only by the aerospace and defence industries. To understand why an IC costs so much to develop, it is necessary first of all to have an idea of the manufacturing process.

Integrated circuits are fabricated on thin sheets of silicon 2" to 5" in diameter, called wafers. The silicon used for IC fabrication has to be extremely pure — 99.99999% pure. It must also be monocrystalline, with the atoms laid out in a regular three-dimensional pattern and no defects. Since the wafer is polycrystalline

silicon, a near-perfect layer of single-crystal silicon must be grown on the wafer surface, using a process called epitaxy.

Making Transistors

Transistors and resistors are made by *doping* the silicon with minute quantities of other elements, such as boron, gold, phosphor and indium. Obviously, a single transistor 3" in diameter is of little use, so the doping is introduced only to selected areas of the silicon surface. Areas to be doped are defined by holes in a layer of silicon dioxide on the wafer; the oxide prevents dopant reaching the silicon.

The shape and location of the holes in the oxide layer are ultimately determined by a pattern held in a computer. This pattern is converted into a 400 X full size master print which is photographically reduced in two or three stages onto a chrome-coated glass plate, the 'mask'. Several hundred patterns are repeated across the mask in a precise regular array, so one wafer will yield several hundred chips (see Fig. 1).

The wafer is coated with a photoresistive polymer, which reacts to ultraviolet light (a similar process is used in PCB production). The mask is then placed over the wafer, in precise alignment with previous processing steps, and then the wafer is exposed to UV. The mask is

removed and the unexposed resist is rinsed off with a solvent — the exposed resist, hardened under the ultraviolet, does not rinse away. Now the un-covered section of the oxide can be etched away with acid, leaving silicon exposed for doping.

The final mask defines the metallisation layer, which is a thin network of aluminium tracks interconnecting devices on the chip. There may be several metal layers, separated by insulating oxide layers.

There are around seven processing stages for each mask, and an IC design may require 5 to 12 masks. This makes the process long, expensive and error-prone.

The Expertise Gap

There are few engineers capable of designing an integrated circuit at this level of complexity, with control over doping levels, transistor sizes and so on. Fortunately, many applications do not require minute control over the electrical characteristics of the devices on the chip. Semi-custom logic design allows an ordinary logic designer to design an integrated circuit.

The most complex semi-custom approach is the standard cell. Here the designer has access to a computer database containing mask layouts for often-used devices and functions up to the complexity of, perhaps, a full adder. The designer extracts from the database the devices and functions needed; he or she may have some control over electrical performance if layouts are held for different versions of the same device.

This is still an expensive method; although design data has been previously calculated for each function required, new masks have to be made for each IC. To be cost effective, large returns on sales must be certain. The advantage over full custom is the lower expertise required of the designer and faster design time, with only a small loss in performance.

Uncommitted Logic

The next level down in terms of cost/time is the gate array, or uncommitted logic array (ULA), to which the bulk of this article is devoted. In the ULA the devices and some inbuilt interconnection are ready-fabricated. The devices are laid out in a regular array with channels between groups of devices for interconnection routing (Fig. 1). The designer's job is to complete the interconnection by specifying a metallisation mask layout.

Although the designer has no control over electrical performance of the devices, and some waste of silicon area is inevitable due to the fixed form of the array, the ULA is attractive because of its fast design time (5 to 12 weeks) and lower production costs (only one or possibly three new masks have to be produced). It

is therefore suitable for projects expecting relatively low sales volume.

Fuse Programming

Next comes the fuse-programmable logic array (FPLA); some versions are called PAL or PLA). These come in a number of different versions, but basically consist of a set of AND gates feeding on a set of OR gates. Fusible links control which of the chip inputs go to which AND input, and which AND output to which OR input. Some FPLA's incorporate D-types, registers and optional feedback loops to allow sequential circuits to be burnt in.

FPLAs have the advantage of very fast design time (a few minutes from specification of the logic function to production of the program for blowing the array). They tend to lack versatility compared with a ULA and make inefficient use of silicon. They have the advantage of inhouse programming (no need to send them away to the manufacturer, with the attendant delays) and can be very cost-effective in some applications.

And PROMs Too!

The final option is to use the PROM (Programmable Read Only Memory). This has the advantage again of on-the-spot programming and may implement more complex logic functions than the FPLA. The required truth-table is programmed into the PROM; the address lines are used as the logical inputs, and the data lines are the required outputs. However, the PROM is a comparatively slow device, and its use may often be a waste of silicon; as an extreme example, an octal inverter (16 transistors in CMOS) implemented on a PROM requires 256 words by 8 bits — a 2K memory!

Because of the reasons above, the ULA is the most important of the routes to a semi-custom logic IC at present. It is likely to become more so in the future as the pace of technology quickens, demanding new designs in shorter timescales, and as the software tools for ULA design improve, allowing more fully automated design and design of larger chips.

CMOS is the fastest-growing gate array technology at the moment, due to its combination of speed, power and consumption, packing density and ease of design.

Designing A ULA

It would be almost impossible to design a ULA without the help of a computer. People are slow, they find checking boring and they make mistakes. Fortunately, computers are not yet intelligent enough to get bored.

The design starts, usually, with a 'breadboard' model of the circuit, in TTL or CMOS or whatever is the most suitable. This stage is used to check if the ideas are correct; it may be considered unnecessary if a well-known design is being implemented. The design is then translated into a form suitable for putting on a ULA. There will be some differences between the breadboard and ULA version of the circuit because in CMOS arrays some logic structures are more easily implemented than in bipolar technology or 4000-series CMOS.

One basic unit, fundamental to CMOS gate array design, is the transmission gate, a pair of P and N channel transistors with their sources and drains tied together, with complementary gate signals, Fig. 2. When CONTROL is high the N-channel transistor is turned on, and since CONTROL is low, the P-channel transistor is turned on too. Thus a signal can pass from A to B.

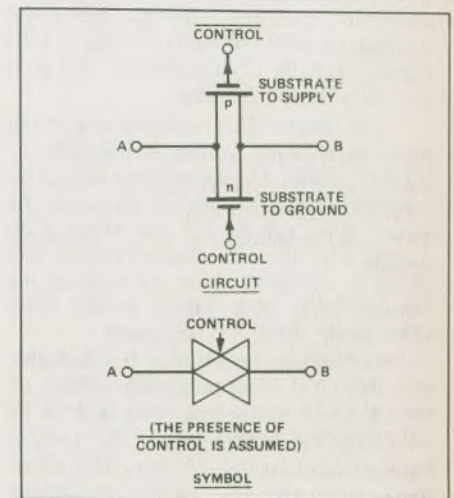


Fig. 2 The transmission gate.

Using this construct, a D-type flip-flop, for instance can be made with just 16 transistors, Fig. 3. An even economical D-type can be implemented using only

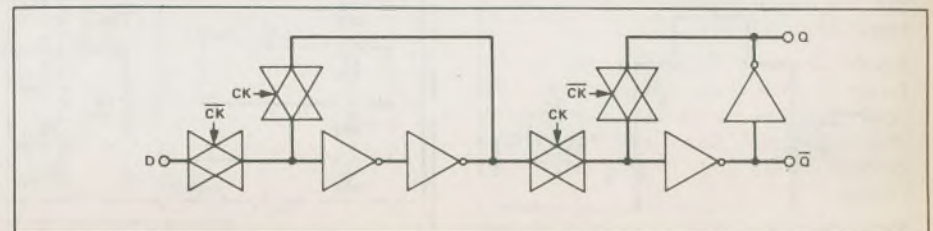


Fig. 3 D-type flip-flop (positive edge triggered) using 16 transistors (two per transmission gate, two per inverter — circuit not shown for inverter, but assumed very simple)

A simple, low-cost capacitance meter for the test bench.

By John Linsley Hood

ONE of the simplest ways of measuring capacitance is to connect the component under test to a suitable (low voltage) source of AC, and then measure the current which flows through it. For small values of capacitance, this is obviously not going to be very big, so some kind of electronic amplifier will be needed.

A suitable arrangement is shown in outline form in Fig. 1. The only specific requirement is that R_x must be very small in value in comparison with the impedance of the capacitor under test.

The Circuit

The actual circuit used in the instrument is shown in Fig. 2, and is simply a high input impedance milli-voltmeter having a FSD input sensitivity of about 27mV and built around a TL071 op-amp.

The range switch is chosen to give full scale capacitance value indications of 10pF to 100uF. The capacitance ranges increment in steps of 1:10:100, etc, using the given values for R1-R9, but there is no reason why the constructor should not adopt a 1:3:10:30 series by making the resistor bank have values in the 3M3, 1M0, 330K, 100K . . . sequence.

For testing electrolytics, it is desirable that there is a small polarising voltage on the capacitor under test. This is done by switching the lower end of the resistor bank of SW1 to the -5V line. This effectively puts the DC supply smoothing capacitor of this line in series with the capacitor under test, so it is advisable to make these large with respect to the 100uF maximum instrument range.

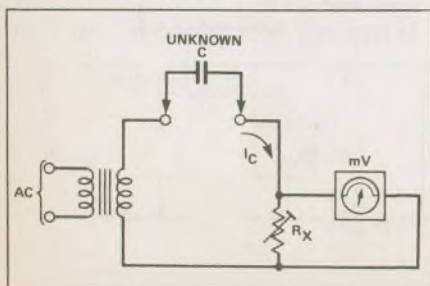


Fig. 1 A simple method of measuring capacitance.

Analog Capacitance Meter

Construction

Virtually all of the low-voltage circuitry is mounted on the PCB, including the meter and the range-setting switch with its associated resistors. However, neither the transformer nor the fuse are mounted on the board because of the risk of AC pick-up from them.

Assembling the PCB shouldn't present any problems provided the overlay is followed carefully. Begin by soldering SW1 into place and then move on to the resistors and capacitors, taking care with C2, 3 and 4 which are electrolytic and must be inserted the right way around. Finally install the diodes and the op-amp, again taking note of polarity. The op-amp is a bi-FET device and requires no special handling precautions; some constructors may prefer to use a socket for it but this is not essential.

Because of the susceptibility of the high impedance input to AC pick-up, it is recommended that the instrument be housed in a die-cast box. No particular type is specified, but you should choose one which is large enough to accommodate the PCB plus the off-board controls and which has sufficient depth to allow the transformer to be placed well away from sensitive parts of the circuit.

The test terminals should be positioned close to the appropriate pads on the PCB and then connected up using very short lengths of wire. These two leads should not, of course, be twisted together since this would introduce a certain amount of capacitance and thus affect the accuracy of the unit. SW2 presents no such problems and can be wired up in the normal way.

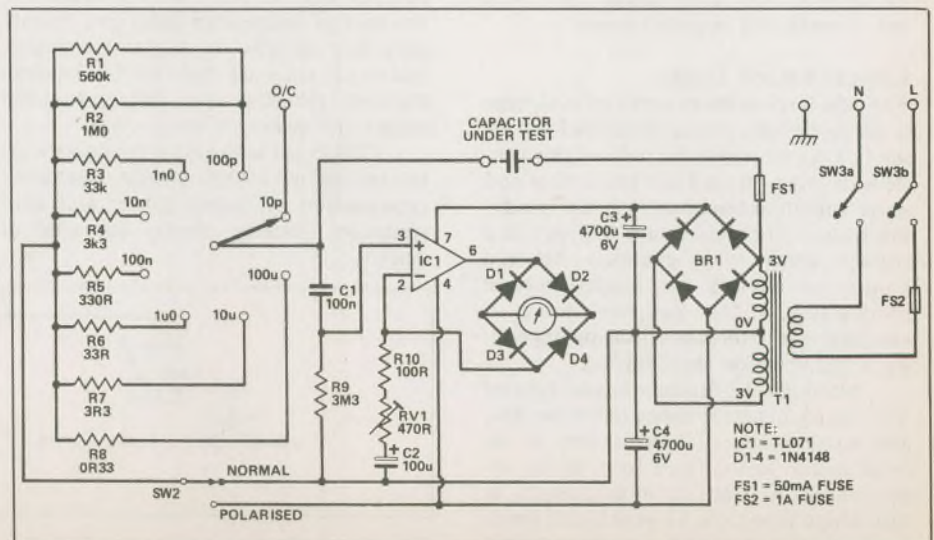


Fig. 2 Circuit diagram of the direct-reading capacitance meter.

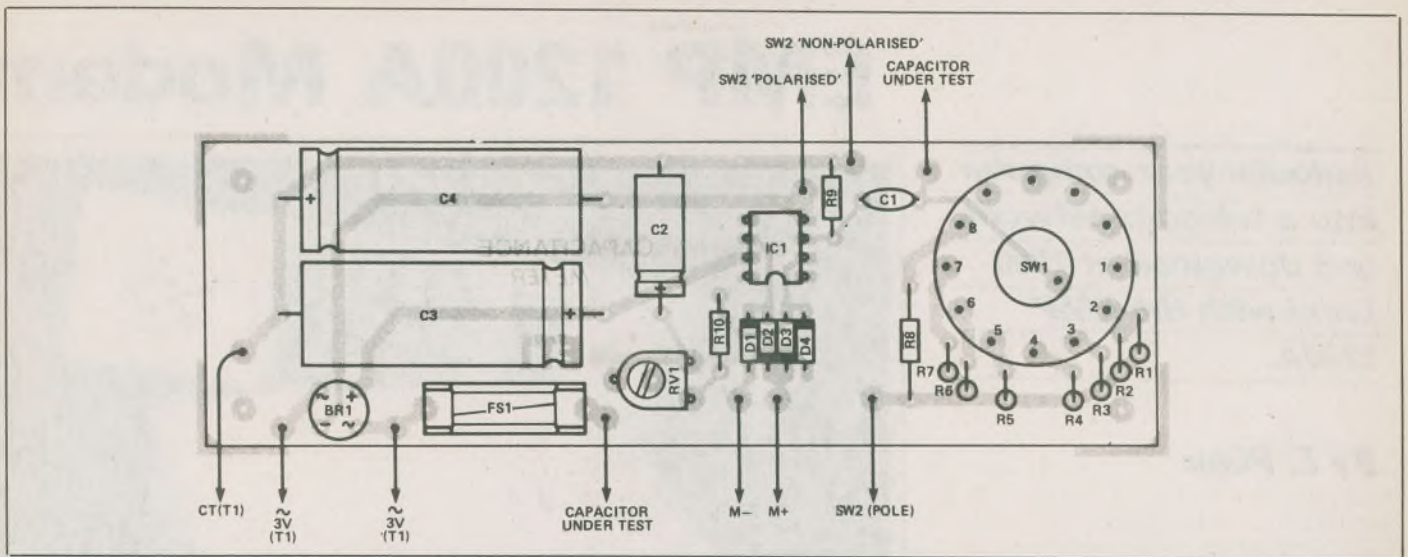


Fig. 3 Component overlay of the PCB.

PARTS LIST

Resistors

R1	560k
R2	1M0
R3	33k
R4	3k3
R5	330R
R6	33R
R7	3R3
R8	R33
R9	3M3
R10	100R
RV1470R

Capacitors

C1	100n
C2	100u 16V electrolytic
C3, 4	4700u 6v electrolytic

Semiconductors

IC1	TL071
D1-4	1N4148
BR1	W005

Miscellaneous

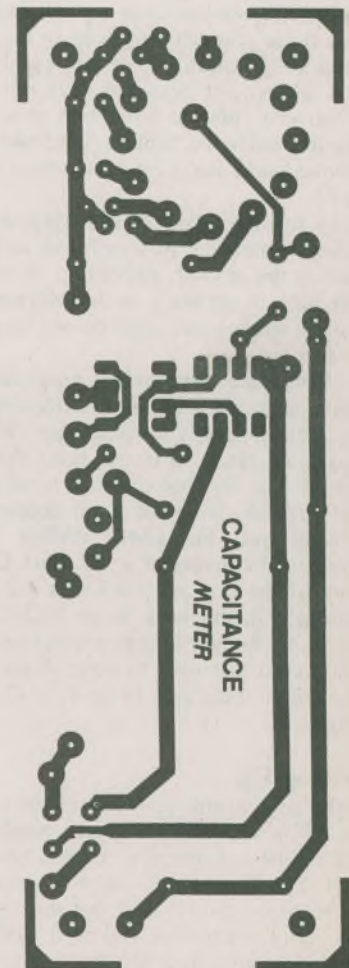
M1	100u moving coil meter
SW1	1 pole 8 way rotary switch
SW2	SPDT toggle switch
SW3	DPDT mains toggle switch
T1	3-0-3V 3VA chassis mounting transformer
F1	50mA 20mm fuse and chassis mounting holder
F2	loudspeaker-type twin spring terminals

PCB; diecast box; mains cable and strain relief bush; knob for SW1; spacers, nuts and bolts for mounting PCB and T1; screening material.

The transformer, power switch and fuse should all be positioned well away from the op-amp and the test terminals, particularly the terminal which connects to the wiper of SW1 since this point is at high impedance and therefore very sensitive to AC pick-up. The leads from the secondary of the transformer to the PCB should be tightly twisted together since this will reduce the magnetic field around them and hence the risk of pick-up. It may also be necessary to screen the op-amp and the high impedance terminal completely if the meter is to operate correctly on its two most sensitive ranges.

Setting up the instrument, on completion, requires the availability of a few good quality capacitors of which the capacitance is known to an adequate degree of accuracy. The value of RV1 can then be adjusted to give the best fit over several ranges.

It is possible to attach a pair of leads to the test terminals and use them to test capacitors in situ, but AC pick-up on the high impedance lead will introduce errors and this method can therefore only be used with large values of capacitance. In all other circumstances it is advisable to place the capacitor under test directly across the test terminals. If the size or construction of a capacitor prevents its being connected in this way, attach a flying lead to the low impedance test terminal (the one from the secondary of the transformer) and use this to connect one side of the capacitor while the other side is inserted directly into the high impedance terminal. ■



EMP 1200A Modem

Autodial your computer into a telecom network and download at 1200 baud with the EMP 1200A.

By E. Penn


WORKING computer bulletin boards with a 300 baud modem isn't all that bad, dig, cause you can only read so fast, you know? It's helpful to let the text dribble past when your eyes are little red slits. When you come to download good stuff like free software, though, it's Snail City: "Download Time: Come Back Next Weekend".

So, naturally we need something hi-tech to free up more leisure time for us, and 1200 baud is the answer, providing, of course, that we can get back to 300 anytime for leaving strange messages on our favourite BBS.

Now, there are terminal programs and autodialers and various modems happening, but who really needs all that? What if you could get it all in one box? What if, indeed. The very box exists. It is called the EMP 1200A, from the good people who brought you the EMP MM101 Mini-Modem. It consists of a, ah, box. On the front of the box are red LEDs and three buttons. On the back is an RS232 connector, an 8-lever switch, a telephone jack and a cord that goes to your phone jack. The whole thing gets lit up by a 12 VAC plug pack.

Setting Up

In the next world, you won't have to. 32-bit CPUs will fathom what's happening and adjust accordingly. In this life, yer beat. You'll have to — aggh! — *read the instructions*. You'll find that this modem has pretty much what you need: 300/1200 baud selectable from the front panel, rear switch selection of parameters such as number of bits, and self-test. It has auto-dialing and automatic disconnect. It has auto or manual answer and originate. What more could you ask? You could ask for a manual which explains all these things, is what you could ask for, but you don't get one. However, if you follow all the advice



in the little booklet ("Press switch 1 down and leave switch 2 up") everything will work and the LEDs will flash satisfyingly, even if their functions aren't explained.

And how does all this blend with the many wires of your computer? With an RS232 output and cable. Without you don't get no RS232, you don't get no telecom. Help is at hand, adapters are available, see your friendly neighbourhood computer dealer.

Using It

Activate your RS232 output by performing the necessary voodoo required by your computer. Be sure the modem is plugged into the wall and your telephone plugged into the modem. All set? Here we go.

The phone will ring. It will be your mother-in-law asking why the line is always busy. She will talk for three hours. Tell her the house has just caught fire and hang up. Check the computer screen for a right-arrow symbol; this symbolizes peace and harmony between the computer and the modem. Type "D" and the number you wish to call, including area codes if you like. A tiny relay will chatter inside the modem. If the number isn't answered within 30 seconds, the word "disconnect" will appear on the screen. You can then change numbers, or else type "R" for redialing. It's not quite as slick as having it all done for you robotically with auto-recall, but it beats wearing out your fingers on a rotary dial.

For working the digital conversation the other way, just leave it to the modem.

When the phone rings, the "RI" LED will light and the modem answers. If it detects a carrier, it will begin receiving after automatically figuring out the proper baud rate. If it detects your mother-in-law, it hangs up. If it loses the carrier, it also hangs up.

Other

There are various testing modes available to verify that everything is getting along with everything else before you place that call to Hawaii. The "Loopback" mode, for instance, is selected from the rear switch, and takes in any data transmitted by the terminal (your computer) and sends it back to the computer for verification.

During me strolls through various BBSs at both 300 and 1200 baud, the EMP performed flawlessly as a good box should. The built-in dialer saves having to have a terminal program in software; only an RS232 port is required. Very flexible, very nice, and when you can't think of anything else to write, quote specs, I always say.

Modes: 300 or 1200 baud

Type: Full duplex

Dialer: keyboard controlled, 10 pps

Interface: RS232

Phone Interface: Modular jacks

Regular Price: \$539.00

*The EMP 1200A is available from:
Mark Gee Enterprises Ltd.,
1990 Ellesmere Rd., Unit 9,
Scarborough, Ont. M1H 2W2
(416) 431-4417*

Circle No. 52 on Reader Service Card. ■

Train for the Fastest Growing Job Skill in North America

Only NRI teaches you to service and repair all computers as you build your own 16-bit IBM-compatible micro

As computers move into offices and homes by the millions, the demand for trained computer service technicians surges forward. The Department of Labor estimates that computer service jobs will actually *double* in the next ten years—a faster growth than any other occupation.

Total System Training

As an NRI student, you'll get total hands-on training as you actually build your own Sanyo MBC-550-2 computer from the keyboard up. Only a person who knows *all* the underlying fundamentals can cope with *all* the significant brands of computers. And as an NRI graduate, you'll possess the up-to-the-minute combination of theory and practical experience that will lead you to success on the job.

You learn at your own convenience, in your own home, at your own comfortable pace. Without classroom pressures, without rigid night-school schedules, without wasted time. Your own personal NRI instructor and NRI's complete technical staff will answer your questions, give you guidance and special help whenever you may need it.

The Exciting Sanyo MBC-550-2—Yours To Keep

Critics hail the new Sanyo as the "most intriguing" of all the IBM-PC compatible computers. It uses the same 8088 microprocessor as the IBM-PC and the MS/DOS operating system. So, you'll be able to choose thousands of off-the-shelf software programs to run on your completed Sanyo.

As you build the Sanyo from the keyboard up, you'll perform demonstrations and experiments that will give you a total mastery of computer operations and servicing techniques. You'll do programming in BASIC language. You'll prepare interfaces for peripherals such as printers and joysticks. Using utility programs, you'll check out 8088 functioning. NRI's easy step-by-step directions will guide you all the way right into one of today's fastest growing fields as a computer service technician. And the entire



NRI is the only home study school that trains you as you assemble a top-brand micro-computer. After building your own logic probe, you'll assemble the "intelligent" keyboard...

system, including all the bundled software and extensive data manuals, is yours to keep as part of your training.

100-Page Free Catalog Tells More

Send the postage-paid reply card today for NRI's big 100-page color catalog, which gives you all the facts about NRI training in Microcomputers, Robotics, Data Communications, TV/Video/Audio Servicing, and other growing high-tech career fields. If the card is missing write to NRI at the address below.

... then install the computer power supply, checking all the circuits and connections with NRI's Digital Multimeter. From there you'll move on to install the disk drive and monitor.



Your NRI Course Includes a Sanyo MBC-550-2 Computer with 128K RAM, Monitor, Disk Drive, and "Intelligent" Keyboard; The NRI Discovery Lab™, Teaching Circuit Design and Operations; a Digital Multimeter; Bundled Spread Sheet and Word Processing Software Worth \$1500 at Retail—and More.

NRI SCHOOLS
McGraw-Hill Continuing Education Center

330 Progress Avenue
Scarborough, Ontario M1P 2Z5
or telephone 416-293-8787

We'll give you tomorrow.

IBM is a Registered Trademark of International Business Machine Corporation.

Plasmons: Solar Cell Research

Research into high-efficiency solar cells could change the approach to solar energy conversion; efficiencies as high as 50 percent may be possible.

By David Dempster

HAVE you ever heard of a surface plasmon? If the basic research in solar cell technology now being conducted at NASA's Lewis Research Centre in Cleveland is successful, surface plasmons could become a household word in the energy lexicon of the future. Surface plasmon research is one of several fronts on which the centre is seeking to advance the state-of-the-art of systems to provide electric power in space.

Solar cells are devices that produce electric current when exposed to sunlight, and the most advanced field of solar cell investigation at Lewis today involves the production of electricity without the use of semiconductor material.

The surface plasmon cell represents such an approach, and some day it could achieve very high levels of efficiency. It captures the energy in a broad spectrum of lightwaves as they strike a rough metallic surface, are converted into high speed plasma waves and are then collected and converted into power. Efficiency near 50 percent may be feasible, according to Americo F. Forestieri, head of Lewis' Photovoltaic Technology Section. (This contrasts with less than 10 percent for conventional cells.)

"We are just beginning to make devices that show the feasibility of the various aspects of this totally new energy conversion technique," Forestieri said. "The challenge will be to incorporate all aspects into one practical device. By the early 1990's we hope to have accomplished the goal.

"All of our solar cell technology work currently is focused on space uses," said Forestieri, "but the efficiency and other gains from these efforts will lead to improvements in solar cells designed for terrestrial purposes as well.

"For example, if we can increase the efficiency of solar cells by, say, a factor of three, this would substantially reduce the area of an array and also reduce the


balance of systems cost for photovoltaic systems. By doing that, photovoltaic systems could then be competitive with other power sources such as the utilities."

Uses in Space

A large United States space station, orbiting the earth and requiring high power levels, may benefit from such improved technology, but near-term application possibilities include more sophisticated satellites for communications, weather forecasting, reconnaissance of earth resources and similar services.

One of the most promising near-term semiconductor approaches to improved power generation systems for space involves the gallium arsenide solar cell. When perfected, this cell, made by mixing gallium and arsenic or so-called III-V compounds, would equip builders of spacecraft with a more efficient solar cell array able to convert 18 percent of the energy it receives from the sun into electricity. Future efficiency may be as high as 22 percent.

Dr. Irving Weinberg, scientific consultant in photovoltaics at Lewis, ticks off some basic advantages: "Gallium arse-



nide cells lose power under extreme heat at only half the rate of the tried and true silicon cells, are less susceptible to space radiation damage, can recover their energy-producing potential after radiation at a much lower 'healing' temperature than silicon, and can be thinner and hence lighter than a typical silicon cell.

"Added to these benefits is the cell's ability to be used under concentrated sunlight, and we hope to exploit this to produce greater amounts of power at a lower unit cost from a smaller area of cells."

"One example is a gallium arsenide cell only a fraction of the size of a silicon cell that can be placed at the focal point of a small 5 centimeter (2 inch) diameter Cassegrainian mirror concentrator. The Cassegrainian mirror concentrator collects and focuses 100 times more light per unit area on the cell to produce larger amounts of power. Because cell efficiency increases with sunlight intensity, more power can be produced from a given area of cells. This permits the use of smaller arrays. Temperatures on the cell in the concentrator remain remarkably low and long life can be expected."

Lewis is already producing some of the new gallium arsenide cells for experimental purposes. The ultimate goal is to make an ultrathin gallium arsenide cell that will be more efficient and radiation resistant than present silicon cells and comparable in price.

The Cascade Cell

Forestieri and his staff are also working on what they call the ultimate semiconductor solar cell: the Cascade cell. This differs from any others in that it can generate maximum power from each of the colours that compose "white sunlight."

Other cells composed of only one semi-conducting substance generate peak performance at one wavelength or colour only. The Cascade cell will employ layers of semiconductors that each produce peak power from a preferred colour of light. As light cascades through each layer, one colour is filtered out to generate power and the others are passed through to be used by the layers below.

Lewis researchers are using a vapour deposition process that can lay down a chemical film a fraction the thickness of a human hair across a substrate to build the Cascade cell. The total Cascade layer cake is about half the thickness of a human hair.

"The Cascade cell should achieve efficiencies up to 30 percent and enable us to reduce the size and weight of structures required to hold solar cell arrays," said Forestieri. "That will be a big advantage in space where smaller solar wings will reduce weight and permit greater payload aboard spacecraft. It will also be of


Electronics Today January 1985

advantage to builders of terrestrial units."

Welding the Cells

Another area of study at Lewis is to develop a practical welding technique for solar cell arrays to replace the use of solder in wiring the cells together to provide practical voltage and current levels. Intense heat, like that encountered by planetary probes sent into the near-sun environment, would melt the solder connections, causing a loss of power.

Temperature cycles of intense heat and cold as encountered by satellites moving from the sun side of a planet to the dark side may cause solder to become brittle and eventually break. A welded array that will be able to withstand greater temperature extremes and cycles is a goal of Lewis scientists. ■



INTERNATIONAL LTD.
(416) 298-3280
Telex - 065-26150

Service Centre and Retail Outlet. 4051 Sheppard Ave., East, Agincourt, Ontario M1S 1S8

Japanese Parts Specialists PARTS 100% GUARANTEED 1985 Prices

4116 150nS NEC or MIT	\$ 1.65
4116 200NS Ceramic	\$ 1.35
4164 150NS MIT	\$ 5.75
2716 2Kx8 HITACHI, NEC	\$ 4.99
2732A 4Kx8 T1	\$ 8.50
2732 NEC	\$ 6.99
2764 8Kx8	
Mitsubishi 250NS	\$ 9.85
27128 300NS Hitachi	\$20.95
2532 Hitachi	\$ 7.25
2114 200NS (Hitachi)	\$ 2.25
2128-2, 2116, 4016, 2016	\$ 8.00
6116P 150NS Hitachi	\$ 7.75
TMS 4416 120NS 4Kx16	\$ 9.50
HM 6264 LP-15	\$CALL
41256 TMM or NEC	\$CALL

CPU

Z80A NEC	\$ 5.75
6502A 2MHz	\$ 6.99
6502	\$ 6.50
6845 CRT Controller (Hitachi) 1 Mhz	\$10.99
6522	\$ 6.99
6850	\$ 4.99
8035	\$11.00
8039	\$12.50
8279	\$ 9.00
8155	\$11.50
8085A	\$12.50
8086	\$19.95
UPD 7220D	\$59.95

800 Series for IBM

a) 8088D NEC	\$21.50
b) 8237A-5 NEC	\$19.95
c) 8253A-5	\$ 9.00
d) 8259A-2	\$ 9.00
e) 8255A-5	\$11.99
f) 8284A	\$10.99
g) 8288D	\$18.50
h) UPD 765A	\$28.50
i) 82C43C	\$11.00
j) 82C53-5	\$10.75
k) 8243C	\$12.00
l) 8257	\$12.00

SPECIALS

Disk Drive (Super Sale)

IBM Compatible

Panasonic JA551-2 (same as Shugart SA455) \$235.00

Apple Compatible


Panasonic JA550-2 \$249.00
ASUKA NF 555 \$239.00
MITAC (Shugart SA390) \$215.00

Printer

Roland \$369.00
Mannesman Tally \$410.00

Monitor

Green \$129.00
Amber \$139.00



5-1/4 Floppy Disk Case (storage up to 150 diskettes) Lock included \$ 29.95
5A Hydro approved Switching Power Supply (for Apple) \$ 85.00
15A, 130W Switching Power Supply for IBM PCB's \$169.00
52 function numeric keyboard (electronic touch) upper/lower case \$ 99.00
1. Colour R.F. Modulator \$ 15.00

Apple Compatible Peripherals

a) 128K RAM Card \$185.00
b) 16K RAM Card \$ 49.00
c) 80 Column Card \$ 69.00
d) Disk Controller Card \$ 49.00
e) Z80 Card \$ 60.00
f) Communication Card \$ 79.00
g) 40/80 Col. soft switch \$19.95

Check our low price TTL, 74LS Series "Price as low as 55¢"
Example: 74LS00 55¢

Mail Orders: Send a certified cheque or money order plus \$4.00 for shipping and handling. For Special Delivery, please add \$1.00 extra. Ontario residents add 7% P.S.T. Visa & Master card accepted.

COMPUTER

PARTS GALORE INC.

316 College St.
Toronto, Ontario M5T 1S3

Toll Free Orders Only

1-800-387-1385

Order Checking (416)925-8291
Technical Data (416)925-1105

APPLE® ITEMS

- (A) SOLID ABS NUMERIC CASE
Fits our function KB just right\$59.95
- (B) NUMERIC FUNCTION KEYBOARD
88 Basic & CPM functions\$89.95
Shorter type, non numeric\$79.95
- (C) 6502 MOTHER BOARD 48K
Our famous + with prototype area\$29.95
- (D) BLACK BEAUTY POWER SUPPLY
Now CSA® approved to protect you\$79.95
- (E) SYSTEM SAVIOUR FAN & OUTLETS
The famous low cost fan/surge sup.\$45.00
- (F) GREAT DEAL, STILL GOING STRONG
A,D,C,D above and any 4 bare PCB\$249.00
- (G) IBM® CASE FOR 6502 PCB
2 drives, mother PCB, PS fit in\$69.95

HARD TO GET PARTS

- 8 POS DIP SWITCH\$2.50 MPSA13\$0.50
- DISK MALE PCB 2N2904\$0.20
- CON. 2N3906\$0.30
- DISK FEM FLAT CON. 2N2222\$0.35
-\$1.50 2N2907\$0.40
- 6 PIN INLINE POWER MPSU51\$1.00
-\$1.00 2N4258\$0.75
- 6 PIN SQUARE POWER 1K, 9 PIN SIP\$1.00
-\$1.00 1K, 8 PIN SIP\$1.00
- RCA JACK PCB\$0.75 10K, 10 PIN SIP\$1.00
- AUDIO JACK PCB\$0.50 4 POS DIP SWITCH
- 50 P1 TRIMCAP\$1.00\$1.50
- 220 Ohm TRIMPOT\$0.50
- 68A45\$10.00
- MC3242\$10.00

NEW LOW BARE PCB PRICES*

As you know the Apple bare pcb business is fading away. We have decided to clear out the rest of our Apple bare pcb at discount prices until they are all gone. FIRST COME, FIRST SERVED, MINIMUM 5 CARDS

GROUP 1

- (A) REAL TIME CLOCK
- (B) RANA 4 DRIVE
- (C) 9 VOICE MUSIC
- (D) BUFFER PRINTER
- (E) DISC CONTROLLER
- (F) SHAMROCK DISC II
- (G) PIA
- (H) EPROM
- (I) WILD CARD
- (J) SAM
- (K) RS232 PRINTER
- (L) RS232 MODEM (COM)

ALL \$7.00 EACH

GROUP 2

- (M) GRAPPLER
- (N) 80 COLUMN
- (O) 80 COLUMN SOFT SW
- (P) Z-80
- (Q) RGB
- (R) SPRITE GRAPHICS

ALL \$9.00 EACH

GROUP 3

- (S) SSM MODEM
- (T) APPLE MULTIFUNCTION
- (U) APPLACARD
- (W) APPARAT EPROM PROG.
- (X) 16K

ALL \$11.00 EACH

* Prices so low we require payment with order.

FIRMWARE FOR BARE PCB's	WIRED APPLE PERIPHERALS
CLOCK DISK\$ 8.00	16K\$45.00
MUSIC 2 DISKS\$15.00	DISK\$45.00
128K 3 DISKS\$20.00	Z-80\$45.00
WILD DISK\$ 8.00	80 COLUMN\$65.00
SAM DISK\$ 8.00	80 COL SS\$70.00
SPRITE DISK\$ 8.00	13/16 SHAMROCK\$55.00
GRAPLER EPROM\$ 8.00	128K NO ICS\$34.95
80 COL 3 EPROMS\$20.00	128K Zero K\$55.00
80 COLSS 3 EPROMS\$20.00	128K 64K\$99.00
SSM EPROM\$ 8.00	128K 128K\$150.00
MULTIFUNC EPROM\$ 8.00	SSM MODEM\$150.00
DISK 2 PROMS\$15.00	APPLACARD\$150.00
SHAMROCK DISK PROMS\$15.00	
RS232 2 PROMS\$15.00	
WILD EPROM\$ 8.00	

Vep 46 EPROM PROGRAMMER/ERASER



The VEP-46 programmer programs 16K to 128K EPROMS four at a time, with each bit programmable via the host computer. Will also erase up to 10 EPROMS at a time. Ideal for small production runs or EPROM development work. Specify Apple or IBM host adaptor\$449.00

CRYSTALS

1.00 MHZ\$4.95	6.144 MHZ\$3.95
1.8432 MHZ\$3.99	8.000 MHZ\$2.95
2.000 MHZ\$3.99	10.00 MHZ\$2.95
4.000 MHZ\$2.99	14.318 MHZ\$2.49
3.579 MHZ SMALL\$2.99	16.00 MHZ\$2.95
3.579 MHZ LARGE\$1.49	17.43 MHZ\$2.95
4.032 MHZ\$3.99	18.00 MHZ\$2.95
6.000 MHZ\$3.95	18.432 MHZ\$2.95

Circle No. 10 on Reader Service Card

continued from page 18

New Office Software for Apples and Franklins

The Magic Office System by Artsci is a giant step ahead. The power, simplicity and ease-of-use of windowing technology is now available for Apple IIe, IIc and Franklin users. The Magic Office System combines:

- A greatly enhanced version of Magic Window II, the popular "see what you get" word processor
- An electronic spreadsheet faster and more powerful than Visicalc, with variable width columns and output formatting
- A business graphics package for pie charts and multiple bar graphs.
- An automatic spelling checker

Also of note: Lisa-type file folders & documents; on-screen

text justification; menu & function key driven; single key copy/back-up; restores original file from disk; does Mail Merge and supports many printers and interfaces. In comparison AppleWorks, a similar integrated software package from Apple Computer Inc. is not capable of any of these functions. The entire program is on one disk and each program is fully integrated with the other.

The Magic Office System is distributed by Micron Distributing, 409 Queen Street West, Toronto, Ontario 1-800-268-9052/ (416) 593-9862 and is available at your local computer store. Suggested retail is \$399.95.

Circle No.51 on Reader Service Card


IC Lotion

Lotion for your chapped chips? Not yet. R&R Lotion, of 1220 North Statem, Tempe, Arizona 85281, are offering a hand lotion for those in the printed circuit repair or manufacturing trades. If you work with solvents and use a hand lotion to prevent sandpaper skin, chance are you're getting silicone, lanolin, or mineral oil on any PCBs that you handle. Solder flux can't be relied on to remove

these contaminants. R&R's lotion is said to contain no contaminants that would affect solderability or cause corrosion. You can contact them at the above address, or call (602) 968-7787.

Circle No. 45 on Reader Service Card.

Servo-amp



Servo-Amplifiers Inc. has announced a new and more powerful addition to its line of digital interfaced DC motor speed controls. This new Model 14-25A is for computer controlled DC motor applications, providing up to 3000 watts of true servo power. The computer user is able to attach a standard 90 Volt DC motor through the Model 14-25A to a parallel port without causing any electrical interference in the

microprocessor. This outstanding feature is achieved through the use of opto-isolators. A further cost and space saving advantage of the Model 14-25A is the ability to attach it directly to a 110 Volt line without expensive use of power supply or transformers. Contact: Servo-Amplifiers Inc., 2 Bloor St. W., Suite 100-265, Toronto, Ontario, M4W 3E2.

Circle No.55 on Reader Service Card

Over 500 software programs for manufacturing are described in the 1985 Handbook of Manufacturing Software. Programs include inventory control, CAD/CAM, robotics, and process control software. The handbook also covers

the fundamentals of applying computers to the manufacturing environment. The handbook is available from: SEAI Technical Publications, P.O. Box 590, Madison, GA 30650. (404) 342-9638.

COMPUTER PARTS GALORE INC.
 316 College St.
 Toronto, Ontario M5T 1S3

Toll Free Orders Only
1-800-387-1385
 Order Checking (416)925-8291
 Technical Data (416)925-1105

NEW!


DTC™ DISPLAY TELECOMMUNICATIONS CORPORATION

MEGA-BOARD™

WIRED N TESTED MEGA-BOARD™

- (A) Tested 64K MEGABOARD with MEGABIOS, Manual and Schematics \$549.00
- (B) Socketed and wave soldered MEGABOARD with detailed parts list \$249.00
- (C) Memory expansion, each 64K tested . \$ 75.00
- (D) Memory chips, 4164-150ns . .9 pcs . . \$ 55.00
- (E) 256K DRAM, price on request

APPLE® DETACHED KEYBOARD



The excellent MARK-II Apple detached keyboard using serial data (IBM) format. Plugs directly into Apple PCB \$159.00

IBM® STYLE KEYBOARD

At last, a good low cost keyboard for the IBM PC, XT or compatible machine. Uses capacitive keys, has a very good "feel", and has TYPEWRITER LAYOUT for easy wordprocessing. All this at the very low price of \$139.00

BARE PCB FOR IBM™

- (A) Colour graphics board \$34.95
- (B) Multifunction board \$24.95
- (C) IBM Disc controller board \$19.95
- (C1) IBM Disc controller with part port \$24.95
- (D) IBM WW Prototype, DB9,25, holes \$24.95
- (E) IBM memory prototype, 256K mem \$24.95
- (F) IBM extender board \$19.95
- (G) Printer Card \$14.95
- (H) 512K memory card \$24.95

All cards come with a parts list and placement diagram. We have all the hard to get parts. And Proms/Eproms

IBM CASE



We have the case for you, the newest type with 8 slots for the MBE-XT board, has hinged lid and all mounting hardware \$89.95
 Same as above for MEGABOARD, 7 Slot \$99.95
 Older type, top opening for Apple pcb to look like IBM system, holds 2 drives \$69.95


IBM is a registered trademark of International Business Machines

Eight Compatible I/O Interface Connectors
 (Full PC compatible) (compatible with all IBM PC* plug-in cards)

Special J1 Interface
 (Allows horizontal mounting of compatible expansion cards for easy bus expansion and custom configuring) (Board has 62 pin gold plated compatible connector)

Extended ROM Capability
 (Runs all compatible PC ROMS) (Jumper programmable to accommodate all popular 8K, 16K, 32K and 64K ROM chips and NEW EE ROMS! VPP power pin available for EP ROM burning!) (External VPP voltage required)

Full Mega-Byte Ram Capacity On board!
 (With parity)
 □ 256K Bytes using 64K chips
 □ 1 Mega Bytes using 256K chips



Standard Keyboard Interface
 (Full PC compatible)

Hardware Reset
 (Overcomes reset flaw in PC)

Power Connector
 (Full IBM* pinout compatible)

8088 Processor
 (Same as PC)

8087 Numeric Processor
 (Same as PC)

Peripheral Support Circuits
 (Same as PC)

Configuration Switches
 (Same as PC)

Speaker/Audio Port
 (Same as PC)

Wire Wrap Area
 To facilitate special custom applications!

FULL IBM - PC COMPATIBILITY!

Mega-Board® \$99.95
 With full assembly data.
Mega-Board®, Users manual with schematic, ap. notes and theory, etc \$19.95
MEGA-BIOS®, a fully MS-DOS, PC-DOS compatible non-infringing BIOS \$29.95

ONLY!
\$99.95
Evaluation Board Kit

MEGA-BOARD™ Evaluation Board Kit!
 (Blank board with full assembly instructions and parts list.)

Includes highest quality PC board with gold plating, silk screen, solder mask

SHUGART SA455A3 5-1/4" HALF SIZE DRIVES

- 40 Track per side
- Double-sided, double density
- Latest head & drive technology
- Fast access time



Two of These Half Size Drives will Fit in the Same Space as 1 Full Size Drive! **\$219.00**

SWITCHING POWER SUPPLY



110V, 60Hz with Fan and two rear switched outlets.

- 100 Watt + 5-10A; + 12-3.5A; 5-1/2A; -12-1/2A \$139.00
- 100 Watt + 5-15A; + 12-4.5A; 5-1/2A; 12-1/2A \$169.00

MAIL ORDERS: We accept VIA;MC;AMEX; credit cards. Money orders, cheques (2 week wait) are also OK. Minimum packing and handling fee \$5.00 or 5%, whichever is larger. The only COD we use is via CAN-PAR (Add \$4.00 COD fee) or motor freight. We do not use postal COD at all. All Ont. res. add 7%. All prices are subject to change without notice. Returns are subject to a 20% restocking charge.

MBE-XT \$49.95

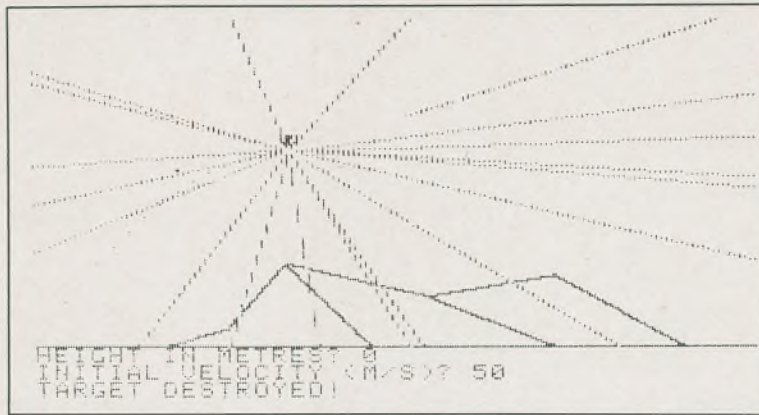


Here it is, a 256K XT compatible 8088 machine that works like an IBM. Note has 8 slots on 0.8" spacing to use modern XT peripherals, unlike the BEST which has only 5 on 1" spacing. The MBE-XT will hold any legal or illegal BIOS or BASIC. We suggest the MEGABIOS, one of the better ones available.

- (A) MBE-XT with assembly data and parts list \$49.95
- (B) Complete schematics and manual \$4.95
- (C) Wave soldered MBE-XT board without any IC's, all sockets, edge con. R.C. Etch with manual and full schematics. You just add IC's \$225.00
- (D) As above but fully stuffed with all IC's and 64K of RAM on board with BIOS and M&S\$450.00

MEGABOARD/MBE-XT PARTS

- A) INTEL/AMD IC set \$ 99.00 N) 62 pin edge conn. \$2.50
- B) 8253-5 \$ 8.95 O) 5 PIN DIN \$1.50
- C) 8259A \$ 8.95 P) Power connector \$1.50
- D) 8237A-5 \$ 19.95 Q) 4.7K x 6 sip \$0.60
- E) 8255A-5 \$ 11.95 R) 4.7K x 15 ntwk \$1.00
- F) 8284 \$ 9.95 S) 8.2K x 15 ntwk \$1.50
- G) 8288 \$ 20.00 T) 33 Ohm x 8 ntwk \$1.50
- H) 8088 \$ 18.00 U) 4.7K MBE-XT
- I) 8087 \$225.00 V) SIP \$0.90
- J) 8272/765 \$ 19.95 W) Megaboard prom \$9.95
- K) 100 NS USA delay \$ 14.95 X) 1uf Monolithic ceramic caps 0.1" or 0.2" \$0.15 ea.
- L) 7 NS US delay \$ 14.95 Y) MEGABOARD BUS
- M) 50 pf trimcap \$ 1.00 Z) Bar \$1.50 ea.



Computing Today

Projectile Motion

Learn something about the physics of trajectories, or just play a diverting game; a discussion and a Applesoft listing.

PROJECTILE motion is often a difficult concept to grasp at first. Why do objects, ranging from a small baseball to a gigantic rocket move in such predictable paths after being launched?

Simple projectile motion is easily simulated in real-time on the Apple II's high resolution graphics screen using this program. If you want to do it analytically, the game requires a knowledge of parabolic or projectile motion governed by the law of gravity; if you'd rather just play the game, it's just as much fun as blasting your average aliens. The object is to fire a projectile after calculating its angle and initial velocity to destroy a target suspended in mid-air.

Entering the Program

First boot a DOS 3.3 or a ProDOS 1.0.1 disk and get into Applesoft BASIC. Type in the Applesoft program listing. Save it every now and then (to protect against crashes) by typing "SAVE PROJECTILE.MOTION". Type "RUN" to execute it.

Playing the Game

This game is quite educational in teaching the simple laws of projectile motion. First enter the acceleration due to gravity of the system. If only the "RETURN" key is pressed the acceleration will default to 10 m/s/s, the approximate value on Earth. Use the default value at first. Then experi-

ment with some absurd values. Here are some accelerations due to gravity for some of the planets:

Celestial Body	g, m/s/s
The Sun	285
The Moon	1.62
Mercury	3.76
Venus	8.77
Earth	9.81
Mars	3.80
Jupiter	24.9
A Black Hole	1000

Fig. 1 A few values for g, the gravitational constant.

After you have entered the necessary information, a suspended target resembling a balloon is randomly placed on the screen. It may be as high as 160 metres in the air or as far away as 280 metres. You can enter the angle of your gun from 0 to 90 degrees. The height of your gun may be 0-160 metres high. The speed of your projectile can only be positive. With trial and error, you can usually destroy your target in less than ten shots. But, if you are bold enough, you may make precise calculations to destroy the target.

A projectile on the moon with low gravity requires a low velocity to escape the gravitational pull. A projectile in a black hole (g 1000 m/s/s) requires more than the speed of light (300,000 km/s) to escape. However, in accordance with Einstein's

Special Theory of Relativity, the speed of light can be approached infinitesimally but never be attained or exceeded by any material object; therefore, this is impossible. Not even light can escape the pull of a black hole's gravitational field. (That's why they're "black").

The Physics Involved

The velocity of a projectile is a vector consisting of a magnitude (speed) and a direction (the angle). This vector is broken down into two rectangular components, the horizontal and the vertical. The horizontal component of the velocity always stays constant from the time of firing (neglecting any air friction) since no external forces act upon the object horizontally. The vertical component, however, is acted upon by the force of gravity, which is 9.8 m/s/s on Earth. This force produces an acceleration towards the surface (Newton's second law). By considering the motion of the projectile as two independent vectors, its position (or displacement from its initial point) can be calculated. The resultant motion takes the shape of a conic section, the parabola.

The velocity of the object at any instant is the general integral.

$$v = \int -a \, dt \text{ is}$$

$v = -at + K$; K is a constant. It is the initial vertical velocity of the object.

The displacement of the object is the integral of the velocity:

$$d = \int -at + K \, dt \text{ is}$$

$$d = -0.5at^2 + Kt + H$$
; H is a constant.

It is the initial height from which the object was launched.

Fig. 2 The equations involved in calculating the ballistic path if you're keen. Consider "a" to be negative as upward directions are positive.

By deleting line 570, the projectile will leave its locus of points on the screen as if the projectile had been photographed with a strobe light and a camera with its shutter open.

The Math

The position of the projectile is simply calculated by two formulas as functions of time, T.

The horizontal position, X, is calculated by line 540.

$$X = XV * T$$

where XV is the horizontal component of the initial velocity. T is the time. Since there are no external forces acting in the horizontal direction, the horizontal velocity remains constant (we neglect wind resistance). Therefore, the displacement is directly proportional to the time.

The vertical position, Y, requires more calculations since it is acted upon by the force of gravity. However, you may derive it by simple integral calculus. Displacement, velocity and acceleration are functions of time so you differentiate and integrate with respect to time. The change in displacement, called velocity, is the derivative of the displacement called velocity. The change in velocity, accel-

ation, is the derivative of the velocity. Working backwards, in other words, the velocity is the anti-derivative or integral of the acceleration and displacement is the integral of the velocity. The acceleration due to gravity which is constant is "a" downward on Earth.

The vertical position, Y, is calculated by line 550.

$Y = YV * T - (.5 * G * T^2) + H$, where YV is the vertical component of the initial velocity. G is the acceleration due to gravity and H is the initial height of the gun. As T increases, the position of the projectile changes. The equation, of course, is quadratic and a parabola would be plotted on a rectangular T vs. Y graph. Hence, this projectile motion can also be called parabolic motion.

Limitations

Of course, this program only provides a simulation of the real world by natural laws of physics. However, it does prove to be a pretty good approximation.

This program does not consider atmospheric friction of the flying object. Wind and the density of the atmosphere deviate the object from its ideal path. The coefficient due to air friction of the pro-

jectile would have to be considered. The faster the object goes, the more friction would act upon it. Wind would create a horizontal force, you can replace line 540 with:




$$540 X = XV * T + .5 * HX * T * T$$

where HX is a constant (the value of the horizontal acceleration)

to consider a horizontal acceleration. With this horizontal acceleration, the resultant acceleration vector would no longer be straight down; it would be oblique.

I will leave it to some physicist to destroy the target in one shot by calculation. The hint is to formulate a parabola whose locus coincides with the location of the target.

The applesoft listing appears overleaf

	<p>ECS6 PORTABLE INTRODUCTORY OFFER \$1295.00</p> <ul style="list-style-type: none"> • Dual Processors 6502 and Z80 • 64K Ram Controller Card • Hi-Res 9" Amber Monitor • Detachable Keyboard with Special Functions • 90 Day Warranty • Disk Drive 	<p>P.C. COMPATIBLE ECS-PC Special \$1395.00</p> <ul style="list-style-type: none"> • 8088 processor • optional Intel 8087 numeric coprocessor • 64K memory exp. to 256K • double sided double density disk drive • detachable keyboard • colour-graphic board • 100 watt power supply • support PC software • 90 day warranty 																																																																															
<p>XT/PC MAIN BOARD \$425.00</p> <hr/> <p>DISK DRIVE \$225.00</p> <ul style="list-style-type: none"> • Apple II Compatible Shugart 390L • Slim Line Teac \$249.00 • Z80 \$49.00 • 16K Ram \$55.00 • Disk Controller \$45.00 • 80 Column \$69.99 • Light Pen \$199.00 • Joy Stick \$38.00 • 5 Amps Power Supply \$79.00 • Modem, Auto Dial, Auto Answer \$159.00 	<p>ECS4 SYSTEMS \$1179.00 SPECIAL \$1079.00</p>  <ul style="list-style-type: none"> • dual processor 6502 and Z80 • 64K RAM • controller card • disk drive • Hires lit amber monitor • colour graphics • detachable keyboard with special function • 90 days warranty. 	<p>XT PC PARTS</p> <table border="0"> <tr><td>I-101</td><td>XT-main board (no ROM)</td><td>\$ 425.00</td></tr> <tr><td>I-102</td><td>PC-main board (no ROM)</td><td>\$ 399.00</td></tr> <tr><td>I-103</td><td>512K RAM card (OK on board)</td><td>\$ 150.00</td></tr> <tr><td>I-104</td><td>Multifunction card (OK on board)</td><td>\$ 175.00</td></tr> <tr><td>I-105</td><td>Colour display card</td><td>\$ 195.00</td></tr> <tr><td>I-106</td><td>Monochrome graphic card</td><td>\$ 350.00</td></tr> <tr><td>I-107</td><td>Monochrome</td><td>\$ 175.00</td></tr> <tr><td>I-108</td><td>Print card</td><td>\$ 69.00</td></tr> <tr><td>I-109</td><td>I/O card (w/o disk controller)</td><td>\$ 175.00</td></tr> <tr><td>I-110</td><td>Disk drive card</td><td>\$ 129.00</td></tr> <tr><td>I-111</td><td>XT PC add on bare cards</td><td>\$ 29.00</td></tr> <tr><td>I-111B</td><td>XT mother bare board</td><td>\$ 48.00</td></tr> <tr><td>I-112A</td><td>Power supply (130 watts)</td><td>\$ 149.00</td></tr> </table>	I-101	XT-main board (no ROM)	\$ 425.00	I-102	PC-main board (no ROM)	\$ 399.00	I-103	512K RAM card (OK on board)	\$ 150.00	I-104	Multifunction card (OK on board)	\$ 175.00	I-105	Colour display card	\$ 195.00	I-106	Monochrome graphic card	\$ 350.00	I-107	Monochrome	\$ 175.00	I-108	Print card	\$ 69.00	I-109	I/O card (w/o disk controller)	\$ 175.00	I-110	Disk drive card	\$ 129.00	I-111	XT PC add on bare cards	\$ 29.00	I-111B	XT mother bare board	\$ 48.00	I-112A	Power supply (130 watts)	\$ 149.00	<table border="0"> <tr><td>I-112B</td><td>Power supply (130 watts side sw)</td><td>\$ 169.00</td></tr> <tr><td>I-113-5</td><td>Flip case 8 slot, with hinge</td><td>\$ 79.00</td></tr> <tr><td>I-103-8</td><td>Flip case 8 slot</td><td>\$ 75.00</td></tr> <tr><td>I-104B</td><td>Key board</td><td>\$ 139.00</td></tr> <tr><td>I-115</td><td>Joy stick for PC XT or 6502</td><td>\$ 48.00</td></tr> <tr><td>ECS-XT</td><td>16 bit computer (without ROM)</td><td>\$1595.00</td></tr> <tr><td>GVC</td><td>Modem 300 baud, auto dial/ans</td><td>\$ 295.00</td></tr> <tr><td>ADDA/PC</td><td>8bit A/D, D/A converter 16 ch</td><td>\$ 339.00</td></tr> <tr><td>ADDA/PC16</td><td>16bit A/D, D/A converter</td><td>\$ 369.00</td></tr> <tr><td>PR cable</td><td>Cable for printer</td><td>\$ 35.95</td></tr> <tr><td>DR cable</td><td>Cable for disk drive</td><td>\$ 19.95</td></tr> <tr><td>Game I/C</td><td>XT joy stick interface card</td><td>\$ 79.95</td></tr> <tr><td>Drive</td><td>DSDD Hitachi drive</td><td>\$ 219.00</td></tr> </table>	I-112B	Power supply (130 watts side sw)	\$ 169.00	I-113-5	Flip case 8 slot, with hinge	\$ 79.00	I-103-8	Flip case 8 slot	\$ 75.00	I-104B	Key board	\$ 139.00	I-115	Joy stick for PC XT or 6502	\$ 48.00	ECS-XT	16 bit computer (without ROM)	\$1595.00	GVC	Modem 300 baud, auto dial/ans	\$ 295.00	ADDA/PC	8bit A/D, D/A converter 16 ch	\$ 339.00	ADDA/PC16	16bit A/D, D/A converter	\$ 369.00	PR cable	Cable for printer	\$ 35.95	DR cable	Cable for disk drive	\$ 19.95	Game I/C	XT joy stick interface card	\$ 79.95	Drive	DSDD Hitachi drive	\$ 219.00
I-101	XT-main board (no ROM)	\$ 425.00																																																																															
I-102	PC-main board (no ROM)	\$ 399.00																																																																															
I-103	512K RAM card (OK on board)	\$ 150.00																																																																															
I-104	Multifunction card (OK on board)	\$ 175.00																																																																															
I-105	Colour display card	\$ 195.00																																																																															
I-106	Monochrome graphic card	\$ 350.00																																																																															
I-107	Monochrome	\$ 175.00																																																																															
I-108	Print card	\$ 69.00																																																																															
I-109	I/O card (w/o disk controller)	\$ 175.00																																																																															
I-110	Disk drive card	\$ 129.00																																																																															
I-111	XT PC add on bare cards	\$ 29.00																																																																															
I-111B	XT mother bare board	\$ 48.00																																																																															
I-112A	Power supply (130 watts)	\$ 149.00																																																																															
I-112B	Power supply (130 watts side sw)	\$ 169.00																																																																															
I-113-5	Flip case 8 slot, with hinge	\$ 79.00																																																																															
I-103-8	Flip case 8 slot	\$ 75.00																																																																															
I-104B	Key board	\$ 139.00																																																																															
I-115	Joy stick for PC XT or 6502	\$ 48.00																																																																															
ECS-XT	16 bit computer (without ROM)	\$1595.00																																																																															
GVC	Modem 300 baud, auto dial/ans	\$ 295.00																																																																															
ADDA/PC	8bit A/D, D/A converter 16 ch	\$ 339.00																																																																															
ADDA/PC16	16bit A/D, D/A converter	\$ 369.00																																																																															
PR cable	Cable for printer	\$ 35.95																																																																															
DR cable	Cable for disk drive	\$ 19.95																																																																															
Game I/C	XT joy stick interface card	\$ 79.95																																																																															
Drive	DSDD Hitachi drive	\$ 219.00																																																																															

NOW OPEN

ELECTRONIC CONTROL SYSTEMS

1590 Matheson Boulevard, Suite 1 & 2 Mississauga, Ontario L4W 1J1
(416) 625-8036

Hours — Mon. to Fri. 10-6, Sat. 10-2

```

10 REM *****
11 REM *****
20 REM * PROJECTILE MOTION
30 REM *
40 REM * BY YIN H. PUN
50 REM *
60 REM * COPYRIGHT (C) 1984
70 REM * BY MOORSHEAD PUBLICATI
80 REM * TORONTO, ONTARIO
90 REM *****
100 :
110 TEXT : RESTORE : SPEED= 255
120 HOME : INVERSE : PRINT "PARA
BOLIC MOTION OF A PROJECTILE
": NORMAL
130 PRINT
140 PRINT "BY YIN H. PUN"
150 PRINT "COPYRIGHT 1984": PRINT
160 PRINT "The object is to dest
roy a target by a": PRINT "1
aunched projectile.": PRINT
170 PRINT "INPUT ACCELERATION DU
E TO": INPUT "GRAVITY IN m/s
2? ";G$
180 G = VAL (G$)
190 IF G$ = "" THEN VTAB ( PEEK
(37)): HTAB 19: PRINT "10":G
= 10
200 POKE 230,64: POKE 28,255: CALL
62454
210 HCOLOR= 3
220 HGR
230 REM Randomize position of ta
rget
240 YA = RND ( PEEK (78)): REM S
eed random number generator
250 YA = INT ( RND (1) * 159)
260 XA = INT ( RND (1) * 269) +
10
270 GOSUB 1080
280 YT = YA:YS = 159 - YA
290 HPLOT 0,159 TO 279,159
300 HPLOT 50,159 TO 75,150 TO 97
,120 TO 150,135 TO 200,125 TO
250,159
310 HPLOT 97,120 TO 130,159
320 HPLOT 150,135 TO 200,159
330 REM MAIN ROUTINE
340 SL = - 16336
350 EN = 10
360 ST = .25
370 VE = 100
380 HOME
390 VTAB 21
400 PRINT "Your gun is at the bo
ttom left."
410 PRINT "g is "G"m/s2"
420 PRINT "The target is "XA"m a
way and "YA"m up."
430 INPUT "ANGLE IN DEGREES? ";D
:TH = D * ATN (1) * 4 / 180
440 IF D 0 OR D 90 THEN PRINT
"ANGLE MUST BE BETWEEN 0 AND
90 DEGREES.": GOTO 430
450 INPUT "HEIGHT IN METRES? ";H
460 IF H 0 OR H 160 THEN PRINT
"THE HEIGHT MUST BE 160 AN
D 0.": GOTO 450
470 INPUT "INITIAL VELOCITY (M/S
)? ";V
480 IF V 0 THEN PRINT "VELOCI
TY MUST BE POSITIVE.": GOTO
470
490 REM Remember that the 'x' ve
locity component stays const
ant.
500 XV = V * COS (TH)
510 YV = V * SIN (TH)
520 REM MAIN LOOP OF PROJECTILE
MOTION
530 T = 0
540 X = XV * T
550 Y = YV * T - (.5 * G * T 2)
* H
560 SO = PEEK (SL)
570 HCOLOR= 0
580 HPLOT XL,159 - YL
590 IF X 279 THEN GOSUB 1200:
GOTO 330
600 IF Y 159 THEN 660
610 IF ABS (XA - X) 5 AND ABS
(YA - Y) 7 GOTO 680
620 IF Y 0 THEN T = 3: GOSUB 8
30: GOSUB 1200: GOTO 330
630 HCOLOR= 3
640 HPLOT X,159 - Y
650 XL = X:YL = Y
660 T = T + ST: GOTO 540
670 REM TARGET DESTROYED!
680 HOME : VTAB 24: PRINT "TARGE
T DESTROYED!"
690 FOR A = 1 TO 100
700 SO = PEEK (SL):SO = PEEK (S
L)
710 POKE 49234,0: POKE 49237,0
720 SO = PEEK (SL):SO = PEEK (S
L)
730 POKE 49236,0: POKE 49235,0
740 SO = PEEK (SL):SO = PEEK (S
L)
750 NEXT :T = 0: GOSUB 950
760 POKE 49234,0: POKE 49237,0
770 FOR T = 1 TO 100: NEXT
780 POKE 49236,0: POKE 49235,0
790 FOR SO = 1 TO 25:T = PEEK (
SL): FOR T = 1 TO SO: NEXT T
,SO
800 FOR T = 1 TO 3000: NEXT
810 GOTO 110
820 REM THIS ROUTINE PLOTS EXPLO
SION OF BULLET
830 HCOLOR= 3: IF X 269 OR X
10 THEN RETURN
840 FOR EN = 1 TO 2
850 YF = 158: HPLOT X,YF TO X + 1
0,YF - 15: HPLOT X,YF TO X -
10,YF + 10: HPLOT X,YF TO X +
5,YF - 7: HPLOT X,YF TO X +
5,YF - 7
860 SO = PEEK (SL)
870 HPLOT X,YF TO X - 7,YF - 4: HPLOT
X,YF TO X + 7,YF - 4
880 HPLOT X,YF TO X,YF - 10: HPLOT
X,YF TO X - 10,YF: HPLOT X,Y
F TO X + 10,YF
890 SO = PEEK (SL)
900 HCOLOR= 0: NEXT
910 HCOLOR= T
920 SO = PEEK (SL)
930 GOSUB 1080
940 RETURN
950 : HCOLOR= 2:YA = YS: FOR EN =
1 TO 2
960 SO = PEEK (SL)
970 HPLOT XA,YA TO 0,0: HPLOT XA
,YA TO 0,159: HPLOT XA,YA TO
279,159: HPLOT XA,YA TO 279,
0
980 HPLOT XA,YA TO 150,0: HPLOT
XA,YA TO 75,0: HPLOT XA,YA TO
0,75: HPLOT XA,YA TO 279,80
990 HPLOT XA,YA TO 0,35: HPLOT X
A,YA TO 0,115: HPLOT XA,YA TO
279,119: HPLOT XA,YA TO 279,
40
1000 HPLOT XA,YA TO 0,30: HPLOT
XA,YA TO 0,93: HPLOT XA,YA TO
279,85: HPLOT XA,YA TO 279,6
0
1010 : HPLOT XA,YA TO 75,159: HPLOT
XA,YA TO 150,159: HPLOT XA,Y
A TO 225,159
1020 HPLOT XA,YA TO 40,159: HPLOT
XA,YA TO 110,159: HPLOT XA,Y
A TO 145,159
1030 SO = PEEK (SL)
1040 HCOLOR= 0: NEXT
1050 YA = YT
1060 POKE - 16300,0
1070 GOTO 910
1080 YK = 159 - YA
1090 HPLOT XA,YK TO XA,YK - 7 TO
XA + 1,YK - 7 TO XA - 1,YK -
7 TO XA + 1,YK - 6 TO XA - 1
,YK - 6
1100 HPLOT XA - 4,YK - 1 TO XA -
4,YK TO XA + 4,YK TO XA + 4,
YK - 1
1110 HPLOT XA - 1,YK TO XA - 1,Y
K - 3 TO XA + 1,YK - 3 TO XA
+ 1,YK
1120 HPLOT XA + 1,YK - 3 TO XA +
3,YK - 5 TO XA + 3,YK - 7: HPLOT
XA - 1,YK - 3 TO XA - 3,YK -
5 TO XA - 3,YK - 7
1130 RETURN
1140 HCOLOR= E:E = ((T * 20) AND
3) * 3
1150 PRINT T,E
1160 HPLOT XA + 1,YK - 3 TO XA +
3,YK - 5 TO XA + 3,YK - 7: HPLOT
XA - 1,YK - 3 TO XA - 3,YK -
5 TO XA - 3,YK - 7
1170 HPLOT XA - 4,YK - 3 TO XA +
4,YK - 3
1180 RETURN
1190 REM THIS ROUTINE SIMULATES
A GET STATEMENT
1200 PRINT "PRESS ANY KEY TO CON
TINUE...";
1210 IF PEEK ( - 16384) 14
1 THEN 1210
1220 POKE - 16368,0
1230 RETURN
]

```





ELECTRONICS BOOK CLUB

The Best Source for Hobbyists and Professionals for Over 19 Years!

Time- and Money-Saving Advice . . .
Practical Troubleshooting & Repair Tips . . .
State-of-the-art Technology . . . Hundreds
of Projects . . . Plus, Exceptional Savings


Select 5 Books for Only \$2⁹⁵



800
List \$19.50 (paper)



1553
List \$15.95



1650
List \$19.95



1682
List \$14.95



1108
List \$15.95



1811
List \$21.95




1306
List \$10.25 (paper)



1543
List \$19.95



1577
List \$19.95



1449
List \$19.95



1679
List \$17.95




1605
List \$19.95




1199
List \$19.95



1625
List \$21.95




1765
List \$21.95



1673
List \$13.95



1211
List \$16.95



1507
List \$15.95




1277
List \$21.95




1537
List \$16.95



1409
List \$15.95



1539
List \$21.95



1536
List \$14.95




1699
List \$19.95



1719
List \$18.95



1474
List \$16.95



1593
List \$13.95



1218
List \$18.95

FREE guide to
mail order sources
for electronic parts
and components
A \$6.95
Value!



FREE When You Join Now

7 very good reasons to join the Electronics Book Club

- **Big Savings.** Save 20% to 75% on books sure to increase your electronics know-how
- **No-Risk Guarantee.** All books returnable within 10 days without obligation
- **Club News Bulletins.** All about current selections—mains, alternates, extras—plus bonus offers. Comes 13 times a year with hundreds of up-to-the-minute titles you can pick from
- **"Automatic Order."** Do nothing, and the Main selection will be shipped automatically! But . . . if you want an Alternate selection—or no books at all—we'll follow the instructions you give on the reply form provided with every News Bulletin
- **Bonus Books.** Immediately get a Dividend Certificate with every book purchased and qualify for big discounts of 60% to 80%
- **Extra Bonuses.** Take advantage of added-value promotions, plus special discounts
- **Exceptional Quality.** All books are first-rate publisher's editions selected by our Editorial Board and filled with useful, up-to-the-minute information

ELECTRONICS BOOK CLUB

P.O. Box 10
Blue Ridge Summit, PA 17214

Please accept my membership in the Electronics Book Club and send the 5 volumes circled below, plus, my FREE copy of *The Electronics Buyer's Guide*, billing me \$2.95 plus shipping and handling charges (payable in U.S. dollars). If not satisfied, I may return the books within ten days without obligation and have my membership canceled. I agree to purchase 4 or more books at reduced Club prices (plus shipping/handling) during the next 12 months and may resign any time thereafter.

800 1108 1199 1211 1218 1277 1306 1409 1449
1474 1507 1536 1537 1539 1543 1553 1577 1593 1605
1625 1650 1673 1679 1682 1699 1719 1765 1811


Name _____ Phone _____
 Address _____
 City _____
 State _____ Zip _____

Valid for new members only Foreign applicants will receive special ordering instructions Canada must remit in U.S. currency This order subject to acceptance by the Electronics Book Club

ETY-185

Circle No. 27 on Reader Service Card

ECS6



An Apple/CPM-compatible in a portable case complete with disk drive and monitor; some good ideas and some bugs.

by Bill Markwick

OCCASIONALLY I take a 6502 computer home so I can do a bit of word processing without the *Computing Now* staff throwing paper airplanes at me. The computer, monitor, fan, and two disk drives balanced on top of each other make an interesting jiggly tower and an adventure of every doorway. And of course, the trailing power cords wind themselves around every table leg like boa constrictors, pulling disk drives to the floor and scattering bits and bytes everywhere.

To my knowledge, the ECS6 is the first Apple-compatible computer in a truly portable case; the Apple IIc, while transportable, isn't quite the same idea because it has a separate monitor and power supply.

Opening It Up

The computer in its shut state looks somewhat like a portable sewing machine and is about the same size. Unscrewing two knobs lets the bottom come off and reveal its new personality as a keyboard. It's

vaguely like an IBM type, but with a few of key legends altered. The function keys have specific uses rather than being programmable, the Alt key now says PWR (although it doesn't actually do anything), the Print Screen is now another Control key, and so on.

On the front panel you'll find a nine-inch amber monitor, one half-height disk drive mounted vertically, jacks for video and cassettes, and knockout slots which will accept three 25-pin D connectors and

one 50-pin. There's a switch marked 40/80 and the usual monitor adjustment controls for horizontal and vertical.

On top is a round plastic cover which unlatches to reveal the power cord. If you pull out the power cord holder, you'll be holding the mounting panel for the fan while peering into the innards of the computer. Inside you'll see a conventional-looking motherboard with eight slots for peripheral cards. In Slot 0 is the small card which holds the ROMs, and in Slot 6 lives the disk controller; the 80-column card for Slot 3 is optional, and requires figuring out the unmarked video cables. Eventually, you'll stumble onto which one goes to the 80-column card and which one to the 40-column output. At the rear is a standard switching power supply and beside it the switching regulator for the monitor. There's 64K of RAM in 4164-type ICs tucked under the monitor tube.

Although you can get cards in and out nicely through the fan opening, the workings are easier to examine with the case top off; this requires removing six screws. A few drawbacks reveal themselves. One is that the front panel cassette jacks have cables which are supposed to plug into the motherboard and can't; the disk drive mounting panel is in the way. Another is that the disk ribbon cable is folded and secured with a metal loop; this loop tinkled unnervingly against the controller card. The power cord for the fan wiggled loosely in space as well.

None of these wandering wires caused any immediate problems, but the main and monitor power switches come loose if you take the top off because they're a friction fit between the case halves. Again, this didn't cause anything but annoyance, but I'm thinking of the trusting soul who gives his ECS6 to the airline freight handlers. No doubt he jets off, blissfully unaware that his power switches have either been poked into the case or torn out by the roots.


Lastly, the threaded knobs which hold the keyboard can be inserted into holes in the bottom of the main case to tilt it up for viewing. They don't thread in, however, but sit rather insecurely.

Testing It Out

Remove the coil-cord from its groove in the keyboard and plug in the DIN connector to the front panel. Switch on, and you'll see a sharp, easy-to-read image on the amber screen. Insert a DOS disk and press Boot; PR-6 will automatically appear on the screen and DOS loads itself in.

Working with BASIC was convenient; most of the often-used commands appear at a single keystroke. The CLR/EOL key remains a mystery; though it returned

Electronics Today January 1985



The interior of the ECS6. The cords at the front edge are for the optional 80-column card; the one at the rear is for the fan.

ASCII 27 (Escape), it didn't seem to affect anything. There are two Control keys on opposite sides since the IBM-style has more keys than an Apple-compatible needs, and I found this very nice for WordStar and its many control functions. The Tab key doesn't actually tab,

but prints the word on the screen for use with HTAB and VTAB.

Function Keys

On the left side of the keyboard are BASIC commands such as Run, List, Save, Load, etc. In addition, lots of things

We Service What We Sell BEST QUALITY INSTRUMENTS AT LOWEST COST! Why Pay More? . . . Just a Few Examples:





DMM 601
3 1/2 dig. 0.25% acc.
0.1 mV - 1000 VDC
0.1 uA - 2 A AC/DC
0.1. mV - 750 VAC
0.1 ohm - 20 M ohms
Safety test leads incl.

\$63.70

Dmm 6010 (same as 601) except:
max. 10 A AC/DC **\$66.90**

OSCILLOSCOPE 505 - 1 Chan.
4.5MHz bandwidth
20 mV vert.
sensitivity
Internal sinewave
calibrator
(probe extra)

\$330.00



OSCILLOSCOPE 3330 - 2 Chan.
20MHz bandwidth
Built-in component tester
5 mV vert. sensitivity
(probes extra)
\$495.00

DMM 4050

4 1/2 dig. 0.05% acc. Diode tester
AC V to 50kHz (not shown)
10 A max. AC/DC Continuity buzzer



100kHz - 70 mHz
On fundamentals **\$183.00**

A 1 ELECTRONICS, 5062 Dundas St. W., Islington, Ont. 231-4331 Authorized Distributors
WATERLOO ELECTRONICS SUPPLY CO. INC., 219 Hartwood Ave., Waterloo, Ont. 745-9421
Mail Orders Accepted: Send Certified Cheque or Money Order. C.O.D.'s accepted. Shipping extra. F.O.B. Oakville.
Outside Residents add 7% P.S.T.

KB ELECTRONICS

355 Iroquois Shore Rd., Oakville, Ont. L6H 1M3
(416) 842-6888 Telex 06-982396 (Klaus Msga)

Circle No. 29 on Reader Service Card

DROUGHT IN AFRICA



YOUR HELP IS URGENTLY NEEDED

Millions face starvation in the Horn of Africa. OXFAM-Canada is working in northern Ethiopia (Eritrea and Tigray) to bring relief and long range development assistance to over two and a half million people who live beyond the reach of official government aid.

Food and emergency medical supplies are being purchased and transported to *save lives today*. Wells are being dug and seeds are being planted to *build a self-reliant future*. With OXFAM's help.

**PLEASE ACT NOW. SEND A
GENEROUS DONATION TODAY.**

Yes, I want to help the people of Eritrea and Tigray

Yes, I want to help the people of Eritrea and Tigray survive the drought and build a self-reliant future.

Enclosed is my donation of:

\$25 \$50 \$100
 \$ _____ Other

Name _____

Address _____

City _____

Prov. _____ Postal Code _____

Cheque enclosed MasterCard

Bill my credit card Visa

Account Number _____

Expiry Date _____

Signature _____

TOLL FREE Phone 24 hours a day

1-800 268-1121

OXFAM-CANADA
251 Laurier Ave. West
Ottawa K1P 5J6

ECS6 Review

are stored away in ROM and can be activated via Control/Shift and one other key. The numerals, for instance, will load in little graphics demonstration programs and run them; Control-Shift-7 loads in a simple arithmetic game. The most useful feature would be the string buffers assigned to 12 of the letter keys. To use this, you would type Control-Shift-A, for instance, and then a string of up to 40 characters. This string will now appear whenever you type Control-Shift-A again; very useful for inserting phrases and BASIC statements that you use a lot. As an example, if you need a delay loop to allow time for reading text in a program, you could insert a FOR-NEXT loop in buffer A and recall it as needed.

The next letter up in the alphabet clears the buffer below it; for instance, Control-Shift-B clears buffer A. If you can't keep them all straight, Control-Shift-Z displays all the buffers and their contents.

CP/M

If you insert a CP/M disk and press Boot, you're away. Beside the 6502 on the motherboard lives a Z80; add the optional 80-column card and the world of CP/M software is yours. Word processors are surprisingly comfortable to use on the small screen; the text is about the width of a paperback book. It was a treat to have the 40/80-column switch on the front panel; dual-processor fans will welcome the relief from having to reach around the computer and fumble the video cord into another jack.

As I was doodling away, I heard a clunk from within. I opened the fan door and found that the tiny speaker had come loose from its double-sided tape and was adrift amongst the RAM. *Gasp!* Nothing shorted out, but I'd certainly prefer a better mounting method, especially for a portable computer.

If you'd like a bigger screen, you can power down the monitor separately and connect a bigger one to the front panel jack. If you do a lot of telecommunications and have a serial card, you can easily fit an RS232 jack to the front panel; there are mounting posts on the inside. You can also fit a DIN-type jack if you prefer. Space and jacks are provided for an optional RF modulator should you decide (for some reason) to run the computer into a TV. The modulator fastens to the inside of the front panel with double-sided tape.

More Operating

There's another leftover key on the IBM-style keyboard: FUNC. This didn't func. It didn't seem to have any use at all, though it returned an ASCII value of 31. There's also a HOME key, which is nice for clearing the screen quickly.

I set the keyboard down on top of the computer and went over to another desk.

Suddenly there sounded a loud peeping from the ECS6; when I returned to see if ghosts were typing at it, the screen had filled up with gibberish. Turned out that both the monitor and the keyboard are unshielded, and the flyback pulses from the tube just drove the system crazy. It didn't cause any harm, but you have to be careful where you set the keyboard.

The fan was nice and quiet, but I found that the disk drive ribbon cable (that pesky thing *again*) could lazily coil upwards and stop the prop from turning. This could have been easily cured with cable ties.

Summary

Would I buy an ECS6? Yes, but with a few minor reservations. The BASIC and disk drive appear to be fully Apple-compatible, the keyboard has some nice function keys, it's a great looking box with a first-rate monitor, and best of all, it's truly portable. On the other side of the coin, it's obviously been rushed into production without much care being taken with little things. The factory should:

1. Tie back the ribbon cables with plastic ties.
2. Protect the exposed power switches.
3. Label all internal cables.
4. Shield the keyboard or the monitor.
5. Fasten the speaker mechanically.

These are minor problems, but annoying nonetheless. Since our test version was one of the early models, it's entirely possible that by now everything has been corrected on retail models. The cost of the unit at \$1295 is a tad higher than buying the equivalent computing power in separate boxes; it generally costs more to have things in nice packages.

Quick Reference

ECS6 Apple-compatible portable

CPU: dual, 6502, Z80A
RAM: 64K
Monitor: 9 inch amber
Disk Drive: 5-1/4 half-height, includes controller
Options: 80-columns, second drive, etc.
Weight: 11.3 kg.
Other: 80 column switch on front panel, external monitor output, IBM-style keyboard
Price: \$1295

*Electronic Control Systems,
1590 Matheson Boulevard,
Suites 1 and 2,
Mississauga, Ont. L4W 1J1
(416) 625-8036*

Circle No. 36 on Reader Service Card

OSCILLOSCOPES!

The Best Buys Available

Model 65601
Dual Trace Bench/Portable Scope




\$ 695.00
Probes & FST
included

Featuring at no extra cost 'The Component Tester'

- 20 MHz (-3dB) Bandwidth
- 6" CRT Display
- Fully Automatic Triggering
- Trace Rotator
- 5 mV Vertical Sensitivity
- HF Rejection

Model 65635
Dual Trace Bench/Portable Scope



\$ 895.00
Probes & FST
included

- 35 MHz (-3dB) Bandwidth
- Delayed Sweep (selectable)
- Single Sweep (selectable)
- 6" CRT Display
- 1 mV Optimal Sensitivity
- X-Y or X-Y-Z Operation
- 120V AC Line Operation
- x5 Sweep Magnifier

MULTIMETERS!

Go for Quality --- Go for The Best Value

Models 78020, 78021, 78022

- AUTO ZERO
- AUTO POLARITY
- 3½ DIGIT LCD
- FULL OVERLOAD PROTECTION ON ALL RANGES
- RECESSED - SAFETY DESIGNED INPUT TERMINALS

- Supplied with:
- 28 Page Operating and Maintenance Manual
 - Calibration Certificate Traceable to NRC
 - Schematic with complete Parts Listing
 - Safety Test Leads
 - One-year Warranty



\$ 139.00*

- ◆ ±0.1% DC
- ◆ 2000 hrs Bat. life



\$ 99.00*

- ◆ ±0.25% DC
- ◆ 10 Amps AC+DC
- ◆ 200 hrs Bat. life



\$ 89.00*

- ◆ ±0.25% DC
- ◆ 200 hrs Bat. life

* F.S.T. incl.

Metermaster

A Div. of R.H. NICHOLS CO. LTD.

Head Office: 80 Vinyl Court
Woodbridge, Ontario L4L 4A3




5% Discount for Cash
plus Student Discount 5% on all products.
Certified Cheque, or Money Order
DEALER INQUIRIES INVITED

All prices F.O.B.
Woodbridge, Ontario
subject to change without
notice. P.S.T. extra
where applicable

Circle No. 24 on Reader Service Card

TORONTO (416) 741-9381 • MONTREAL (514) 337-0425 • EDMONTON (403) 432-7746 • OTTAWA (613) 727-3974
VANCOUVER (604) 255-9531 • SARNIA (519) 542-1201

Hammond Radio Museum



The radio equipment of yesteryear is preserved in Hammond's Guelph museum; here are some nostalgic memories.

QUICK now! What's the single most important development which enabled us to get to the Moon? Electronics: it also launched many careers, specifically Radio, long before that momentous event. And Fred Hammond of Guelph, Ontario has recorded "radio's long walk" in a recently-enlarged Radio Museum on the top floor of the parent company's sprawling electronics Plant on the north-west edge of Guelph, Ontario. Located on Highway #7 about 48 km north of the telephone city, Brantford, the Museum is in good company, for telephone and radio

38

By James W. Essex

because synonymous with the spoken word since the early 1900's.

Most of us knew Fred through Hammond transformers, found everywhere since the early days of radio. Fred Hammond, with three brothers, helped it all happen then, and though now semi-retired and the surviving brother of the triumvirate, Fred's determined that we remember the first halting steps of radio with a "Radio Museum".

I first met Fred after I'd assumed charge of a radio station near Guelph. CJCS Stratford was my first job on "civvy street" after stowing the Navy uniform of 1945 and giving a fond farewell to the King's coin. My frustrations were similar to Fred's, however, for he had to comb store-rooms and attics where vintage radios were left long forgotten while I faced the prospect of a transmission-less Christmas because an equally antiquated transmitter which failed on the most lucrative business day of the year, Christmas 1945.

Electronics Today January 1985

"I'll see what I can do to get you back on the air," replied Fred in response to my cry for help. Remember, this was the day of entrepreneurs like Roy Thomson where baling wire and a few tubes constituted a transmitter, and anyone with more nerve than common sense could set up shop. In fact, Thomson, along with Jack Kent Cooke (who went on to become a top sports promoter in Los Angeles), got Stratford its first commercial radio license in 1937 after another set of brothers named Higgins built 10 A K Stratford about 1933. This was my inheritance; much like Fred Hammond's radio memorabilia is today. And Thomson has his "Roy Thomson Hall" in downtown Toronto.

The museum contains everything you always wanted to know about radio but were afraid to ask. How many, for example, recall the famous "Scott" radio containing a nickel-plated chassis? Even tube shields were plated, the Cadillacs of the trade. Or the opposite extreme, the humble crystal-set which provided the glue which held the fledgling industry together in the early years, but which tried the patience of the most tender souls trying to find the "hot-spot" so he could listen to *Amos 'n Andy*.

Hammond has a radio from every decade, including the type which received the first Presidential returns from pioneer Radio Station KDKA Pittsburg. When "Harding Wins" burst forth over the air waves the night of November 2nd, 1920, it marked a new era in radio beating the newspapers to the punch, and instant communications was begun.

Perhaps about a hundred homes possessed receiving sets then. By 1929, U.S. radio sales totalled nearly \$950 million as Americans paid upwards of \$118. (fantastic then) for elaborate console models with up to 14 tubes and a loud-speaker, of which Fred has two, still in their shiny, hardwood hand-rubbed walnut cabinets. Motorola invented the car radio that year and Fred has some of these, too. The loudspeaker was mounted under the all wood floor-boards then in vogue while the radio itself was twice the size of a sportsman's tackle box. Despite size, this new concept became firmly established as the forerunner of the sleek, miniaturized radio and tape players commonplace today in autos. Even the stock crash of that year couldn't stifle radio. People may have been short of money in "the Hungry Thirties" after the Market Crash of 1929, but they always seemed to find money for entertainment, as the wide range of taste reflected in Fred Hammond's equally huge display of the best from that era testifies.

In the Museum today you'll find radios heard only by earphones to huge ones driving loud-speakers following the

advent of the push-pull triode circuits using the type 45 triode tube which radiated enough heat to warm the living-room wall. (It's interesting to note that today's kids have brought us full circle as they walk the streets, headphones clamped tightly to their ears. Early pioneers did the same thing then, only in the living-rooms of the nation.) Loudspeakers which followed brought families together again. Fred has many early examples of this development, from the early classic horns symbolized by the puppy-dog and RCA's "His Master's Voice" to the huge dynamic speakers which eventually went into Movie Houses, and which made Al Jolson's "Sonny Boy" synonymous with magic.

To see Hammond's Museum is to enjoy a commentary on the social mores of yesteryear. That noble experiment of the



Some of Fred Hammond's DX cards confirming long-distance reception. Below is a Stromberg-Carlson receiver of the 1920's; the three RF stages had to be tuned exactly with each other. All photos by Dave and J.W. Essex.

1920's, Prohibition, is here also when radio complemented President Hoover's idea. Prohibition was not much of a success and, after 13 years, it was abandoned in favour of a new morality. Prohibition was at last cancelled with the Twenty-First Amendment, ironically announced via Radio, of course to an expectant public which had had enough.

One buff even had his picture taken sitting with a pair of headphones clamped tightly upon his ears with a bottle of "illegal" whiskey at his side, ready to consume as soon as the repeal was flashed across the nation. Colourful reports continued over Radio, attracting still more listeners captured by the sheer excitement


engendered by news "greats" like Lowell Thomas, as Al Capone and rival gangs in Chicago vied for power. The times ushered in a new era of comedy with Jack Benny and Fred Allen and a public grown tired of violence. A peculiar appendage of that age was the proliferation of violins carried in the streets of Chicago which led many to remark "it was a musical city". Many types of radios, like the radios which carried the action then, are in the Museum today, while popular songs such as "I'll see you in My Dreams" lent an air of unreality to the wonder of the age which could bring the world into your living room without wires.

Fred points with pride to an early wireless, built by a Canadian, Colin B. Kennedy of Teeswater, Ontario, who preceded Hammond's own flirtation with making radio receivers and who also failed to survive in a rapidly competitive market. Hammond continued in component manufacture and today is one of the larger producers of power transformers for electronics, while the Kennedy is heard no more except in the Museum; it shares the fate of the crack International Limited, the huge steam-drawn train which raced between Montreal and Toronto, equipped with radio (*Electronics Today*, December, 1981). Now both steam and that form of radio are gone but artifacts of that era can be seen today in the Museum. (An actual steam engine too of that era rests by the CNR tracks at Guelph's VIA Rail Station — a brief ride from the Museum). Not forgotten is the tremendous advance in the vacuum tube which Fred has lovingly displayed to advantage in huge racks. There are the UV200's, the 227's and the 2A5's, the 6L6's which opened our eyes by showing what a pentode power stage in a radio could achieve in loudness, up to the larger transmitter tubes like the 810's, 812's and the air-cooled 6066's by Western Electric, only one of the many type of transmitter tubes which helped make it all possible. Decorating the door frame is a huge water-cooled transmitter tube which stands as high as the door, a symbol of the epitome of power of Radio's heyday.

The Museum hasn't forgotten the early "radio pioneers extraordinaire": the Radio Amateur. Fred has his own high-powered short-wave transmitter which he still uses to contact world listeners, evidenced by DX cards from all over the globe. Amateur radio receivers including the famous Hallicrafters are here, as well as an AR-88 built by RCA which were used widely in World War Two by the Air Force, Navy, and some Army units. The Museum has early turntables used when radio consisted mainly of a phonograph and a microphone, epitomized by men like "Doc" Cruikshanks of CKNX Wingham. Something resembling protec-

tionism today was evidenced in early radio too; if you wanted a Western Electric microphone, for example, you had to buy a whole transmitter (theirs, of course).

Diversity receivers are also displayed. They were the set-ups whereby several receivers at varying locations were phased to a common listening post in order to reduce "fading", the characteristic "wave sound" of overseas broadcasters. These of course have been phased out too, made obsolete by the satellite where steady-signal strength from overseas is not just a hope but a fact. Communications from



A sampling of various loudspeakers along with various types of radio sets.

Orion Electronic Supplies Inc.



NEW LOW PRICES!

TIMEX 100 COMPUTER \$35.00
16K MEMORY MODULE \$25.00
TIMEX 2040 PRINTER \$75.00

ALL TIMEX SINCLAIR PROGRAMS ON TAPE
Regular up to \$39.95 — Special 9.75 each
examples of Programs available:
• Personal Finance Planner • The Budgeter • Cheque Book Manager • Loan/Mortgage Amortizer • Real Estate Investment Analysis • Flight Simulator • 16K Chess • Gambler • Backgammon • Frogger • Super Math

While Quantities Last!

TTX™ 1014 or Olympia



RELIABLE DAISY WHEEL RO PRINTER
1014 FEATURES

- SERIAL AND PARALLEL INTERFACE
- WORDSTAR™ COMPATIBLE
- QUIET OPERATION
- PROGRAMMABLE PITCH AND LINE SPACING
- COMPACT AND DURABLE
- MICRO, MINI, MAINFRAME COMPATIBLE
- INTEGRAL PIN FEED GUIDE (ADJUSTABLE)
- RIBBON CARTRIDGES AND PRINT-WHEELS READILY AVAILABLE.

SEE OR CALL ABOUT OUR EXTENSIVE LINE OF PRINTERS.

\$499.00

64K Colour Computer

- 12" Green Hi-Res Monitor
- 1 Disk Drive & Controller Card
- IBM Style Case and Keyboard



\$999

- Fully Apple Compatible • Detachable Keyboard
- Built in Key Words for Apple™ Soft, DOS
- Room for two Slim Line Drives.



Swivel Monitor Amber
GM 1211 \$165

GM 1411 Colour Monitor \$375

More Monitors

- Roland CB 141 Colour\$395.95
- Amdek Colour\$395.95
- GM 1201 Green 12"\$149.95
- GM 1201 Amber 12"\$159.95
- Mackintosh 12" Hi-Res Amber\$169.95
- With Swivel Base\$189.95

More Available

Special! Diskettes

Wabash SS/SD\$17.95
Wabash DS/DD\$24.95

Lifetime Warranty

APPLE COMPATIBLE COMPUTERS

- 48K Color Computer with numeric keys & function keys\$498.95
- 64K Color Computer with numeric and function keys\$549.95
- 64K Color Computers (Dual-6502 & Z80A, CP/M) Numeric & function keys\$599.95
- For systems one 12" Green Hi-Res Monitor, 1 Disk Drive & Disk Controller card\$450.00

Orion Electronic Supplies Inc.

40 Lancaster Street West
Kitchener, Ontario N2H 4S9
(519) 576-9902

Master Charge & Visa, COD, Cheque, Money Orders accepted. COD's shipping & insurance extra. Write for our FREE FLYER.

Prices subject to change without notice.

the Moon itself proved you didn't need gobs of power to get distance, nor for that matter knowledge of the vagaries of the Kennelly-Heaviside Layer, which is what the "Diversity Receiver" tried to compensate for.

Today, Fred and I laugh about how we got that recalcitrant long-ago transmitter in Stratford back "on the air": he, by sending me a box full of miscellaneous spare parts on the next train; me, by picking over them judiciously until I found just the right combination of capacitors to replace the shorted Final which popped because of an ice storm shorting the antenna lead-in on the hotel roof where our 50 watt transmitter was located.

To see the Museum, go to the reception area in the office on Curtis St., Guelph during business hours and request "to see the Museum". Memorabilia of men not only like Lee De Forest, but Edison, Marconi, Fessenden and others are here.

And as Fred locked the Museum door behind us, the darkness which had descended emphasized a brilliant moon which hung in the sky outside. "Isn't it beautiful," said Fred, looking up but not taking into account a new generation had already began a museum of their own up there. For on that heavenly body lay the remnants of man's "greatest step" and a plaque marking the event; perhaps one day younger minds will tour much as I had done embracing the yesteryear of Radio in Hammond's Museum, today. Such has been the "leap" of Radio. ■

Software Now!

The difference between we humans and the other inhabitants of the planet, is our capacity for making tools. Civilization is often measured by its grasp of technology . . . it's through his use of tools that man has come to be able to manipulate his environment.

The computer is the ultimate tool . . . it is, like man himself, unspecific, and thus adaptable to virtually any task. The same computer can be a bookkeeper, a game, an artist's palette, a composer's amanuensis, a word processor or a programmer's development station.

The computer itself is simply a box full of chips. The power of computers lie in the software that runs on them.

Software Now! is the magazine for people harnessing the power of the microcomputer. In its pages, you will find the information which you will need to choose and apply the software that will dedicate your computer to your tasks. It will help you make sense of the myriad of similar software packages, translate the intricate complexities of software claims, understand the watershed breakthroughs in software development . . . and even have a bit of time left over to dematerialize a few aliens.

Perhaps most exciting, however, is that the pages of **Software Now!** contains news about software for applications you've never even considered running on your computer. Imagine having an overview of the work of the world's most gifted program developers . . . and you'll have a good idea as to what **Software Now!** is about.

Software Now! deals with a broad range of systems and applications, encompassing eight, sixteen and thirty-two bit machines, and software as diverse as video games, drafting systems and spreadsheets.

Features In The Queue

Here's some of the editorial line up for the next few issues of **Software Now!** You can expect it to change a bit . . . new software springs up almost daily, and **Software Now!** is always featuring the most important developments in this dynamic field.

Computer Aided Drafting On a Micro ● Techniques in MacPaint ● How to choose a Spreadsheet ● Apple Software Crate ● Getting to the Root of UNIX ● The Digital Research Pantry ● A Thousand and One Word Processors ● IBM's Productivity Family ● Can Mac Write? ● Professional Software Roundup ● Power Programs for the 64 ● Approaching the C ● Word Processing Support Programs ● dBASE II Enhancements ● Will it Run Multiuser? ● Concurrent CP/M

Reviews (typically 10 each issue): 10 Base ● Mighty Mail ● WORD-BASE ● Easy Script ● Computer Chef ● Electronic Circuit Analysis Program ● Superex Retailer ● MAI Basic Four ● The Print Shop ● TK!Solver ● Microsoft BASIC for the Macintosh ● Sundog ● Turbo PASCAL for the IBM ● AutoCAD ● MultiMate ● Lexicheck and Word Juggler ● Dataflex ● Symphony ● Omnicom 2 ● DB Master ● Paint Magic

In addition to this, look for these regular features:
The Library (Monthly survey of books)
By The Board (Public domain software)
Arcade (A look at the latest games)
Short File (An overview of new releases)



We've reached a level of development in microcomputer software wherein one needn't be a computer genius to apply a computer. In fact, one can operate a computer with only a bit more expertise than one needs to successfully make toast. The key that will unlock the power of your computer is the software you plug into it.

**The key to that software is understanding.
The key to understanding software is Software Now!**

SAVE UP TO 51%

To: **Software Now! Subscriptions, Moorshead Publications,**
25 Overlea Blvd., Suite 601,
Toronto, Ontario, M4H 1B1 (416) 423-3262

YES, I want to subscribe to Software Now! I understand that I may cancel my subscription at any time and receive a refund on the unexpired portion.

Please send me a full year of Software Now!(12 issues) at the special rate of \$19.95, a 41% saving off the newsstand rate.

I would prefer two years (24 issues) at \$34.95, a saving of 51% from the newsstand rate.

For US add \$3.00 per year, other countries add \$5.00 per year.

Cheque/Money Order enclosed Visa MasterCard Am. Exp.

Card No _____ Expiry Date _____

Name _____



Address _____

City _____

Province _____ Post Code _____ FL 01/85

Computers in EDUCATION

A Moorshead Publication: Canada's Computing Magazine for Educators.



SAVE UP TO 30%

To: Computers in Education Subscriptions, Moorshead Publications, 25 Overlea Blvd., Suite 601, Toronto, Ontario, M4H 1B1 (416) 423-3262

YES, I want to subscribe to Computers in Education. I understand that I may cancel my subscription at any time and receive a refund on the unexpired portion.

- Please send me a full year of Computers in Education (10 issues) at the special rate of \$25.00, a 23% saving off the newsstand rate.
- I would prefer two years (20 issues) at \$45.00, a saving of 30% from the newsstand rate.

For US add \$3.00 per year, other countries add \$5.00 per year.
 Cheque/Money Order enclosed Visa MasterCard Am. Exp.
Card No _____ Expiry Date _____

Name _____
 Address _____
 City _____
 Province _____ Post Code _____ FL 01/85

Computers in Education is Canada's only dedicated magazine for the educator involved with microcomputers. There are articles on the latest developments and technology, others on beginners guides to languages etc., but the emphasis is on software.

There are between 6,000 and 11,000 educational programs (so many that even we are not sure of the total) — some of them can only be described as junk, while others are superb. Sorting out the good from the bad is a horrendous task, but Computers in Education can help. Also there is a section on electronics with a build-it-yourself project, technical tips and more.

Features in recent issues have included: The ICON Computer, 10 Things to do if it Doesn't Boot, Beginners Terms Explained, Floppy Disks, Extra Ports for your Computer, Overview of Word Processing, Word Processing Mini-Survey, BASIC Tutorial, Microcomputer Buyers Guide, Canadian Computers and Courseware, Computers and the Handicapped, Computer Learning Systems, Logo: Opening Doors, Survey of School Computers in Canada, Computer Assisted Testing.

Software Reviews: Rocky's Boots, Coco, Touchtype, Golf Classic and Compubar, Report Card, Delta Drawing, Apple Writer, Magic Window.

Electronics Today

INTERNATIONAL



The world of electronics is changing, not year-by-year, but day-by-day. Our future depends heavily on the developments in the electronics field: computers to speed the flow of information and to remove the drudgery from our lives, control systems to improve productivity in our factories and offices and to reduce energy wastage. Entertainment is also now largely electronic: TV, VCR's, Hi-Fi and information systems such as Telidon.

Defence, communications, navigation ... the list goes on and on.

We are living in an electronic world and **Electronics Today** reflects this, keeping you in touch with what is happening and what is changing. Each month **Electronics Today** reports on new products and applications as well as presenting circuits and state-of-the-art projects.

Features: A vast range of subjects are covered in the magazine, from microwave ovens to music synthesizers to satellite communications, but this gives only a glimpse at the true scope.

Projects: Each month **Electronics Today** describes at least two electronic projects, a high proportion of them designed, built and tested in ETI labs. Almost all build into attractive units using printed circuit boards available from several sources.

Circuits and Design: Most months **Electronics Today** carries a "Circuits" feature, which either describes a multitude of applications for a particular device, or different circuits for a given application. These are invariably written by professional circuit designers.

Microcomputers: Each issue of the magazine has a computer review as well as a regular column "Computing Today" plus several other articles and frequently projects for the advanced microcomputer user.

SAVE UP TO 55%

To: **Electronics Today Subscriptions, Moorshead Publications,**
25 Overlea Blvd., Suite 601,
Toronto, Ontario, M4H 1B1 (416) 423-3262

YES, I want to subscribe to **Electronics Today**. I understand that I may cancel my subscription at any time and receive a refund on the unexpired portion.

- Please send me a full year of **Electronics Today** (12 issues) at the special rate of \$19.95, a 48% saving off the newsstand rate.
- I would prefer two years (24 issues) at \$34.95, a saving of 55% from the newsstand rate.

For US add \$3.00 per year, other countries add \$5.00 per year.

Cheque/Money Order enclosed Visa MasterCard Am. Exp
Card No _____ Expiry Date _____

Name

Address

City

Province

Post Code

Until now you've been paying too much for your software, hardware and accessories

The Software Shop introduces the first edition of the Discount Catalogue of the 'Most Wanted' Computer Products

Now you can have CANADA'S LARGEST SELECTION and at the LOWEST PRICES. Plus you can CALL FREE from anywhere in the country in the comfort of your home or office. Our unique rating system will help steer you clear of losers.

Here's why you can save up to 30%

We buy in such large quantities we go right to the source cutting out the costs of the middlemen. These savings plus the volume discounts we get are passed on to you. The Software Shop president, Bill Pugliese says:

"If we can't save you money, then we don't deserve your business."



As you are reading this, the catalogue will be rolling off the presses and ready to be sent to you. Our first printing will be a limited quantity which will be sold on a first come first serve basis.*

So act now! Take advantage of our **Introductory Offer** and save over 50% off the cover price of \$9.95. For only \$4.95 you can have Canada's largest selection of computer products at your finger tips (refundable with your first order over \$25).

Send this order form today or for faster service call Toll Free 1-800-268-6687 between the hours of 9:00 a.m. and 9:00 p.m. Eastern Standard Time, Monday to Friday and between 9:30 a.m. and 5:30 p.m. on Saturday. Have your credit card handy. We accept American Express, Mastercard and Visa.

 **The Software Shop**
6174 Yonge St., Willowdale, Ont. M2M 3X1 Tel. (416) 223-9611

*Quantities are limited. If we run out by the time we get to your order, your name will be put on our waiting list for our second printing.

YES! Please rush me a copy of the catalogue at the Special Price of only \$4.95 (refundable with my first order over \$25).

Cheque enclosed
 Bill my Credit Card (Visa , Mastercard , American Express)

Card No. Expiry Date

Signature

Name

Address

City Province Postal Code

IT'S ALL HERE!

289 pages packed full of the latest most asked for products and averaging between 20-30% below suggested list prices.

You're getting Canada's largest selection of software for business, recreation and education, computers, disk drives, printers, peripherals, books, computer desks, diskettes, computer paper, labels, ribbons, video and audio equipment, telephones, and many other computer related products and accessories . . .

it's all here.



The Latest Most Up To Date Products

Order Your Copy Today. CALL FREE

1-800-268-6687
9 am to 9 pm EST Mon. - Fri., 9:30 am to 5:30 pm Sat.

MAIL TODAY! or For Faster Service Call Toll Free 1-800-268-6687

**Computing Now! is
Canada's fastest
growing magazine (1983-84)
Independent Evaluation**

Computing Now!

You can't go outside any more without being inundated with advertisements for computers. In fact, even staying inside won't help very much, unless you unplug the TV and the radio and threaten the postman with violence so he'll stay away. Computers are becoming as much a part of our culture as are TV, cars and central heating. In five years, computer illiteracy may be as much of a handicap as print illiteracy was five years ago.

Despite the colourful advertisements that have turned up in the media for computer hardware, micros are still understandably forbidding for many people. In fact, though, most new computer owners are amazed at just how small the leap from unpacking the thing, to getting it to do what they want it to do really is.

A computer is an everything tool. It can do anything you can conceive of having it do, limited only by your own ingenuity in telling it how. This is the art of programming, an experience not unlike that of an artist with every colour of paint imaginable and a blank canvas the size of Australia. However, the canvas of a computer never gets full ... the more you learn how to do, the more you'll realize it is possible to tackle.

Computing Now! magazine can be the most useful accessory you can buy for your system. Every issue is stuffed full of news about products which will enhance your system, programs to run on it, ideas and applications to give you new things to do with your machine, articles about programming techniques, and tricks to make your computer a better tool for realizing your ideas, and piles of other features to help you get the most out of your system.

Whether you are looking at a computer as a hobby or to run your business, **Computing Now!** can provide you with information and applications to make your system the most useful thing you've ever bought next to the can opener. The articles in **CN!** are written by people who are using computers daily, and are among the most experienced small computer users in the country.

Computing Now! is published and wholly owned in Canada. As such, the articles and advertisements in it relate specifically to products you can get North of the border. There is nothing more frustrating than finding something interesting in an American magazine, only to discover that it will take four months to drag it through customs.

We know microcomputers and we practise what we preach — in fact, we are probably one of the most computerized companies in Canada. Here are just some of the systems we currently own: Apple II and compatibles (15 systems); Apple Macintosh; IBM PC and compatibles (BEST; Corona, Columbia, JLS); Nelma Persona (2); TRS-80 Model II (2); Commodore 64; Vic-20; Commodore PET; ZX81; if800; Acorn Atom; Multiflex. These are just some of the systems we own and use ourselves; our contributing editor's systems are additional to this list.

With powerful computers becoming widely available, you can't afford not to be aware of the expanding universe of micros. **Computing Now!** can provide you with an understandable, incisive and varied insight into this powerful new technology. It is written to be

both understandable by the beginner and informative for the more experienced user with a depth and variety unequalled by any other contemporary computer publication.

Recent articles: Local Area Networks • Hexes and How to Throw Them • Interrupts on the IBM • Review of Three IBM Clones • Bandit (a game) • What is MS-DOS? • Rescuing Lost Data on the 64 • Backing Up Protected Disks • Stockboy (an inventory control program) • Computer Aided Drawing • Survey of Portables • Infomart • Digging up CP/M • Drum Card Review for the Apple • Review of the HP 150 • Hacking Modem7 • How to Use the Smartmodem • CP/M MAC Macro Assembler • Popular Business Software Directory • Explaining the IBM Serial Interface • Directory of Microcomputer Paraphernalia • Xerox Service Centres • CN!'s Most Asked Questions • dBASE II Report Generator • Dimension 68000 Review • Review of Radio Shack's 2000 • IBM Telecommunications • Business On Line • A Potful of BASIC Routines •

SAVE UP TO 51%

To: **Computing Now! Subscriptions, Moorshead Publications,**
25 Overlea Blvd., Suite 601,
Toronto, Ontario, M4H 1B1 (416) 423-3262

YES, I want to subscribe to **Computing Now!** I understand that I may cancel my subscription at any time and receive a refund on the unexpired portion.

Please send me a full year of **Computing Now!** (12 issues) at the special rate of \$22.95, a 41% saving off the newsstand rate.

I would prefer two years (24 issues) at \$34.95, a saving of 51% from the newsstand rate.

Cheque/Money Order enclosed. Visa MasterCard Am. Exp

Card No _____ Expiry Date _____

Name _____

Address _____

City _____

Province _____ Post Code _____ FL 01/85

Stockboy Inventory Control Package

When we first advertised this program, we would have been pleased with a fraction of the orders we received. On reflection we should have appreciated what a bargain it is. Inventory programs are generally pretty expensive and some of them are inflexible and some even badly engineered. You may find that even small inventories generate enormous files.

Stockboy is a good, powerful, flexible bargain-priced package which will handle inventory for small businesses. We use Stockboy within Moorshead Publications for our own inventory control and it has stood the test of time.

Stockboy can:

- Maintain an inventory database with current, maximum and minimum stock reporting when an item needs re-ordering.
- Be a point of sale terminal, adjusting the stock data base on line.
- Produce individual packing lists.
- Generate a customer list to be used in mass mailings.
- Run on any CP/M or MS-DOS based computer, even an Apple II running with a softcard.

Stockboy is written in Microsoft BASIC, and is designed to be easily altered to suit your needs. It can be compiled using BASCOM if you desire. It is designed for use by non-technical operators.

Available for: CP/M and PC formats

\$29.95 most systems **\$34.95** for 8"

Ontario residents add 7% PST.

MDM730

MDM730 is one of the most powerful MODEM7 programs available... and the Computing Now! version of MDM730 incorporates features not available in the public domain editions. If you are into telecommunications, bulletin boards and downloading software your life will be full and meaningful with this code. For background on MDM730, see July 1984 Computing Now!. Consider the facilities.

- Terminal program which works at any baud rate.
- Ten programmable macro function keys.
- Thirty six number phone library.
- Christensen software transfer protocol.
- User settable toggles for line feeds, ON-XOFF and so on.
- Extensive help menus.
- Baud rate selection on the fly (or the spider).
- ASCII dump and capture.
- Status menu
- Many more features.

In addition to all this splendor, however, we've added dialing support for the Apple version. While the standard MDM730 cannot dial unless it's hooked to a Hayes Smartmodem, we've added patches to it to allow it to do pin twenty five pulse dialling and to dial through the Hayes Micromodem II and the SSM card. The Computing Now! MDM730 will also

- Select a number from the library and dial it
- Accept a hand entered number and dial it
- Wait for carrier
- Log you onto the remote system if it's free
- Optionally autodial if the remote board is busy.
- Count the number of attempts at dialling the remote BBS.

The Computing Now! MDM730 package is available for

- The Hayes Micromodem II.
- The SSM 300 Baud modem card.
- The PDA 232C serial card with external modem.

Formats

Where CP/M is shown, the following formats are available:

Apple II + CP/M (see below)
Access Matrix, Morrow Micro Decision, Superbrain, Xerox/Cromenco*, Epson QX-10VD, Sanyo MBC1000, Nelma Persona, Kaypro II, Osborne Single Density*, Osborne Double Density, Systel/Olympia, 3R Avatar, Attache, Televideo, Lobo Max-80*, DEC VT-180, Casio FP-1000, Micromate, Zorba, 8 inch SSSD*

*Software marked with an asterisk is the higher price quoted.

The PDA 232C package includes versions supporting both the Smartmodem and a dumb modem with pin twenty five line control, such as the Novation AutoCat. Also included with each package are utilities to permit easy alteration of the phone number library and the function key macro strings plus an extensive documentation file.

The source code file for this program is over a hundred and fifty kilobytes long. It cannot be hacked on a standard Apple. We patched it on a larger machine and downloaded it. As such, we're pretty sure that MDM730 with these features is unavailable elsewhere.

Available for: Apple II + CP/M 2.2. systems

TRS-80 Model II (complete with the above applicable features)

Please specify modem version from above list. **\$29.95**

Ontario residents add 7% PST.

Fine Print:

The original MDM730 code is in the public domain. We are offering this part of the program without cost. The charges for this package are for the patches created by Computing Now! and to defer the cost of handling and postage.

This software is guaranteed to work correctly if properly applied. The serial cards on Apple and compatible systems must be installed in slot two with at least 48K of RAM running Microsoft CP/M 2.2. The PDA 232C version will require the availability of either a Hayes Smart-Modem or a modem with pin twenty five line control to dial. Users of the SSM card version may experience some difficulty in detecting extremely faint carriers on older versions of this card.

MDM730 for the Apple II + CP/M requires two disks and is at the higher price.

PC

Available for the IBM PC and genuine compatibles.

AppleDOS

For Apple II + and genuine compatible systems.

TRS-80 Model II CP/M

Will operate under either Lifeboat or Pickles and Trout CP/M.

Apple Wordstar Fixer

Apples and Wordstar are not entirely friendly. Apple compatible systems equipped with Videx type eighty-column cards do a number of unpleasant things to this popular word processor. While there are simple cures for this... they all involve some delicate code hacking.

The Fixer solves this problem. Place it on the same disk as your copy of WS.COM, type FIXER and after a suitable amount of disk noise version 3.0, you will have APWS.COM on there too. This version of Wordstar includes special patching and unhooking code which runs each time you boot Wordstar, and makes your fruit behave as it should. It releases the control K's, translates the left arrow key to a delete character, and patches Untron keyboards.

In addition all of this, the fixer allows you to set some of the defaults of Wordstar which the MicroPro INSTALL Package doesn't really get to. All of these features are menu driven in English for absolute non-technical operation.

Fixed Wordstar will run in either 44K or 56K CP/M.

Available for: **\$19.95**
Apple II + CP/M only.

Ontario Residents add 7% P.S.T.

Steve's CP/M Wunderdisk! Volume the First

In the course of doing the last year or so of Computing Now! we've generated a lot of code. We've collected all the programs we've written... some of which have never been published in any of our magazines... and put 'em all on one disk. Included are things like STAR, the Gemini 10 printer setup, the Last Wordstar Unhook, CPMAP and the CP/M HOST program, complete with several unreleased support programs.

The Wunderdisk is the best collection of tricky CP/M routines on the planet, ideal for anyone who wants to get inside this powerful operating system and sing. It's also the best documented... the programs, for the most part, are written up in issues of Computing Now!

The Wunderdisk is available for: CP/M **\$19.95**
Ontario Residents add 7% PST.

Gemini WordStar PRESS

The WordStar printing function is agonizingly slow. It's also not very obliging in regards to where it puts its page numbers and things like headers.

PRESS is a utility which handles the formatted printing of all sorts of text files, be they manuscripts, drafts, program listings... anything that you'd normally want printed out in page form. It installs the header of your choice at the top of each page and slaps the page number beside it.

It also gives you a running count of the number of characters, lines and pages having hit the printer as you go. It allows you to have your documents printed out in a variety of type size and style permutations, commensurate with the capabilities of your printer.

Most important, however, PRESS will send text to your printer, formatted and all, as fast as your printer can accept it. It will even adjust the high bits of WordStar files to avoid selecting the Sanskrit character set.

PRESS comes configured for the Gemini 10X and 15X printers. It will, in fact, be quite happy with most Epson compatible dot matrix printers. A version is also supplied for use with letter quality daisy wheel printers.

PRESS is a simple to use package which communicates with you in plain English.

Available for: CP/M **\$19.95**
Ontario Residents add 7% PST.

Software Services,
Moorshead Publications
25 Overlea Boulevard, Suite 601
Toronto, Ont. M4H 1B1

Almost Free Software #1

Almost Free Software #2

Almost Free Software #3

Almost Free PC Software #1

Almost Free Software #1, #2 and #3 are for CP/M and are available in a variety of formats: Apple II + CP/M, 8 inch SSSD*, Access Matrix, Morrow Micro Decision, Superbrain, Xerox/Cromemco*, Epson QX-10VD, Sanyo MBC 1000, Nelma Persona, Kaypro II, Osborne Single* and double densities, Televideo, DEC VT-180, Casio FP-1000, Zorba.

*single density formats require two disks. The package cost for these formats is \$19.95

For IBM PC's and genuine compatibles. Available in Double-Sided or two Single-Sided Disks.*

Modem7. Allows you to communicate with any CP/M based system and download files. Complete details were in Computing Now! November 1983.

PACMAN. You can actually play PACMAN without graphics, and it works pretty fast.

FORTH. A complete up-to-date version of FIG FORTH, complete with its own internal DOS.

DUU. The ultimate disk utility allowing you to recover accidentally erased disk files, fix garbled files, rebuild and modify your system. A real gem.

D. A sorted directory program that tells you how big your files are and how much space is left on the disk.

USQ/SQ. Lets you compress and uncompress files. You can pack about 40% more stuff on a disk with this system.

Finance. A fairly sophisticated financial package written in easily understandable, modifiable Microsoft BASIC.

BADLIM. Ever had to throw out a disk with a single bad sector? This isolates bad sectors into an invisible file, making the rest of the disk useable.

DISK. Allows you to move whole masses of files from disk to disk without having to do every one by hand, you can also view and erase files with little typing.

QUEST. A "Dungeons and Dragons" type game.

STOCKS. This is a complete stock management program in BASIC.

SEE. Also known as TYPE17, will TYPE any file, squeezed or not allowing you to keep documents in compressed form while still being able to read them.

BISHOW. Th ultimate file typer, BISHOW version 3.1 will type squeezed or un-squeezed files and allow you to type files which are in libraries (see LU, below). However, it also pages in both directions, so if you miss something, you can back up and see it again.

LU. Every CP/M file takes up unnecessary overhead. If you want to store lots of data in a small space, you'll want LU, the library utility. It permits any number of individual files to be stored in one big file and cracked apart again.

RACQUEL. Everyone should have one printer picture in their disk collection.

MORTGAGE. This is a very fancy mortgage amortization program which will produce a variety of amortization tables.

NSBASIC. Large disk BASIC packages, such as MBASIC, are great... and very expensive. This one, however, is free... and every bit as powerful as many commercial programs. It's compatible with North Star BASIC, so you'll have no problem finding a manual for it.

Z80ASM. This is a complete assembler package which uses true Zilog Z80 mnemonics. It has a rich vocabulary of pseudo-ops and will allow you to use the full power of your Z80 based machine... much of which can't be handled by ASM or MAC.

VFILE Easily the ultimate disk utility, VFILE shows you a full screen presentation of what's on your disk and allows you to mass move and delete files using a two-dimensional cursor. It has heaps of features, a built-in help file and works extremely fast.

ROMAN. This is a silly little program which figures out Roman numerals for you. However, silly programs are so much fun...

CATCHUM. If you like the fast pace and incredible realism of Pacman, you'll go quietly insane over Catchum... which plays basically the same game using ASCII characters. Watch little "C's" gobble periods while you try to avoid the deadly "A's"... It's a scream.

OIL. This is an interesting simulation of the workings of the oil industry. It can be approached as either a game or a fairly sophisticated model.

CHESS. This program really does play a mean game of chess. It has an on-screen display of the board, a choice of colours and selectable levels of look ahead.

DEBUG. The DDT debugger is good but this offers heaps of facilities that DDT can't and does symbolic debugging... it's almost like being able to step, trace and disassemble through your source listing.

DU87. The older DUU program does have some limitations. This version overcomes them all and adds some valuable capacities. It will adapt itself to any system. You can search, map and dump disk sectors or files. It's invaluable in recovering damaged files, too.

ELIZA. This classic program is a micro computer head shrinker... It runs under MBASIC, and, with very little imagination, you will be able to believe that you are conversing with a real psychiatrist.

LADDER. This is... this program is weird. It's Donkey Kong in ASCII. It's fast, bizarre and good for hours of eye strain.

QUIKKEY. Programmable function keys allow you to hit one key to issue a multi-character command. This tiny utility allows you to define as many functions as you want using infrequently used control codes and to change them at any time... even from within another program.

RESOURCE. While a debugger will allow you to disassemble small bits of code easily enough, only a true text based disassembler can take a COM file and make source out of it again. This is one of the best ones available.

PCWRITE. While not quite Wordstar for nothing, this package comes extremely close to equalling the power of commercial word processors costing five or six bills. It has full screen editing, cursor movement with the cursor mover keypad, help screens and all the features of the expensive trolls.

SOLFE. This is a small BASIC program that plays baroque music. It's also a fabulous tutorial on how to use BASICA's sound statements.

PC-TALK. A Telecommunications package for the IBM PC which does file transfers in both ASCII dump and MODEM7/X-MODEM protocols and comes with... get this... 119424 bytes of documentation.

SD. This sorted directory program produces displays which are a lot more readable than those spewed out by typing DIR

FORTH. This is a small FORTH in Microsoft BASIC. You can build on the primitives integral with the language.

LIFE. An implementation of the classic ecology game written in 8088 assembler.

MAGDALEN This is another BASIC music program.

CASHACC. This is a fairly sophisticated cash acquisition and limited accounting package written in BASIC. It isn't exactly BPI, but it's a lot less expensive.

DATAFILE. This is a simple data base manager written in... yes, trusty Microsoft BASIC.

UNWS. Wordstar has this unusual propensity for setting the high order bits on some of the characters in the files it creates. Here's a utility to strip the bits and "unWordstar" the text. The assembler source for this one is provided.

HOST2. This is a package including the BASIC source and a DOC file to allow users with Smart-Modems to access their PC's remotely. It's a hacker's delight.

Order as AFS #1 and specify system

Order as AFS #2 and specify system

Order as AFS #3 and specify system

Order as AFPCS #1 Specify Double-Sided or 2x Single-Sided.*

All of this software has been obtained from public access sources and is believed to be in the public domain. The prices of the disks defer the cost of reproducing them and mailing them, plus the cost of the medium. The software itself is offered without charge. A few items include messages imbedded in the code asking for voluntary donations on behalf of the authors.

Moorshead Publications warrants that the software is readable and if there are defects in the medium, we will replace it free of charge. While considerable effort has been made to ensure that programs are thoroughly debugged, we are unable to assist in adapting them for your own applications.

\$16.95 each

Except for 8" disks and those with two disks which are marked with an asterisk (*) above which are:

\$19.95

Ontario Residents add 7% P.S.T.

Software Services
Moorshead Publications
25 Overlea Boulevard,
Suite 601,
Toronto, Ontario M4H 1B1

We just couldn't resist.

We said we'd never do another dealer ad.

But we just had to show you our new packaging.

You see, we're spending millions on advertising to show it to your customers.

Which means they could come through your door looking for it. Any minute now.

And if that doesn't have you running to the phone to stock up, consider all this.

The new life-time warranty on Dysan®'s 100% surface certified diskettes is another clear statement of our better quality.

New Point-of-Purchase displays, dealer incentives, plus product training, free sales manuals and a toll-free hotline.

Now that you've seen our new box and what's in it

for you, we'll try not to do this again.

But if something comes up, well, we know you'll understand.

To order more diskettes contact your Dysan distributor and/or if you wish to find out how you can be a Dysan dealer call 1-800-387-9635.

DYSAN CANADA INC., 80 Riviera Drive, Markham, Ontario L3R 2L6.

Dysan®

Somebody has to be better
than everybody else.



* Warranty details inside package. Dysan is a registered trademark of Dysan Corporation.

© 1984, Dysan Corporation

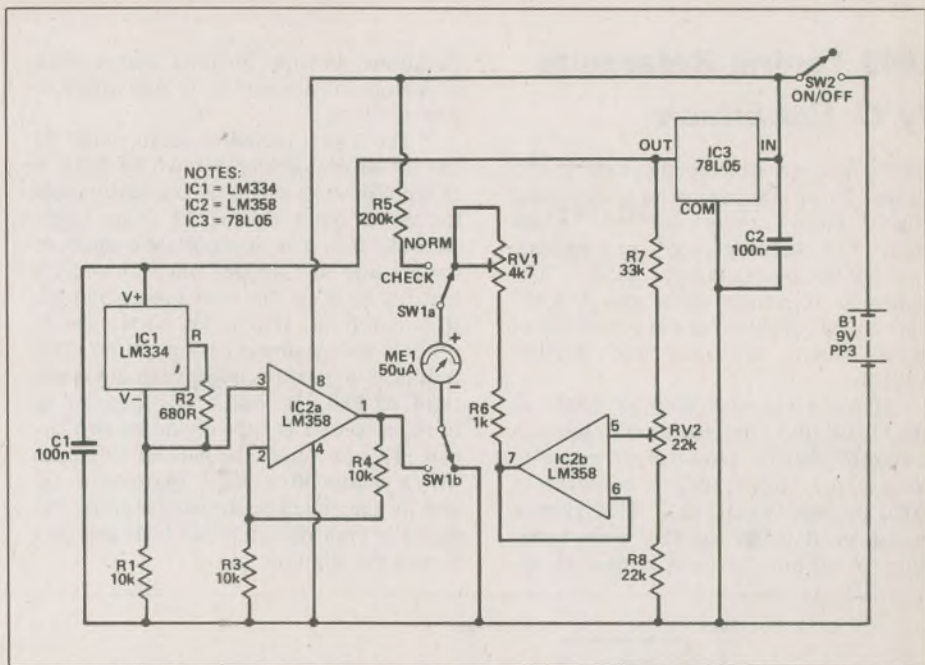
Dealer Inquiries Invited

Analog Temperature Sensor

THE temperature sensor is an LM334 current regulator (IC1), and R1 is the load resistor. The output current of IC1 is controlled by a discrete resistor, which is R2 in this circuit. Output currents of between 1 microamp and 10 milliamps can be accommodated, and the output current is approximately equal to 0.0677 divided by the value of R2 in ohms. Using the specified value for R2 this gives a nominal output current of 100 microamps. This is low enough to ensure minimal dissipation and self heating of the sensor, but is large enough to avoid problems with noise pick-up in the lead to the sensor.

IC2a is used to amplify the output of the sensor, and it is a straightforward non-inverting mode operational amplifier circuit. It is *not* advisable to use a substitute for IC2 as most operational amplifiers have an output stage which cannot swing to a sufficiently low voltage to give correct operation in this circuit. IC1a provides a low output impedance, and this is important since there is not a great excess of output voltage swing available from the amplifier, and a medium or high output impedance would effectively reduce this voltage swing by a substantial amount due to the loading by the meter circuit.

On the other side of the bridge circuit IC3 provides a well stabilised 5 volt supply, RV2 taps off a suitable proportion of this to balance the circuit with the sensor at zero degrees; and IC2b acts as the buf-



fer amplifier. Again, a low output impedance here is important, in order to avoid significant desensitising of the meter circuit. IC1 is powered from the stabilised 5 volt supply as this gives slightly improved long term stability and accuracy.

With SW1 in the "normal" position the meter is fed from the bridge circuit via R6 and RV1. The latter is adjusted to give the unit the correct level of full scale sensitivity. With SW1 set to the "check"

position the meter is connected across the battery via series resistor R5. This resistor gives the meter a full scale sensitivity of 10 volts so that it can be used to check the supply voltage. Accurate results are obtained with supply voltages of down to about 8 volts or a little less, but the battery should be replaced when its potential falls significantly below 8 volts. The current consumption of the circuit is only about 4 to 4.5 milliamps, incidently.

Hiss Reducer By S.P. Giles

THE circuit goes some ways towards offering a cheap reduction in the annoying hiss present on bad VHF reception signals and hissy tape recordings. It is based on the principle that two signals equal in all respects other than phase will cancel out when mixed together. If we create an out-of-phase version of the hiss and mix it with the original, it will cancel out.

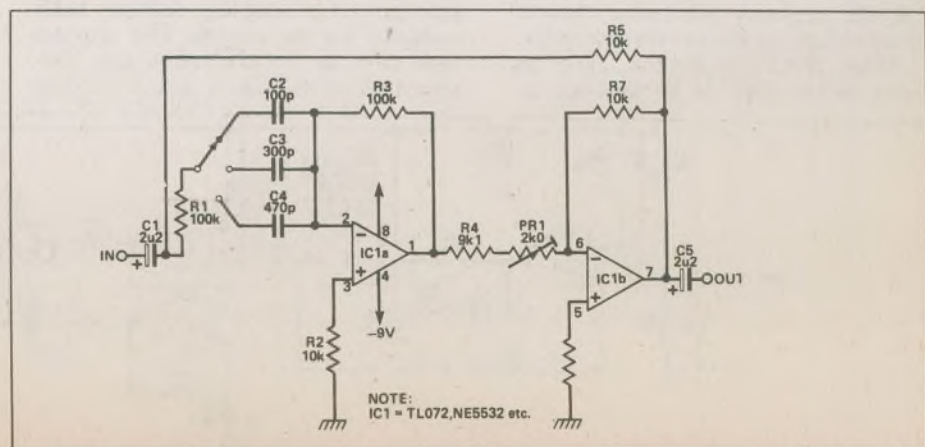
The signal to be cleaned up is DC blocked by C1 and then fed into two separate paths, to mixer IC1b's inverting input via R5 and into IC1a. The latter is a unity gain inverting amp which inverts the high frequency content of the input signal passed through by C2, C3 or C4. The IC1a output is then passed to mixer IC1b via R4 and PR1, which for best results should be a multiturn preset.

To set up, connect a temporary link between R1 and IC1a's inverting input, which will allow IC1a to pass all of the in-

put. Hook up the input to a radio tuned to a hissy VHF station and the output to an amplifier. Adjust PR1 for minimum output — headphones would help here. Now remove the temporary link and make sure S1 is switch to position (a); you should hear the original signal with its hiss. Moving S1 to position (b), (c) and (d) will result in the hiss gradually becoming less

audible with position (d) giving the most dramatic reduction at the expense of losing a little high frequency response.

The values of C2, C3 and C4 can be altered to suit the individual IC1, a dual op-amp, should of course be a low noise type such as NE5532 or TL072 and C2-4 should of course be polyester types.



A440 Tuning Reference

By C. Robertson

THIS circuit was developed as a result of a demand by several friends for a cheap and reliable A440 tuning reference which could be connected to an existing amplifier/studio talkback system. The frequency reference used was a 4.433 MHz crystal, this having the advantage of being cheap, accurate and readily available.

If 4.433 Hz is divided by 10075 or 1001101011011, the resultant frequency is exactly 440 Hz. However, in order to simplify the circuit, this is rounded to 10076 or 1001101011100₂. This gives a resolution of 0.5% which is quite sufficient for all but the most critical of ap-

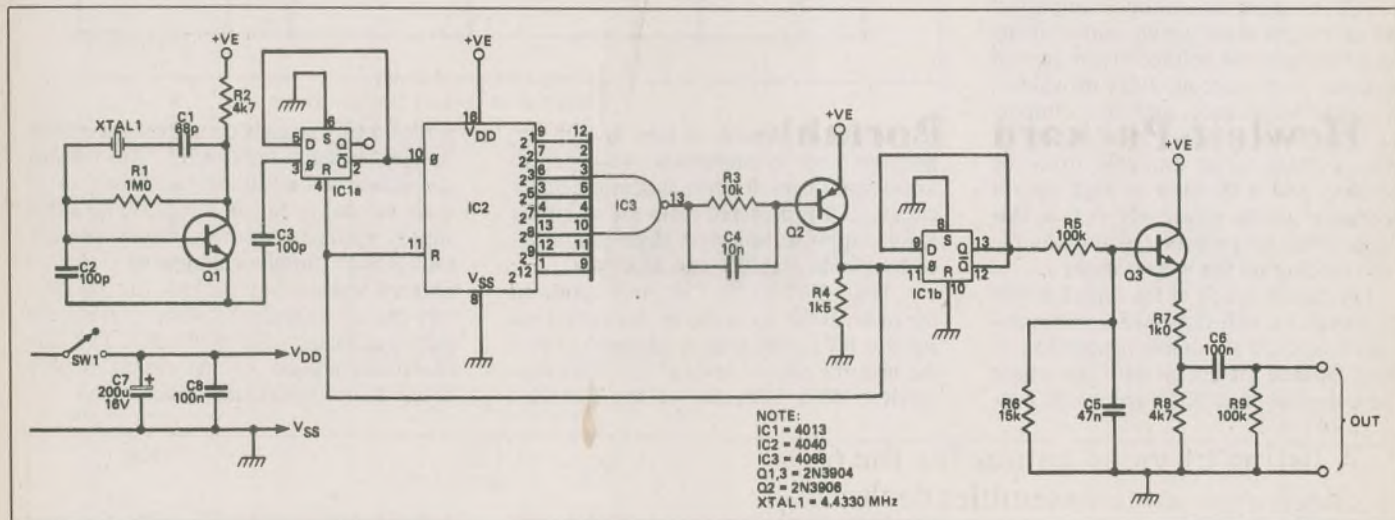
plications, bearing in mind that a pitch difference of about 6% is equivalent to one semitone.

The crystal oscillator based round T1 has its output divided by two by IC1a, a D-type flip-flop which subsequently feeds the clock input of the 12 stage ripple counter, IC2. The appropriate outputs of the counter are ANDed via IC3 and Q2 and fed back to the reset inputs of both IC2 and IC1a, (Q2 is an NPN type in order to reduce power consumption). This produces a narrow negative-going pulse train of 880 Hz which is presented to IC1b, a second D-type divide by two circuit. This produces the 440 Hz reference with a precise 50/50 mark space ratio. Q3 and its associated components reduce the signal to approximately line level and perform wave shaping.

The power supply is a single 9V PP3 battery connected via a simple SPST switch with decoupling performed by C7 and C8. Current drain is typically 4mA.

The prototype was constructed on a small printed circuit board in an ABS box measuring 120 x 80 x 30 mm. It should be noted that although the inputs to IC3 are arbitrary, the pin connections shown give the simplest PC layout if the chips are positioned side by side with the 4040 on the left, pin 1 top right.

Finally, although the unit was designed to run from a 9V battery, it will run equally well on supplies of up to 18V such as those found in many mixers and pre-amps although it is advisable to increase R2 and R7 accordingly.



Slide Advance Unit

By Ian Lamb

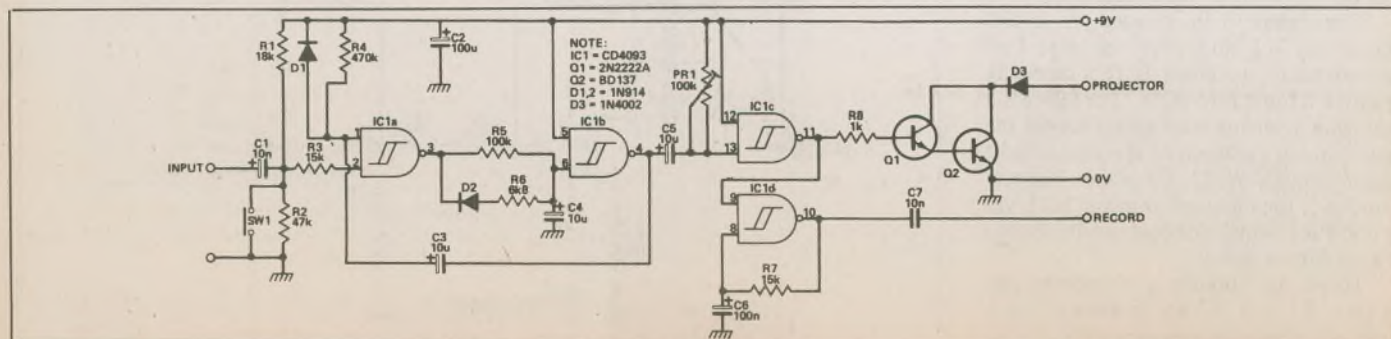
THIS unit either encodes to or decodes from one channel of a stereo tape deck a 1kHz tone to activate the remote advance of a slide projector. The other channel utilised for commentary of the slide series.

When pin 2 is pulled low, either by closing switch SW1 or by applying an

audio signal, the normally low output on pin 3 goes high, charging the capacitor on pin 6. This eventually causes pin 4 to switch low, which pulls pin 1 low for a period of 3 seconds and pin 13 low for a period controlled by the setting of the 100k potentiometer. The output of this gate (pin 11) pulsing high activates 1kHz oscillator for the recorder and provides base drive to the Darlington pair connected across the remote jack of the slide

projector. The 100k potentiometer is adjusted for the correct length of pulse to advance the slide tray.

At the end of the 3 second period, pin 1 is again high and if pin 2 has also returned high then the outputs on pin 3 going low discharges the capacitor on pin 6 which in turn switches the output on pin 4 to the a high, leaving the unit ready for the next negative going input signal. ■



This Month in

Computing Now!

Canada's Personal Computing Magazine

Telecommunications Special!

Includes MACDEM7, which is MODEM7 for the Macintosh; BAsTerm, a BASIC terminal program for the IBM; a survey of available modems.

Hewlett-Packard Portable Review

Another lap computer; this one has over 600K bytes built in, including a word processor and Lotus 1-2-3.

Blort!

A listing of video games for the 6502; check out some assembler techniques or just blast at aliens.



On
Newsstands
Across
Canada
Now.

Moorshead Publications Order Form

Subscriptions:

Please complete reverse side of order form to start or renew a subscription.

Back Issues: \$2.00 each; Ontario residents add 7% sales tax.
Please circle issues desired.

1977	February					July
1978	April	May	September	November	December	
1979	February	March	April	May	July	
	August	September	October	November		
1980	January	February	May	June	November	December
1981	January	February	March	April	June	July
	August	September	October	November	December	
1982	January	March	April	May	June	
	July	August	September	October	November	December
1983	January	February	March	April	May	June
	August	September	October	November	December	
1984	January	February	March	April	May	June
	October	November	December			

On the following items please add \$1.00 for postage and handling plus 7% Ontario provincial sales tax.

Special Publications:

QTY.	ITEM	AMOUNT
.....	Hobby Projects \$3.95	\$
.....	Electronic Circuit Design \$3.95	\$
.....	Projects Book No. 2 \$3.95	\$
.....	Personal Computer Guide \$3.95	\$
.....	50 Top Projects \$4.95	\$
.....	Your First Computer \$3.95	\$
.....	Computers in Small Business \$3.95	\$

Binders: Electronics Today; Computing Now!
 Moorshead Publications
\$9.25 each plus 7% P.S.T.

BOOKSHELF ORDER FORM

Code (e.g. BP12)	Title (Short-form is O.K.)	Price
.....	\$
.....	\$
.....	\$
.....	\$
.....	\$
.....	\$
.....	\$
.....	\$


SOFTWARE ORDER FORM

.....	\$
.....	\$
.....	\$
Sub Total	\$
Tax (Ontario Residents)	\$
Postage	\$
Total Enclosed	\$

Orders from the Bookshelf are tax exempt. Please add \$1.00 for postage. Remember to put your name and address on reverse side. See over for mailing details.

Do you currently subscribe to Electronics Today? Yes No
Do you currently subscribe to Computing Now? Yes No
Do you currently subscribe to Computers in Education? Yes No
Do you currently subscribe to Software Now? Yes No

BE SURE OF YOUR ISSUE EACH MONTH. SUBSCRIBE TODAY.



BOOKS, BACK ISSUES, SPECIAL PUBLICATIONS, BINDERS — SEE OVER

Moorshead Publications

Suite 601, Overlea Blvd., Toronto, Ontario M4H 1B1.

MERCHANDISE ORDER Please fill out form overleaf

SUBSCRIPTIONS: NEW SUBSCRIPTION RENEWAL

Electronics Today

One year (12 issues) **\$19.95** Two years (24 issues) **\$34.95.**

Computing Now!

One year (12 issues) **\$22.95** Two years (24 issues) **\$37.95**

Computers in Education

One year (10 issues) **\$25.00** Two years (20 issues) **\$45.00**

Software Now!

One year (12 issues) **\$19.95** Two years (24 issues) **\$34.95**

For U.S. please add \$3.00 per year other countries add \$5 per year

NAME _____

ADDRESS _____

TOWN/CITY _____ PROVINCE/STATE _____

CODE _____ DATE _____

POSTAL CODE _____

- Cheque enclosed DO NOT send cash
- Mastercard Account No. _____
- Visa Account No. _____
- American Express Account No. _____

Expiry Date _____

Signature _____

PRODUCT MART

Where Buyers Seek Sellers!

An advertising feature where companies can reach thousands of Electronics Today, Computing Now! and Software Now! readers on a nation-wide basis to sell products and services — where individuals can buy, sell, or swap hardware, software, or just information.

Look for it in this month's issues of Electronics Today, Computing Now! or Software Now! It's a classified advertising forum for readers and advertisers alike.

For advertising information call (416) 423-3262, or write:

Moorshead Publications

Suite 601, 25 Overlea Blvd.,
Toronto, Ontario M4H 1B1

Publishers of Electronics Today, Computing Now!, Software Now! and Computers in Education.

NEXT MONTH IN

Electronics Today

The Best From Your Scope, Part 2

More operating hints and tips on getting the best performance from the ubiquitous oscilloscope.

Logic Analysers

From simple probes to computer-controlled scopes; we look at how they work and what's available.

CMOS Logic Tester Project


Build this simple probe circuit for debugging most CMOS ICs.

For Advertising Information call (416) 423-3262

For Subscription Information call (416) 423-3263

RS232 Breakout Box

Here's a handy project for all those computer hobbyists who've ever wrestled with RS232 cabling, 'sexing' and troubleshooting.



By A. Bendili

RECENTLY, there have been a number of articles describing troubleshooting aids for RS232 communication lines, e.g: *Electronics Today* last month. There are also commercially available breakout panels/monitors suitable for use with RS232 equipment. These units invariably require some form of external power either via a battery set or plugpack. It is quite probable that, with infrequent use, the battery will be flat when you least expect it, or you cannot get hold of a double adaptor or a long extension cable for your plugpack.

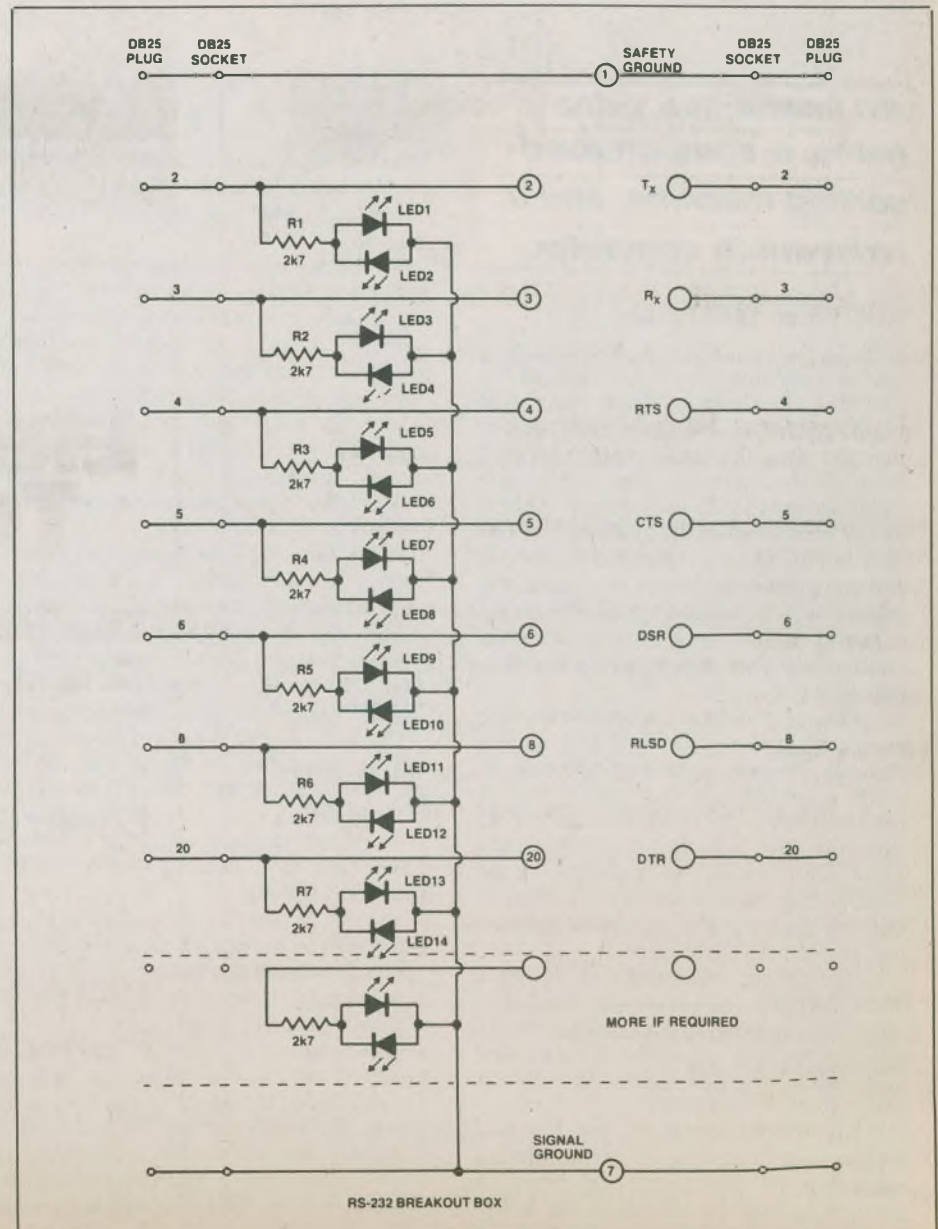
The recent availability of high efficiency LEDs (e.g: National NSL 6752) has eliminated the power supply problem. These high efficiency LEDs typically emit 40 mcd at 20 mA; as a result, only 2 mA is needed to obtain the same light output as a standard LED driven with 20 mA.

Description

To eliminate the power supply requirement, standard LEDs were not used since they would require at least 80 mA each. However, the high efficiency LEDs operating at 1 mA emit adequate light to indicate whether the signal line is mark/space or disconnected but also to provide reverse bias protection to each other. The 2k7 series limiting resistor is high enough not to adversely load the RS232 lines and low enough so that the LED is still visible (albeit dim) with a 3 V signal through a 500 Ohm combined line and line driver resistor. There is no circuit definition as to which end is the input or output. The input could logically be the side associated with the LEDs.

There are always two permanent connections to be made; these are the safety ground (pin 1) and signal ground (pin 7).

Electronics Today January 1985



continued on page 52 45



RDI Video Disk Game

Electronics in Action

An interactive video game, a computerised sorting machine, and a wristwatch computer.

RDI Video Disk Game

SOME years ago, someone had the bright idea of using video for arcade type games. The idea took hold and soon there were video arcades in practically every shopping centre, much to innumerable parents' chagrin. More recently, there has been a slump in interest in such games. This is hardly surprising, as the quality of the images is limited and rudimentary at best, and the games themselves are linear and puerile in their banality. Even the lowest common denominator among us soon realized that their repetitiveness was boring.

One of the most successful of such games is known as "Dragon's Lair". Devised by Rick Dyer in California, it culled some \$30 million in sales in its first three months. It is hardly surprising, therefore, that with the slump in arcade game interest, and Dyer's abilities in the field, that he should turn his attention to the next generation of such games involving interactive video disks.

The result, manufactured by RDI Video Systems, is known as the "Halcyon". Essentially, it is a combination of a computer and a laser-read video disk connected to one's television. The result is really quite extraordinary.

Like 'Dragon's Lair', the Halcyon system produces feature-movie quality animation or live action sequences to create a narrative world where the player makes the choices for the characters and

the outcome is based on those decisions. In the course of the game, the player makes dozens of choices among hundreds of possibilities from thousands of possible combinations with the outcome being different each time that particular game is played.

The system employs artificial intelligence, speech synthesis and voice recognition to create a computerized personality. It speaks in its own voice and recognizes acquaintances by the sound of their voices, carries on rudimentary conversations with them, and understands and implements spoken commands. By simply speaking through a lightweight headset, the player controls the actions of the characters in the game.

So far, RDI produces five adventures, "Thayer's Quest" (an historic fantasy adventure), "Orpheus" (an educational Greek mythology adventure), "Shadow of the Stars" (a space exploration adventure), "Voyage to the New World" (an historical adventure), and "The Spirit of the Whittier Mansion", a horror adventure utilizing live action rather than animation. As well, the system can run the 800 or so video disks available from other manufacturers in standard Laser-format, as well as the new "B" music video disks.

More technically, according to Dyer, the system includes a 200 word vocabulary which is expandable and is capable, via networking, of voice recognition of 200 different peoples' voices, each one having a vocabulary of 200 words. It essentially operates on a voiceprint recognition system, with the disk being the mass storage RZO unit, and the external Level 3 computer providing the computational facility. Due to the artificial intelligence aspect, the more the player interfaces with the system over time, the more the

machine learns about you and the more extensive is the development of its own personality.

Due to its abilities, this system is also being investigated by the Veterans Administration in the US for possible use by paraplegics. Due to the system's ability to learn foreign languages, the system is capable of learning the Vets' speech and undertaking actions on their behalf.

*RDI Video Systems,
2261 Cosmos Court,
Palomar Airport Business Park,
Carlsbad, California,
92008, USA*

Circle No. 47 on Reader Service Card.

Electronically Sorted Fruit

With the ever-growing world population, the cost of fresh fruit and vegetables, so necessary for a healthy diet, tends to be a boom or bust situation. Either there is so much of it, or not enough, and when there is a lot, its quality tends to bounce all over the spectrum. The major, non-farming cost involved is not, surprisingly, transportation, but picking and sorting.


Recently, the French company, Materiel Arobriculture Fruitiere, commenced marketing a machine which significantly reduces the cost in the sorting stage of fruit by electronically dividing it according to its weight, diameter and colour. It is a high capacity machine operating 12 lines which check some 350 buckets a minute, and identifies the central diameter of the fruit through an analysis of its realtime image. The colour-measuring sorting system determines the degree of the fruit's ripeness and sorts them according to their different end destinations, with the ripest being reserved for the local market.

More specifically, one initially sets

the colour sorter by placing a well coloured fruit under the initial sensor and telling the terminal, via a keyboard, what the colour of the fruit is. The machine then takes the incoming fruit load and divides them into several groups of lanes (a maximum of four groupings) with every group working differently, eg. to divide the size into two outputs or to put the second quality on some specific lane, etc.

As the machine is running, a monochip microcomputer microprocessor system with a modular hierarchic structure comes into play. Every sorting lane is driven by a card using its own microprocessor with a communal card driving all the information exchanges between the lane cards, the colour sensors and the operator at the terminal. In the event of an error message, a software controlled system permits the operator to locate the fault, both as to what the fault is and where the fault is located. Adjustments may be made accordingly by the operator without leaving the terminal and while the machine's non-fault lines continue to run.

There are no optical elements, such as incandescent lamps. As such there are no dust problem. By using a microprocessor sensor, the machine per-



mits the analysis of almost the total surface of the fruit thanks to four consecutive readings from different angles.

For handling different fruits, the machine stores no less than eight different programs, each of which may be recalled

by the touch of a button, permitting easy change between crops. Further, new programs may be entered while the machine is running on another program. For record keeping, the machine uses a standard display terminal operating at 4800 baud, and a standard printer with a Centronics interface.

The machine received the Salon International du Machinisme Agricole 1984 Gold Medal in industrial design.

*M.A.F.,
(Materiel Arobriculture Fruitiere),
546 Rue Gustave Jay,
82000 Montauban,
France*

Circle No. 48 on Reader Service Card.

Seiko Data 2000

Currently, watches seem to be going through something akin to a metamorphosis. No longer content to merely present time with sufficient accuracy to get one to the court to hear all sorts of awful things entered into testimony by one's soon-to-be ex-wife, watch manufacturers have extended their vistas to embrace the briny deep or athletic events, including paper printouts, and have recently nudged their commercial noses into the realm of data memory.

The top of the line in this latter format is Seiko's Data 2000, a hybrid of a good watch and a mini-computer. But even the good people at Seiko have failed to overcome one difficulty: size. Hence it is in two parts, though the connection between the two is quite novel.

The first part looks a bit like an up-market watch, with all the appropriate functions. It has a 12-hour display, with day, date and month, which automatically adjusts for all years other than leap years. It has a chronograph with simultaneous split and total elapsed time displays, and measures up to 10 hours in hours, minutes, seconds and 1/100 seconds. It also has a display face, which can show an 8 digit display in each of four lines.

Then the interesting bit. One may insert the back of the watch into a face panel of what looks like a four function calculator with an alpha-numeric keyboard. Using the keyboard, one can enter up to 1000 characters in 100 lines contained in 2 separate memories. As such, one can enter all sorts of information: travel times, appointments, mathematical formula, business notes, memoranda, whatever. While connected to the watch portion, one may access and modify the information at any time, using a fast forward and back continuous scroll readout on the watch face.

The connection between the two portions is by low power radio transmission. In other words, the watch portion not only has a miniature short range radio transmitter, but a miniature receiver, as



does the calculator portion. They operate on slightly different frequencies, such that they don't interfere with each other. The keyboard section, being larger, has the circuitry to determine whether a message is incoming from the watch, and adjusts input/output accordingly. So minute is the power consumption that the watch battery will last for two years, and the keyboard for five.

*Seiko Time Canada,
3900 Victoria Park Avenue,
Willowdale, Ontario,
M2H 3P3, Canada*

Circle No. 49 on Reader Service Card.

Product Mart *Where Buyers Find Sellers*

FREE: Semiconductor Sales Flyer. 2764 (300NS) -\$8.00, 2732A (250NS) -\$8.00, 8251A -\$6.00, Z80A (DMA) -\$14.95, 2016 (150NS) -\$6.50. Much more. **M.O. ENTER-PRICES**, Box 2066E, Bramalea, Ontario L6T 3S3.

10 LET BRIDGE = FUN + CHR\$ (33): for PLAYERS = 1 to 4: VAL (Prices \$ (Program)) = \$39.95: DATA IBMPC/PCJR, APPLE, VIC, 64 TI99/4A, ADAM, SHACK (1/3/4/COCO): Call 1-705-983-4341: Rem **ALLAN'S MICROCOMPUTING**.

PC/XT Fully compatible Canadian made system, 64K \$999.00 with 7 slots, 256K system with 5 slots and 2 drives, \$1845.00. Full warranty. **FUTURETRON**, 3166 Patrick Cres., Mississauga, Ontario, L5N 3G5, 416-824-1713.

COMPUTER ASSEMBLY MANUALS FROM APPLE™ AND IBM™ BUILDERS Big Blue Seed: New Release! The authoritative guide for assembling thirty-five IBM compatible motherboards & peripheral cards — \$14.95. Apple Seed I: Introductory guide to assembling the 6502 motherboard — \$9.95. Apple Seed II: Parts list, component layout for assembling sixty peripheral cards — \$12.95. Send cheque/money-order to **NUSCOPE ASSOCIATES**, P.O. Box 742, Stn. B, Willowdale, Ont., M2K 2R1.

LOW COST C64/VIC20 modem. This modem connects directly into the computer and requires no additional power or connectors. Software listing included. Limited time offer at \$74.95. Free flyer. **CMP**, Box 123, Waterloo, Ont. N2J 3Z9.

WE ARE licenced agents for many of the most popular electronics instructional materials available. Lasers, satellite, television, computers, surveillance, etc. Many kits in stock, and free troubleshooting. Monthly specials. Formerly Pirate Publications. Send self addressed stamped envelope, for free catalogue, to **SIMPLIFIED TECHNOLOGIES**, 214 King St. E., Suite 301, Hamilton, Ont. L8N 1B5.

ZX81, TS1000, TS2068 and **SPECTRUM** (for those with emulators) products available from **TORONTO SOFTWARE WORLD**, Box 84, Dept. ETI, Agincourt, Ontario. M1S 3B4. Send for information. (please specify computer).

HOBBIT ELECTRONIQUE

WE DON'T SELL COMPUTERS. WE JUST SELL THE PARTS!

Send your name and address along with \$1.00 to: 7454 Langelier, St. Leonard Montreal, Que. H1S 3A7. Tel: (514) 259-5581.

PRINTED CIRCUITS for E.T.I. projects or from your artwork are available from **WENTWORTH ELECTRONICS**, R.R. #2 Burlington, Ontario L7R 3X5. Write for your free catalogue!

DESCRAMBLER, plan to build Hamlin decoder model #MLD-1200 (channel 3 output). Send: \$5.00 (Postal money orders only) to **G.C. INDUSTRIES**, P.O. Box 4958, St.-Laurent Station, Montreal, P.Q., H4L 4Z6.

OSCILLOSCOPES — We will show you how to save hundreds of dollars on the purchase of a new, fully warranted, oscilloscope. Send \$1.00 for details and discounts of 20 different models. **HARRY BROWN & ASSOCIATES**, P.O. Box 11386, Station H, Ottawa K2H 7V1.

DISKETTE CLEARANCE!! 5¼" 3M-SSDD polypacked \$18.95, 5¼" BASF-3M SSDD/DSDD \$22.95/\$28.95, 3½" BASF Macintosh \$59.95. These are real bargain prices! **KOMPUTECH**, Box 3139, Picton, Ontario (613) 476-7523. 100% satisfaction guaranteed! Free listing. Add \$1.50 shipping.

ENERGY SAVING SOFTWARE at discount prices (BASIC). Save money all year round home/car. Send for free information. 27 Ballantrae Way, Kanata, Ontario K2L 1N3.

PRINTED circuit boards for ETI and Ham Radio projects. Servo interface \$6.40; #1510 — \$1.70; #1510b — \$0.80; Audio test set — \$4.40; offbeat metrome — \$3.20; headphone amplifier — \$2.50. Full list free. Post and pack \$1.00. Ontario tax 7%. **B-C-D ELECTRONICS**, P.O. Box 6326, Station F, Hamilton, Ont. L9C 6L9.

FOR \$10 per kit \$2 handling, receive free flyer and any of the following. #1: 1000 asst'd pcs, choke — capacitor — resistor — transistor — hardware — etc. Capacitor specials: #2: 200 asst'd ceramic — #3: 100 asst'd silver mica — #4: 100 asst'd mylar — #5: 50 asst'd tantalum — #6: 50 asst'd electrolytic — #7: 50 asst'd feed-through — #8: 50 asst'd metallic silver mica (Elmenco) #9: 25 asst'd variable. All new material. Unconditional guarantee. Repco Module for portable radio available at special price. **SURPLUS ELECTRO QUEBEC**, 2264 Montee Gagnon, Blainville, Quebec J7E 4H5.

AMAZING scientific and electronic devices you can build. Lasers, phasers, communications, high voltage, unique, magnetics, time travel, 3-D, and many more! Catalogue \$1. Mail order only. **DUKER ENTERPRISES**, 8307 — 160 Street, Edmonton, Alberta. T5R 2H2.

J&J ELECTRONICS Ltd., Box 1437E, Winnipeg, Manitoba R3C 2Z4. Surplus and Semiconductor Specialists. Do you get our bargain flyer? Send \$1.00 to receive the current literature and specials and to be placed on the mailing list for future publications.

COMPUTERS & TELESCOPES. Heath/Zenith, Choice of U.S. Military. 151-22-PC w/monitor \$3312, 161-22-PC Portable \$3312, 1121-22 S-100/Bus \$4082. Peripherals. Institutional-Quality 6" Telescope \$1396, 8" \$1776, 10" \$2172. Accessories. 7% PST/BC. **ATON ENTERPRISES**, 2966-B West 10th Avenue, Vancouver, B.C. V6K-2K6. 604-732-0336.

Advertising in the *Product Mart* section allows you to reach over 30,000 Canadian readers nation wide for \$1.50 per word (minimum 25 words). Please contact us for further details on the various sizes and styles available. Moorshead Publications, Suite 601, 25 Overlea Blvd., Toronto, Ontario M4H 1B1, (416) 423-3262.

Special Reader Offer

ALLAN'S BRIDGE

Match your skills to the computer's building and playing skills. Sharpen your game.

\$39.95

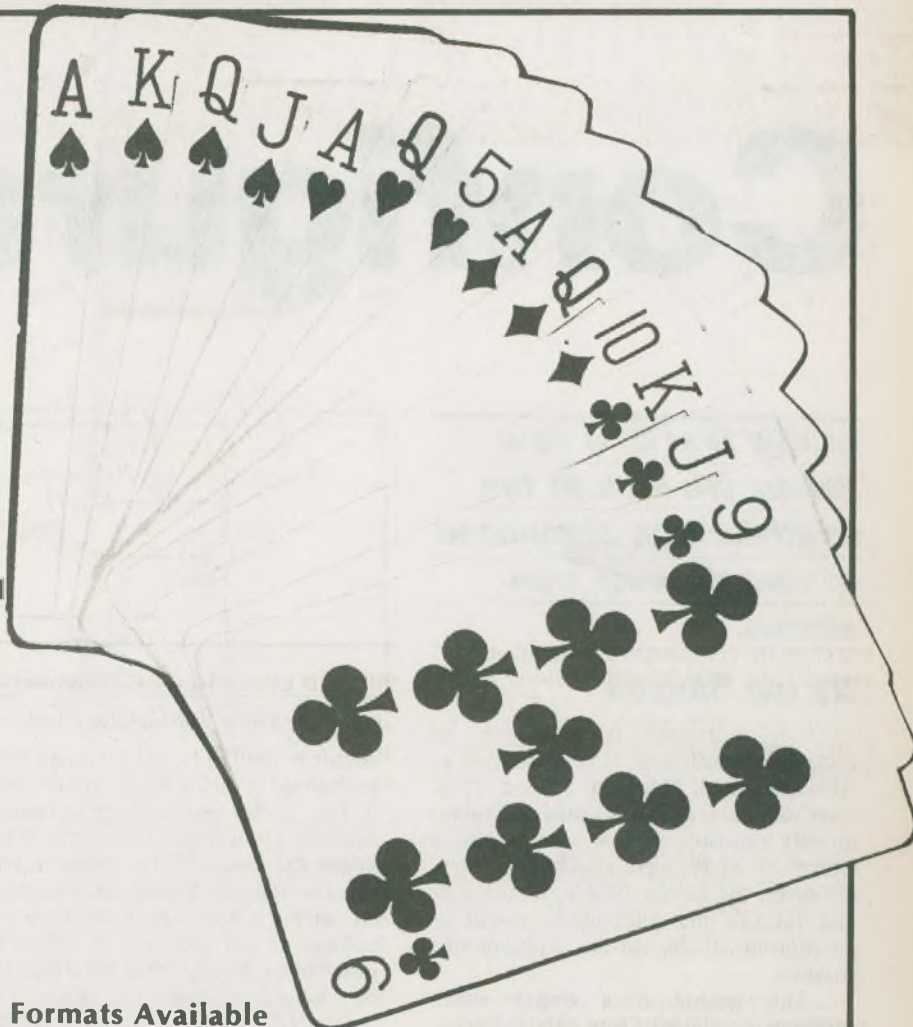
Plus \$2.00 Handling & Shipping

Allan's Bridge, written by John and Lynda Allan is an exciting new Canadian software simulation of the world's most popular card game. You can choose to be North, South, East or West, playing with a computer partner against two computer opponents or set it up for 2, 3 or 4 players.

Features include:

- Realistic Random Shuffle
- Full Hand Display in Rank Order
- High Card + Distribution Point Count
- Fast Keyboard Response
- Automatic Restart after four Passes
- Moving Card Action Graphics
- Detailed Scoring
- Automatic Demonstration Capability
- Listable Basic (Optimized for Speed)
- Screen Formats 22, 28, 31, 32, 40 or 80 column
- Colour Option on IBM, Apple, Commodore and Adam

Dealer Inquiries Invited



Formats Available

IBM Monochrome Disk
IBM Colour Disk
48K Apple Disk
Commodore 64 Disk
Commodore 64 Tape
11K VIC-20 Tape

TI99/4A Tape
16K TRS-80 Models I, III, IV Tape
32K TRS-80 Models III, IV Disk
16K TRS-80 Colour Computer Tape
80K Coleco Adam Tape

Allan's Bridge requires BASIC (it can use, but does not require, Extended BASIC)

Moorshead Publications

25 Overlea Boulevard, Suite 601
Toronto, Ontario M4H 1B1
(416) 423-3262

To: Moorshead Publications, 25 Overlea Blvd., Suite 601, Toronto, Ont. M4H 1B1

Please send me _____ copies of Allan's Bridge. Ontario Residents add 7% + \$2.00 for Handling and Shipping.

Format _____

Cheque or Money Order Enclosed

Please charge

Master Card

Visa

American Express

Card Number _____

Expiry Date _____

Name _____

Address _____

City _____

Province _____

Post Code _____

ETI

Configurations

In this first of a new series, we look at the multivibrator, composed of two discrete transistors.

By Ian Sinclair

The multivibrator is a circuit of remarkable antiquity; it is attributed to Abrahams and Bloch at around 1918. Over the years, as various tube and subsequently transistor versions were devised, a variety of names were attached to them. However, the names astable, monostable and bistable are particularly useful as descriptions of the various multivibrator circuits.

The astable is a circuit which oscillates continually (no stable state — hence the name), producing steep-sided waveforms whose frequency can be adjusted by changing RC time constants. The monostable has only one stable state, and an input pulse will disturb this state for a time that depends on the time constant of the circuit, following which it returns to the stable waiting state. This circuit is widely used as a pulse generator, because ideally the duration of the pulse (the pulse-width) is independent of the repetition rate of the pulse, which is determined by the rate at which the monostable is triggered. The bistable circuit (two stable states) is the basis of digital circuitry, but is seldom used in discrete form nowadays because of the low cost of digital ICs. A source of confusion over names, incidentally, has been the use of 'flip-flop' by digital circuit designers, whereas the name was traditionally used to mean a monostable.

Astable Antics

Two varieties of astable exist, the parallel and the serial, of which the parallel is much the better known. The basic circuit is shown in Fig. 1, but unless your needs are very simple, the waveform from this

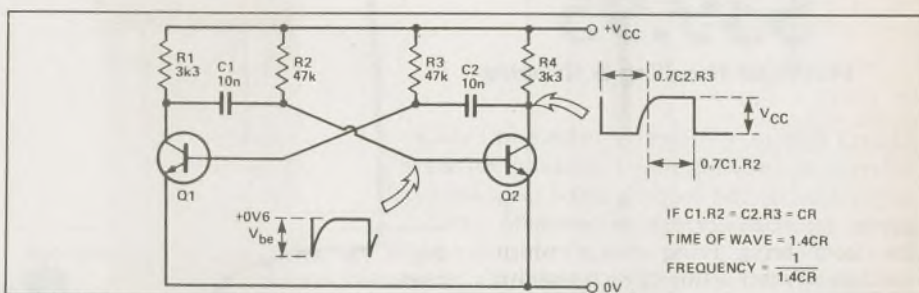


Fig. 1 The simple multivibrator astable, with period formula.

circuit is not really good enough without reshaping. A much better circuit is shown in Fig. 2; this uses a diode to isolate the collector from which the output is taken. When Q2 cuts off, its collector voltage can rise sharply, leaving D1 reverse biased. In the simple circuit, a sharp rise of voltage at the collector of Q2 is made possible by the capacitor C2 which has to be charged through the collector load resistor (R4 in Fig. 1). By using the diode, the collector voltage can rise sharply, and the charging of C2 is done at a slower rate by the additional resistor R5. This ensures a much sharper shape of waveform at the output.

Another problem of the simple circuit is that, contrary to theory, its frequency changes as the supply is changed. This is because of silicon planar transistors will conduct readily in the reverse direction when the base voltage is negative with respect to the emitter (for an NPN transistor). This is a form of zener breakdown, but it can be prevented by connecting silicon diodes with a higher

reverse breakdown voltage in series with the base leads, as shown in Fig. 3, so greatly improving the frequency stability of the astable.

Formula For Success

The astable frequency is given by the formula shown in Fig. 1; it depends on the two sets of time constants. These should not be greatly different; don't be tempted to try to produce pulses with very large or very small values of mark-to-space ratio by using an astable with very different values of the two time constants. The wave form will probably be disappointing, and the circuit may not start oscillating reliably.

The frequency stability of an astable is generally poor compared with that of the LC type of oscillator, and this feature makes the astable particularly useful inasmuch as it can be easily synchronised to external pulses. Unless the 'natural' frequency of the astable is reasonably close to the incoming frequency, however, synchronisation cannot be relied on, and

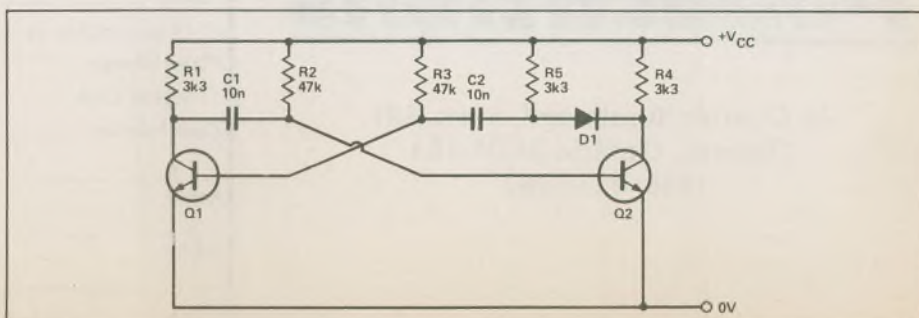


Fig. 2 Using an isolating diode to sharpen the leading edge.

slowly-changing waves such as sinewaves are not useful for synchronisation because the triggering point is liable to vary (or jitter) from one wave to the next. The astable can be synchronised by pulses at one base, and this can be done by pulsing a cut-off base into conduction or by pulsing a conducting base to cut-off.



Fig. 3 Using base-isolating diodes to prevent base-emitter breakdown.

Whichever method is used, the trigger pulse should be isolated from the astable by diodes to prevent the astable interfering with the action of the trigger circuit (Fig. 4). If the 'pulse-off' method is used, a catching diode must be included to prevent the transistor base-emitter junction from being reverse-biased which would cause zener action of each negative pulse.

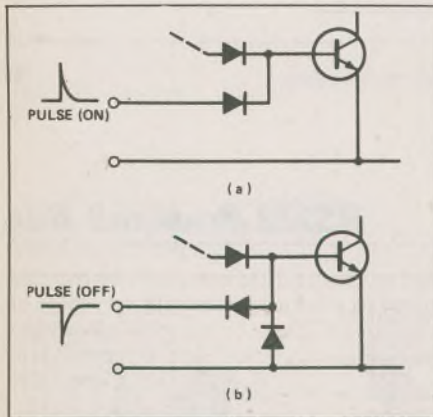


Fig. 4 Diodes are used in the synchronising circuits, too!

Breakfast Serial?

The other type of astable, much less well known, is the serial astable, which is a particularly good way of producing very short pulses which can pack a lot of energy. A circuit is shown in Fig. 5, and since the circuit is not so familiar as that of the parallel astable, a run through its action might be of interest. Note that only one time constant, $R_1.C_1$, is used, and that the transistors are complementary; one PNP, one NPN.

We can start by supposing $R_2 = R_3$ and $V_{CC} = 10V$, with C_1 discharged so that the emitter of Q_1 is at a low voltage. Q_1 will be cut off, and will stay that way until its base voltage is more negative than its emitter voltage, or to put it another way, until its emitter voltage fixed at $\pm 5V$ by R_2 and R_3 , the capacitor will have to charge to around $5V_6$ before much will happen.

Meantime, because Q_1 cut off, no current is reaching the base of Q_2 , and this transistor also is cut off. The circuit remains with neither transistor conducting until the charging capacitor reaches the voltage at which Q_1 turns on. This also turns on Q_2 , because the collector current of Q_1 goes to the base of Q_2 . This in turn drastically lowers the base voltage of Q_1 , and the emitter voltage will follow it, rapidly discharging C_1 . Once the emitter voltage of Q_1 drops, however, the circuit recovers, and we're back where we started.

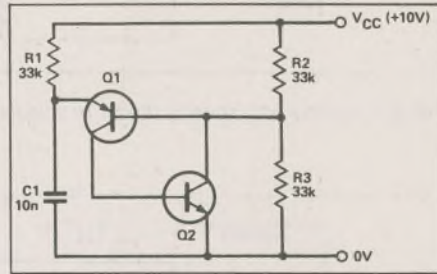


Fig. 5 The serial astable circuit using complementary transistors.

Unlike the parallel circuit, in which one transistor conducts while the other is cut off, the serial multivibrator spends most of its life with both transistors cut off, and only brief intervals with both turned on. The cut-off time is the time needed to charge C_1 through R_1 to about $0V_6$ above the voltage supplied by R_2 and R_3 — the formula for the time is shown in Fig. 5. The time for which both transistors are on is less easy to estimate because it depends on the effective resistance of the transistors at saturation; it is normally very short compared to the charging time.

Monostables

The classic monostable uses a parallel circuit with one DC coupling, as shown in Fig. 6. With no trigger-pulse input, Q_2 is held on because of current flowing through R_2 . The collector voltage of Q_2 is very low, and this ensures that Q_1 is held off. This is the stable state of the circuit, and it will remain in this condition, with C_1 charged, until a positive-going trigger

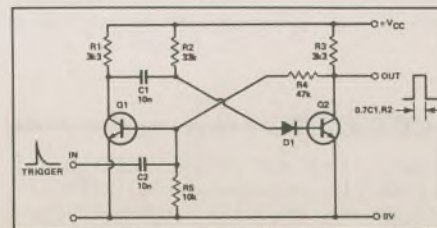


Fig. 6 The parallel monostable circuit.

pulse arrives, with enough amplitude to make Q_1 conduct. This pulse causes current to flow in Q_1 , so that the collector voltage drops, and the drop in voltage at

the base of Q_2 cuts Q_2 off. This condition lasts until C_1 charges through R_2 sufficiently to turn the base of Q_2 on again, when the circuit switches back. The diode in the base lead of Q_2 prevents base-emitter breakdown from affecting the timing.

As in all parallel circuits, there is always one transistor conducting and the other cut off. The serial version of the monostable (Fig. 7) uses complementary transistors, and will pass no current in its waiting state. When a trigger pulse arrives, Q_2 switches on, and the voltage at its collector drops. This switches on Q_1 , via the capacitor C_1 , causing the base circuit of Q_2 to be heavily forward biased. C_1 now charges through R_2 until the voltage at the base of Q_1 rises to its cut-off value of around $V_{CC} - 0V_6$. Both transistors then cut off.

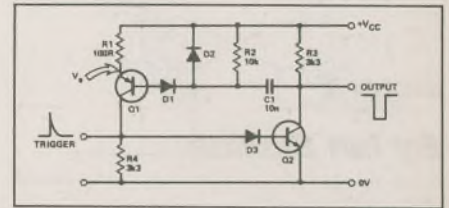


Fig. 7 A serial astable — a useful circuit which is seldom seen.

The pulse width of the output depends on the time constant of $C_1.R_2$, and will vary as the supply voltage varies. Diodes can be used to prevent base-emitter breakdown in the usual way.

Bistables, Two By Two

Figure 8 shows the classic bistable circuit using two NPN transistors. The circuit is stable with either Q_1 on and Q_2 off, or in the alternate condition of Q_1 off and Q_2 on. Switching is done by using the A or B inputs. With Q_1 on, a negative pulse at A will switch the circuit over, and a negative pulse at B will switch it back. This action corresponds to that of the simple set-reset latch.

Counting action may be obtained if steering diodes are added to the basic circuit, as illustrated in Fig. 9. Suppose Q_1 is conducting: its base voltage will be around $0V_6$, and its collector voltage about $0V_1$, so that D_1 is almost conducting. D_2 is cut off because its anode voltage will be about zero and its cathode voltage almost at supply voltage. C_1 will carry virtually zero charge, while C_2 will be charged to around supply voltage, V_{CC} . When a negative trigger pulse of amplitude around $1V$ is applied D_1 conducts, allowing Q_1 to be cut off by the trigger pulse; however, D_2 is held off by the charge on C_2 . The bistable then changes over so that Q_2 is fully conducting and Q_1 cut off. In this condition, it is D_2 which is biased almost on and D_1 com-

pletely off. When the next trigger pulse arrives, then, Q2 will be cut off by it, and the circuit will switch back to its original state. Hence, if the circuit is triggered regularly, either output will be a square wave with half the frequency of the trigger pulses.

The waveforms at the collectors of a bistable can be much closer to square than those from simple astable, so that one way of creating well shaped square waves is to drive a bistable from an astable (Fig. 10). In this circuit, the output from the bistable has the same frequency as the astable. Nowadays, the ready availability of bistables in integrated form discourages us from using the discrete variety — we'll look at IC types later in this series.

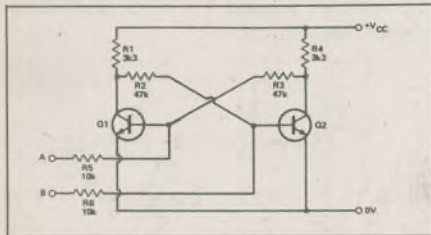


Fig. 8 The simple R-S type bistable.

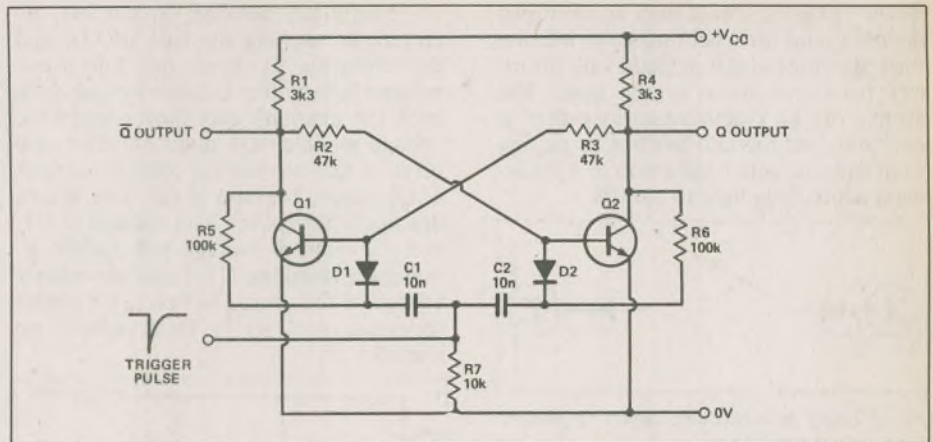


Fig. 9 A bistable with steering diodes to give the scale-of-two action.

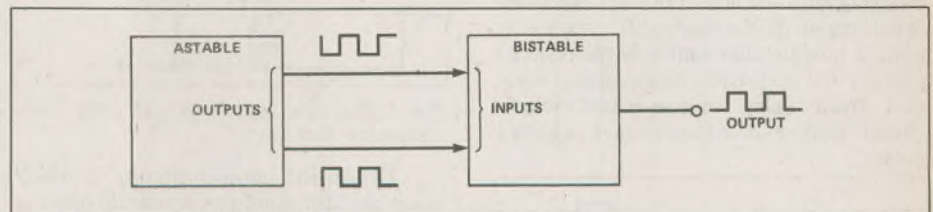


Fig. 10 Following an astable with a bistable to sharpen the waveform.

continued from page 45

The other pins usually depend on the usage, e.g. Tx and Rx could be reversed: some peripherals use RTS instead of DTR.

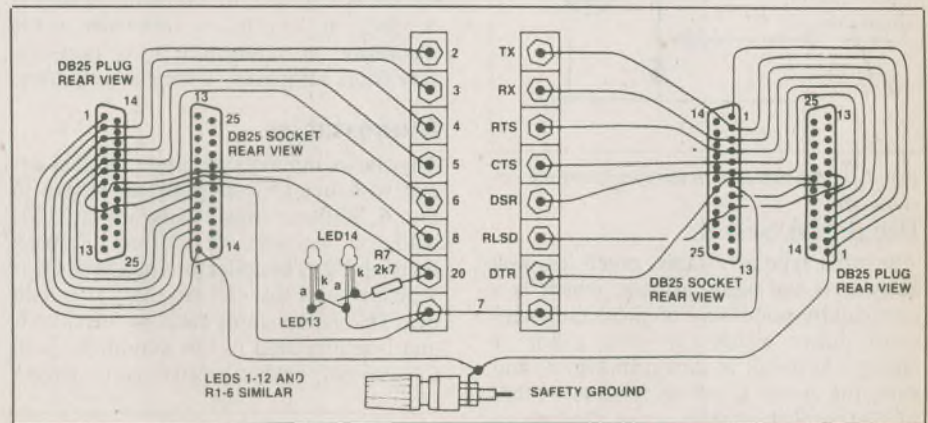
A spare, unlabelled LED could be connected to any of the 4 mm sockets to monitor its status. I found that a set of eight leads consisting of a flexible wire about 100 mm long terminated at each end with a stackable 4 mm plug is sufficient to link, stack, strap, crossover, pull up and monitor.

A double row of 4 mm sockets allows the connecting of input to output according to the situation in hand.

Construction

As shown in the accompanying photograph, the unit was built in a diecast box. A connector pair consisting of a plug and socket on each side of the box allows for cables with either termination to be connected to the breakout box. A label between the two rows of sockets identifies the pin number and its conventional designation. As it is highly unlikely that all 21 RS232 signals will be monitored, the minimum set of signals shown on the circuit diagram would be adequate for nearly, if not all, situations. ■

RS232 Breakout Box



HOW IT WORKS

Back-to-back high efficiency LED pairs, LEDs 1-14, are connected across the RS232 signal lines with a 2k7 current limiting resistor in series. The plug/socket pairs on the left and right can be linked via the central column of sockets, the LEDs indicating the presence or absence of signal and its polarity on the lines.

PARTS LIST

Resistors all 1/2W, 5%
R1-7 2k7

Semiconductors

LED1-14 National NSL 6752 or similar

Miscellaneous

Diecast box to suit; 16 x 4 mm 'banana' sockets; 1 x 'banana' socket-terminal; 2 x DB25 chassis-mount plugs; 2 x DB25 chassis-mount sockets; 5 mm LED clips; hookup wire, etc.

eight transistors, Fig. 4. This relies on the charge stored at X during CK lows. When CK goes high the signal propagates to Q. Of course, the gate capacitance at X will leak, so a minimum clock frequency of a few kHz must be guaranteed.

Because transistors in the ULA are individually accessible, composite gates can be built up using less silicon area than if a gate array really were an array of gates, rather than transistors, Fig. 5.

Once initial design is completed, some verification of the design will be required. At around -10,000 per fabrication run, the 'suck-it-and-see' approach is not popular. This is where CAD (Computer Aided Design) is used.

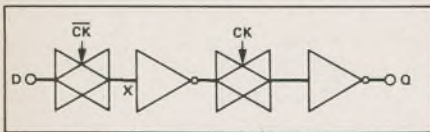


Fig. 4 Faster, more economical D-type using the gate capacitance at point X as a storage element.

Verification Procedure

Initially electrical characteristics, usually just propagation delay in logic design, are checked. Most common elements, inverters, AND gates, adders and so on will

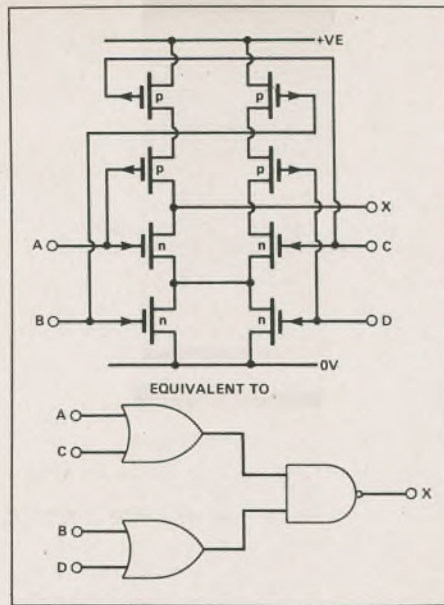


Fig. 5 Composite gate, where the gate function has been implemented directly rather than been broken down into individual elements.

already have been simulated by the manufacturer, but a few special functions may require investigation.

To simulate a circuit at this level (device level) requires a program with device models incorporated, and a knowledge of the model parameters to use, things like channel length, oxide thickness and doping levels for very thorough simulations, or turn-on voltage and channel dimensions for more approximate simulations. The program takes its information from a file containing the circuit description, and a set of instructions on what to do to the circuit.

For propagation delay analysis, the circuit is stimulated with a known input waveform, and the program instructed to give the input and output voltages at say, 1 ns intervals. The output can be plotted by another part of the program and delays read off, Fig. 6.

To simulate a whole circuit at device level is possible, but rather pointless; the detail is unnecessary and the program execution time too large. Other, circuit level simulators are employed, for which the parameters used are simply gate delays. The output from this simulation is used to detect hazards and glitches which may not have been present in the breadboard model due to its different layout, logic family or size.

A hazard exists when different delay

K.E.M. COMPUTER AND ELECTRONICS

STEPPING MOTORS (For ROBOTS)

Model	SME-040	23LM	KP6R2	KP8M2
Power	12V 0.2A	6V 1.2A	4V 1.2A	5.5V 4.5A
Torque	280 g-cm	4.2 kg-cm	2 kg-cm	11 kg-cm
Response (pulse/sec)	250	950	11000	3000
Encoder built-in	Low cost	High torque	High speed	High speed
Price	\$24.00	\$40.00	\$65.00	\$98.00

STEPPING MOTOR CONTROL ICs

- PMM8713 ---- \$16.98
- SI-7200E ---- 32.10 constant current driver built-in
- PPMC101B ---- 92.00 one-chip computer
- PMM8713 KIT --- 62.00 PCB & PARTS (MOTOR EXTRA)

MINI PRINTER UNIT ----- \$49.00

- With control board (CPU 8048)
- 12 digits/line (NUMBERS & SOME UNITS ONLY)
- 38mm paper width
- 4-bit parallel data input
- 5V 1A

OPTICAL FIBER DATA LINK

LED DETECTOR 1 meter cable unit \$18.50

Extra FIBER CABLE only ----- \$3.00/meter

SOLID STATE RELAY (Photo isolator) \$16.98

OUTPUT: 400V 16A (TRIAC)
INPUT: 7-10mA (LED)

ZERO-CROSS SWITCHING CIRCUIT BUILT-IN (For Computer I/F)

FM TRANCEIVER MODULE (Tx & Rx) \$128.00 with X-tal OSC. Good for telemetry systems

ONE-CHIP CPU BOARD ----- \$20.00 with manual for 8035, 8048 etc. PARTS OPTION

ULTRA SONIC Tx/Rx 40KHZ

- Tx OR Rx ----- \$4.80EA
- Water proof type Tx or Rx ----- 15.25EA
- Tx & Rx both way ----- 6.25
- Tranceiver IC LM1812 ----- 14.10

Plus \$3.00 each item for postage & handling charge. Plus provincial sales tax. C.O.D. mail order accepted. All items come with documents.

MAGNETIC SENSOR (Hall effect device)

- Linear output (TO-92) ----- \$3.75
- Digital TTL output ----- 4.75

KAIENTAI ELECTRONICS MERCHANTS LTD

2111 KINGSWAY, VANCOUVER, B.C. V5N 2T4
MAIL TO: P.O. BOX 69126 STATION 'K' VANCOUVER, B.C., CANADA V5K4W4
PHONE: (604) 435-9697

WHY SPEND A FORTUNE ON A DIGITAL CAPACITANCE METER?


The MC100A comes completely assembled and calibrated and at \$89.95 is an outstanding value. The extensive range of 1 pF to 9,999 uF (no external meters required) and true hand held portable size (only 4 3/4" x 2 1/2" x 1 1/2") make the MC100A an extremely practical and easy to use instrument for the hobbyist technician or engineer.

CHECK THESE OTHER FEATURES

- * Basic accuracy 1% (± one count) on pF, nF ranges, 3% (± one count) on uF range.
- * Uses single 9V battery (not included).
- * Decimal points light up when battery is low or when capacitor is overrange.
- * Full 4 digit high efficiency LED display uses special circuitry to save on batteries.
- * Constructed with a tough impact resistant plastic case.

ONE YEAR PARTS & LABOUR WARRANTY

DAETRON
935 THE QUEENSWAY
BOX 641
TORONTO ONTARIO M8Z 5Y9
(416) 255-9701
DEALER ENQUIRIES INVITED



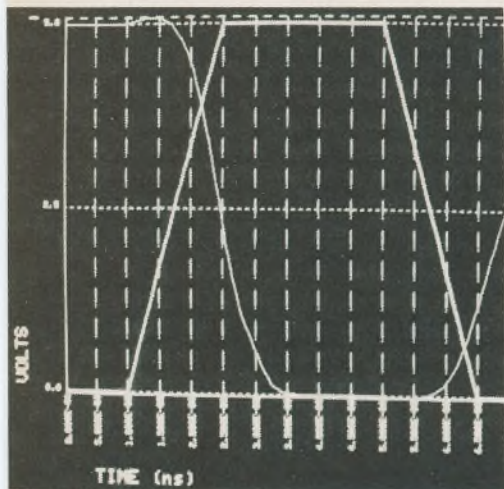
PLEASE SEND ME

____ (Quantity) MC100A(s) @ \$89.95 \$ _____
 Ontario residents add 7% PST \$ _____
 Postage — \$1.85 (per instrument) (C.O.D. orders add \$1.59) \$ _____
 I ENCLOSE CHEQUE MONEY ORDER BILL MY VISA TOTAL \$ _____
 VISA CARD NO. _____

EXPIRY DATE _____ SIGNATURE _____
 Immediate shipping on orders with money orders, VISA or certified cheque.
 Personal cheques please allow 2 to 3 weeks for clearance.

NAME _____
 ADDRESS _____
 CITY _____ PROV. _____ POSTAL CODE _____

MAIL TO DAETRON 935 THE QUEENSWAY BOX 641 TORONTO ONTARIO M8Z 5Y9



paths in a circuit cause the output to change state when it is not expected to. The output of Fig. 7 should be low only when $ABC = 011$. A transition of ABC from 001 to 111 should therefore have no effect on X — it will remain high. However it can be seen from the timing diagram that if the AND and NAND gates have different propagation delays as they often do in practice) there is an output change.

The presence of problems like this may mean the difference between success and failure of a design. Hazards can be eliminated by careful design, or made irrelevant by using fully synchronous (clocked) logic, essentially allowing the circuit plenty of time to settle between input changes.

Another important factor a designer must consider is testability. An IC may contain the equivalent of 2000 gates and yet have only 40 pins. It is not possible to put test probes inside an IC, as it is too small. Every test node must somehow be brought out to a pin, or at least a bonding pad.

Getting Stuck

The two most usual fault conditions in an IC are a gate input stuck at '1', and a gate input stuck at '0'. Consider the circuit of Fig. 9. If this circuit operated correctly, then input $ABC = 0$ would produce the output $X = 0$. However, if B is stuck at 1 the output will be 1. The pattern $ABC = 100$ is a test for the fault B S-A-1 (B stuck at 1).

The problem in an integrated circuit is that the circuit of Fig. 8 may be 'buried' deep in the IC, and it is difficult to get the required test patterns to it — perhaps other circuits have to go through several states before the values on ABC reach 100. One rather elegant solution to this problem is called *scan design*.

Most logic circuits have flip-flops and

registers on them. By designing a few more and adding some extra steering gates, the on-chip registers can be connected as a long shift register, and the latches used to hold test patterns.

Three extra pins are needed: 'TEST', 'TEST DATA IN' and 'TEST DATA OUT'. When TEST is high, the circuit is in test mode, and test data is serially fed in to the flip-flop chain. After a number of clock pulses the required test pattern is in the circuit under test. TEST is taken low and the circuit operated normally. Test outputs are sent to the registers. Then TEST goes high again and the output values are clocked out along the shift register to TEST DATA OUT.

There are algorithms for finding test patterns for the possible faults in a circuit. Given the logic diagram, corrects software and sometime, the computer can generate test patterns for most faults. It can also detail those faults which are undetectable with the circuit as it stands; such faults often indicate some redundancy in the circuit.

The gate level simulator can be used to simulate a faulty circuit. This may seem unnecessary, but is useful to test the efficiency of test patterns.

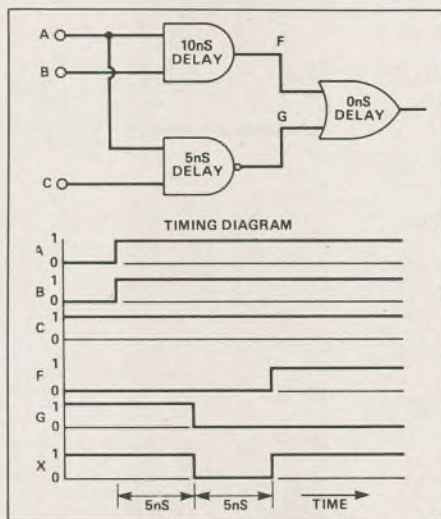


Fig. 7 An example of a timing hazard.

The Layout

The next stage is the circuit layout. The designer will probably start with a paper sketch showing roughly where each functional block will go, and proceed from there. He or she will try to interconnect the blocks along certain allowed lines (there will be a set of design rules, governed by the accuracy of the manufacturing process, which determine track minimum widths and spacings, etc). There are automatic connection routing programs, but they are usually for two or more metallisation layers, while most ULA's have only one. People produce more compact layouts than computers, especially

when constricted to fixed channels allowing only a certain amount of interconnection tracks.

Finally, automatically, semi-automatically, or manually, a layout is produced. The likelihood of an error, especially with a manual layout, is high.

A piece of software called a *design rule checker* will look for tracks too close together, incomplete tracks and so on, reporting back to the designer, who can edit mistakes at an interactive graphics terminal. There is also the question of whether the circuit drawn actually performs the intended function, even if it complies with the rules for physical layout. A *circuit extractor* program can work out the function of the layout, simulate it, and compare the results against those expected from the circuit. This is a difficult and time-consuming task, even for a powerful computer. The need for this stage can be reduced by careful design, or eliminated completely by the use of automatic layout and interconnection.

Finally the data describing the complete, checked layout are fed to another program which generates instructions for a machine which produces the metallisation masks. Masks traditionally are made by photographic reduction of 400X full size master, cut by a computer-controlled knife. Nowadays electron-beam lithography is common; an electron beam scans the actual size mask, exposing electron-sensitive resist. This latter method is more accurate than the first, allowing higher circuit densities, and, because each chip pattern is individually written, it costs little extra to change the program halfway and write two, three or four different metallisation layouts onto one mask. This allows smaller than usual quantities to be economically committed.

The Future

What of future developments? Most predictions are based on company forecasts, and they obviously predict a rosier future for whatever semi-custom method or technology they are marketing that their competitors do not have. However it is possible to say some things with reasonable certainty.

Silicon-gate CMOS arrays are likely to dominate the market in most applications, due to their combination of speed, density and low power. Low power density is important with high levels of integration — chips which dissipate more than a watt or so require special packaging to keep them cool and the package may cost more than the chip it houses.

Software is still chasing hardware in sophistication — 20,000 gate arrays are announced but no CAD system can adequately handle them yet. 30,000 gate arrays have been predicted for 1985. Array

manufacturers are becoming aware of these difficulties, and are employing software writers to produce product-specific CAD tools at the same time as hardware designers work on the physical design of the array.

Most ULA sales are in the 300-1,000 gate range, the very large arrays tending to be purchased by the computer industry. A recent FPLA chip (the AmPAL22V10 from Advanced Micro Devices) claims to offer the versatility of a 500 to 1,000 gate array be of clever design and the provision of over 5,800 fuses. Perhaps we shall see FPLAs making headway into markets previously the domain of the gate array.

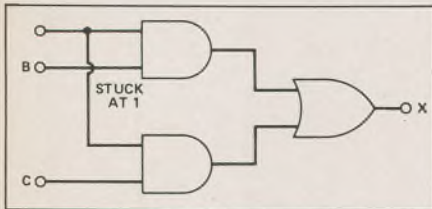


Fig. 8 Fault testing: suppose the input B is stuck at 1.

By the end of this decade CAD software may have advanced to the level where the standard cell will exceed the gate array in popularity. This is because most systems are not composed only of logic circuits — they contain RAM, ROM, EPROM and linear devices like op-amps, analogue to digital converters and voltage references. There are arrays which have linear functions and memory areas on them (an ordinary array wired as a RAM is very wasteful of silicon) but the problem is always how much space to allocate to each function. If too many choices are offered none will sell in large numbers and the advantages of mass production are lost. With a standard cell IC there are no such problems — as much ROM, etc, as is needed is fabricated.

Increasing levels of integration bring problems of pinout too — 64 pins is the usual maximum in a DIL package. However a semi-custom IC may be replacing a whole PCB with over 80 connections. We are likely to see more and more exotic packages such as flatpacks and pin-grid arrays (which look like a bed of nails from the pin side).

In conclusion, then, it seems likely that more and more products will employ semi-custom ICs of one sort or another. These ICs will be designed by ordinary circuit designers, using powerful software tools running on mini-computers or special-purpose micro-computers. ■

Active

YOUR ELECTRONIC COMPONENTS CENTER

QUALITY PARTS, NOT MAIL ORDER SURPLUS

DIODES

ACT. #		Qty per Pkg	Pkg Price
01160	1N914B	25	.70
01165	1N4148	25	.70
01024	1N4003	10	.75
01027	1N4004	10	.75
01156	1N751A	6	.75
01101	1N4744A	5	.75

DIP SWITCHES

ACT. #	Position	Pkg Price
22071	4	1.49
22072	5	1.59
22073	6	1.59
22074	7	1.59
22075	8	1.59
22076	9	1.79
22077	10	1.89

Did you receive our new 1985 catalog?

NAME.....
ADDRESS.....
CITY.....
PROV..... POSTAL CODE.....

TRANSISTORS

ACT. #		Qty per Pkg	Pkg Price
02185	2N2222A	3	1.35
02193	2N2907A	3	1.35
02224	2N5401	5	.89
02088	2N5550	5	.89
44070	MPSA13	3	.85
44013	MPSA42	3	.95
44073	MPSA92	4	1.16
44077	PN2222A	3	.86
44078	PN2907A	3	.86

MICROPROCESSORS

ACT. #		Pkg Price
12001	6502	7.13
12005	6522	10.50
12010	6551	16.25
12014	6802	11.25
12021	6850	4.80
12023	8085APC	14.95
12038	8284APC	12.36
12053	8088DC	39.50
41002	Z80A-CPU	3.89
41001	Z80-CPU	3.39

IC SOCKETS

ACT. #		Qty per Pkg	Pkg Price
23085	8 pins	8	1.47
23086	14 pins	7	1.47
23087	16 pins	6	1.47
23084	18 pins	6	1.74
23088	20 pins	5	1.60
23089	22 pins	5	1.91
23090	24 pins	4	1.60
23091	28 pins	4	1.74
23092	40 pins	3	1.90

Mail orders shipped within 48 hours STORES OPEN AT 8:00 am

PROM's

ACT. #		Pkg Price
71017	32 x 8-TS-16PC 16 pin	4.09
71004	256 x 4-TS-16PC 16 pin	5.29
71026	512 x 8-TS-20PC 24 pin	13.29

EPROM's

ACT. #		Pkg Price
48021	C2532 45 (4K x 8) 450ns, T.I. pinout	8.90
48014	C2516 45 (2K x 8) 450ns, Intel pinout	7.85

DYNAMIC RAM's

ACT. #		Pkg Price
48011	P4164 15 64K (64Kx1) 150ns	8.50
48037	P4116 15 16K 150ns	1.49
48010	P4116 20 16K 200ns	2.20

STATIC RAM's *Low Power

ACT. #		Pkg Price
48002	P2114 20 (1K x 4) 200ns	2.95
48003	P2114 20L* (1K x 4) 200ns	4.25
48005	P2016 15 (2K x 8) 150ns	8.75
48049	P5101 45L* (256 x 4) 450ns	6.69
48008	P6116 15L* (2K x 8) 150ns	11.50

FANS

ACT. #		Pkg Price
52001	115VAC 27CFM 15MA 12W	32.69
52003	115VAC 100CFM 24A 18W	32.19
52005	115VAC 110CFM 28A 18W	39.39

PCB ETCHANTS

ACT. #		Pkg Price
69028	Ammonium Persulphate Crystals Yields: 1 quart/litre	5.49
69012	Ferric Chloride Yields: 1 quart/litre	5.99

LED's

ACT. #		Qty per Pkg	Pkg Price
13056	LED220 (T-1 3/4 Red 5mm)	7	1.25
13271	LED211 (T-1 3/4 Green 5mm)	5	1.49
13277	LED224 (T-1 3/4 Yellow 5mm)	5	1.49
13269	LED209A (T-1 Red 5mm)	50	10.50

OPTOCOUPLEDERS

ACT. #		Qty per Pkg	Pkg Price
13067	4N26	2	1.85
13193	MCT2E	2	1.65
13184	4N35		1.10

CRYSTALS

ACT. #		Pkg Price
68001	1 000MHZ HC33	5.75
68003	1 8432MHZ HC33	4.79
68008	3 579545MHZ HC18	3.99
68011	4 000MHZ HC18	3.35
68020	5 000MHZ HC18	3.49
68021	6 000MHZ HC18	3.79
68023	8 000MHZ HC18	3.35

LED DISPLAYS

ACT. #		Pkg Price
13120	MAN6710 double digit 5" Red	3.65
13272	MAN72A single digit 3" Red	1.65
13103	TIL311 hexadec logic display	12.35

UART's

ACT. #		Pkg Price
49001	AYS-1015D 0-25K Baud	7.30
49005	AYS 1013A 0-40K Baud	4.85

TOLL FREE: 1-800-361-5884

ORDERING INFORMATION

Use only ACT # when ordering. Some packages contain multiples other than one. Please note that these multiples will not be broken. Quantity Per Pkg. is One (1) unless otherwise indicated.

MONTREAL (514) 731-7441
OTTAWA (613) 728-7900
TORONTO (416) 977-7692
DOWNSVIEW (416) 630-0400
CALGARY (403) 235-5300
MAIL ORDER 5651 Ferrier St
VANCOUVER (604) 438-3321
EDMONTON (403) 438-5888
Montreal, Quebec H4P 1N1
Toll Free 1-800-361-5884

3

SCOPE PROBES

AT A PRICE YOU CAN NOT
BEAT... FOR 3 MONTHS ONLY

December-January-February

<p>1</p> <p>1P20 Attenuation X1</p> <p>Complete Package \$20.00 each</p>	<p>2</p> <p>P100 Attenuation X10</p> <p>Complete Package \$20.00 each</p>	<p>3</p> <p>SP100 Switchable Attenuation X1 X10</p> <p>Complete Package \$25.00 each</p>
<p>Add minimum \$2.00 per order for Shipping and Handling Charges. Ontario Residents add 7% P.S.T. on total amount.</p>		

FROM CANADA'S LARGEST STOCKING DISTRIBUTOR OF OSCILLOSCOPE PROBES AND ACCESSORIES COMES A ONCE IN A LIFE TIME SALE...FOR 3 MONTHS ONLY. ON MARCH 1-1985 THE PRICE GOES BACK UP SO NOW IS YOUR TIME TO ORDER.

WE REGRET NO CHARGE OR 30 DAY ACCOUNTS FOR THIS SALE. *C.O.D., VISA, MASTERCARD, AMX OR CERTIFIED CHEQUE WILL BE HONOURED FOR SAME DAY DELIVERY. NO RESTRICTIONS ON QUANTITY.

*Charge Accounts will be at full price. No exceptions made.

We distribute over 60 varieties of probes ask for catalogue.



All probes sent via Canada Post or UPS FOB Downsview.

Hours 8 am to 5 pm Mon. thru Fri. and 10 am to 1 pm Saturday

Circle No. 34 on Reader Service Card


Fixed Lead Oscilloscope Probes

1P20 × 1 Oscilloscope Probe


Attenuation Ratio	1:1
Bandwidth	DC – 20 MHz
Rise Time	17 nS
Input Capacitance	55 p.F. + Oscilloscope Input Capacitance
Input Resistance	1 MΩ (Oscilloscope Input Resistance)
Maximum Input Voltage	600 Volts DC Including peak AC
Working Temperature Range	-25 to +70°C
Cable Length	1.5 Metres

Also available with cable lengths of 2 & 3 metres, details on request.

each ~~\$31⁰⁰~~ **\$20⁰⁰**



SP100 Switch Selectable × 1/ × 10 Probe 3 Position Switch



× 1 POSITION	
Attenuation Ratio	1:1
Bandwidth	DC – 10 MHz
Rise Time	35 nS
Input Capacitance	55 p.F. + Oscilloscope Input Capacitance
Input Resistance	1 MΩ (Oscilloscope Input)
Maximum Input Voltage	600 Volts DC Including peak AC, derating with frequency
Working Temperature Range	-25 to +70°C
Cable Length	1.5 Metres

REF POSITION

Probe tip grounded via 9 MΩ resistor, oscilloscope input grounded

× 10 POSITION	
Attenuation Ratio	10:1
Bandwidth	DC – 100 MHz
Rise Time	3.5 nS
Input Capacitance	Nominal 16 p.F.
Compensating Range	10–60 p.F.
Input Resistance	10 MΩ When used with oscilloscopes which have 1 MΩ Input. (Probe resistance 9 MΩ ±1%)

Probe tip grounded via 9 MΩ resistor, oscilloscope input grounded

**Fits All
Makes & Model Scopes**


SP100 — ~~\$50⁰⁰~~ each \$25⁰⁰

P100 × 10 Oscilloscope Probe

Specification


Attenuation Ratio	10:1
Bandwidth	DC – 100 MHz
Rise Time	3.5 nS
Input Capacitance	Nominal 15 p.F.
Compensating Range	10–60 p.F.
Input Resistance	10 MΩ When used with oscilloscopes which have 1 MΩ Input. (Probe resistance 9 MΩ ±1%)
Maximum Input Voltage	600 Volts DC Including peak AC, derating with frequency
Working Temperature Range	-25 to +70°C
Cable Length	1.5 Metres

Also available with cable lengths of 2 & 3 metres, details on request.



\$20⁰⁰

~~\$40⁰⁰~~



ACNAP Circuit Analysis Program

Triumph over the number-crunching required for networks and active filter design with this circuit software.

By Bill Markwick

ACNAP is an AC electronic circuit analysis program written in Fortran, converted to machine code, and available for over 80 makes and models of microcomputers. It allows frequency response and phase measurements to be specified for any combination of up to 60 resistors, capacitors, inductors, and current sources (gain stages). It doesn't require complex engineering practices to operate, though it's assumed that you can manage simple models of amplifier circuits and can break amplifiers down into voltage-controlled current sources with input and output impedances in the right places (it's not as intimidating as it sounds).

After loading the program, you can either load in a previously saved circuit to tinker with it, or you can type in a new one. In the latter case, you'll see the main menu; its choices consist of functions like load, save, list components, change components, run the circuit, noise equivalent bandwidth and so on.

Entering a Circuit

Components are entered by specifying how they relate to their neighbours; this in turn is done by calling each junction of components a **node**. If you're not familiar with network theory, you'll soon get the

hang of it; node 0 is always ground, node 1 is always the input, and if you wanted to show a 10K resistor from the input to ground, for instance, you would enter:

```
RI: 10K
+ node: 1
-node: 0
```

An active filter is reprinted from the manual in **Fig. 1**, showing how the nodes work. It's cumbersome at first, but it soon flows along, and it's the best way to deal with components short of drawing the circuit with a light pen. After entering nodes, the component tolerance is listed. The same procedure is followed for all passive components; the final step is to specify the input and output resistances as well as the gain of the amplifier stage, if any. A 0.0 is typed in if a particular type of component is not in the circuit.

Testing and Running

Once all desired values are in, you can return to the main menu and list them. This will be your first surprise: ACNAP's one serious drawback is that it is *very* fussy about number formatting. Integers must look like 5.0 instead of 5, and prompts such as "number of nodes" must not,

or else the program sets your value to zero in the first case or crashes in the second.

However, this was the only major problem I encountered, and to be fair to the publishers, they've included a form asking for your opinion on how the software could be improved. To continue: once the values are to your liking, you can then run the program, specifying the bandwidth and number of sample points. After a few seconds, depending on how many sample points there are, you'll be presented with the readout shown in **Fig. 2**, giving the magnitude in decibels and the phase angle in degrees.

One minor complaint was that there is no way to quickly find the centre frequency, which is usually what you want to check right away just to make sure you didn't slip a digit and put your audio filter up in the megahertz region. One way to find it, I discovered, was to watch for the general frequency of interest (in the example, it would show as maximum gain, or minimum loss) and then re-run the circuit with lots of samples clustered around the area of the centre frequency. This allowed me to find it within a fraction of a Hertz.

Monte Carlo

If you're designing an uncritical circuit such as a simple lowpass, you'll probably

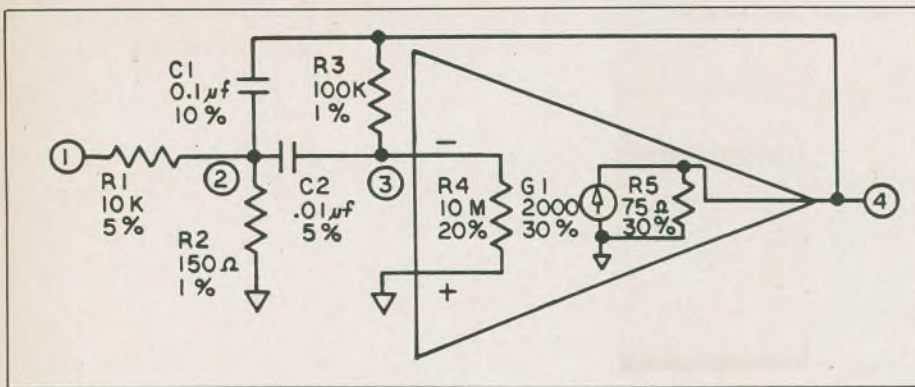


Fig. 1. The schematic of an active filter used as an ACNAP example.

be content with the expected variations due to component tolerances. However, if you're designing test gear, or very fussy active filters, component variations may cause effects far more serious than the percentage tolerance would indicate. ACNAP will "build" any number of circuits by computing magnitude and phase according to a random choice of component values within the specified tolerance.

As an example of how valuable this can be, I ran the test circuit shown for ten tries with 5 percent components. The variation in magnitude at 1300 Hertz from circuit to circuit was about 2.5 dB, not exactly precision performance. At this point, you might be tempted to stuff everything with .1 percent components, but there's a more efficient way:

Sensitivity

Return to the main menu, and you'll see "Compute Component Sensitivities". What you'll get is a list of magnitude and phase changes of the circuit over various frequencies as each component value is increased by 1 percent. Some components have a negligible effect; some cause the circuit performance to alter drastically.

Once you determine the culprit components, you can return to the main menu and change them to better tolerances and rerun the circuit, including the Monte Carlo.

Options and Others

ACNAP itself doesn't support graphics, but BV Engineering have other compatible software to do the job: PLOTPRO is a graph printing program for ACNAP, and generates graphs on any 80 or 132 column printer. It provides linear, semi-log, or logarithmic plots, including optional grid lines, and also labels anything on the graph. It costs \$49.95 US plus \$8.60 for airmail to Canada.

Another companion program (which we didn't have as we went to press) is the SPP, or Signal Processing Program. It gives the time domain response of the ACNAP circuit for any input waveform; it looks invaluable for transient response. It costs \$59.95 US plus \$8.60 for airmail to Canada.

Miscellaneous

Once the circuit data goes scrolling past you, there isn't any way to back up and review it; however, there's a printer tog-

gle so you can record how you're doing as you change components.


We received ACNAP in the Apple 56K CP/M format; it occupied about 38K of space on the disk. Circuits were saved as normal CP/M files, and could be transferred or deleted as usual. ACNAP also generated two other ASCII data files for each circuit; these were for the companion programs mentioned above.

Incidentally, you can also use the program for simple passive circuits as well; I designed a ladder attenuator by entering all the resistors and then specifying the same frequency for the minimum and maximum. Out came the loss in dB. Of course, you could always stick in a few parallel capacitors to represent stray capacitance.

In conclusion, I have the feeling that if I'd had ACNAP ten years ago, I could have saved an enormous amount of time when I was a circuit designer, and best of all, I could have run lots of computer simulations for optimising the circuit. Unless you have an obsession for breadboards and bits of wire, ACNAP is a superb tool for circuit design.

For further information, contact: BV Engineering, PO Box 3351, Riverside, Cal. 92519 (714) 781-0252. ■

MULTI-LAB



\$239.00 Kit \$289.00 Assembled

Want to simulate an industrial process?
Why not try our new interface card adaptable to any microcomputer provided with a serial or parallel ports.

THE "MULTI-LAB" will give you access to:

- 8 channels A/D converter
- D/A converter
- Mini-Led screen display
- 8 Seven segment digits display
- Hexadecimal keyboard
- 8 switches to simulate any status change during a process control.

These interfaces can be accessed individually, but are connected to a common bus. This permits access to one or more interfaces during the same process.

FREE!

Call or write for your free catalogue featuring the products we manufacture.

Add 3% shipping and handling. Quebec residents: add 9% P.S.T. Cheque, money order, visa accepted. Please print your name, visa no, expiration date & signature.

PROTEC MICROSYSTEMS INC
725 Decarie Suite 202, St Laurent, Que. H4L 3L4
Tlx 05-25134/PROTEC
(514) 744-3363

Frequency	Magnitude (dB)	Phase(Deg)
10.000	-60.643	-90.063
19.953	-54.642	-90.121
39.811	-48.636	-90.238
79.433	-42.612	-90.471
158.490	-36.517	-90.946
316.229	-30.127	-91.970
630.959	-22.379	-94.805
1258.929	-2.112	-149.656
2511.896	-21.250	95.473
5011.893	-29.356	92.152
10000.046	-35.815	91.025
<Enter 0 for main menu> 0		

Fig. 2. A listing of the magnitude and phase response of the circuit in Fig. 1.

More Computer Care



Well, you say that you didn't save that 12K Wordstar File after every paragraph or so, and you've lost your day's work? Dirty R/W heads giving your grief? Well there's help on the way.

The Computer Care Kit from RSI contains: anti-static spray, screen terminal cleaner, magnetic head cleaning solution, and a 5 1/4" head cleaning diskette. The price of the kit is \$44.95.

The Wet Process Diskette Kit

consists of two 5 1/4" head cleaning disks and a magnetic head cleaning solution. The Dry process Kit contains a single diskette. The cost of these two kits is \$24.95 and \$9.95 respectively.

For more information on these fine products contact: Stuart Manley, Budgetron Inc., 1601 Matheson Blvd., Mississauga, Ont., L4W 1H9, Telex 06-960172.

Circle No.56 on Reader Service Card

Boeing Vertol Company has awarded a \$2.9 million contract to Atlantis Flight Research of Downsview, Ontario, Canada. Atlantis will design and manufacture four maintenance trainer systems to help support Boeing Vertol-built U.S. Navy and Marine Corps H-46 Sea Knight helicopters.

During the 19 month contract, Atlantis will build two H-46 hydraulic systems simulators and two Automatic Flight Control System (AFCS) simulators. One of each will be used to train Navy/Marine helicopter maintenance technicians at the rework facilities in New River, North Carolina and Tustin, California.

"This contract to Atlantis Flight Research represents our continuing commitment to a productive relationship with the Canadian Aerospace Industry, one that yields competitively priced, high quality components, systems and subcontract work required to build and support our helicopters," said Joseph Mallen, president of Boeing Vertol. To date the Canadian dollar value of contracts awarded to 35 Canadian suppliers exceeds \$170 million.

Torontel Technology Systems Limited, a newly-formed Canadian company specializing in high technology information systems and equipment, has been appointed eastern distributor for Robot Research Inc. of San Diego, California — world's largest manufacturer of phone-line video systems. Victor Pacione, president, also announced that the company will also design and manufacture custom systems for teleconferencing, tele-medicine, tele-education, security systems and other sophisticated software application systems. "Our objective is to provide business, government, industry and institutions with the latest innovative information resources cost-effectively and efficiently. Our appointment as distributor for Robot Research Inc. and our internal resource base, provides Canadian organizations with a single-source facility from design through to installation and after-service", states Mr. Pacione. Torontel Technology Systems Limited is located at: 205 Riviera Drive, Markham, Ontario, (416) 475-9455.

Circle No.54 on Reader Service Card

Further, we have yet to locate a reliable source for the Power 3000 computer, but we're still looking.

Shop Around And Compare Mail Order Service



AppleTM is a registered trademark of Apple Computers Inc.

Quality Products and Services Discount Prices Now In Western Canada

<p>★ CD-80 PRINTER ★ ONLY \$369⁹⁵</p> <p>80 cps; 640 dots/line/sec; feed time approx 200 msec @ 4.23 mm; up to 142 col. (compressed print); Adjustable sprocket pin feed plus friction feed; Bi-directional Printer Parallel 1/F with printer \$51.00 CP-80 Cartridge \$12.65</p>	<p>★ DISK DRIVES ★</p> <p>Shugart SA-390 for Apple and Apple compatibles; full height; 40 tracks; 163K BYTES. One Year Warranty \$249.95 Chincon C-40 for Apple and Apple compatibles; slimline; direct drive; 40 tracks; access time 6 msec. 163K BYTES. One Year Warranty \$254.95 Disk Drive 1/F with disk drive \$46.00</p>	<p>★ 6502 CASES ★</p> <p>Standard \$29.95 With numeric key pad \$39.95 Standard with key board \$108.95 Standard with n.k.p. in key board \$128.95</p>	<p>★ APPLE PERIPHERALS ★</p> <p>Disk drive 1/F \$ 49.95 Printer 1/F w/cable \$ 54.95 80 col (manual) 1/F \$ 74.95 80 col (auto) 1/F \$ 79.95 Eprom writer (2716, 2732, 2764) \$ 68.20 Z-80 soft CPM \$ 51.75 Buffer \$ 84.70 Buffer 16K EX 64K \$149.60 Micro Buffer 32K \$156.20 Grappler \$ 69.30 Grappler/buffer 16K EX 64K \$214.50 Integer \$ 52.90 16K RAM w/cable \$ 54.05 128K RAM \$236.50 16K language \$ 60.50 Speech \$ 55.00 Music \$ 69.30 Clock \$ 85.80 RS 232S (serial) \$ 49.50 RS 232C (comm) \$ 63.80 RS 232SS (super) \$134.20 Wild card \$ 50.60 90 DAY WARRANTY</p>
<p>★ 6502 MICROPROCESSOR ★</p> <p>48K RAM; 8 expansion slots; Apple II compatible; numeric keypad; 90 day warranty \$399.00 64K RAM; 8 expansion slots; Apple II compatible; numeric keypad; 90 day warranty \$449.00</p> <p>Catalogues Available</p>	<p>★ DISK DRIVE CASES ★</p> <p>Slim horizontal \$13.20 Full height horizontal \$16.50 1 Full or 2 slim vertical \$19.25 Dual slim horizontal \$49.50</p> <p>"Y" Power Cable D.D. \$14.30</p> <p>64K RAM kit 4164-150ns; 9 Memory Chips \$640⁰⁰ or \$750⁰⁰ each</p> <p>R.F. Modulation Kits Without Sound \$1495</p> <p>Cooling Fan With Surge Protector \$304⁸</p> <p>Power Bar \$1840</p> <p>Apple II and Apple II + Joysticks \$229⁵</p>	<p>★ KEYBOARDS ★</p> <p>Standard \$79.00 With numeric key pad \$89.00</p>	<p>★ DISKETTES ★</p> <p>50 SS DD \$ 79.00 100 SS DD \$150.00 500 SS DD \$719.00 Prices include jackets, labels & write protect tabs.</p>
<p>For our U.S. Readers: P.O. Box 15485, Santa Ana, Calif. 92705 Call: 1-714-953-9105 See our ad in BYTE for U.S. prices</p>		<p>★ MOTHERBOARDS ★</p> <p>48K stuffed & tested \$281.75 64K stuffed & tested \$322.00</p>	<p>★ CLEANING KIT ★ dry kit for cleaning disk drive heads \$995</p> <p>IF WE DON'T LIST IT ASK FOR IT</p>
<p>dana's computer discount P.O. Box 6295, Station C Edmonton, Alberta Canada T5B 4K6 Tel: (403) 429-4718</p>		<p>★ POWER SUPPLIES ★</p> <p>Apple compatible \$76.95</p>	<p>We accept Certified Cheques, Money Orders, Bank Transfers, C.O.D.s, VISA and Mastercard. VISA and Mastercard add 3%. Cheques require bank clearance. All order shipped Freight Collect. All subject to availability, acceptance and verification. All sales final. Prices subject to change without notice. Orders normally shipped within 48 hours of payment.</p>

Test Cable — 4mm Banana 126074

Coaxial test cable; length 1.15m, characteristic impedance 50 OHM, cable capacitance 12pF. Input voltage max. 500V_p. **\$10.40**

Test Cable BNC-BNC 126023

Coaxial test cable; length 1.2m, characteristic impedance 50 OHM, cable capacitance 126pF. Input voltage max. 500V_p. **\$9.48**

Adapter 4mm Banana to BNC T627

Two 4mm binding posts (19mm between centers) to standard BNC male plus. Input voltage max. 500V_p. **\$11.50**

50 OHM Through-Termination 805-53-000

For terminating systems with 50 OHM characteristic impedance. Maximum load 2W. Max. voltage 10V_{ms}. **\$26.17**

Carrying Cases

- For HM203-1 and HM203-3 HZ42 **\$66.00**
- For HM312, HM412, HM512, and HM705 HZ43 **\$48.00**
- For HM307, HZ62, and HZ64 HZ44 **\$39.00**
- For HM103 HZ45 **\$39.00**
- For HM203-5, HM 204 and HM605 HZ46 **\$73.50**

Viewing Hoods HZ47

For HM203, HM204, HM208, HM605, HM705, HM808, HM312, HM412, HM512, and HM812 **\$14.00 ea.**


Scope Tester HZ60

For checking the Y amplifier, timebase, and compensation of all probes, the HZ60 provides a crystal-controlled, fast-rising (typ.3ns) square-wave generator with switchable frequencies of 1, 10, 100kHz, and 1MHz. Three BNC outputs provide signals of 25mV_{pp} into 50 OHM, 0.25V_{pp} (open circuit for 10X and 100X probes); accuracy ± 1%. Battery-powered or AC supply operated (optional). **\$63.75**


Component Tester HZ65

Indispensable for trouble-shooting in electronic circuits. Single component and in-circuit tests are both possible. The HZ65 operates with all scopes, which can be switched to X-Y operation (ext. horizontal deflection). Non-destructive tests can be carried out on almost all semiconductors, resistors, capacitors, and coils. Two sockets provide for quick testing of the 3 junction areas in any small power transistor. Other components are connected by using 2 banana jacks. Test leads supplied.

Examples of Test Display



LIST \$75.00



20 MHz Standard Oscilloscope

Y: 2 channels, DC-20MHz, max. sensitivity 2 mV/cm;
X: 0.2s/cm-20ns/cm incl. x10 magnification;
triggering up to 40MHz; Component Tester.

The **HM203** series is **Western Europe's best-selling oscilloscope**. Both vertical amplifiers incorporate **variable gain controls**, and maximum input sensitivity is **2 mV/cm** over the full bandwidth of the oscilloscope. Another feature permits display of the **sum and difference** of two signals.

Triggering facilities have also been expanded. In addition to **line** and **TV** triggering, **HF** and **DC triggering** are possible. The HM203-5 will **trigger** stably with a 5mm display height up to at least **40 MHz**. Using the manual level control, even relatively complex signals can be stably triggered. The time resolution in horizontal direction is increased now, including **x10 magnification**, to max. **20 ns/cm**.

An 8x10cm **internal graticule** permits **parallax-free viewing** over a wide angle. The effect of the earth's magnetic field upon horizontal trace position can be compensated for, externally, with a **trace rotation** control.

The **HM203-5** has a built-in **Component Tester**, which is especially useful in maintenance and servicing work. Among other applications, this device enables rapid **in-circuit testing** of semiconductors. Test voltage and current are rated so that normal semiconductors or other components cannot be damaged. **Test results are displayed on the scope screen.**

The **HM203-5** was designed for **general purpose applications** in industry and service. Its many operating modes, front panel layout, and **ease of operation** also make it an ideal oscilloscope for use in training engineers and technicians.



\$835.00
FST included



980 Alness St. Unit 7,
Downsview, Ontario
M3J 2S2
(416) 661-5585
TELEX 065-28169

Mon-Fri 8-5 pm, Sat 10 am-1 pm

Circle No. 6 on Reader Service Card

**DRINKING
DRIVING**



When we say don't drink and drive, we're not just talking about liquor. Twelve ozs. of beer, a 5½ oz. glass of wine and 1½ ozs. of spirits – they all contain the same amount of alcohol. So they're all equally wrong to mix with driving.

And, for that matter, just as wrong to abuse at any time.

Seagram

*We believe in moderation and
we've been saying so since 1934.*

P.O. Box 847, Stn. H, Montreal, Quebec H3G 2M8

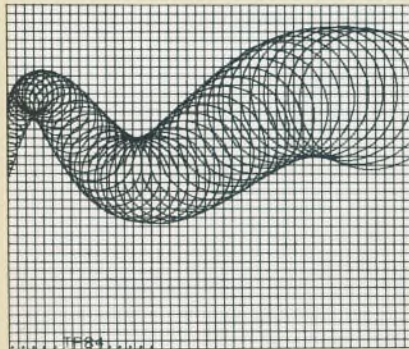
**new
for '85**

4 Colour Printer-Plotter

**Draws clear Hi-Res
Graphics, Charts, and
Text in 4 Selectable
Colours**

THIS IS A SAMPLE OF
THE NEW PL1 PLOTTER
PRINTS TEXT IN ANY
case (upper & lower) and
any

S I Z E



- * Connects to any computer with Centronics (parallel) interface
- * Can be easily programmed for basic (complete operating manual supplied)
- * Change colours instantly at any time
- * Variable sized text, selectable from 1 to 80 columns!
- * Can print in 4 directions (e.g. upside down, sideways, ect)
- * Includes 4 Long-Life colour plotting pens and 1 roll of paper (4" width)

Gladstone Electronics is proud to introduce a new standard in printer plotters. The fine resolution will amaze you. It can even print up to 80 columns in a small but easily readable type format. Print size is totally selectable in any number of characters per line, from 1 to 80. Uses standard paper (not thermal). The new PL-1 printer plotter from Gladstone Electronics. ETI loved it. You will too. Order today

**only
\$249⁹⁵
model PL-1**



**as
featured
in ETI**

STANDARD PARALLEL INTERFACES. If your computer does not have a Centronics output, this chart indicates what you will need to order:

COMPUTER	CENTRONICS INTERFACE	MODEL:	PRICE
C-64/V20	Cardco G interface & cable		\$129.95
2068 Timex	CI-2068 interface & cable		\$169.95
ZX81/ TS1000	CI-1000 interface & cable		\$159.00
Apple	or clone for II, II ±, IIe		
	Pic card & cable		\$124.95
Apple 2c	Model 1 Granny Smith & cable		\$199.95
Macintosh	Model 2 Granny Smith & cable		\$219.95

PSION ORGANISER \$199⁹⁵

Price includes free 8K data pack and utility pack
As reviewed in ETI December, 84, the world's first practical pocket computer — (that actually fits in your pocket).



A unique Invention that will change the way you work.

- * Plug in EPROMS (electrically pro-grammable, read only memories) which function as "disk" drives
- * only 5 1/4" x 3" by 1"
- * weighs only 8 oz.
- * Save and recall up to 32K program/data using 2 16K Eproms
- * Built-in database manager and a 16 character display with full scrolling over each record up to 2000 characters long
- * In stock software library
- * Write/save your own programs
- * Communications available with RS-232 link-up pack
- * Programming language included in finance math, and science packs

* Retains all data even when turned off or battery is disconnected.

READY TO RUN SOFTWARE:

P21 Science Pack	\$ 79.95	P26 8K Datapak	\$ 34.95
P22 Math Pack	\$ 79.95	P27 Formmater	\$119.95
P23 Finance Pack	\$ 79.95	P28 Format Service	\$ 10.00
P24 Link-up Pack	\$119.95	(lots more on the way!)	
P25 16K Datapak	\$ 49.95		

Now available at Gladstone

SINCLAIR QL \$799⁹⁵

**the most
significant
computer
launch
of the 80's ...**



32-bit Processor, 128K Memory. Two built-in microdrives. High resolution colour. Includes software: word processing, database management, spread sheet & graphics.

System Configuration Basic system for \$799.95 includes two processors, two custom-designed control chips, 128K main memory (expandable), operating system, programming language, full-size 65-key QWERTY keyboard, twin QL Microdrives (100K-byte capacity each with 3.5 seconds average access time), four software programs on Microdrive cassette (word processing, spreadsheet, database management, graphics), four blank Microdrive cassettes, power supply, connecting cables and adapters for TV, monitor and LAN.

QL orders now being taken for deliveries to start in late January.

As with all new SINCLAIR products we expect the initial demand to be greater than the supply available.

Order now. All orders will be filled in sequence. Call toll free. Have your credit card number and expiry date ready. A \$200.00 deposit will hold your order sequence, balance will be billed when shipment is made.

If you prefer, mail you cheque for \$200.00 with your order for C.O.D. balance when shipped.

To save C.O.D. charges, send payment in full with a \$5.00 shipping and insurance.

**Order toll free — have your credit card ready
1-800-268-3640 (to place orders only)
Product Information (416) 787-1448**

PHONE OR WRITE
for our new Gladstone Electronics catalogue.

NOTES ABOUT ORDERING
Personal cheques must clear bank before shipment. CODs are accepted when accompanied by 20% deposit. Shipments are fully insured. Cost of insurance and shipping is added on order — add 5% to cover estimated cost. ANY EXCESS WILL BE CREDITED. Most orders are filled immediately.

GLADSTONE ELECTRONICS

1736 Avenue Rd.,

Toronto, Ontario M5M 3Y7

**Our
20th Year**

Before You Buy Any New Test Equipment



Consider the newest member of the Huntertron troubleshooting family.

The Huntertron Tracker model 2000 is a general purpose test instrument which qualitatively evaluates digital, analog or hybrid semiconductor devices and reactive components. In-circuit or out-of-circuit tests may be performed with equal ease. **NOW** quickly locate component failures in solid state circuits . . . **in-circuit, power-off.** Screen new parts to be sure they will work. Locate intermittents, shorts or leakage problems faster and easier than you could ever imagine possible. Many faults which previously were difficult or impossible to isolate will be a thing of the past.

Contact us today for a demonstration and see what the Huntertron Tracker can do to save time, effort and money.

CYPRUS PRODUCTS INC.



Head Office: 7648 Heather St., Vancouver, B.C.
V6P 3R1 Telephone (604) 327-8814
Toronto Office: (416) 666-3622 or
Ontario Toll-Free 1-800-263-2675