

QST


January, 1951

40 Cents

45c in Canada


devoted entirely to

amateur radio




for Military Components


UTC was the largest supplier of transformer components in World War II. Present UTC production is on a similar basis. Illustrated below are a few of the thousand military types in UTC 1950 production.




Carrier frequency filter Aircraft low frequency filter Plate transformer.




Typical hermetically sealed power transformers for 60 cycle service.



Hermetically sealed audio and pulse transformers.



60 cycle and 400 cycle components hermetically sealed and fastenerized.



Miniaturized audio units, magnetic amplifiers, etc.

United Transformer Co.

150 VARICK STREET • NEW YORK 13, N. Y.
EXPORT DIVISION: 13 EAST 40th STREET, NEW YORK 16, N. Y. CABLES: "ARLAB"

HIGH POWER AT 2 METERS



Get it easily, get it cleanly
... with the GL-592 triode!


ROBUST performance—a BIG signal that commands attention—these are one chapter of the GL-592 story. Here's a tube, usable up to 150 mc at full ratings, which will take 700 w phone input. A pair will handle a cool-as-January kilowatt.

Smoothly, cleanly, too, with few parasitics! For along with power goes ease of tube installation and operation. Look at the GL-592 to learn why. Everywhere you'll observe short, low-inductance leads—indispensable in h-f work.

Silver-plated externally for better conductivity, these leads are solidly braced for strength. GL-592's a tough, "can-take-it" tube! The unit seal and anode terminal, with no cemented cap or screw connections—the large cap-seals elsewhere of matching metal and glass—mean extra dependability, long life.

Moreover . . . as always with G-E tube design . . . there's that *something special* which translates into tip-top performance. How can the GL-592's carbon anode dissipate up to 225 w (phone) and 300 w (CW)? Zirconium-coating is the answer. It permits bright-orange temperatures without gassing.

Call at your G-E tube distributor today to inspect this high-power champion of the 2-meter band. Or write *Electronics Department, General Electric Company, Schenectady 5, New York.*



GL-592

Typical Operation, Class C Telephony, ICAS

Filament voltage	10 v
Filament current	5 amp
Plate voltage	2,800 v
current	250 ma
input	700 w
dissipation	225 w
Frequency at max ratings	150 mc

● As is true with other G-E modern h-f transmitting tubes (such as the GL-4D21/4-125A and GL-4-250A/5D22), the GL-592 attains its high watts-per-dollar value by taking advantage of a small amount of forced-air cooling. An ordinary 8" household fan, or a small furnace-type or other blower, is all you need.

ELECTRONIC TUBES OF ALL TYPES FOR THE RADIO AMATEUR

GENERAL  **ELECTRIC**


184-KA1

SERIAL NO. 1 OF THE 75A-2 GOES TO WØHBG

Dick Bellew, WØBFY, Clyde Hendrix, WØHBG, and Art Collins, WØCXX, watch Leo Wilkins, WØAUQ, finish assembling the first Collins 75A-2 receiver to leave the assembly line. Hendrix, perennial purchaser of Serial No. 1 models of Collins ham equipment, again demonstrated his complete confidence by ordering sight-unseen, many months ago. He drove from Clinton, Iowa, to the Collins factory to take delivery.



For the best in amateur radio, it's . . .



COLLINS RADIO COMPANY, Cedar Rapids, Iowa

11 West 42nd Street, NEW YORK 18

2700 West Olive Avenue, BURBANK

PUBLISHED, MONTHLY, AS ITS OFFICIAL ORGAN, BY THE AMERICAN RADIO RELAY LEAGUE, INC., AT WEST HARTFORD, CONN., U. S. A.; OFFICIAL ORGAN OF THE INTERNATIONAL AMATEUR RADIO UNION

STAFF

Editorial
A. L. BUDLONG, W1BUD
Editor

HAROLD M. McKEAN, W1CEG
Managing Editor

GEORGE GRAMMER, W1DF
Technical Editor

DONALD H. MIX, W1TS
BYRON GOODMAN, W1DX
Assistant Technical Editors

EDWARD P. TILTON, W1HDQ
V.H.F. Editor

RICHARD M. SMITH, W1FTX
C. VERNON CHAMBERS, W1JEQ
Technical Assistants

ROD NEWKIRK, W9BRD
DX Editor

WALTER E. BRADLEY, W1FWH
Technical Information Service

Production
RALPH T. BEAUDIN, W1BAW
Production Manager

NANCY A. PRICE
Assistant

Advertising
F. CHEYNEY BEEKLEY, W1GS
LORENTZ A. MORROW, W1VG
EDGAR D. COLLINS

Circulation
DAVID H. HOUGHTON
Circulation Manager

RALPH T. BEAUDIN, W1BAW
Assistant Circulation Manager

OFFICES

38 La Salle Road
West Hartford 7, Connecticut
TEL.: 3-6268 TWX: HF 88

Subscription rate in United States and Possessions, \$4.00 per year, postpaid; \$4.25 in the Dominion of Canada, \$5.00 in all other countries. Single copies, 40 cents. Foreign remittances should be by international postal or express money order or bank draft negotiable in the U. S. and for an equivalent amount in U. S. funds.

Entered as second-class matter May 29, 1919, at the post office at Hartford, Connecticut, under the Act of March 3, 1879. Acceptance for mailing at special rate of postage provided for in section 1102, Act of October 3, 1917, authorized September 9, 1922. Additional entry at Concord, N. H., authorized February 21, 1929, under the Act of February 28, 1925.

Copyright 1951 by the American Radio Relay League, Inc. Title registered at U. S. Patent Office. International copyright secured. All rights reserved. *Quedan reservados todos los derechos.* Printed in U.S.A.

-CONTENTS-

"It Seems to Us . . ."	9
In QST 25 Years Ago This Month	10
Our Cover	10
Feed-Back	10
Silent Keys	10
A Single-Control Low-Power Transmitter <i>Richard M. Smith, W1FTX</i>	11
The Case for Homemade Receivers	17
New Apparatus — Single-Sideband Transmitter	20
A New Adventure in Ham Radio <i>G. Durham Ipock, W4EFX/3</i>	21
Happenings of the Month	22
A Sensitive Field-Strength Meter <i>Byron Goodman, W1DX</i>	24
Announcement — 4th V.H.F. Sweepstakes, Jan. 13th-14th <i>F. E. Handy, W1BDI</i>	26
United States Naval Reserve	28
A Wide-Range Test Oscillator . . . <i>Julius Galin, W1LOP</i>	29
Announcement — 17th ARRL International DX Competition	32
How's DX?	35
Hints and Kinks	38
Military Amateur Radio System	39
V.H.F.: Why — How — When? (Part I) <i>Edward P. Tilton, W1HDQ</i>	40
The World Above 50 Mc.	42
New Apparatus — Miniature Magnatron	45
U.S.A. Calling	45
Operating News	46
With the AREC	48
Station Activities	53
ARRL QSL Bureau	90

INDEXED BY
INDUSTRIAL ARTS INDEX

New **AC-DC** *Version of*
AN OLD FAVORITE...



hallicrafters
S-77

NOW AVAILABLE! \$99.95

Improved AC-DC version of the famous S-40B—the world's most popular ham receiver. What's the secret behind such popularity? Just good sound engineering—a stable straightforward circuit with plenty of what you want—at a price within reach of everyone.

One r-f, two i-f stages. Temperature compensated. Series type noise limiter. Micro-set iron core i-f coils. Separate electrical bandspread. Improved cabinet construction. Built-in PM speaker. 7 tubes plus rectifier.

EXPORT REPRESENTATIVES: Canadian Radio Manufacturers Corp., Toronto;
Philips Export Corp.; Ortiz Brothers International

hallicrafters
"The Radio Man's Radio"

WORLD'S LEADING MANUFACTURER OF PRECISION RADIO & TELEVISION • CHICAGO 24, ILLINOIS

SOLID AS A ROCK



PRs STAY PUT! In aircraft, in the marine, in broadcast and point-to-point, in police and military installations . . . in fact, wherever frequencies MUST be in channel . . . you will find PRs on the job. PRs for commercial service are precision made . . . low drift cut for the utmost in stability . . . with temperature coefficient less than 2 cycles per megacycle per degree Centigrade . . . cali-

brated within .005 per cent of specified frequency . . . contamination and moisture-proof . . . weight less than $\frac{3}{8}$ ounce. Power output is exceptional, both for fundamental and harmonic oscillators. Since 1934 PR has become a standard of excellence for crystal controls . . . in all fields—commercial, amateur and industrial. It's no wonder that amateurs prefer PRs in their rigs at all frequencies.

PR

Crystals



USE **PR** AND **KNOW** WHERE YOU ARE

PETERSEN RADIO COMPANY, INC.
2800 W. BROADWAY • COUNCIL BLUFFS, IOWA

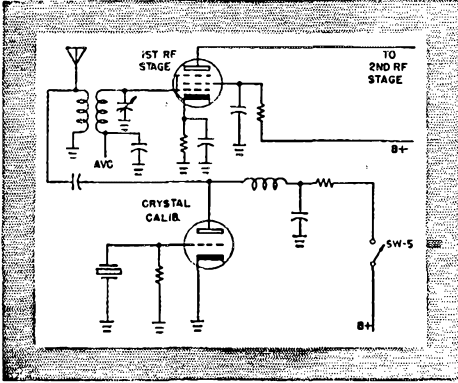
Section Communications Managers of the ARRL Communications Department

Reports Invited. All amateurs, especially League members, are invited to report station activities on the first of each month (or preceding month) direct to the SCM, the administrative ARRL official elected by members in each Section. Radio Club reports are also desired by SCMs for inclusion in *OST*. All ARRL Field Organization appointments are now available to League members. These include ORS, OES, OPS, OO and OBS. Also, where vacancies exist SCMs desire applications for SEC, EC, RM, and PAM. In addition to station and leadership appointments for Members, *all amateurs* in the United States and Canada are invited to join the ARRL Emergency Corps (ask for Form 7).

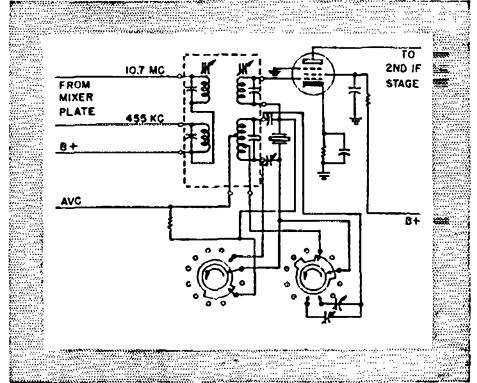
ATLANTIC DIVISION			
Eastern Pennsylvania Maryland-Delaware-D.C. Southern New Jersey Western New York Western Pennsylvania	W3BES W3BWT W2ASG W2PGT W3KWL	Jerry Mathis Eppa W. Darne Dr. Luther M. Mkitarian Harding A. Clark Ernest J. Hlinsky	617 Crescent Ave. 132 Tennessee Ave., N.E. 500 Warwick Road RFD 2 509 Beechwood Ave.
Illinois Indiana Wisconsin	W9EVJ W9RE W9RQM	Lloyd E. Hopkins W. E. Monigan Reno W. Goetsch	27 Lynch St. 1504 East Ewing 929 S. 7th Ave.
North Dakota	W0JWY	Rev. Lawrence C. Strandenaes	St. Andrew's Church
South Dakota Minnesota	W0NGM W0RA	J. S. Foasberg John B. Morgan	509 Idaho Ave., S.E. 1411 Summit Ave.
Arkansas Louisiana Mississippi Tennessee	W5DRW W5GHF W5DLA W4AFI	Dr. John L. Stockton Robert E. Barr J. C. Wallis D. G. Stewart	P. O. Box 302 Box 446 2406 Kelly St. McAlice Drive
Kentucky* Michigan Ohio	W4NBV W8AQO W8IGW	Rev. Lynn C. White Robert B. Cooper Leslie Misch	104 Mound St. 132 Guild St., N.E. 21380 Mastick Rd.
Eastern New York N. Y. C. & Long Island Northern New Jersey	W2CLL W2OBI W2NKD	George W. Sleeper George V. Cooke Thomas J. Ryan, jr.	76 Fuller Road 88-31 239th St. 1082 Anna St.
Iowa Kansas Missouri* Nebraska	W0PPI W0ICV W0IHI W0OFD	William G. Davis Earl N. Johnston H. Glenn Lipscomb Scott E. Davison	3rd St. 624 Roosevelt 400 Iderson Drive 433 North Nye Ave.
Connecticut Maine Eastern Massachusetts Western Massachusetts New Hampshire Rhode Island Vermont	W1VB W1VV W1ALP W1EOB W1INC W1CJH W1NLO	Walter L. Glover Manley W. Haskell Frank L. Baker, jr. Victor W. Paounoff Norman A. Chapman Roy B. Fuller Burtis W. Dean	6 Glover Ave. 15 Hemlock St. 91 Atlantic St. 26 Denton Circle 98 South St. 17 Ledge Road P. O. Box 81
Alaska Idaho Montana Oregon Washington	KL7IG W7IWU W7KQJ W7MO W7CZY	Charles M. Gray Alan K. Ross Edward G. Brown J. E. Korlen Laurence Sebring	Box 1237 2105 Irene St. 421 Yellowstone Ave. 519 N.W. Ninth Route 2, Box 384
Hawaii Nevada Santa Clara Valley East Bay San Francisco Sacramento Valley San Joaquin Valley	KH6HJ W7BVZ W6LZL W6TI W6ATO W6ZF W6FVM	Dr. Robert Katsuki Carroll W. Short, jr. Roy I. Couzin Horace R. Greer R. F. Czeikowitz Ronald G. Martin E. Howard Hale	1817 Wilhelmina Rise 1608 Arizona St. 7 Englewood Ave. 414 Fairmount Ave. 243 Colon Ave. 2638 13th St. 741 E. Main St.
North Carolina South Carolina Virginia West Virginia	W4DCO W4AZT W4FF W8JM	Herman P. Joltz Wade H. Holland H. Edgar Lindauer Donald B. Morris	P. O. Box 48 P. O. Box 116 Route 1, Box 431 303 Home St.
Colorado Utah Wyoming	W0TQZ W7SP W7KRV	M. W. Mitchell Leonard F. Zimmerman Marion R. Neary	1959 Uinta St. House 4 Box 215
Alabama* Eastern Florida Western Florida Georgia West Indies (Cuba-P.R.-V.I.) Canal Zone	W4HFL W4FWZ W4ACB W4ZD KP4DJ KZ5AW	Percy Sexton John W. Hollister S. M. Douglas, jr. James P. Born, jr. William Werner Everett R. Kimmel	6 Johnson Circle 4809 Springfield Blvd. P. O. Box 3 25 First Ave., N.E. 563 Ramon Ilovot Box 264
Los Angeles Arizona San Diego	W6VIM W7MID W6VYM	Virge A. Gentry, jr. Jim Kennedy Mrs. Ellen White	2156 W. 108th St. 4511 N. 8th St. 3677 Wightman St.
Northern Texas Oklahoma Southern Texas New Mexico*	W5BKH W5AHT/AST W5BDJ W5BIW	William A. Green Frank E. Fisher Ammon O. Young Richard J. Matthias	1834 University Blvd. 104 East 11th St. 4803 Eli St. P. O. Box 548
Maritime (Nfld. & Labr. att.)	VE1DQ	A. M. Crowell	69 Dublin St.
Ontario	VE3IA	G. Eric Farquhar	16 Emerald Crescent
Quebec	VE2GL	Gordon A. Lynn	R.R. No. 1
Alberta British Columbia Yukon	VE6MI VE7FB VE8AK	Sydney T. Jones Ernest Savage W. R. Williamson	P. O. Box 373 4553 West 12th Ave. P. O. Box 534
Manitoba Saskatchewan	VE4AM VE5HR	A. W. Morley Harold R. Horn	26 Lennox Ave. 1044 King St.

* Officials appointed to act temporarily in the absence of a regular official.


Two Reasons Why The SX-62 Tops Other Broadcast Receivers



CALIBRATION OSCILLATOR for determining exact frequency at any time. A flip of toggle switch SW-5 feeds a 500 kc unmodulated signal into the antenna coil; amplified harmonics appear at 500 kc intervals on all bands up to 32 Mc. Just zero beat the tuning gang with the nearest harmonic and use the "Reset" control to correct the dial pointer.



SIX POSITION SELECTIVITY control. Here's that extra bit of flexibility no experienced listener would be without. The three sharpest positions use the Xtal bridge circuit above. The other three positions effect necessary changes by varying the coupling in later IF coils not shown. 10.7 Mc IF is used on two highest bands.



SX-62—\$289.50

BEFORE YOU BUY—or let an SWL friend buy—see and try the SX-62. There is no other set in the world like it. None with such frequency range—540 kc to 110 Mc, such ease of tuning—over 150 stations marked on the dial, or such flexibility of control. Truly, a radio that is all radio! Other features include temperature compensated oscillator with voltage regulator, two RF and 3 IF stages, 14 tubes plus rectifier and regulator.

the hallicrafters co.

4401 W. Fifth Ave., Chicago 24, Ill.

THE AMERICAN RADIO RELAY LEAGUE, INC.,

is a noncommercial association of radio amateurs, bonded for the promotion of interest in amateur radio communication and experimentation, for the relaying of messages by radio, for the advancement of the radio art and of the public welfare, for the representation of the radio amateur in legislative matters, and for the maintenance of fraternalism and a high standard of conduct.

It is an incorporated association without capital stock, chartered under the laws of Connecticut. Its affairs are governed by a Board of Directors, elected every two years by the general membership. The officers are elected or appointed by the Directors. The League is noncommercial, and no one commercially engaged in the manufacture, sale or rental of radio apparatus is eligible to membership on its board.

"Of, by and for the amateur," it numbers within its ranks practically every worth-while amateur in the nation and has a history of glorious achievement as the standard-bearer in amateur affairs.

Inquiries regarding membership are solicited. A bona fide interest in amateur radio is the only essential qualification; ownership of a transmitting station and knowledge of the code are not prerequisite, although full voting membership is granted only to licensed amateurs.

All general correspondence should be addressed to the Secretary at the administrative headquarters at West Hartford, Connecticut.



Past Presidents

HIRAM PERCY MAXIM, W1AW, 1914-1936
EUGENE C. WOODRUFF, W8CMP, 1936-1940

• • • • •

Officers

President GEORGE W. BAILEY, W2KH
New York, N. Y.

Vice-President WAYLAND M. GROVES, W5NW
Odessa, Texas

Secretary A. L. BUDLONG, W1BUD
West Hartford, Connecticut

Communications Manager FRANCIS E. HANDY, W1BDI
West Hartford, Connecticut

Treasurer DAVID H. HOUGHTON
West Hartford, Connecticut

• • • • •

General Counsel PAUL M. SEGAL
816 Connecticut Ave., Washington 6, D. C.

Assistant Secretaries JOHN HUNTOON, W1LYG
RICHARD L. BALDWIN, W1KE HARRY PASTON, W1DJV
West Hartford, Connecticut

DIRECTORS

President
GEORGE W. BAILEY, W2KH
1 East 79th St., New York 21, N. Y.

Vice-President
WAYLAND M. GROVES, W5NW
P. O. Box 588, Odessa, Texas

Canadian General Manager
ALEX REID, VE2BE
240 Lorain Ave., St. Lambert, P. Q.
Alternate: William W. Butchart, VE6LQ
10740 107 St., Edmonton, Alta.

Atlantic Division
WALTER BRADLEY MARTIN, W3QV
1033 Arbuta Rd., Abington, Pa.
Alternate: Henry W. Wickenhiser, Jr., W3KWA
1112 State Ave., Coraopolis, Pa.

Central Division
WESLEY E. MARRINER, W9AND
824 College Ave., Dixon, Ill.
Alternate: Charles F. Reberg, W9MVZ
3900 W. 10th Ave., Gary, Ind.

Dakota Division
GOODWIN L. DOSLAND, W0TSN
Moorhead, Minn.
Alternate: Alfred M. Gowen, W0PIR
325 S. Menlo Ave., Slouss Falls, S. D.

Delta Division
VICTOR CANFIELD, W5BSR
P. O. Box 965, Lake Charles, La.
Alternate: George S. Acton, W5BMM
Plain Dealing, La.

Great Lakes Division
JOHN H. BRAAB, W8SPF
417 Ford Bldg., Detroit 26, Mich.
Alternate: Harold E. Stricker, W8WZ
247 W. 3th St., Marysville, Ohio

Hudson Division
JOSEPH M. JOHNSTON, W2SOX
423 Monmouth Ave., Bradley Beach, N. J.
Alternate: George V. Cooke, Jr., W2OBU
88-31 239th St., Bellerose 6, L. I., N. Y.

Midwest Division
LEONARD COLLETT, W0DEA
Civil Aeronautics Administration
Box 776, Joplin, Mo.
Alternate: Alvin G. Keyes, W0KTQ
1201 Merchants Nat'l Bank Bldg., Cedar Rapids, Ia.

New England Division
PERCY C. NOBLE, W1BVR
37 Broad St., Westfield, Mass.
Alternate: Frank L. Baker, Jr., W1ALP
91 Atlantic St., North Quincy 71, Mass.

Northwestern Division
R. REX ROBERTS, W7CPY
837 Park Hill Drive, Billings, Mont.
Alternate: Karl W. Welngarten, W7BG
3219 N. 24th St., Tacoma 7, Wash.

Pacific Division
KENNETH E. HUGHES, W6CIS
310 W. Orange Ave., So. San Francisco, Calif.
Alternate: C. Porter Evans, W6HF
134 Dracena Ave., Piedmont 11, Calif.

Roanoke Division
WILLIAM H. JACOBS, W4CVQ
328 Circle Drive, Fayetteville, N. C.
Alternate: Gus M. Browning, W4BPD
135 Broughton St., S. E., Orangeburg, S. C.


Rocky Mountain Division
FRANKLIN K. MATIJKKA, W0DD
P. O. Box 212, Estes Park, Colo.
Alternate: Ramon S. Walker, W9OWP
P. O. Box X, Brush, Colo.

Southeastern Division
LAMAR HILL, W4BOL
104 Myrtle, Cochran, Ga.
Alternate: William P. Sides, W4AUP
Fleming Road, Montgomery, Ala.

Southwestern Division
JOHN R. BRIGGS, W6KW
10412 Don Pico Rd., RFD 2, Spring Valley, Calif.
Alternate: Walter R. Joss, W6EKM
1315 N. Overhill Drive, Inglewood 3, Calif.

West Gulf Division
A. DAVID MIDDLETON, W5CA
9 Kay Road, Tlheras, N. M.
Alternate: Frank E. Fisher, W5AHT/AST
104 E. 11th, Pawhuska, Okla.

"It Seems to Us..."



THE YEAR IN REVIEW

The year 1950 is noteworthy not only as the close of the half century which encompasses amateur radio's entire history, but one which itself has made considerable contributions to that history.

Of prime importance was the rapid development of the feeling in government and military circles, since its birth as an outgrowth of War II experience, that no longer need amateur radio be completely shut down in the event of war—but rather that its potentialities in service to the country, under a suitable plan, far outweigh the disadvantages, from a military standpoint, of a communications system that even in wartime is only partially controlled and censored. It is a modern view, and one that could only have been developed in a true democracy, in a nation not a military state. As a result, considerable progress was being achieved by year-end in correlation of aims between the military, the National Security Resources Board, and the ARRL speaking for the amateur service.

The developing opportunity was an awesome one, a real challenge to our resourcefulness. Amateurs throughout the country stepped up their efforts to meet it under overall plans of the League's Amateur Radio Emergency Corps. Six thousand persons, 1000 more than in 1949, participated in the 1950 Field Day test of emergency gear; the Simulated Emergency Test showed widespread activity, greater by half again than in 1949. And under actual fire, amateur preparation for disaster communications was proved again and again: in the Midwest ice storms, in the Manitoba floods and the California floods, and in the destructive storm which hit the entire East in late November, as well as in dozens of minor incidents. Mobile units—vital links in emergency plans—grew to considerable numbers, further strengthening amateur radio's ability to serve.

TVI remained the major technical problem. Yet, even at the beginning of the year it had been adequately demonstrated that the problem could be solved. Thus encouraged, more

and more amateurs delved behind panels and chassis, revamped, rebuilt, and achieved or approached success. In general it was possible to say, at year's end, that if an amateur was off the air because of TVI, it was largely because he hadn't spent the necessary time to bring his rig up to the requirements of 1950 design and construction standards. In other technical fields, further improvements in selectivity for both voice and c.w. reception, plus increased interest in s.s.b. techniques, bid fair to solve the stations-per-kilocycle problem. The electronic key boys came several steps closer to perfection, while new modulation systems and use of speech clippers increased 'phone's efficiency.

Bands were less crowded, probably due to three fundamental causes: amateurs still off the air from TVI problems; the inevitable decline of interest from its immediate postwar surge; and the downward trend of the sunspot cycle with resultant poorer band conditions. The latter conceivably was an asset, loosening the grip of DX and ragchewing so that more effort might be applied to emergency communications planning.

Regulationwise, it was a quiet year, though one of uncertainty. The Extraordinary Administrative Radio Conference, which amateur radio had viewed with mixed emotions, was postponed until 1951, this having the effect of further putting off the day when the Atlantic City table of allocations below 27.5 Mc. will take effect. FCC's January revision of early proposals in Docket 9295 met with almost-but-not-quite general approval, the remaining differences being argued before the Commission *en banc* in June. As the year drew to a close, color television and other pressing FCC matters were still keeping our Docket in the background. A third-party message agreement was concluded with Ecuador, and traffic-minded amateurs awaited the ratification of the Washington (1949) regulations which would extend message-handling privileges further throughout the hemisphere. The proposed Disaster Communications Service, primarily to link emergency communications

plans of all services, was welcomed by amateurs as a further tool in disaster planning. An IARU Congress in Paris during May strengthened the ties of amateur radio throughout the world.

By year's end, nearly six thousand persons had newly joined amateur ranks, and these newcomers were given a hearty welcome. We approached a total of 90,000, with the possibility of reaching six figures in 1951 if the Novice license becomes a reality, and if the first expirations of the five-year license do not

cut too heavily into existing numbers. In 1951 amateur radio's many fields — such as emergency communications preparation, propagation studies, microwave investigation, new techniques such as single-sideband and radioteletype, television, and even the old stand-bys of traffic-handling, DX and ragchewing — offer the greatest opportunity in our history for combining the pleasure of operating, the training in electronics, and the satisfaction of performing in the public interest, convenience and necessity.

OUR COVER

No, it isn't a TV antenna that has been fed some super hormones — it's the new 14-Mc. beam at W1ATE, 75 feet in the air above considerable Connecticut landscape. Patterned after the beam described by W2NNT in June, 1949, *QST*, it was adjusted with the help of the sensitive field-strength meter described this month. How well does it work? Just ask anyone who has heard W1ATE on 14 Mc. within the past three months.

FEED-BACK

In the "Versatile Power Supply" described on page 53 of November *QST*, the ratings of the power transformer are listed correctly below Fig. 1 but are incorrectly stated as 1000 volts each side of center tap in the text. W9DD, who spotted this, also points out that the alternative connections described in the last paragraph of this item can be used only when the supply is operated in Condition 3, and that the words "instead of to the similar junction at V_3 , V_4 " should be deleted from the text. Thanks to W9DD and apologies to the author, W9CO.

Strays

Those hams who make up their QSLs on Government postcards may be interested in the comparatively new air mail postcards, available at four cents each. Add a few of them to the pile the next time you have QSLs printed — they may come in handy.

CONSTITUTION & BY-LAWS AND OFFICERS' REPORTS AVAILABLE TO MEMBERS

Each year the officers of the League make comprehensive written reports to the directors. The Board has made these reports available to interested members. The cost price is 75 cents per copy (1949 report), postpaid. A copy of the Constitution & By-Laws will be sent to any member free upon request. Address the Secretary at West Hartford.



January 1926

... The Fourth National Radio Conference has adjourned with the recommendation that there be no changes in the limits of the amateur bands. Other recommendations include creation of a 'phone band from 3500 to 3600 kc. and prohibition of spark below 200 meters. ARRL was represented at the conference by President Hiram Percy Maxim, Vice-President Charles H. Stewart, and Secretary K. B. Warner. Secretary of Commerce Herbert Hoover presided at the sessions and paid warm tribute to the achievements of amateurs.

... Practical crystal-controlled transmitters are described by William Justice Lee, 4XE, and Assistant Technical Editor John M. Clayton, 1DQ.

... Tips for operating UV201 and UV202 tubes on wavelengths as low as 1.5 meters are presented by Harry Lyman, 6CNC.

... Lieut. F. H. Schnell, USNR, is back at his desk at ARRL Hq. after a most successful series of short-wave tests while with the U. S. fleet on its Pacific cruise. In commending Lieut. Schnell's work, Admiral E. W. Eberle, chief of naval operations, states, "... largely through his efforts high-frequency radio is now definitely in the Navy, both ashore and afloat."

... Amateurs are urged to devote more time to experimentation in the promising field of "beamed" transmissions on short waves.

... F. E. Handy is preparing a new ARRL publication for beginners, to be known as a "Handbook."

... There's many a choice bit of foreign DX to be worked by listening outside the bands for replies to CQs, report the experts.

... The "Tone Meter" of L. J. Wolf, 9DKT, is recommended as a practical device for measuring percentage of ripple in power supplies.

... Newly-elected ARRL directors are Dr. Eugene C. Woodruff, 8CMP-8G1K, Atlantic Division, and Porter H. Quinby, 9DXY, Midwest Division.

Silent Keys

IT is with deep regret that we record the passing of these amateurs:

W1ADR, Herman E. Nutt, Derry, N. H.
 W1HQD, Gustave L. Behm, Middletown, Conn.
 W6ZXU, Ralph A. Shugart, Los Angeles, Calif.
 W7BVR, Warren H. Curry, Portland, Ore.
 W6FAM, Samuel C. Wallace, Clarks, Nebr.
 OK1RF, Frantisek Cerveny, Prague
 VE2HE, John D. Woodlock, Ibersville, Que.
 VP9S, William A. Shields, Devonshire

A Single-Control Low-Power Transmitter

Another Application of Bandpass Coupling in a TVI-Treated Four-Band Rig

BY RICHARD M. SMITH,* W1FTX

BANDPASS COUPLING seems to be coming into greater popularity at the present time, and rightfully so. In these days of TVI, it has been found that inductive coupling between the stages of a transmitter is highly desirable, and fixed-tuned bandpass couplers meet this requirement adequately without adding to the number of tuning controls. Thus we are able to have both operating convenience and the advantages of inductive coupling at the same time.

The transmitter described below is designed to be used with a low-cost 400-volt 150-ma. power supply, and to operate at 35–40 watts input in the 80-, 40-, 20-, and 10-meter amateur bands. Its circuit, shown in Fig. 1, makes use of a 6AG7 crystal oscillator driving an 807 amplifier, a popular low-power combination, and embodies a simple bandpass coupler between the two stages. The coupler, comprising C_5L_1 and C_6L_2 , is built in a standard 5-prong coil form, thus permitting separate couplers to be used for multiband coverage. The oscillator circuit is arranged so that a VFO unit may be substituted for the crystal, if desired. As additional precautions, the d.c. power leads and key leads are filtered to reduce the possibility of TVI from harmonic radiation. Keying is accomplished by closing and opening the cathode circuits of both stages simultaneously, thus eliminating the need for either fixed bias or clamp-tube protection for the 807 stage.


Construction

The transmitter is built in a standard $5 \times 9 \times 6$ -inch steel utility box. Most of the parts are mounted on an aluminum plate cut to fit the inside of the box and supported from its sides by $\frac{1}{2}$ -inch angle brackets as shown in the bottom view of the unit. The plate is mounted $3\frac{3}{8}$ inches above the bottom of the box. Two ventilating holes are cut through the plate near the front

of the box, and additional vents are punched through the top and bottom covers of the box as shown in the photographs. These holes permit air to circulate through the box, yet do not materially reduce the effectiveness of the shielding.

The sockets for the 6AG7 and for the plug-in bandpass coupler are mounted in line, $1\frac{1}{4}$ inches from the rear of the aluminum plate. The socket for the 807 is mounted in a Millen bracket assembly (80009) trimmed down to fit "below decks" in a horizontal position. The bracket assembly is placed so that the grid terminal on the socket is $3\frac{3}{4}$ inches from the rear of the box, allowing adequate space for mounting the small parts in the oscillator circuit, yet retaining the desired short r.f. leads.

An octal socket used to hold the crystal and to connect a VFO, an octal plug for power input connections, and a coaxial output connector are mounted at the rear of the box, centered $1\frac{1}{4}$ inches below the bottom edge. The key jack and a panel light are mounted on the front, spaced $1\frac{5}{8}$ inches above the bottom edge.



* Technical Assistant, QST.

◆
Top view of the transmitter with cover removed. The tank circuit for the 807 amplifier occupies the front compartment, with the 6AG7 oscillator and the plug-in bandpass coupler at the rear. Ventilation for the tubes is obtained through holes punched in the top, bottom, and the interior mounting plate which supports the various component parts.

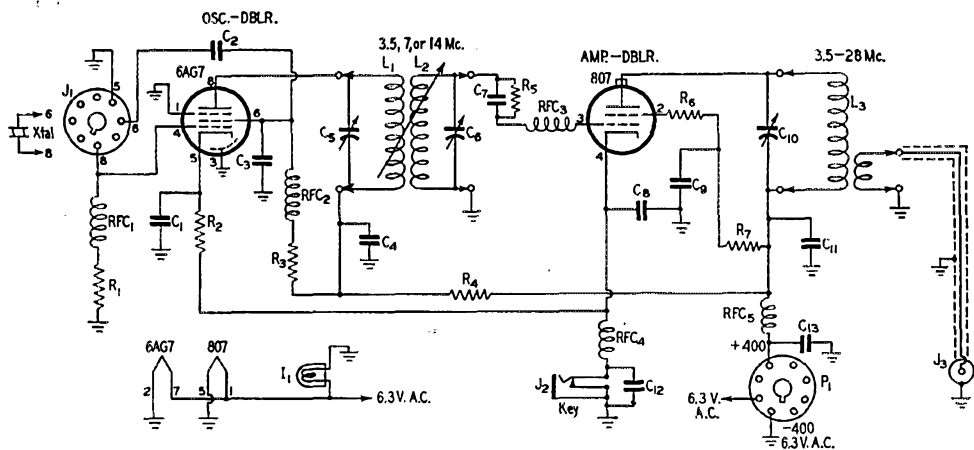


Fig. 1 — Circuit diagram of a two-stage four-band transmitter utilizing bandpass coupling and including TVI-reducing filters.

- C_1, C_8, C_9 — 0.01- μ fd. disc ceramic.
 C_2 — 0.005- μ fd. disc ceramic.
 C_3 — 25- μ fd. mica.
 C_4, C_{12}, C_{13} — 0.001- μ fd. disc ceramic.
 C_5, C_6 — 3-30 μ fd. air-dielectric trimmers (Phillips).
 C_7 — 100- μ fd. mica.
 C_{10} — 300- μ fd. transmitting variable (National TMS-300).
 C_{11} — 0.001- μ fd. mica, 1200 v. d.c. working.
 R_1 — 47,000 ohms, $\frac{1}{2}$ watt.
 R_2 — 330 ohms, 1 watt.
 R_3 — 47,000 ohms, 1 watt.
 R_4 — 10,000 ohms, 5 watts, wire-wound.
 R_5 — 22,000 ohms, 1 watt.
 R_6 — 47 ohms, $\frac{1}{2}$ -watt carbon.
 R_7 — 20,000 ohms, 5 watts, wire-wound.
 L_1 — Primary, bandpass coupler.
 3.5 Mc. — 40 turns No. 30 d.s.c., close-wound, $1\frac{1}{2}$ -inch diam. form.
 7 Mc. — 16 turns No. 26, d.s.c., close-wound, $1\frac{1}{4}$ -inch diam. form.
 14 Mc. — 9 turns No. 20 d.s.c., close-wound, $1\frac{1}{2}$ -inch diam. form.
 L_2 — Secondary, bandpass coupler. Wound on same

- form as L_1 , spaced as indicated.
 3.5 Mc. — 35 turns No. 30 d.s.c., close-wound, $\frac{1}{4}$ -inch separation from L_1 .
 7 Mc. — 15 turns No. 26 d.s.c., close-wound, 9/16-inch separation from L_1 .
 14 Mc. — 9 turns No. 20 d.s.c., close-wound, $\frac{1}{2}$ -inch separation from L_1 .
 L_3 — Plate coil for 807. (All are National AR-17 series).
 3.5 Mc. — AR-17-40E. (28 turns No. 18, 1 9/16 inches long, $1\frac{1}{4}$ -inch diam.)
 7 Mc. — AR-17-20E. (14 turns No. 16, $1\frac{1}{4}$ inches long, $1\frac{1}{4}$ -inch diam.)
 14 Mc. — AR-17-10E. (8 turns No. 16, $1\frac{1}{2}$ inches long, $1\frac{1}{4}$ -inch diam.)
 28 Mc. — AR-17-6E. (4 turns No. 12, 2 inches long, $\frac{3}{8}$ -inch diam.)
 L_1 — 6.3-volt pilot lamp.
 J_1 — Octal socket, ceramic.
 J_2 — Closed-circuit jack.
 J_3 — Coaxial connector, female.
 P_1 — Octal plug, panel mounting.
 RFC_1, RFC_2 — 2.5-mh. r.f. choke (National R-100-S).
 RFC_3 — 1.8- μ h. r.f. choke (Ohmite Z-144).
 RFC_4, RFC_5 — 7- μ h. r.f. choke (Ohmite Z-50).

The top view of the transmitter shows the arrangement of the plate tank circuit of the 807 stage. A six-prong ceramic socket for the plug-in plate coils is supported above the deck by $\frac{3}{4}$ -inch ceramic stand-off insulators (National GS-10) $4\frac{7}{8}$ inches behind the front of the box. The tuning condenser is mounted on ceramic button-type insulators (National XS-6) immediately in front of the coil socket. The rotor shaft of this condenser must be insulated from the front panel because it carries the full plate-supply voltage. The shaft is $1\frac{1}{2}$ inches above the aluminum plate when mounted as described, and passes through the front of the box 2 inches below the top. The two leads that connect the condenser to the tube and to the plate by-pass condenser pass through the mounting plate in polystyrene through-bushings (National TPB).

An aluminum shield partition $3\frac{3}{8}$ inches high divides the top portion of the box into two compartments as shown in the photographs, providing shielding between the bandpass coupler and the plate coil of the 807. Note that these two coils are mounted at right angles to each other as additional insurance against feed-back.

The coaxial output link runs from the prongs of the coil socket through a $\frac{1}{4}$ -inch hole in the plate to the output connector on the rear of the box. Both ends of the shield braid of this link are grounded to the chassis.

Arrangement of the wiring within the unit is critical at only a few points. The components used to filter the d.c. leads (RFC_4, RFC_5, C_{12} , and C_{13}) are mounted as close to the point at which the leads pass through the shield enclosure as possible, with very short leads from the condensers to ground. Parasitic-suppressing choke RFC_3 is mounted right at the grid terminal of the 807 socket, and R_6 , which also has a part in eliminating parasitics, is mounted between the screen-grid terminal and a small tie-point bolted to the mounting bracket. Screen by-pass condenser C_9 is connected from this tie-point to the cathode pin on the tube socket. Plate by-pass condenser C_{11} is placed behind the 807, between it and the mounting plate which serves as ground. The lead from the "high" side of this condenser to the plate tank circuit passes through one of the polystyrene bushings mentioned above.

All heater and d.c. wiring is made with shielded

wire, with the braid grounded at each end to provide additional by-passing of high-frequency harmonics that might cause TVI. The screen dropping resistor R_7 , and R_4 which reduces the supply voltage to the proper level for the oscillator, are mounted on tie-points near the octal plug used to bring power into the unit.

The Bandpass Coupler

The bandpass coupler contains two parallel-resonant circuits closely coupled to one another. One of these circuits, L_1C_5 , serves as the tuned plate circuit for the 6AG7 oscillator, while the other, L_2C_6 , is used as the tuned grid circuit for the 807 amplifier. Being wound on the same form and separated by only a fraction of an inch, the two coils are actually overcoupled. Because of this overcoupling, the desired tuning characteristic, illustrated in Fig. 4, is obtained. Once the coupler is adjusted properly it is no longer neces-

sary to tune either of the two circuits involved when frequency is changed within a given band, and excitation to the grid of the 807 remains substantially flat across the entire band, but drops off sharply outside the band edges.

sary to tune either of the two circuits involved when frequency is changed within a given band, and excitation to the grid of the 807 remains substantially flat across the entire band, but drops off sharply outside the band edges.

Three couplers are included, and with these it is possible to use the transmitter in four amateur bands. One coupler is designed to provide excitation across the entire 3.5-4 Mc. band, another for the 7-7.3 Mc. band, and the third from 14 to 14.9 Mc. This latter range is considerably in excess of what would be required for coverage of the 14-Mc. band alone. The extension at the high-frequency end of the range is necessary if the transmitter is to operate in the 28-Mc. band, because for output in this range, the 807 stage must be operated as a doubler from the 14-Mc. excitation supplied to its grid circuit.

In crystal-controlled operation, 3.5-Mc. fundamental crystals may be used for output in the 3.5- and 7-Mc. bands, and 7-Mc. crystals for output in the 7-, 14-, and 28-Mc. bands. In instances where a VFO is used to replace the crystal, the 6AG7 stage should be used as a frequency doubler to eliminate the possibility of oscillation. Regardless of the type of frequency control used, the bandpass couplers remain the same in both construction and adjustment. A VFO may be connected as shown in Fig. 3.

Adjustment and Operation

The only adjustments required, other than those used in normal operation, are of the bandpass couplers and of the oscillator keying characteristics. As mentioned above, if crystal-controlled operation is planned, adjustment of the bandpass couplers can be done simply by adjustment of the trimmers to provide adequate excitation with whatever crystals are to be used. If crystals for the extreme ends of a given band and for the center of the band are available, some semblance of the true bandpass characteristic can

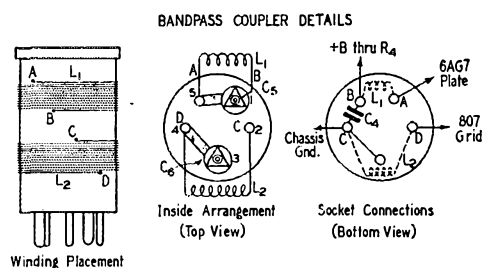


Fig. 2 — Details of the bandpass couplers. The trimmer condensers are soldered inside the coil form, as described in the text, making a simple, compact plug-in assembly that needs adjustment only once.


In general, best results in bandpass circuits are obtained when the LC ratio is made as high as possible. At the frequencies involved here, only a few micromicrofarads in addition to the stray and tube capacities is wanted. For that reason, small 3-30 μfd . air-dielectric trimmers are used for C_5 and C_6 . These Phillips trimmers lend themselves admirably to the type of construction used, because the "rotor" connection to the condenser consists of a short, stiff lead projecting from the bottom. This wire is small enough to be slipped down inside the prong of a National XR-5 plug-in coil form along with the end of the coil wire. This provides both the desired electrical connection and a firm mechanical support for the condenser. The trimmers are small enough so that two may be mounted side by side inside the coil form, making a neat, compact assembly as shown in the photograph and in Fig. 3.

It is important to note the arrangement of the windings on the coil form. The grounded (for r.f.) ends of the two coils are in the center of the form, with the "hot" ends at the extremes. This provides adequate inductive coupling with a mini-

be achieved, but it is unnecessary. If a VFO is to be used, it is necessary to adjust the couplers to provide substantially flat excitation across each band. This type of adjustment takes a bit more time than the former, however, but pays off in operating convenience in the long run. It is described in detail later, while the following paragraphs describe the simpler procedure used for crystal-controlled operation.

To adjust for crystal-controlled operation, plug in a crystal that will produce output somewhere near the center of the 3.5-Mc. band, put the 3.5-Mc. coupler in the coil socket, and the 3.5-Mc. tank coil in the 807 stage. Disconnect the d.c. lead that supplies screen voltage to the 807, leaving the screen by-pass connected, and insert a d.c. milliammeter capable of reading up to 50 ma. in the common plate and screen supply lead of the oscillator stage. Connect a d.c. voltmeter through an r.f. choke between the grid terminal on the 807 socket and ground. The r.f. choke should be connected right at the grid terminal. Apply heater voltage, and 400 volts d.c. to the high-voltage terminal. The oscillator should draw about 20 to 25 ma. combined plate and screen current before the coupler is adjusted. Turn trimmers C_5 and C_6 to develop maximum bias voltage at the 807 grid as indicated by the voltmeter. At least -45 volts should be obtained, and in all probability it will be more. It is necessary to work back and forth between the two trimmer condensers because when C_6 is tuned, the primary is somewhat detuned and must be re-peaked. Current in the 6AG7 stage will drop to between 10 and 15 ma. when the trimmers are properly adjusted.

After maximum grid voltage is obtained, turn off the plate supply, and replace the crystal with one near the low-frequency end of the band.



Close-up of the interior of one of the bandpass couplers. The two trimmer condensers are connected as shown in Fig. 2.

CABLE CONNECTIONS FOR VFO OPERATION

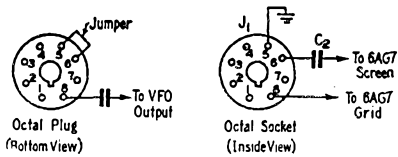


Fig. 3—Method of substituting a VFO for the crystal. An octal plug, wired as shown, is inserted in the crystal socket. The jumper between Pins 5 and 6 serves to ground one side of C_2 , thereby changing it from a coupling condenser to a screen by-pass condenser. Excitation from the VFO is applied to the grid of the 6AG7 through Pin 8 of the plug, which is connected to the center conductor of a short length of coaxial cable. The condenser shown at Pin 8 should be mounted inside the VFO, serving as a d.c. blocking condenser. Its size may be anything from 100 $\mu\text{fd.}$ to 0.001 $\mu\text{fd.}$, with the smaller value being preferred.

Check the grid voltage, and if it is less than before, slight readjustment of C_5 should rectify the trouble. If C_5 is readjusted, return to the first crystal to make sure that adequate excitation is still available at the center of the band. If not, further adjustment is required to arrive at the point where sufficient grid voltage is developed with either crystal. The process is now repeated with a crystal ground for the high-frequency end of the band (assuming that you have one, and that you want to work across the entire band without having to retune the coupler). Of course, if you have only one or two crystals, it is only necessary to adjust the trimmers to get enough excitation from them, regardless of frequency.

A similar process is used to adjust the couplers for the other bands.

Once the bandpass couplers have been adjusted, reconnect the d.c. screen lead to the 807 stage, and plug a milliammeter capable of reading up to 200 ma. in the key jack where it will read the total current flowing in both stages. The reading obtained previously for the 6AG7 stage is subtracted from the total to determine the current flowing in the 807. Plug the desired coil in the 807 plate circuit, and the correct crystal-coupler combination in the oscillator stage. Connect a 25-watt lamp bulb to the output terminal to serve as a dummy load while the 807 stage is tested.

Apply plate voltage and resonate the 807 tank circuit by tuning C_{10} . With the lamp load, the off-resonance plate current will be very high, in the neighborhood of 200 ma., dipping to 100 ma. or less at resonance. If it is not possible to load the 807 stage so that the total current indication is 100 ma. or slightly over, disconnect the lamp from the output terminal and tap it across a few turns of the tank coil. This should be done with the power off, of course! By changing the number of turns across which the lamp is tapped and re-resonating the plate circuit, it should be possible to obtain full loading.

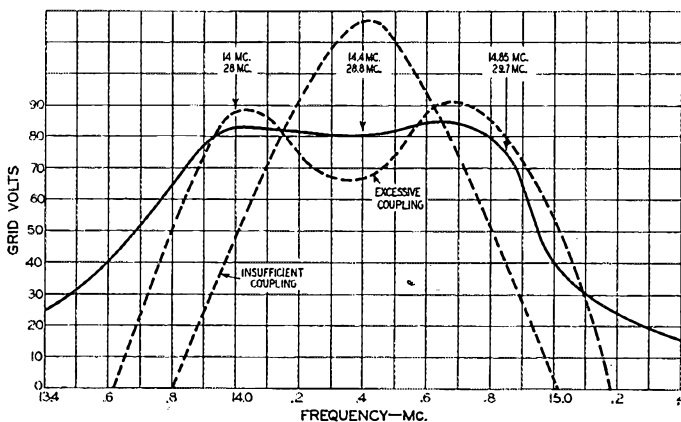
The meter may be removed from the key jack now, and a key inserted. Check the keying characteristic by listening to the signal, or a harmonic of it, in the receiver with the gain turned down as far as possible and the antenna disconnected.

With the circuit constants shown and active crystals, good keying should be obtained with both 3.5- and 7-Mc. crystals. If, however, the keying is sluggish, and it sounds as though the crystal doesn't start oscillating readily, the size of feed-back condenser C_3 should be changed in 25- μ fd. steps until good keying is obtained.

To test the transmitter for parasitic oscillations, apply full power with no load connected to the output terminal. With a milliammeter plugged in the key jack, pull the crystal out of its socket, and watch the meter. Current should jump to a very high value, and should remain steady as C_{10} is tuned through its range. Do not leave power on for more than a few seconds under these conditions, as the plate dissipation of the 807 will be excessive. If plate current does not soar when the crystal is removed, or if it changes at all as C_{10} is tuned, the 807 stage is oscillating. Check with a wavemeter to see if the oscillation is in the v.h.f. range or near the operating frequency. If the latter is true, connect the lamp load as before and repeat the previous check. It is probable that the presence of the lamp load will kill the tendency to oscillate, and the transmitter may then be considered as stable. If a v.h.f. parasitic is present in spite of the circuit precautions included in the design, check to make sure that RFC_3 and R_6 are wired as called for in the diagram. If the parasitic persists, it may be necessary to install a small r.f. choke, similar in size to RFC_3 , in the plate lead to the 807. Once stabilized the transmitter may be put into active service on the air, using an antenna coupler as described in any recent edition of *The Radio Amateur's Handbook*.

Bandpass Adjustment

Now to return to the adjustment of the bandpass couplers for VFO operation. The desired result is a response curve that just brackets the amateur band, with output sharply reduced beyond the band edges. A sample curve plotted from the unit described here is shown in Fig. 4. To obtain this type of response the bandpass couplers must be adjusted carefully both as to the degree of coupling between coils and the LC ratio used in the two tuned circuits. In addition to the desired response curve, two examples of what can



happen when the couplers are incorrectly adjusted are shown in Fig. 4. If the coupling between the two coils is too loose, a single sharp peak similar to that obtained with the usual single-circuit interstage coupling results. If the coupling is too tight, the response curve will be double-humped, with a deep valley between the humps. Depending on how the trimmer condensers are set, one peak may be higher than another, and the valley may be displaced to one side or another.

The equipment needed to perform the adjustment for VFO operation is the following: (1) a VFO capable of about 1-watt output one band lower in frequency than that of the coupler; (2) a low-range d.c. milliammeter capable of reading up to 5 or 10 ma.; (3) a d.c. voltmeter connected as described in a previous paragraph to read bias voltage developed in the 807 stage; (4) a calibrated receiver. In addition, some means of keeping the output of the VFO at a constant level is also needed. If the VFO has a tuned output circuit, this can be done by merely detuning it slightly when needed.


The process described will permit adjustment of any and all of the couplers, although for purposes of simplicity reference is made only to adjustment of the 3.5-4 Mc. unit. Set up the VFO so that it can deliver output anywhere between 1.7 and 2 Mc. First set the frequency to the middle of the desired range, and adjust the output to produce about 1-ma. grid current in the 6AG7 stage, as indicated on the low-range milliammeter. This will not necessarily be the current developed in this stage in actual operation, but it is sufficient to produce the desired indication of grid current in the 807 stage. Keeping the input to the 6AG7 at this level insures against overdriving the stage, which would result in misleading indications.

Next adjust trimmers C_5 and C_6 to produce maximum grid current as indicated by the bias developed in the 807 stage. One adjustment will react somewhat on the other, so it is necessary to juggle back and forth from one trimmer to the other. Try to keep the amount of C in use about the same in both trimmers. Now shift the VFO frequency to produce output from the 6AG7

stage at 3400 kc., readjust the output to maintain the 1-ma. grid-current level in the 6AG7, and observe the voltage developed at the 807 grid. It should be considerably less than at the center of the band. Use a sheet of graph paper to plot a curve of grid voltage

◆
Fig. 4—Sample curves showing performance of the bandpass coupler. In addition to the actual curve obtained when the unit is adjusted properly, representative curves showing the results obtained by misadjustment are shown.

Bottom view of the transmitter. The 807 socket is mounted in a cut-down commercial bracket, with the sockets for the 6AG7 and the bandpass coupler spaced below and to either side of it. Arranged along the rear of the box are the crystal socket, the output jack, and the power plug.



versus frequency similar to that shown in Fig. 4. Increase the frequency of the VFO by about 25 kc. and again record the grid voltage after first restoring the grid current in the 6AG7 stage to 1 ma. Go through the entire 3.5-4 Mc. range in this manner and then plot the resulting curve. If the top of the curve is not broad enough to include the entire band, retune the trimmers slightly, adding capacity to one while reducing it in the other, and then plot another curve. If a double-humped curve results it is probably because the coupling between the coils is too tight. Slide the turns of the coils away from one another a very slight amount, holding them in place with a strip of Scotch tape, and run through the band again with the VFO, remembering each time to keep the input to the 6AG7 stage at the 1-ma. grid current standard. If the curve obtained is single-peaked, coupling between the coils will have to be increased. After a few trials you will be able to predict the effect of a change in either coupling or capacity, and adjustment of the other couplers will be much less tedious.

You can make the bandpass characteristics of the individual couplers pretty much what you want them to be. For example, if you are not planning to use the transmitter in the 'phone portion of the 28-Mc. band, you need not extend the response curve of the 14-Mc. coupler beyond 14.4 Mc. On the other hand, if you want coverage of the 11-meter band, the low-frequency edge of the response curve must be extended to 13.4 Mc. It is possible to obtain coverage of both the 10- and 11-meter bands in one bandpass coupler (13.4 Mc. to 14.85 Mc.), but this is rather difficult to achieve without spending considerable time in adjusting the coupling between coils. As a time-saving alternative, separate couplers can be made for these two bands.

Once the couplers are adjusted properly, the windings should be cemented in place with coil dope, and the rotors of the trimmers should be locked in position with a drop of Duco cement. When the coils are dry, give them a second coat of dope to insure against changing the position of the turns during later handling.

The end result is well worth the effort taken to produce the desired bandpass curves, because it produces a transmitter that is simple to operate and efficient over an entire band. From then on, you merely set the VFO to the desired operating frequency, resonate the 807 plate circuit, and

start transmitting without further concern for the 6AG7 stage.

In addition to simplifying your operating problems, you will also be able to feel sure that you've done the right thing by your TV-viewing neighbors. In actual on-the-air tests, the transmitter has proved itself worthy of attention by anyone troubled with TVI. Set up within 15 feet of a TV receiver tuned to Channel 6, which is in direct harmonic relationship to the transmitter frequency on all bands, no interference was experienced with the rig delivering full power to the antenna in the 80-, 40-, or 20-meter bands. A faint interference pattern was present when the transmitter was operated in the low-frequency portion of the 10-meter band, but this was not serious enough to be noticed at a distance of 8 feet from the TV screen. During the tests, a simple antenna coupler was used, plus a commercially-available low-pass filter. The tests were made in a fringe area, Granby, Conn., 45 miles from the nearest TV station, and below line-of-sight. The TV set utilized a 4-element wide-spaced beam 25 feet high. No filters or extra shielding were used in the TV receiver, but the feed lines from the transmitting and receiving antennas were separated as widely as possible.

The conclusion can only be that the TVI-reducing measures applied here really do work. By direct comparison with another transmitter¹ using the same tube line-up but without TVI protection, this latest model is a vast improvement.

¹ Smith, "A Beginner's C. W. Transmitter," *QST*, May 1948, p. 25.

The Case for Homemade Receivers

How To Get What You Want

ANYONE familiar with radio stores or radio catalogs knows that the manufacturers these days offer a variety of fancy receivers at a variety of fancy prices. The ultimate objective of the majority of the hams seems to be to own the most expensive receiver there is. Work a fellow using a "Glooperhoff 20" and he'll probably tell you that it's a real dog, that what he wants is the new "Super-Glooperhoff 66" with the silicone-plated tuning knob and the atomic-overdrive S-meter. Perhaps he feels that there is a social stigma associated with owning anything less than the most expensive receiver.

The manufacturers will never bring out a receiver that can't be improved — it just isn't possible. This isn't by way of belittling their know-how, but it is a fact simply because the customers can't agree on what they want. What is adequate selectivity for A is broad as a barn door for B. Neither A nor B has any interest in the broadcast band, but C and D won't buy a receiver without it and 20 watts of "high fidelity" audio. And so it goes. If a manufacturer wanted

to go broke in a hurry, he could try to build custom jobs to the buyer's specifications. The manufacturer is forced to build a compromise job, hoping that his guess about the average requirements will be a bit better than his competitor's.

As a result of this compromise approach, many intelligent amateurs rework their manufactured receivers to their own requirements, or they add outrigger gadgets that give them something extra. The more nearly they know what they want, the more nearly they end up with it. But the real cream, at least in our book, are the fellows who build their entire receiver from scratch. They don't do this because they can't afford a commercial job — often they are fellows who could own several such receivers — they do it because they know what they want and this is the only way to get it. The following descriptions of the receivers of three well-known amateurs will give you an idea of what some of the contemporary thinking is and how the objectives are obtained.

— B. G.

W8DX, Detroit, Mich.

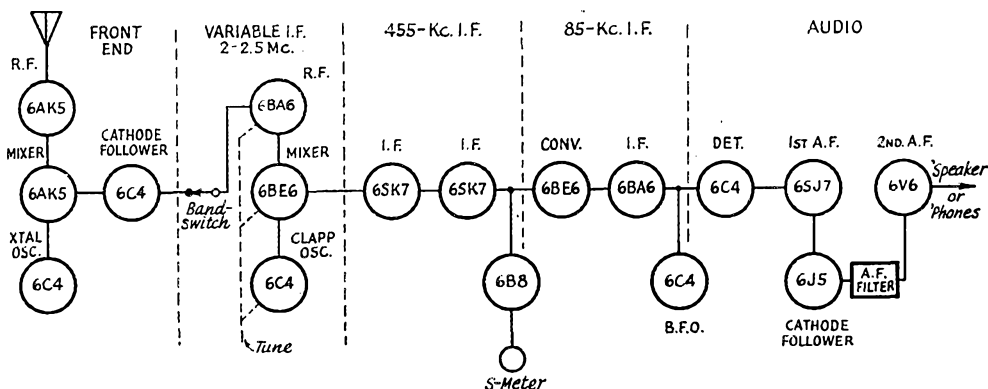
A block diagram of the "ArJayCee" receiver of A Richard J. Cotton, W8DX, is shown in Fig. 1. Miniature-tube crystal-controlled converters are switched in for the particular band in use. The crystals are made to oscillate on their fundamental frequencies for the two lowest-frequency bands, and the modified-Hartley third-harmonic circuit is used on the other bands. Seven converters are used in all, for 80, 40, 20, 15, 11 and the low 1000 kc. of 10 meters. This latter is accomplished in two steps, since the tuning range of the tunable i.f. amplifier is only 500 kc. The converters are broadbanded and need no attention, other than switching in the correct one, with the exception of the 80-meter one, where a dual trimmer must be touched up when moving


across the band. Separate antenna input fittings eliminate input switching, since separate antennas and change-over relays are used in each band except 10 and 11 meters, where one antenna serves.

The tunable i.f. amplifier covers 2.0 to 2.5 Mc. using a Clapp circuit in the oscillator portion, and the circuits have been adjusted to give greater spread in the lower 100 kc., thus spreading out the c.w. DX portion of each band. One feature of the 500-kc. spread in all ranges is, of course, that the tuning rate is always the same.


This first i.f. amplifier is followed by a conventional two-stage affair at 455 kc. that in turn feeds a sharp 85-kc. amplifier using BC-453 transformers. An infinite-impedance detector is used

Fig. 1 — Block diagram of the W8DX receiver. Seven different "front ends" are used, but only one is shown.







A front view of the W8DX receiver. The tuning-dial calibrations fall exactly in line because a tunable i.f. amplifier is used following crystal-controlled converters.




This view of the W8DX receiver shows how it is possible to put a lot of components on a chassis without making it look crowded. Several of the sections are built as demountable units, for ease in servicing or modifying when some new ideas crop up.



The receiver at W3FYS is laid out for maximum operating convenience, with left-hand tuning and switching. An audio filter is mounted outrigger on the right-hand side of the chassis. The left-hand compartment houses the tunable front end, and the right-hand compartment contains the crystal filter, the last 456-kc. i.f. stage, and the 406-kc. oscillator.

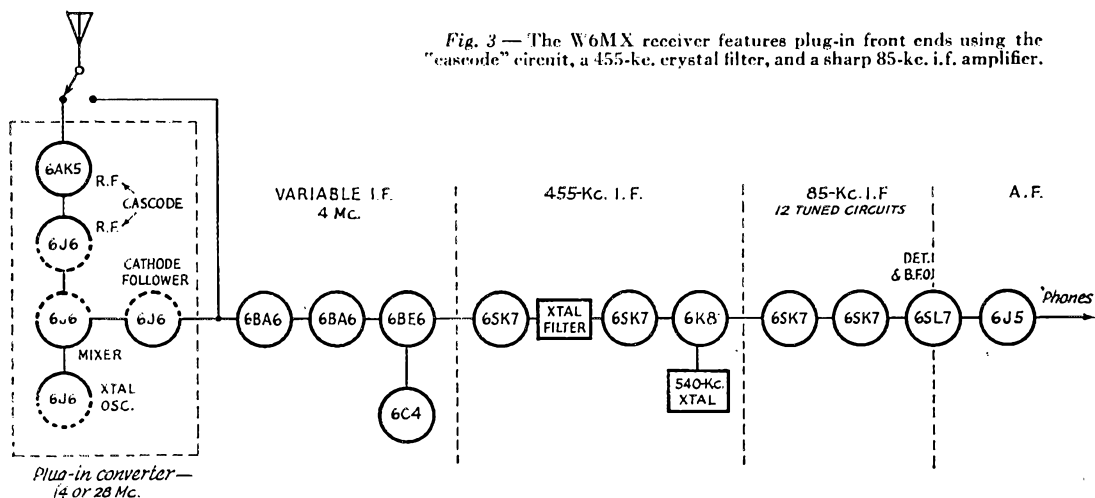


The W6MX receiver is a triple-conversion job using crystal-controlled converters and a tunable i.f. amplifier. Wide coverage is obtained with the usual handset/ bandspread dual tuning combination.



The W6MX receiver uses the best in standard and war-surplus components. Not visible in this photograph is the fact that the chassis plate is $\frac{3}{16}$ -inch dural and the sides are $\frac{1}{4}$ inch thick.

Fig. 3 — The W6MX receiver features plug-in front ends using the "cascode" circuit, a 455-kc. crystal filter, and a sharp 85-kc. i.f. amplifier.



he tried. The cascode circuit is used at present. The tunable i.f., in the 4-Mc. range, uses the NC-183 tuning condenser, which gives bandset and bandspread tuning controls. The tunable i.f. is followed by a 455-kc. i.f. that includes a crystal filter, and this is followed by an 85-kc. sharp amplifier using transformers from a BC-453. A single 6J5 audio amplifier is sufficient for headphone output.

One feature of the receiver is its battleship construction, the chassis plate and sides being made from heavy 17ST aluminum riveted and

bolted together. It is not surprising that, as W6MX says, "You can't twist it." Another feature of the receiver is the send-receive switch on its panel that controls both a receiver-input shorting relay and the transmitter power simultaneously.

The front-panel controls include converter peaking, separate gain controls for the four sections of the receiver, b.f.o. and the crystal-filter selectivity and phasing. Subscribing to one of the two popular schools of thought, the power supply is external to the receiver.

NEW APPARATUS — Single-Sideband Transmitter

The many amateurs who have been waiting for a commercial s.s.b. suppressed-carrier transmitter to appear on the market will be interested in "SSB Jr.," a new unit announced by Eldico, Inc. Patterned after the unit developed by GE engineers and described in the November-December issue of *Ham News*, it is a 7-tube 5-watt single-sideband transmitter or exciter, complete with tubes and power supply, and will be available in either kit form or completely wired and tested. Using the phasing system of s.s.b. generation, it offers 40 db. of

sideband suppression and choice of the sideband to be used. The audio phase-shift network furnished with the kit is preadjusted and locked. The speech amplifier is suitable for use with any low-level microphone such as crystal or dynamic.

Coils are furnished for the 3.9-Mc. 'phone band, and any suitable crystal or external VFO can be used for frequency control.

SSB Jr. can be used directly into the antenna or, where more power is required, the unit can be used to excite a suitable linear amplifier.

— B. G.




A New Adventure in Ham Radio

BY G. DURHAM IPOCK,* W4EFX/3

THIS is a real life story; there's nothing fictional about it. Even the exaggerations are true! It began this past Spring when I was graduated from Crozer Seminary, Chester, Penna. For three years I had abandoned my favorite hobby, determined to devote full time to my studies. Then came May. I knew it would be a few months before I would be settled in a pastorate. With time on my hands, the bug began to scratch, and quite naturally I was infected, never having been completely immunized.

One night early in June while reading the evening paper, a classified ad caught my eye. It read, "FOR SALE — Communications receiver, suitable for amateur, as is, \$10." A telephone number was listed. With visions of super-snooper superhets dancing in my mind, I dialed the number.



I HURRIED HOME
TO SEE IF IT WOULD WORK

"Yes, I have a receiver for sale," the party informed me. "It's a Hallicrafters S41G. . . ."

I said, "Oh!"

Well, for ten bucks you can't go far wrong. The owner lived a few blocks away, but we agreed to meet on a corner about equidistant from our homes — I with \$10 in my pocket, the other lad with his receiver.

We met and exchanged greetings. It was too dark to look at the S41G, but I shook it a couple of times to make sure all the parts were bolted down, and turned it upside down to see if anything would fall out. Nothing happened, so I parted with my ten and started for home to see if the thing would work. It did! And surprisingly well!

For a while I was content to listen; that is, for a few days I tuned around on all the bands. But soon I was saying, "If only I had a little rig. It would be fun to chit-chat with some locals."

Knowing that future ham plans depended upon a number of factors, I didn't deem it wise to make an investment in gear that I would have to toss out. If I moved into a TV area, I would need a rig completely TVI-ed. If I moved into a small dwelling in a crowded city, I would probably have to


go mobile. If I moved to the country, I could have a wider range of choices.

One night as I was pondering these possibilities the XYL pulled down a couple of her favorite record albums and began to play them on the phono-oscillator/radio combination which I had rigged up some time before. With just a couple of inches of wire on the phono-oscillator for an antenna, you could hear it nicely on the kitchen radio as well as on the set in the bedroom. It was a good little record player and you've probably seen it advertised. One dealer warns that you mustn't couple it to an antenna "for it is capable of transmitting a signal 4 or 5 miles."

I began to wonder. Would it tune down to 160 meters? After a few moments I ceased to wonder, having determined that it didn't. I began to trim the tank coils a little, but my altering was clumsy and I soon found I had taken off too many turns. Then it struck me that with just a little alteration I would have a crystal oscillator. Using a conventional circuit and junkbox parts, I soon had one perking on 80 meters.

Now for an antenna. The next morning I tore up an old transformer and pieced together enough wire for a 120-foot flat-top, fed about 20 feet off center with a single wire. It was just a few feet off the ground and would have served admirably for a clothesline if only it were a little stronger.

I coupled the rig to the antenna. It was loud enough to block my receiver, so hopes ran high. About a block and a half away from me lived another ham. Could he hear me? Well, there was no harm trying. "Hey, Wes," I shouted over the landline, "take a look for me on 3987."



I called for a while, then stood by for Wes, W3EQY, who was on 40 c.w. Sure enough, he came back, his signal so loud my receiver was blocked. Removing the receiving antenna, I heard him saying, "You sound like a kilowatt up here!" That was encouraging, of course, but my antenna was almost in his back yard.

This success made me braver. That afternoon when I turned on the receiver I heard a strong

* Baptist Parsonage, Nashville, N. C.

(Continued on page 84)

Happenings of the Month

ELECTION RESULTS

The ARRL Board has three new directors and four new alternate directors as a result of the autumn membership elections, while in three other divisions the director incumbents were returned to office.

Wesley E. Marriner, W9AND, becomes Central Division Director for the 1951-1952 term, winning over the incumbent, **John G. Doyle, W9GPI**, 930 votes to 727. Alternate director the past term and previously Illinois SCM, Wes has been an active ham for many years, currently holding appointments as ORS, OPS, OBS and being DXCC and a member of the A-1 Operator and Old Timers Clubs. He is assistant to the research engineer, Illinois state highway department, and lives in Dixon, Ill.

Joseph M. Johnston, W2SOX, was reelected director of the Hudson Division, winning with 1249 votes to 755 for **Gay E. Milius, jr., W2NJJF**. The alternate directorship is now held by **George V. Cooke, jr., W2OBU**, who won over **Earl R. Thomas, W2MM**, by almost the same vote — 1246 to 753.

In the New England Division, **Frank L. Baker, jr., W1ALP**, is the new alternate director, having garnered 644 votes to 514 for the incumbent, **Clayton C. Gordon, W1HRC**.

R. Rex Roberts, W7CPY, was reelected director of the Northwestern Division by a sizable majority, 673 votes to 279 for his opponent, **Harold W. Johnston, W7DXF**.

William H. Jacobs, W4CVQ, became the new representative of Roanoke Division members in close balloting: 388 votes to 341 for the incumbent, **J. Frank Key, W4ZA**. An assistant director for the past several years, OM Jacobs is a retired professional soldier, living in Fayetteville, N. C.

John R. Griggs, W6KW, remains Southwestern Division director, having won handily, 1051 votes to 350 for his opponent, **William J. Schuch, W6CMN**.

A. David Middelton, W5CA, is the new director of the West Gulf Division, rolling up 404 votes

to 320 for the incumbent, **David H. Calk, W5BHO**, and 234 for **William M. Mead, W5APW**. **W5CA** is a staff member of the Sandia Corp. and has been hamming for some 30 years, having held 14 calls in seven different districts. He is presently a communications officer for the New Mexico wing, Civil Air Patrol. The new alternate director in the West Gulf Division is **Frank E. Fisher, W5AHT/AST**, who won over **D. Morgan Richards, W5HBM**, 718 votes to 237.

In a special election to fill the vacancy, **Alfred M. Gowan, WØPHR**, became alternate director of the Dakota Division when he received 205 votes to 142 for his opponent, **Paul M. Bossoletti, W8EZY/Ø**. **WØPHR**'s term runs until January 1, 1952.

REGULATIONS CHANGES

On November 13th FCC took two actions relating to the amateur regs, in line with discussions on page 26 of December *QST*:

To make it absolutely plain that FCC has no ruling against making photostat copies of amateur licenses, the Commission added the following sentence to § 12.25:

However, nothing in this section shall be construed to prohibit the photocopying for other purposes of an amateur radio operator license.

It is already stipulated in the regulations that the operator portion of a photocopy is not valid, so it is useful only as a second station authorization such as a mobile installation.

To ease the renewal requirements on a temporary basis for amateurs in military service, FCC appended to § 12.27 a footnote reading as follows:

By order dated and effective November 13, 1950, the Commission temporarily waived to a limited extent the requirements that all applications for the renewal of an amateur operator license be accompanied by a showing that the applicant actually operated an amateur radio station or stations in the manner and upon the occasions or for the period of time specified in § 12.27, in cases where it is shown that the applicant was unable to conduct such operations because he was on active duty in the armed forces of the United States. This order is applicable to all amateur operator licenses which expire during the period January 1 to December 31, 1951, inclusive.

In the first telecast in the Philadelphia area of the operation of an amateur radio station, Atlantic Division Director **Walter Bradley Martin, W3QV** (seated), explains the operation to **Roy Neal, W3GIB**, program moderator, **Harry Grady**, Red Cross disaster director of the Southeastern Pennsylvania Chapter, and the WPTZ television audience. Demonstrating the coöperation between the ARRL and the Red Cross, a message was dispatched to Red Cross Headquarters and an answer returned during the program.

QST for



Since September 1st amateur written examinations have been graded in the field office where taken instead of in Washington; this change, a reversion to the pre-1933 system, has speeded up the processing of amateur applications — which was precisely the objective.

V.O.A. AMATEUR PROGRAM SCHEDULE

For its weekly program of amateur news and doings of world-wide interest, VOA has added a third airing beamed to Central and South America, starting at 8:44 P.M. EST each Saturday (0144 GCT Sunday). The complete schedule of VOA amateur program broadcasts is as follows:

- Saturday, 8:44 P.M. EST (0144 GCT Sunday), beamed to Central and South America.
Frequencies in Mc.: 6.08, 9.53, 9.77, 9.70, 11.71, 11.79, 15.13, 15.21, 15.27, 15.33, 15.35, 16.76, 17.78, 17.80, 17.83, 21.46, 21.51.
- Sunday, 9:45 A.M. EST (1445 GCT), beamed to the Far East.
Frequencies in Mc.: 6.06, 6.185, 9.515, 9.57, 9.6, 11.73.
Far Eastern Relays: 6.12, 11.79, 11.89, 15.25, 15.33.
- Sunday, 2:15 P.M. EST (1915 GCT), beamed to Europe.
Frequencies in Mc.: 11.87, 15.27, 17.78, 21.5.
European Relays: 7.2, 9.7, 15.23.

EXAMINATION SCHEDULE

The Federal Communications Commission will give amateur examinations during the first half of 1951 on the following schedule. Remember this list when you need to know when and where examinations will occur. Where exact dates or places are not shown below, information may be obtained, as the date approaches, from the Engineer-in-Charge of the district. *Even stated dates are tentative and should be verified from the Engineer as the date approaches.* No examinations are given on legal holidays. All examinations begin promptly at 9 A.M. except as noted.

- Albuquerque, N. M.: April 2.
- Amarillo, Tex.: Mar. 28.
- Anchorage, Alaska, Federal Bldg.: By appointment.
- Atlanta, Ga., 411 Federal Annex: Tuesday & Friday at 8:30 A.M.
- Bakersfield, Calif.: Sometime in Feb.
- Baltimore 2, Md., 508 Old Town Bank Bldg.: Monday through Friday. When code test required, at 8:30 A.M.
- Bangor, Me.: Sometime in April.
- Beaumont, Tex., 329 P.O. Bldg.: Thursday and by appointment.
- Billings, Mont.: May 5.
- Birmingham, Ala.: Mar. 7 and June 6.
- Boise, Idaho: Sometime in April.
- Boston, Mass., 1800 Customhouse: Monday through Friday, 8:30 A.M.
- Buffalo, N. Y., 328 P.O. Bldg.: Thursday.
- Butte, Mont.: May 3.
- Charlestown, W. Va.: Sometime in Mar. and June.
- Chicago, 246 U. S. Courthouse: Friday.
- Cincinnati: Sometime in Feb. and May.
- Cleveland, Ohio: Sometime in Mar. and June.
- Columbus, Ohio: Sometime in Jan. and Apr.
- Corpus Christi, Tex.: Mar. 8 and June 7.
- Cumberland, Md.: April 10.
- Dallas, Tex., 500 U. S. Terminal Annex Bldg.: Monday through Friday.
- Davenport, Iowa: Sometime in Jan. and April.
- Denver, Colo., 521 New Customhouse: 1st and 2nd Thursdays and by appointment.
- Des Moines, Iowa: Jan. 11 and Apr. 12.
- Detroit, Mich., 1029 Federal Bldg.: Wednesday and Friday.

- El Paso, Tex.: April 4.
- Ft. Wayne, Ind.: Sometime in Feb. and May.
- Fresno, Calif.: Mar. 14 and June 13.
- Grand Rapids, Mich.: Sometime in Jan. and Apr.
- Hartford, Conn.: Sometime in March.
- Hilo, T. H.: April 5.
- Honolulu, T. H., 609 Stangenwald Bldg.: Monday, 8:30 A.M.
- Houston, Tex., 324 U. S. Appraisers Stores Bldg.: Tues. and Fri.
- Indianapolis, Ind.: Sometime in Feb. and May.
- Jackson, Miss.: Mar. 14 and June 13.
- Jacksonville, Fla.: April 14.
- Jamestown, No. Dak.: April 11.
- Juneau, Alaska, 6 Shattuck Bldg.: By appointment.
- Kansas City, Mo., 3200 Fidelity Bldg.: Friday, 8:30 A.M.; also by appointment.
- Klamath Falls, Ore.: Sometime in May.
- Knoxville, Tenn.: Mar. 14 and June 20.
- Lihue, Kauai, T. H.: April 26.
- Little Rock, Ark.: Jan. 17 and April 11.
- Los Angeles, 539 Federal Bldg.: Wednesday, 9:00 A.M. and 1:00 P.M.
- Louisville, Ky.: Sometime in May.
- Manchester, N. H.: Sometime in May.
- Marquette, Mich.: May 2.
- Memphis, Tenn.: Jan. 5 and April 6.
- Miami, Fla., 312 Federal Bldg.: Monday and Thursday.
- Milwaukee, Wis.: Sometime in Jan. and Apr.
- Mobile, Ala., 324 U. S. Courthouse and Customhouse: Wednesday and by appointment.
- Nashville, Tenn.: Feb. 7 and May 9.
- New Orleans, La., 400 Audubon Bldg.: Monday through Friday, except Monday and Thursday only at 8:30 A.M. when code test required.
- New York, 748 Federal Bldg.: Monday through Friday.
- Norfolk, Va., 402 Federal Bldg.: Monday through Friday, except Friday only when code test required.
- Oklahoma City, Okla.: Jan. 18-19 and Apr. 19-20.
- Omaha, Nebr.: Jan. 18 and Apr. 19.
- Philadelphia, 1005 U. S. Customhouse: Monday through Friday.
- Phoenix, Ariz.: Sometime in Jan. and Apr.
- Pittsburgh: Sometime in Feb. and May.
- Portland, Me.: Sometime in April.
- Portland, Ore., 307 Fitzpatrick Bldg.: Friday, 8:30 A.M.
- Roanoke, Va.: April 7.
- St. Louis, Mo.: Feb. 8 and May 10.
- St. Paul, Minn., 208 Uptown P.O. Bldg.: Friday.
- Salt Lake City, Utah: Mar. 14 and June 13.
- San Antonio, Tex.: Feb. 8 and May 10.
- San Diego, 230 U. S. Customhouse: By appointment.
- San Francisco, 323-A Customhouse: Monday and Friday, 8:45 A.M. Also, Class A Monday through Friday.
- San Juan, P. R., 323 Federal Bldg.: Thursday, and Monday through Friday at 8:00 A.M. if no code test required.
- Savannah, Ga., 214 P.O. Bldg.: By appointment.
- Schenectady, N. Y.: Mar. 14-15 and June 13-14.
- Seattle, 808 Federal Office Bldg.: Friday.
- Sioux Falls, S. D.: Mar. 14 and June 13.
- Spokane, Wash.: May 1.
- Springfield, Mo.: June 13.
- Syracuse, N. Y.: Sometime in Jan. and Apr.
- Tallahassee, Fla.: Jan. 13.
- Tampa, Fla., 410 P.O. Bldg.: By appointment.
- Tucson, Ariz.: Sometime in April.
- Tulsa, Okla.: Jan. 22-23 and Apr. 23-24.
- Wailuku, T. H.: April 7.
- Washington, D. C., 415 22nd St., N.W.: Monday through Friday, 8:30 A.M.
- Wichita, Kans.: Mar. 8.
- Williamsport, Pa.: Sometime in Mar. and June.
- Wilmington, N. C.: June 2.
- Winston-Salem, N. C.: Feb. 3 and May 5.

NATIONAL CONVENTION DATES

Dates for the ARRL National Convention in Seattle have been set as Friday-Saturday-Sunday, July 27-28-29, 1951. Start making your vacation plans now!

A Sensitive Field-Strength Meter

BY BYRON GOODMAN,* W1DX

FIELD-STRENGTH meters of the crystal-diode type fall down in two important departments: they aren't logarithmic and they aren't sensitive enough. By not being logarithmic they fool the operator into striving for a little extra meter reading that has no meaning at all, so far as the all-important decibel is concerned, and by not being sensitive enough they make it impossible to use them at any great distance from the antenna. The meter to be described is not perfectly logarithmic but it approaches it, and it is sensitive enough to be used several thousand feet away from a 3-element beam fed with a few hundred watts. If you wonder at the insistence on metering a beam at a distance, all we can say is that we personally put more reliance in readings made this way than we do those made within only a few wavelengths. If you want to rely on readings made nearby we won't argue with you — after all, it's *your* beam.

You can build a meter that will be very close to logarithmic by cascading several variable- μ r.f. stages ahead of a diode detector, controlling the r.f. stages from the developed diode voltage in the usual manner of receiver a.v.c. systems, and measuring the diode current. The more r.f. stages you cascade, the more nearly logarithmic the device will be over a wide range. However, since a field-strength meter is something you use only a few times a year, it makes sense to compromise somewhere along the line, so we used only one r.f. stage in this unit.

Field-strength meters should be readily portable and capable of being used anywhere, so this one was built for battery operation. It requires a 1½-volt "A" and a 45-volt "B" battery.

When cathode-type tubes are used it is a simple matter to feed a developed diode voltage back to the grid of an r.f. tube, but with filament-type tubes and a common filament supply you have to look around for some dodge. In this case it consists simply of grounding the grid and lifting the filament circuit with the diode voltage, as can be seen in Fig. 1. The rectified voltage developed by the diode across R_1 is applied between grid and filament of the 1T4 r.f. amplifier, thus reducing the r.f. gain as stronger signals get

through to the diode. The control grid of the pentode portion of the 1U5 is grounded, and so this same diode voltage is applied to the pentode meter amplifier. The meter reading decreases as the signal becomes stronger.

Slug-tuned inductances were used in the grid and plate circuits of the r.f. amplifier only for

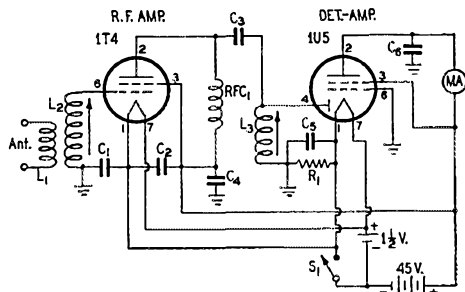


Fig. 1 — Wiring diagram of the sensitive field-strength meter.

C_1, C_2, C_6 — 0.001- μ fd. ceramic.

C_3, C_5 — 470- μ fd. ceramic.

C_4 — 0.005- μ fd. ceramic.

R_1 — 1.5 megohms.

L_1 — 14 Mc.: 8 turns No. 30 d.c.c.

28 Mc.: 6 turns No. 22 d.c.c.

L_2 — 14 Mc.: 34 turns No. 30 d.c.c.

28 Mc.: 24 turns No. 22 d.c.c.

L_3 — 14 Mc.: 27 turns No. 28 d.c.c.

28 Mc.: 16 turns No. 20 d.c.c.

L_1 wound over ground end of L_2, L_2 and L_3 close-wound on National XR-50 slug-tuned coil forms.

RFC₁ — 750 μ h. (National R33).


S_1 — S.p.s.t. toggle.

MA — 0.5 milliammeter.

economical reasons, and there is no good reason why these circuits couldn't be tuned with variable condensers if so desired. The slug-tuned inductors shown in Fig. 1 resonate with the circuit capacities to the signal frequency.


Dozens of variations in mechanical construction will undoubtedly occur to anyone interested in duplicating this meter. We elected to build it as shown only because it took a minimum of time that way, and not for any aesthetic reasons. The r.f. amplifier oscillated before the copper interstage shield was added, but with it in place everything cleaned up.

* Assistant Technical Editor, QST.



This sensitive field-strength meter will give usable readings several thousand feet from the beam you are tuning, and so is more useful than the usual crystal and meter. A microammeter is not needed — the meter shown in the photograph has been shunted to give a full-scale deflection at 0.5 ma.

A view of the f.s. meter with the bottom cover removed. A copper baffle plate straddling the r.f. amplifier socket was found necessary to eliminate regeneration. Otherwise, there is nothing fancy about the construction.



With the 1U5 connected as shown, the no-signal plate current is a shade over 0.5 ma. You can bring this current right to 0.5 ma. by shunting the meter with a suitable resistor. Our meter is a surplus 0-150 microammeter shunted to give full-scale deflection at 0.5 ma.

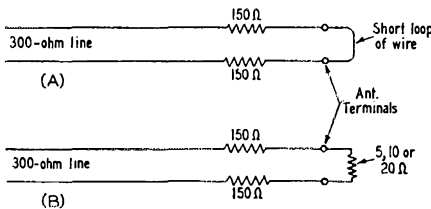


Fig. 2 — Attenuators for use with the f.s. meter when the signal is too strong. The attenuation in that shown at (A) is varied by changing the length of the short loop of No. 20 wire, and that at (B) by varying the value of the small resistor.

The f.s. meter is used with a 300-ohm-line folded-dipole receiving antenna cut for the center of the band in use, and the antenna should be as high above ground as is reasonable. We also believe that the receiving antenna should be at least as high above sea level as the transmitting antenna is, and preferably higher, but here again we won't argue if you want to use yours lower — you will still get meter readings.

This meter has been used to tune up a 20-meter beam, with the meter located in the field

some 1500 feet away from the beam. The power input to the transmitter ran 500 watts because there was no convenient way to reduce the power, and at this level we had to add an attenuator at the input of the f.s. meter. The attenuator consisted of two 150-ohm resistors connected as shown in Fig. 2. A calibration curve of the meter, Fig. 3, was made with a signal generator, and it indicates the order of linearity of the meter. The relative readings won't change with an input attenuator, of course. It can be seen that between meter readings of 0.45 and 0.05 ma. the scale is close to logarithmic (linear when plotted on semi-log paper) and is good for a range of almost 20 db. between these two limits.

If you are serious about getting the most out of your beam, we believe that this is a handy device. However, if you know how the S-meter on your receiver behaves; i.e., if you know that a decibel is truly a decibel and that the scale doesn't crowd or expand at one or both ends, you can use your receiver just as well in the field, with a good receiving antenna and proper input attenuators.

Strays

Speedier and more flexible communications will be brought to Uncle Sam's GIs by a new series of Signal Corps radio sets employing the "building block" principle. The new units, of standardized construction, can be assembled into as many as thirty different combinations to meet any communications contingency. Because the "blocks" are manufactured separately and in quantity, economies in procurement and maintenance also will be realized.

Taking W6ZMZ's advice in February 1949 *QST* to heart, landlord-troubled WØARO installed an invisible antenna in early spring of 1950. A quarter of a pound of No. 30 wire and dozens of lead fishing sinkers later, in September 1950, Hal QSOed W4WP to complete his WAS. Says WØARO, "The sinkers were used as a weight on the end of a 60-foot length of the wire which was thrown some 20 to 25 feet high into a nearby tree. Of course, the antenna blew down often but a vigilant watch kept the blown-down pieces gathered in and hidden. Come nightfall, another antenna was thrown up in the tree. All states except two were worked on 7 Mc., New Hampshire and South Carolina being raised on 14 Mc."

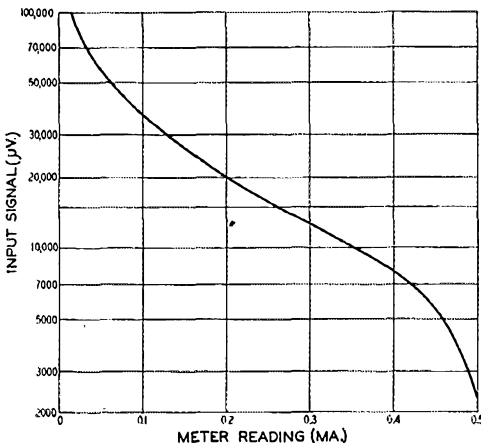


Fig. 3 — Calibration curve of the f.s. meter, made at 14 Mc. with a signal generator and no attenuator in the input circuit.

4th V.H.F. Sweepstakes, Jan. 13th-14th

ARRL Certificates to Section and Club Leaders—Gavel for Winning Club—All Work Must Be on 50 Mc. and Above

BY F. E. HANDY,* WIBDI

THE frank aim of this contest is to work as many v.h.f. stations as possible in one week end. All points from such work will be multiplied by the number of *different* ARRL sections worked. "CQ Sweepstakes, this is W. . . . , over" (on c.w. just "CQ SS de. . . . K") will identify stations desiring to make contest exchanges. The Fourth Annual V.H.F. Sweepstakes will start at 2:00 P.M. your local time, Saturday, January 13th, ending at midnight Sunday. 'Phone, m.c.w. or c.w. may be used, with results all contributing to one score.

If an exchange of SS data is completed in both directions *two* points may be claimed. To make it easy to record exchanges they should be sent in the order of information shown. Exchanged information is in the form of a message preamble, with the ARRL section¹ substituted for the city and state, and the RST report for "check." Any station you work is good for *one* point in the score if you get the other operator's acknowledgment of "message," whether he is in the contest for score or not.

Contest reporting forms for your convenience will be sent free on request. Neither advance entry nor form is *required*. Follow the log arrangement shown. All lists, small or otherwise, are welcomed by ARRL to help support claims and make

complete results in *QST* possible. Report as soon as the test is over.

Awards — Individual and Club

Certificate awards will go to V.H.F. Sweepstakes winners in *each* ARRL section and to leading operators of clubs where three or more submissions are received. A *club gavel* goes to the club with top aggregate score. Get set for a v.h.f. operating week end!

Rules

1) *Eligibility*: Amateur operators in any field-organization section¹ operating fixed, mobile or portable *under one call* on or above 50 Mc. are invited to take part.

2) *Object*: Amateurs in U. S. and Canadian sections of the ARRL field organization will attempt to contact as many other stations in as many sections as possible.

3) *Contest Periods*: The contest starts at 2:00 P.M. your local time Saturday, Jan. 13, 1951, and ends at midnight Sunday, Jan. 14, 1951.

4) *Exchanges*: Contest exchanges, including all data shown in the sample, must be transmitted and received for as a basis for each scored point.

5) *Scoring*: (a) Contacts count *one point* when the required exchange information has been received and acknowledged, a *second point* when exchange has been completed in both directions. (b) Final score is obtained by multiplying totaled points by the number of *different* ARRL sections¹ worked (the number in which at least one SS point has been credited).

6) *Conditions for Valid Contact Credit*: (a) Repeat contacts in other bands confirmed by completed exchanges of *up to two points per band* may be counted for *each different station* worked. (Example: W1XXX works W3MQU on 50 and

* Communications Manager, ARRL.

¹ See list of sections in the ARRL field organization, page 6. Awards include Puerto Rico, Hawaii, Alaska. In operating use section name abbreviations such as E. Mass., R. I., W. N. Y., Neb., N.Y.C.-L.I.

² In 'phone RST exchanges only two numerals need be used. Say *Readability . . . Strength . . .* On c.w. full 3-number RST reports should be logged.

³ Where only one point is made on a contact you can add a point by working this station again for exchange in the opposite direction later. Leave right or left report column blank so that other pairs of exchanges completed in one contact are side by side in your report.

EXPLANATION OF V.H.F. SS CONTEST EXCHANGES

<i>Send Like Standard Msg. Preamble</i>	<i>NR</i>	<i>Call</i>	<i>CK</i>	<i>Place</i>	<i>Time</i>	<i>Date</i>
Exchanges	Contest numbers 1, 2, 3, etc., a new NR for each station worked	Send your own call	CK (Readability . . . Strength . . . or RST ² of station worked)	Your ARRL section ¹	Send time of transmitting this NR	Send date of QSO
Purpose (example)	QSO NR tells how you are doing. (NR 1)	Identification (W1AW)	All exchange reports (589)	Section ¹ vital contest data. (E. Mass.)	Time and date must fall in contest period. (6R55 P.M. Jan. 13)	

STATION W. . . . — SUMMARY OF V.H.F. SWEEPSTAKES EXCHANGES

Freq. Band (Mc.)	SENT (1 point)				Time . . . ST	Date (Jan.)	RECEIVED (1 point)				Time	Date (Jan.)	Number of Each Different New Section as Worked	Points
	NR	Stn.	CK-RST	Section			NR	Stn.	CK-RST	Section				
50	1	WIAW	57	Conn.	4:15 P.M.	13	3	W1QIX	47	Conn.	4:18 P.M.	13	1	2
50	2		43		4:35 P.M.	13	7	WIHDQ	59	Conn.	4:40 P.M.	13	..	2
50	3		58		9:09 P.M.	13	6	W1EIO	359	Maine	9:11 P.M.	13	2	2
144	4		49		9:30 P.M.	13	32	W1CLS	58	E. Mass.	9:36 P.M.	13	3	2
144	5		57		9:50 P.M.	13	15	W1SF	58	Conn.	9:46 P.M.	13	..	2
50	6		54		11:30 P.M.	13	11	W2OHE	48	N. Y. C.-L. I.	11:32 P.M.	13	4	2
144	7		58		11:35 P.M.	13	30	W1QIX	57	Conn.	11:35 P.M.	13	..	2
144	8		57		11:45 P.M.	13	21	W3MKL	59	Md.-Del.-D.C.	11:56 P.M.	13	5	2
144	18	W4FNR ³	59	E. Fla.	12:34 A.M.	13	6	1
144	9	WIAW	34		8:50 A.M.	14	27	W1NY	59	W. Mass.	8:47 A.M.	14	7	2
50	10		479		9:18 P.M.	14	12	W5AJG	379x	N. Tex.	8:20 P.M.	14	8	2
50	11		589		10:40 P.M.	14	20	VE1QY	569	Maritime	11:35 P.M.	14	9	2

No. Bands Used: 2 9 Sec., 23 Pts.

Number and names of operators having a share in above work.....
 Claimed score: 23 points × 9 sections = 207.

I hereby state that score and points set forth in the above summary are correct and true.

Equipment:

Signature

Tube line-up

Address

Number different stations worked

144 Mc. for complete exchanges, 2 points each on each band. 2 + 2 gives 4 points but only *one* section multiplier.)

(b) Crossband work shall not count for any points or sections.

(c) Fixed-, portable- or mobile-station operation under one call, from one location only, is permitted.

7) *Awards*: Entries will be classified as single- or multiplier, a single-operator station being defined as one manned by an individual amateur who neither receives assistance nor gives assistance to any person in the contest period. Certificates will be granted based on the leading work in the single-operator classification in each ARRL section. Multioperator work will be grouped separately in the *QST* official report of results.

When three or more individual club members compete and submit logs naming the club with which they are identified, an ARRL certificate will be issued through such club to the leading individual in the local competition. When less than three individual logs are received there will be no club award or club mention.

A gavel with engraved sterling-silver band is offered the club whose secretary submits the greatest aggregate score, such claim successfully confirmed by *individual member reports* (resident club members *only*). Claims from federations, radio club councils, or other combinations of radio clubs, will not be accepted. Special memberships granted for contest purposes will not be recognized.

8) *Conditions of Entry*: Each entrant agrees to be bound by the provisions of this announcement, the regulations of his licensing authority, and the

decisions of the Award Committee.

9) Reports from all entrants must be post-marked no later than January 29, 1951, to be considered for awards.



Many times we've heard a DX man, just short of 100 confirmations, lamenting, "If I had a boat, I'd sail down to Jebru and personally get a QSL from that so-and-so!" Well, when post-war DXCC certificate No. 1000 was issued recently to William J. Cryer, jr., W6RCC, we noted that Bill is in the business of designing, building, and repairing boats!

A new edition of the popular *RCA Receiving Tube Manual* is now available to amateurs and industry people. Designated RC-16, the new book contains over 300 pages covering more than 460 receiving tubes and kinescopes. The sections on theory, circuits, and applications have also been expanded. Copies of RC-16 are available at 50 cents each from RCA tube distributors or by mail from Commercial Engineering, RCA Tube Department, Harrison, N. J.

If you've been curious as to the ability of Amphenol 300-ohm Twin-Lead to support itself when used as an 80-meter folded dipole, you'll be interested in the lab tests made by W4CVO. Les, who has successfully used such a homemade antenna for the past two years, found that the ribbon has a breaking or tensile strength of 110 pounds, which is approximately equivalent to that of ordinary soft-drawn No. 14 copper wire.



United States Naval Reserve



Code Practice

THE Naval Reserve page, December *QST*, listed transmission schedules for certain Naval Reserve Radio Stations. Because of the moderate speeds employed, it was suggested that the transmissions be used for code practice. Attention is now invited to an additional schedule. Naval Reserve Training Center, Santa Barbara, Calif., N1RRF, transmits code practice on 2096 kc. each Wednesday and Thursday, beginning at 2015 PST. Twenty-minute transmissions are made at each of three speeds — 5, 10 and 15 w.p.m.

MARS Dedication

Dedication ceremonies in connection with the opening on October 24, 1950, of the new MARS network control station in the Pentagon Building, Washington, D. C., included a two-way voice radio contact with the U.S.S. *Roanoke*. The following message was transmitted by the *Roanoke*:

From a cruiser at sea in the Atlantic Ocean, the Navy salutes MARS radio station WAR. Your new station will be another important link in America's Military Amateur Radio System. The American Radio Amateur has a proud record in war and peace. Twenty-five years ago the radio amateurs formed the backbone of the Naval Communication Reserve and have consistently contributed to the excellence of Naval Communications. The concept of the Naval Communication Reserve is continued today in the Naval Reserve Electronics Program, which from its inception realized extensive participation of the radio amateurs. Their counsel and assistance was most valuable in the planning and implementation of the entire program for the Naval Reserve amateur nets, which paralleled the Naval Reserve nets. The U.S.S. *Roanoke* is happy to act as spokesman for the Navy in extending our welcome and best wishes to MARS radio station as a most important link in the Military Amateur System.

— * * * —
Here and There: There is a renewed burst of activity at W3USN, Naval Reserve Training Center, Washington, D. C.

Many good contacts are being made on 7-Mc. c.w. and 3.85-Mc. phone. Recent operators at W3USN have been W1BE, W3EC, W3HGY, W3KIP, W3PGB, and W3ZAN. Incidentally, W3ZAN is a Navy dentist, on duty at the Naval Gun Factory dispensary; he is an old-time ham, formerly signing W2ZAN and KP4IV. . . .

Lieut. Tillman Morgan, USNR, commanding officer, Organized Electronics Company 8-6, Eureka Springs, Ark., has been named a member of the Eighth District Naval Reserve Policy Board, scheduled to convene on January 16th. He will represent the district Electronics Program. The Board will discuss Naval Reserve policies and problems and make recommendations for consideration by the National Naval Reserve Policy Board which is slated to convene at the Navy Department, Washington, on April 9th. . . . The NROTC Unit, University of New Mexico, Albuquerque, has joined the Eighth District Naval Reserve communication network and will attend radio drills each Thursday evening. . . .

The mobile communication unit assigned to Naval Reserve Training Center, Beaumont, Texas (K5NBW), was used as communications center for the First Battalion Commanding Officer, Texas State Guard, during an emergency evacuation drill of the City of Port Arthur. . . . This mobile installation also was the center of attraction at a hamfest of the South Texas Emergency Net, held at Tyrell Park, Beaumont, in September. . . . On both occasions D. E. Campbell, RMN1, USNR (W50GG), was commended for his efficient use of the unit. . . .


K5NAZ, Naval Reserve Training Center, Lubbock, Texas, participated in ARRL's Simulated Emergency Test in October, using emergency power. Simulated emergency traffic was handled on the 3.5- and 28-Mc. bands. Battery-operated equipment was placed in two fire stations by Naval Reserve personnel and operated by members of the South Plains Amateur Radio Club. . . . The Arrowhead Radio Amateurs, Duluth, Minn., set up equipment in the Civic Center for the ARRL Simulated Emergency Test. Power was furnished by a gas-driven generator supplied by the Naval and Marine Corps Reserve Training Center (K0NRN). K0NRN/0, a battery-powered installation, was set up and operated on 3.85-Mc. phone by Lieut. Cmdr. W. A. Walker, USNR, (W0KNR). . . . Naval Reserve Training Center, Amarillo, Texas (K5NBK), was another Reserve activity participating in the ARRL Emergency Test. A mobile unit was operated on 3875 kc. . . .

Volunteer Electronics Company 3-23 is located at the Grumman Aircraft & Engineering Corporation, Bethpage, N. Y. K2NAC is operated on the ham bands, phone and c.w. . . . Alice Sargent, RMN2, USNR (W1SSO), has departed for Okinawa in a Civil Service billet. W1SSO is a phone enthusiast and expects to work some Stateside DX. . . . Lieut. Cmdr. L. E. (Gene) Harrison, USNR, an old-timer in the Reserve, has resumed operation of his amateur station W5BAM after eight years of silence. He also has joined the Eighth District Reservist-Amateur radio net. . . . Volunteer Electronics Company 4-6, Stroudsburg, Penna. (K3NAC), was adjudged the "outstanding company of its type" in the Fourth District Naval Reserve Competition for 1950. . . .

(Continued on page 86)

◆
A corner of the Naval Reserve exhibit at the ARRL Midwest Convention, held in October. The transmitting and receiving equipment shown was operated on 7-Mc. c.w. under the call of the Des Moines Naval Reserve Training Center, K0NRD.

QST for



A Wide-Range Test Oscillator

Fifty Cycles to 500 Kilocycles in One Simple, Compact Unit

BY JULIUS GALIN,* WILOP

A SHORT TIME ago the National Bureau of Standards released information on a wide-range bridge-type *RC* oscillator developed by Peter G. Sulzer (who is also W3HFW) at the Bureau. The oscillator as described covered the range from 20 cycles to 2 megacycles, using a relatively simple circuit. In addition to the wide range, it was stated that the new circuit had the additional advantages of essentially undistorted output waveform, constant output voltage, and good frequency stability. Subsequently an article on the oscillator, by Mr. Sulzer, appeared in the September, 1950, issue of *Electronics*.

A test oscillator that covers both audio and the commonly-used receiver intermediate frequencies is obviously a useful piece of test gear for the ham shack, so we proceeded to put one together on a breadboard to find out how it worked. The data released by the Bureau included only a circuit diagram and a very general statement of the operating principles, so it was necessary to find out for ourselves whether there were any tricky points in the operation of the circuit. Also, in a ham model it hardly seemed necessary to go below about 50 cycles or above 500 kilocycles, since this range would cover all the useful audio and intermediate frequencies. As it turned out, this somewhat reduced range simplifies the unit to some extent, since it avoids the extreme regions in which it is more difficult to get suitable components and satisfactory performance.

The published circuit had no provision for controlling the output voltage, a feature that would be needed in a ham test oscillator. After some consideration, and a few tests, it was decided that the addition of a cathode-follower output tube would be worth while, since it would offer a means for using an attenuator arrangement that would not load the oscillator itself and would avoid the variable output impedance that would result from simply connecting an attenuator directly at the output terminals of the unit. The circuit to be described therefore has one more tube than the original oscillator.

* Technical Assistant, QST.

The Circuit


The oscillator consists of a 6AG7 amplifier coupled to a 6AG7 cathode follower. As shown in Fig. 1, two feed-back loops are provided: (1) a cathode-to-cathode regenerative loop consisting of C_5 and lamp I_1 ; (2) a cathode-to-grid degenerative loop consisting of the bridged-T circuit. The oscillation occurs at the null frequency of the bridge, where the degeneration is minimum. Excluding the effects of stray capacities and leakage resistance in the bridged-T circuit, the frequency of oscillation is determined by the values of C_6 , C_7 , C_8 and R_6 through R_{13} . The output from the oscillator is taken from the cathode of the first cathode follower and is coupled to the grid of a 6V6 cathode follower, which serves as an isolation stage between oscillator and load. The potentiometer R_{18} in the grid circuit controls the output voltage.

Output from the unit is taken across the 6V6 cathode resistor, R_{19} , through the coupling condenser, C_{11} . At 100 cycles the value given

in Fig. 1 for condenser C_{11} is suitable for working into load impedances as low as 20,000 ohms. Lower-impedance loads will cause an output voltage drop in excess of 30 per cent. For low audio frequencies and loads between 500 ohms and 20,000 ohms, excessive loss of voltage can be avoided by substituting a 25- μ f. electrolytic at C_{11} .

A 4-watt 115-volt lamp, I_1 , is used in the cathode-to-cathode feed-back loop. The bulb regulates the feed-back current and thus tends to keep the output voltage constant throughout the range. (Although the original circuit called for a 3-watt 115-volt lamp, the 4-watt bulb gave better performance in our particular set-up; the output voltage is constant within 2 db. over the entire range of the oscillator, while with the 3-watt lamp the variation increased to 3 db.) Potentiometer R_2 provides the means for adjusting the operating conditions to give minimum waveform distortion.

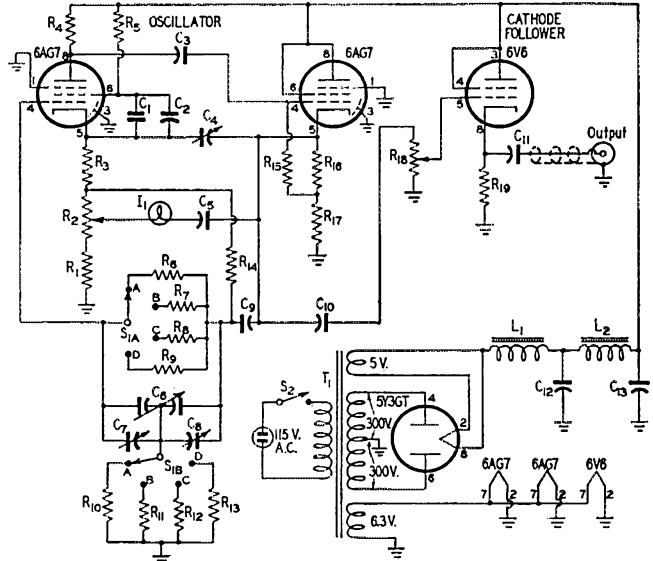
The 50-cycle to 500-kilocycle band is covered in four ranges. A low-loss two-pole four-position ceramic switch, S_1 , is used for bandswitching.



This *RC* oscillator covers the unusually wide range of 50 cycles to 500 kilocycles with good waveform and practically constant output. Complete with power supply, it is housed in an 8 × 10 × 7-inch steel cabinet.

Fig. 1 — Circuit diagram of the wide-range oscillator.

- C_1 — 0.002- μ fd. mica.
 C_2 — 40- μ fd. 150-volt electrolytic.
 C_3 — 1- μ fd. 400-volt paper.
 C_4, C_7, C_8 — 45- μ fd. ceramic trimmers (Centralab Type 822-BN).
 C_5 — 100- μ fd. 150-volt electrolytic.
 C_6 — 500- μ fd.-per-section dual variable.
 C_9, C_{10}, C_{11} — 0.1- μ fd. 400-volt paper.
 C_{12}, C_{13} — 40- μ fd. 450-volt electrolytic.
 R_1 — 1000 ohms, 1 watt.
 R_2 — 2000-ohm wire-wound potentiometer.
 R_3, R_{16} — 68 ohms, 1 watt.
 R_4, R_{17} — 5000 ohms, 10 watts.
 R_5 — 27,000 ohms, 2 watts.
 R_6 — 15,000 ohms, $\frac{1}{2}$ watt, 10%.
 R_7 — 0.18 megohm, $\frac{1}{2}$ watt, 10%.
 R_8 — 1.8 megohms, $\frac{1}{2}$ watt, 10%.
 R_9 — 20 megohms, $\frac{1}{2}$ watt, 10%.
 R_{10} — 2700 ohms, $\frac{1}{2}$ watt, 10%.
 R_{11} — 39,000 ohms, $\frac{1}{2}$ watt, 10%.
 R_{12} — 0.33 megohm, $\frac{1}{2}$ watt, 10%.
 R_{13} — 3.3 megohms, $\frac{1}{2}$ watt, 10%.
 R_{14}, R_{15} — 1.0 megohm, 1 watt.
 R_{18} — 0.5-megohm potentiometer.
 R_{19} — 2200 ohms, 1 watt.
 L_1, L_2 — 10-hy. 50-ma. chokes.
 I_1 — 4-watt 115-volt lamp.
 S_1 — Single-section 2-pole 4-position ceramic.
 S_2 — S.p.s.t. toggle switch.



T_1 — 300-0-300 v., 50 ma.; 5 v., 2 amp.; 6.3 v., 3 amp.
 Output Jack — Shorting-type microphone jack (Amp-henol 75-CL PC1M).

Resistance values of R_6 through R_{13} were so chosen that each step covered a 10-to-1 frequency range. Padders C_7 and C_8 fix the minimum capacity of the tuning condenser. These padders serve a dual purpose: (1) to eliminate erratic oscillation at the minimum capacity end, and (2) to provide a means for adjusting the frequency at the high end of the low-frequency range.

The ceramic trimmer, C_4 , connected between the 6AG7 cathodes, has little effect at the lower frequencies, but to maintain the 10-to-1 frequency ratio on the high range this trimmer is

essential. Apparently it has a neutralizing effect which is sufficient to balance out the stray capacities that limit the high-frequency range. The primary purpose of this trimmer in the original circuit was to maintain the output voltage constant over the 20-cycle to 2-megacycle range. We noted that in our unit it also could be used to adjust the upper end of the high range without affecting the output appreciably.


The power supply is in no way unusual. A two-section choke input filter is provided to insure good filtering. The components were confined to the extreme rear of the chassis and shielded wire was used for the filament wiring. These were precautionary measures taken to confine the a.c. field and thus to prevent the power frequency from "pulling" the oscillator frequency at the low audio end, a point mentioned in the NBS release.

Construction

As shown in the photographs, the complete unit is housed in a standard 8 × 10 × 7-inch steel cabinet. The chassis measures 7 × 9 × 2 inches. The arrangement of the individual components of the oscillator should be evident from the photographs.


The power transformer, T_1 , is submounted at the rear of the chassis. The can-type electrolytics, C_{12} and C_{13} , are mounted above the chassis while the filter chokes are placed below.

The main tuning condenser, C_6 , must be well insulated from ground. Small porcelain stand-offs or a slab of polystyrene or bakelite sheet will do the trick. An insulated coupling must be used between the condenser and dial. The frequency-determining resistors, R_6 through R_{13} , are



In this rear view of the oscillator the metal tube on the left is the first cathode follower. The tuning condenser and its trimmers are mounted on a piece of bakelite to insulate them from ground and the condenser is driven through an insulated coupling. The control shaft of the waveform potentiometer, R_2 , is visible on the chassis to the right of the tuning condenser.

Bottom view of the wide-range test oscillator. The filter chokes are at the bottom right. The frequency-determining resistors are supported by the ceramic range switch at the top center.



mounted on a ceramic switch, S_1 , which is located under the tuning control. These resistors must have the designated values or the frequency ranges will differ from those given. Resistors of 10 per cent tolerance are satisfactory.

On the front panel there are four controls and the output terminal. A National type SCN dial is used for tuning. In the lower corner of the panel is a toggle switch, S_2 , for the a.c. line. The band-changing switch is placed under the tuning knob. At the lower right is the attenuation control, R_{13} . Just above this control is the output connector. These controls fasten the panel to the chassis.

Calibration

Adjustment and calibration are relatively simple if test equipment is available. An oscilloscope is necessary for adjusting the waveform and for calibrating the low-frequency ranges. Aural methods are not too reliable. A receiver that covers the broadcast band and WWV also is needed.

Potentiometer R_2 is the only adjustment for waveform. This adjustment can be made at 60 cycles and will hold for the higher frequencies. Connect the output of the oscillator to the vertical plates of the 'scope and, with the range selector in position D and the tuning condenser nearly at maximum, adjust the internal horizontal sweep in the 'scope for synchronization. R_2 should be adjusted to give a good sine wave. In case the 'scope has no internal sweep, an external source of 60 cycles from a filament transformer can be used as the horizontal sweep, and the tuning condenser of the test oscillator adjusted until a single-loop Lissajous pattern appears. The pattern will resemble either a circle, ellipse, or straight line. Adjustment of R_2 will affect the symmetry of the loop about its own axes and the distortion will be least when the loop is perfectly symmetrical.¹

Adjusting the ranges for proper coverage is the next problem. The four used positions of S_1 are labeled A, B, C, D , to correspond with the lettering on the National SCN dial scales.

The ranges are as follows:

Range	Frequency
A	50 to 500 kilocycles
B	5000 to 50,000 cycles
C	500 to 5000 cycles
D	50 to 500 cycles

The tuning condenser should be set approximately 10 degrees from minimum capacity with selector switch S_1 on range D , and trimmers C_7 and C_8 should be set to full capacity (this will occur when the two soldered spots on the face of the trimmer are next to each other). Connect the output of the oscillator to the vertical plates of the 'scope. With the internal sweep in the "off" position, feed the audio output of a receiver tuned to WWV to the horizontal plates. WWV sends either a 440- or 600-cycle tone, so make sure that the adjustment is made during the 440-cycle period. Then adjust trimmers C_7 and C_8 a little at a time, keeping their capacities about equal. When the oscillator output is 440 cycles, a single-loop Lissajous figure will be seen on the screen of the 'scope. This adjustment sets the high end of range D and at the same time fixes ranges B and C .

Most 'scopes are useless for calibration in the r.f. range. A simple yet effective method for adjusting the high end of range A utilizes a receiver calibrated over the broadcast band. For preliminary adjustments, the 500-kc. intervals starting at 1 Mc. are needed. However, the 10-kc. points from 600 kc. and up will be useful later on for calibration. Broadcast stations can be used to spot frequencies on the dial. By interpolation, the 10-kc. points can be marked with reasonable accuracy. A 10-kc. multivibrator would be a great asset for calibration, but the station spotting method will give excellent results. After calibrating the receiver, the output of the oscil-

(Continued on page 86)

¹ A discussion on the use of an oscilloscope for analyzing distortion in audio waves can be found on pages 293-294 of the 1950 Handbook.

17th ARRL International DX Competition

*C.W.: Feb. 9th-11th and March 9th-11th;
'Phone: Feb. 16th-18th and March 16th-18th*

It's time again to ready your station for the ARRL International DX Competition, to be held in February and March of this year. This contest, the seventeenth of its kind, gives an opportunity for all Canadian and continental U. S. operators to add new countries to their DX totals, other stations to fill in for their WAS and WAVE awards, and everyone to match DX op-

number is 250. If you run only 75 watts, use the number 075. Full kilowatts have a choice — they can use either 000 or 999. If your input is different on different bands, change the number to approximate the input figure, but don't bother about 0.1 per cent accuracy on any band — the usual approximation is adequate.

You can try a "CQ DX" or "CQ TEST" if you're a W or VE, but past experience shows that this pays off *very seldom*. On c.w., Ws and VEs have quotas but this doesn't apply to 'phone. Keep your log carefully, and send a copy of it, in the form shown, to ARRL. Free contest forms are available from ARRL Headquarters, West Hartford, Conn., upon request. Get your station working at top efficiency, make no social commitments for the important week ends, read the rules to acquaint yourself with the pattern, and then get set for more DX per kilocycle per hour than your poor crystal filter and eardrums have ever had to cope with before.

Explanation of DX Contest Exchanges

Exchanges	RST Report of Station Worked	Three-Digit Number, Representing Power Input
Sample (c.w.)	579	150
Sample ('phone)	57	500

erating skill with other operators in his country or ARRL section. But, whether you have 9 or 9 hundred watts, whether you work 2 or 2 thousand stations, whether you have a wire out the window or a 7-element antenna, you can have a whale of a lot of fun in this annual event.

As in the past, two week ends are devoted to c.w. operation and two to 'phone operation, giving everyone an opportunity to participate in four week ends of hot activity. The rules are practically the same as those of last year, except for three clarifications. Crossband work is now specifically prohibited. For the foreign participants, the addition of Newfoundland and Labrador to Canada makes available 9 Canadian call areas (VO, VE1-VE8) instead of the 8 heretofore. VO stations, of course, will now work foreign stations, instead of Ws and VEs as they did prior to 1950. And it is now definitely stated that DX Contest reports become the property of ARRL and cannot be returned.

Entries by multiple-operator stations are encouraged and will be listed, but only single-operator stations will be eligible for the special certificate awards offered to the top 'phone and c.w. scorer in each country and ARRL section. Multiple-operator scores can be grouped with single-operator scores in club competition, however, and a handsome gavel is offered to the club with the highest aggregate score. Within a club, single-operator entries can compete for the "club-certificate" awards given to the highest c.w. and 'phone scorers.

If you're new to the DX Contest, it won't take you long to catch on. During the contest period, stations outside of the U. S. and Canada will call "CQ W/VE" or "CQ TEST" and will exchange numbers as shown in the sample elsewhere on these pages. If the input is 250 watts, your

Rules

- 1) *Eligibility:* Amateurs operating fixed amateur stations in any and all parts of the world are invited to participate.
- 2) *Object:* Amateurs in the continental U. S. and Canada will try to work as many amateur stations in other parts of the world as possible under the rules and during the contest periods.
- 3) *Conditions of Entry:* Each entrant agrees to be bound by the provisions of this announcement, the regulations of his licensing authority, and the decisions of the ARRL Award Committee.
- 4) *Entry Classifications:* Entry may be made in either or both the 'phone or c.w. sections: c.w. scores are independent

CONTEST TIMETABLE

C.W. Section:

Time	Starts	Ends
GCT	Feb. 9th 2400	Feb. 11th 2400
AST	Feb. 9th 8:00 P.M.	Feb. 11th 8:00 P.M.
EST	Feb. 9th 7:00 P.M.	Feb. 11th 7:00 P.M.
CST	Feb. 9th 6:00 P.M.	Feb. 11th 6:00 P.M.
MST	Feb. 9th 5:00 P.M.	Feb. 11th 5:00 P.M.
PST	Feb. 9th 4:00 P.M.	Feb. 11th 4:00 P.M.

The second period of this contest starts at these same hours Mar. 9th.

The second period of this contest ends at these same hours Mar. 11th.

'Phone Section:

GCT	Feb. 16th 2400	Feb. 18th 2400
AST	Feb. 16th 8:00 P.M.	Feb. 18th 8:00 P.M.
EST	Feb. 16th 7:00 P.M.	Feb. 18th 7:00 P.M.
CST	Feb. 16th 6:00 P.M.	Feb. 18th 6:00 P.M.
MST	Feb. 16th 5:00 P.M.	Feb. 18th 5:00 P.M.
PST	Feb. 16th 4:00 P.M.	Feb. 18th 4:00 P.M.

The second period of this contest starts at these same hours Mar. 16th.

The second period of this contest ends at these same hours Mar. 18th.

LOG, 17th A.R.R.L. INTERNATIONAL DX COMPETITION

Sheet 1 of 1 Call ARRL Section or Country

Date & Time	Station Worked	Country	Record of New Countries for Each Band					Serial Numbers		Points
			3.5	7	14	27	28	Sent	Received	
Feb. 17 0005 GCT	VP9E	Bermuda			1			56375	57080	3
Feb. 18 1300	PAØGN	Netherlands					1	58375	47075	3
1306	G6CL	England					2	58375	46150	3
1345	PAØRA	Netherlands					2	56375	59080	3
2030	LU7AZ	Argentina					3	58375	57750	3
2310	VP9X	Bermuda			1			57500	56050	3
Mar. 17 1020	ZLIMR	New Zealand			2			58500	58075	3
1035	VK2TI	Australia	1					47500	46100	3
1105	VK2RA	Australia	1					46500	45100	3
1421	PAØLQ	Netherlands					3	45375	57100	3
Mar. 18 0925	TF3EA	Iceland			3			57500	57050	3
1245	G2MI	England					3		46125	2
1255	G3KP	England					3	56375	57100	3
1350	G2MI	England					3	57375		1
1430	G5BA	England					3	46375	55100	3
2320	KZ5AV	Canal Zone			4			58500	58500	3

Sample of report form that must be used by foreign c.w. and all 'phone participants.

of voice scores. Entries will be further classified as single- or multiple-operator stations. Single-operator stations are those at which one person performs all the operating functions. Multiple-operator stations are those obtaining assistance, such as from "spotting" or relief operators, or in keeping the station log and records.

5) *Contest Periods:* There are four week ends, each 48 hours long: two for 'phone work and two for c.w. The c.w. section starts at 2400 GCT, Friday, February 9th and Friday, March 9th, ends 2400 GCT, Sunday, February 11th and Sunday, March 11th. 'Phone section starts at 2400 GCT, Friday, February 16th and Friday, March 16th, ends 2400 GCT, Sunday, February 18th and Sunday, March 18th.

6) *Valid Contacts:* In the 'phone section, all claimed credits must be made voice-to-voice. In the telegraph section, only c.w.-c.w. contacts count. Crossband contacts may not be counted.

7) *Exchanges:* Each participating operator will use three figures to represent the approximate transmitter power input. C.w. contestants will exchange six-figure numbers, each consisting of an RST report plus the three "power" numbers. (Examples are given in the sample log.) 'Phone contestants will exchange five-figure numbers, each consisting of a Readability-Strength report plus the three "power" numbers. If the input power varies considerably on different bands, the "power" number should be changed accordingly.

◆

Sample of report form that must be used by W/VE c.w. participants. When a station is worked for less than the maximum number of points allowed (as for example the contact with G2MI shown at right), the additional contact to make up the points not earned in the first contact should be entered at the bottom of the sheet. Canadian entrants should allow two blocks for each country, but may record no more than six contacts therein. A separate set of sheets should be used for each band.

◆

8) *Scoring:*

a) *Points:* 1 point is earned by a W (K) or VE/VO station upon receiving acknowledgment of a number sent, and 2 points upon acknowledging a number received. Two points are earned by any other station upon receiving acknowledgment of a number sent, and 1 point upon acknowledging a number received.

b) *Final Score:* W (K) and VE/VO stations multiply total

LOG, 17th INTERNATIONAL DX COMPETITION

Call ARRL Section
 Band 28 Mc. Sheet 1 of 3

	Station Worked	Date	Time (GCT)	Number Sent	Number Received
Netherlands	PAØGN	2/10	1300	589450	479075
	PAØRA	2/10	1345	569450	579080
	PAØLQ	3/10	1421	459450	578100
England	G6CL	2/10	1306	589450	469150
	G2MI	3/11	1245		469125
	G3KP	3/11	1255	569450	579100
	G5BA	3/11	1430	469450	559100
Argentina	LU7AZ	2/10	2030	589450	579750
	G2MI	3/11	1350	579450	

points earned under Rule 8(a) by the number of countries worked on one band plus the number of countries worked on each other band. All other stations multiply total points earned under Rule 8(a) by the sum of the number of W (K) and VE/VO licensing areas worked on one band plus the number of W (K) and VE/VO licensing areas worked on each other band.

Countries will be those on the ARRL Countries List. There are 19 licensing areas: 10 in the United States, 9 in Canada (VO, VE1-VE8).

9) *Repeat Contacts*: The same station may be worked again for additional points if the contact is made on a different frequency band. The same station may be worked again on the same band if the complete exchange for a total of three points was not made during the original contact on that band.

10) *Quotas*: The maximum number of points per country per band which may be earned by W (K) stations in the c.w. section is 12, and contacts made on the same band with the same country after the quota is filled will not count. Thus complete exchanges with 4 stations in one country on one band fill the band quota for that country. The maximum number of points per country per band which may be earned by VE/VO stations in the c.w. section is 18, and contacts made on the same band with the same country after the quota is filled will not count. Exchanges with 6 stations in one country on one band are thus permitted Canadian participants. There is no quota for stations in the c.w. section outside of the U. S. and Canada. There is no quota for any station in the 'phone section.

11) *Reporting*: Contest work must be reported as shown in the sample form. Each entry must include the signed statement as shown in that example. Contest reports must be mailed no later than April 20, 1951, to be eligible for QST listing and awards. All DX Contest reports become the property of the American Radio Relay League. No contest

reports can be returned.

12) *Awards*: To document the performance of participants in the Seventeenth ARRL International DX Competition, a full report will be carried in QST. In addition, special recognition will be made as follows:

a) Special certificates will be awarded to the 'phone and to the c.w. winners in each country (as shown in the ARRL Countries List) and in each of the 72 U. S. and Canadian ARRL sections (see page 6 of this issue) from which valid entries are received. Only single-operator stations will be eligible for these awards.

b) A suitable certificate will be awarded to the operator making the highest single-operator 'phone score in each ARRL-affiliated club, provided the club secretary submits a listing of a minimum of three 'phone entries by bona fide resident members of such club, and provided further that these scores are confirmed by receipt at ARRL headquarters of the individual contest logs from such members. The highest single-operator c.w. scorer in each club will be awarded a certificate under the same conditions.

c) ARRL will award a gavel to the affiliated club submitting the greatest aggregate 'phone and c.w. score by bona fide resident club members, whether single- or multiple-operator entries, provided such scores are confirmed by receipt at ARRL headquarters of the individual contest logs from such members.

13) *Judges*: All entries will be passed upon by the ARRL Award Committee, whose decisions will be final. The Committee will void or adjust entries as its interpretation of these rules may require.

14) *Disqualifications*: Off-frequency operation (as confirmed by a single FCC citation or advisory notice or two ARRL accredited official observer measurements) will disqualify. Low tone reports in logs will also be considered by the ARRL Award Committee as grounds for disqualification.

SUMMARY, 17th A.R.R.L. INTERNATIONAL DX COMPETITION

.....Entry Call..... ARRL Section..... or Country.....
(C.W. or 'Phone)

Name..... Address.....

Transmitter Tubes.....

Receiver..... Antenna(s).....

(Logs from W, VE or VO show number of foreign countries worked. Logs from other countries show number of U.S.A. and Canadian call areas worked.)

Bands	3.5 Mc.	7 Mc.	14 Mc.	27 Mc.	28 Mc.	Total
No. Countries QSOed	1		4		3	*8
Number of Contacts						15

Number of Different Countries Worked..... Number of Hours of Station Operation:.....

Assisting Person(s): Name(s) or Call(s).....

45 (Points) × 8 (Multiplier) = 360 FINAL SCORE

Participation for Club Award in the..... (Name of Club)

I certify, on my honor, that I have observed all competition rules as well as all regulations established for amateur radio in my country, and that my report is correct and true to the best of my belief. I agree to be bound by the decisions of the ARRL Award Committee.

Operator's Signature

* Figure in this box is multiplier.

Sample of summary sheet that must accompany all reports.

How's DX?

CONDUCTED BY ROD NEWKIRK, * W9BRD

How:

At any good DX gab session sooner or later there comes up for discussion some of the stand-out DX yarns that have appeared in recent *QST*'s or those of years gone by. Well, if conditions are mighty slow and you've caught up on your QSLs, statistics, rebuilding, TVI chasing, et al, you might investigate the following bibliography for a possible chuckle or two. Some of them are classics that mellow with age and even bear re-reading.

We mean tales like W3EEW's "90 Plus" (June, '39) and W1EEK's "Strongheart Boys in the Pacific" in January of the same year. These two apply particularly to DXing but "Blonde QRM" (March, '40) by W8MXT can show any active ham the length to which he may have to go in curing a bad case of modern TVI. (A remedy, incidentally, that one can rarely employ more than once.)

Postwar DXing was never more adequately analyzed than in ex-W8KPB's "Postwar DX, Where Is Thy Ring?" (November, '46) wherein "out walked a little fellow with something called a 750T" which, said a man named Jones, "makes a good buffer."

This subject is ultimized by W1DX's "Paradise Regained" (December, '47), and "I Just Put Up Another Antenna" (February, '47) by W6SN should be consulted by any neophyte about to embark on the long trek from his first dipole to the final reversible rhombic.

There are many others including profound works by W10U and W2GVZ which bring us to more contemporary pieces that have caused much commentary pro and con such as "Underground Antennas" (March, '48) by W8EFW and "The Invisible Antenna" (February, '49) of W6ZMZ.

Enough browsing, then. Let's pick up the subject of 1951 DX. . . .


What:

Or perhaps we should say let's wrap up 1950's DX. Statistically speaking, the year wasn't too bad, but on a conditions basis — ough! The new year isn't going to be a bed of roses, either, if predictions bear out, although we suppose we may look forward to our usual spring renaissance with the old anticipation. Meanwhile, we'll just have to do the best we can. On *twenty phone*, HC2JR is doing about as well as anybody: EAs 8AP (14,124) 8AB (14,307), CRs 7AH (14,194) 9AB (14,134), OE13EG (14,193), YJ1AA (14,355), MD7HV (14,290), SV5UN (14,184), (reactive), ZM6AA (14,306), 3V8BB (14,174), UA3AF (14,186), UBSBG (14,165), HZ1AB (14,195), VP8AP of South Orkney Isles (14,098), VK9JC in the Admiralties (14,370), KC6WC (14,205), VRs 1B (14,240) 1C (14,180) 5GA (14,165), F8BCF (14,347) and ZS9F (14,155). KS4AI scraped up AR8AB, VS9AH, SV0WX, VR1E, KJ6AJ and ZS3O while using the mike and John DeMyer's log is worth keeping an eye on: VR1s F, A, I5ZC, XZs 2KN and 2SY were

* DX Editor, *QST*. Please mail reports of DX activity to W9BRD's home QTH: 1517 Fargo Ave., Chicago 26, Ill.

heard on the high end W8NOH added OX3GD and CS3AA by means of voice.

As for *14-Mc. c.w.*, W3YS has been doing well: GD3UB (14,100), FF8JC (14,032), EK1AO, EA8BE (14,109), HR1DF (14,080 t8), CT3AA (14,069), TF3SF (14,072), VQ3SS (14,125), YS1O (14,020), VP1AA, VP1NW (14,038 t8), MI3AB (14,130) and UBSKAG (14,075) CR5AD, EA6AF, VQ4AO and ZK1AZ all QSL, notes W9ABA, who has been pursuing, among others, VU2CX (14,105) ET9X is W6EJ in disguise, finds W6AM. This Addis Ababa entry frequents 14,050 with a T9 tone Looking for Idaho, Oregon and Utah is friend HR1AT (14,015), according to W1FPS HA5FA (14,019), VP3TF (14,022), CR7CK (14,048), CT3AB, ZM6AK (14,047), VP8AK (14,009) and VR1F enhance W7JYZ's records LA4QC (14,031) represents a combined Norwegian-British-Swedish Antarctic expedition and operates from Queen Maud's Land, we are told by W1LHA Conditions have been so good that it took JA2FM two months to work two Ws, those being 3LOE and 5FNA. But Cal did capture FK8AH, FK8AI, YJ1AB, ZM6AK, VQ8CB, FO8AC, VK1PG, C9AA in Manchuria, XU8SR and VU7AH in India Choicest at W6DMF was FQ8AE (14,070) while VK5BS put away PK6VK (14,010) on Netherlands Timor W6GPB can't complain too much with PJ5RE, C3KS, PK5AA, VP7NM (14,020), 3A2AB (14,005), 4X4RE (14,010), VP8AJ (14,030) and a CT3 in his log Three stitches in his sending paw didn't slow down W5FXN appreciably: CN8EJ (14,015), TA3s FAS (14,032) GVV (14,032), HZ1KE (14,100), SP1CM (14,100) and LU3ZB (14,080). Jim was FQ8AE's first W5 QSO. Others still being sought by W5FXN are EA8AB (14,055), VK1s YG (14,030) YM (14,115), VS7AQ (14,012) and OE1CD (14,039) W6FID's new anti-TVJ rig accounted for LX1SL, CS3AA (14,115), KV4AC, PJ1UF, VP9UU and YV5EH (14,055) while W6ALQ shagged 3A2AB, KM6AK, VP7NU, YU1CAG, KX6AA (14,095) and KS4AC. Those with stringent antenna space will be interested to know that Max does his DXing with a quarter-wave vertical operated against ground; a beam is under construction, however VQ4HK, CE7ZJ, VS1DC, FQ8AC and VP8AI (14,008) felt the sting of W2CTO's folded dipole and W8YGR collared VQ3KIF (14,070), CN8EM (14,180), VP9D (14,165) and an HR1 ZL3AB hears from VK1HV of Heard Isle



(14,130) that we aren't tuning up the band high enough. The VK1 operates crystal-controlled on that one frequency and has been finding QSOs with difficulty. With WAE diploma No. 11 on the wall, W2QHH worked GD3GBG (14,050), ZS8MK (14,018), YN3CP (14,019), PK4DA (14,105) and VQ4KRL (14,021) The No. Calif. DX Club's DXer has the gang atwitter over items like CR5AC (14,066), CR6AW, KJ2ASO (14,085), VQ4BY (14,063), UF6AC (14,060), KJ6AN, PK7NL, TF3MB (14,128), YI3DYN (14,049) and ZSTC.

Forty could have been better in 1950 but it certainly could have been a heckuva lot worse, too. Spitzbergen is one of the hottest contemporary catches on the band in the form of LB9AC (7010) as hooked by G3ATU At W3JYS there was VP8AJ (7002), VP8AI (7004) and FM8AD (7012) while W2QHH tucked away GC4LI (7013), CTIAL (7058), 3A2AB (7001), YO3RI (7006) and EA9AP (7006) W6ZZ has HK5HN (7020) and FM7WF (7032) wrapped up and W8YGR mentions working HC2IH (7028) and HK4DP (7030) Another one to hook MX1AF (7020) is W6HZE HB1FK in a plane over Newfoundland was a natty number for W3JAK. Flay also reeled in VP9s BB YY, LA8RB, OHs 2TM 2WX, UA3CK and HA5FA.

Even ten has been showing encouraging signs of life, on 'phone especially. VR1E (28,417), in the British Phoenix group, KB6AR (28,792), KV4AQ (28,802), CRs 4AC (28,120) 6AQ (28,433), CT3AV (28,308) and MP4BAB (28,243) came back to HC2JR W2ZVS worked some of those as well as ZBs 1AJX 1IH 1AK, ZEs 1JE 1JM 2JK 2JV 2KH, CRs 6AV 6AQ, OQ5s BR DZ, VPs 1WS 2GG, VQs 2DR 4RF, ZS7C, EK1AQ, JA2DJ, HZ1KE, M13XX, ZD4AH, HI6EC, FA3JY, EA8AX, OX3GD and Sicilian IT1AXV ZC6UNJ, HR1RL, CR7AH, VQ2HW, ZD4AX, OQ5CL and HH2JC made W8NOH contented while W4MKB made it 136 on the band with VR1E 75 watts of n.f.m. netted VE2AHL contacts with ZP5IB and ZEEKI and W0FFD's first 28-Mc. A3 efforts resulted in UA1AR and TG9AD QSOs W0VIP used to chat regularly with ACs 3SS and 4YN back when he was "/J2" but he'd swap his receiver for a crack at them from Fergus Falls. ZS9F is Bud's newest John DeMyer has us watching for FL3RT (28,330).

Ten-meter c.w. stock soared on the ticker after a few CQs from VQ9AA (28,002) as worked by W2QHH, WIAPU, W1NLM, W6GPB and many others ZE3JJ (28,008) and ZS3K (28,005) were flagged down by W3JYS. WIAPU, W2QHH and W6GPB while W1RGY raised FD3RG and CT3AB W1NLM has been stalking an FC2A (Corsica?) and W4IKC/KW6.

Here's what W4BRB has to say about our old friend eighty: TI2PZ and HRIAT (3515) are welcome additions, the latter making No. 82 for Gene on this band. CN8MI (3512) made a brief appearance during the SS but was snowed under the QRM. KP4HU is reported to be skedding VS7KR (3515) but there's no info on results as yet Winter DX prospects for eighty seem to be shaping up nicely, one W1 having heard G3CKL, FA8BG, ZLIHM and the usual North Americans coming through on 3510 at the same time — 0130 EST.

Where:

Although it may appear as if the QTH department, too, has been hit by rationing, we presume its undernourished mien to be resultant of the Christmas rush. MX1AF and ZD7B might well have been saved for the April issue but then one never knows, does one? By the way, when we list a station as "QSL via ARRL" this does not necessarily indicate our voucher on its behalf; if said station's operator

SARL DX Contest

The c.w. section of the SARL DX Contest will be held from 0001 GCT Jan. 20th to 2400 GCT Jan. 21st. The 'phone section will run from 0001 GCT Jan. 27th to 2400 GCT Jan. 28th. All contest work will be limited to the 40-, 20-, and 10-meter bands; cross-band operation not permitted. Work ZS stations only and score 5 points per station worked, with a multiplier of total number of ZS divisions worked on all bands.

Serial numbers to be exchanged will change with each contact. With the first station worked your number will be the RST (RS) report plus any three figures. On the second contact your number will be the report plus the last three figures of the first number received. On the third contact your sent number will be the report plus the last three figures of the second number received, etc.

Send logs to the Contest Committee, P.O. Box 3911, Cape Town, South Africa, to arrive by April 30, 1951. Log must show date and time (GCT) of contacts, band used, call sign of station worked, numbers sent and received. An accompanying analysis must show the number of ZS call areas worked, number of contacts, number of points, and number of bands worked. Also include a statement that you have abided by the rules of the contest and will abide by the decision of the Contest Committee Chairman.

Certificate awards to top scorers who are members of an IARU society.


gives this instruction over the air we are willing to spread the word hereby, meanwhile hoping to hear from him directly in this regard. Furthermore, only in the special cases catalogued in this department should outgoing W/VE cards be sent "via ARRL" to DX points. Others cannot be accepted and the appropriate foreign bureau must be used.

CR7IV	P. O. Box 595, Beira, Mozambique
FM7WF	(QSL via W6ARI)
FO8AG	Makatea Island, via Tahiti
FO8AI	Air Tahiti, Papeete, Tahiti
FQ8AE	Box 6, Fort Lamby, Tchad, F. E. Africa
HZ1JB	(QSL via RSGB)
HZ1JD	(QSL via RSGB)
IT1SEN	Costancino Nigra 15, Palermo, Sicily, Italy
ex-J8AAL	F. H. Finney, W3MOR/9, Forest Trailer Park, Park Ridge, Ill.
LA1AD	University of Oslo, Blindern, Norway
MX1AF	(QSL via ARRL)
SP1CM	(QSL via PZK)
TI2CR	Ricardo Araya, Baraico Keith 1268, San Jose, Costa Rica
VQ2HW	N'Kana, Northern Rhodesia
VQ4KRL	Box 3956, Nairobi, Kenya
VR1F	Don Schroder, % PAA, Canton Island, Pacific British Phoenix Group
YI3DYN	(QSL via RSGB)
ZC4TF	Box 481, Nicosia, Cyprus
ZC6UNJ	APO 208b, % PM, New York City, N. Y.
ZD7B	Gouverment Palais, St. Helena Island
ZK1AB	C. D. Cunnold, Box 41, Raratonga, Cook Islands
ex-ZK1AS	(QSL to ZL4LE)
ex-ZM6AC	(QSL to ZL4LE)

Keeping what we hope are New Year's resolutions, we have donors WIAPU, W2s AKX CJX CTO JBL SUC ZVS, W4MKB, W5FXN, W6s AM ZZ, W7JYZ, W8NOH, W9CFT, CN8EG, JA2FM, VK5BS and the No. Calif. DX Club.

Members of the Jamaica Amateur Radio Association are: (front, from the left) VP5AR, VP5FR, VP5DX, president VP5EM, VP5AC, VP5JC; (rear) VP5AD, VP5AM, VP5MU, VP5RS, VP5AO, VP5MU. (Photo courtesy FP5AK)

QST for



Tidbits:

The Ministry of Colonies, Timor, tells W9TRD that there are no licensed radio amateurs in Portuguese Timor at present and "only one in the experimental stage." That latter may be officialese for rebuilding and could be CR10AB As you are already possibly well aware, Sicilian stations now sport the prefix IT1 in equivalence to Sardinia's IS1. Only catch is that Sicily is not considered as separate from Italy on the Countries List PK6NL told WGGPB that Biak's prefix was really PK7 and that hereafter he would go as PK7NL. Also, Joe heard from Q5DF that the latter had a new supply of cards with which to dent a mounting backlog For all the boys who have been peeking under each speck of QRM in search of Spitzbergen, G3ATU has news. LB9AC, operated by a four-man assemblage, will be active on Hope Island, Spitzbergen, at least until July, 1951. They won't see a boat until then. It's a weather station deal For the Morale-Mending Department, W3MZE recommends a card from ZD2G, some two years on the way KZ5ES has been stalemated on his intended ham venture to Cocos Island (TI9), as Costa Rican officials have not waxed overly enthusiastic The Vatican has been having such a time with an HVIA impersonation that they have a form letter rigged up for incoming veries. W8DAW received his without much delay and one line of the text stands out: ". . . the Government of Vatican City has never given licenses to radio amateurs." Gee, whiz VQ9AA is manned by operators Jim and Bob at the Royal Naval Signals Station at Seychelles and 500 watts is soaked up and distributed by a long wire. W1s APU and NLM were neck and neck with this info Weary of handling juicy-DX QSLs addressed to other stations, W1RWS rolled



A much-sought-after DX contact is one with Angel Margallo's station, EA0AB, of Santa Isabel, Spanish Guinea. The neat rig runs 100 watts input. (Photo courtesy W6AM)

NZART "Although OA4BN may be the highest ham in the world, I will run him a close second. My station is at 13,781 feet above MSL." This from Royal F. West who was awaiting assignment of his new CP call letters near La Paz. He will use a converted Bendix TA-12 transmitter and an S40-A receiver on 10 and 20 meters. His mail QTH: Cie. Aramayo de Mines en Bolivie, Casilla 674, La Paz, Bolivia ZL4LE has just shipped a stack of ZM6AC and ZKIAS cards through bureaus which should take care of all outstanding debts W8NOH's new beam got a write-up in a local daily and Louis did himself proud. All favorable publicity of this type is good for the game. Due to a job switch to nights, W8NOH is cleaning up on daytime DX CN8EG worked ZC4TF and then visited him a month later in Nicosia. Steve is making this an awfully small world W5FXN overheard VP8AP trying to straighten out the VP8 confusion now reigning: AJ is in Graham's Land (Shetlands); AL, Argentine Island (Shetlands); AQ, Falklands with very QRP 'phone only; AK, Dereption Island (Shetlands). A QSL to any VP8 will be delivered okay if sent to Postmaster, Port Stanley, Falkland Islands. Jim's QSL from VQ8AF was handprinted on air-letter stationery Like the comic-strip character who goes around wearing a meteorite shield, W2JBL has a worry. Namely, in the event of disaster and catastrophe which would he instinctively rescue, the XYL or the QSL file? Well, George, we know which of the two is the most difficult to replace, if that is any help W2CTO would like to track down YN1RO for QSL purposes and the DARC is bouncing cards bound for a DO4AAJ Students at the University of Oslo have founded the Oslo Students Radio Club with the call LA1AD and a maximum of 150 watts will be used with c.w. and 'phone on all authorized bands. LA9DA is responsible for the station and LA5EB heads the club While attending the 14th Radio and Television Exposition at Brussels, ex-W2MV had the opportunity of meeting many ON4 amateurs. "These boys are swell fellows and a savvy lot. Their rigs are built up out of combinations from the American, English, French, Italian, German or Russian war surplus equipments." What, no Japanese gear? Snooping through the No. Calif. DX Club's DXer: FD3RG has been handling cards for FB8s AX XX and ZZ while ex-SV5UN may now be reached at the home station, W3ODG. By the way, the club now has five members over the 200-confirmed mark The Tri-State Amateur Radio Society's Sparks lists OQ2CK as a recent visitor to Evansville (Ind.) Ex-AP2F has left his QSL affairs in the hands of W9FKC. If anyone has been missed, get in touch with Mike At a very enjoyable meeting of the Toledo Radio Club W8YGR ran into a flock of United Nations hamsters. Amateurs from Holland, Philippines, Malaya, Canada, Sweden and Honduras were present.



Proprietor of one of the more consistently active Okinawa stations, Capt. John F. Buzerak of the Signal Corps here relaxes at the controls of KR6CA. W2KZZ is his Stateside call. (Photo courtesy W6GYYH)

up his own DXCC total with an 807 doubling to 20 KS4AI is now up to 101 countries after a short session on 'phone. Ralph finds that fewer of his QSOs are broken up by horns-in while he works A3 DX. "There is good reason for rare DX stations going 'phone. They just get good and tired of the tactics on the c.w. bands, especially 20 meters. In most cases they can get out of W QRM on 'phone and naturally work as they please." Hence both KS4AC and KS4AI rarely press a key anymore, being on voice 98 per cent of their operating time "It is very difficult for me to get my cards from the SV QSL bureau as I very seldom get to Athens," writes SV0UN. So you had better use the SV0UN address as follows: % UNSCOB, Mediterranean Hotel, Salonika, Greece. This is almost identical to the one specified in last month's "Where" section, both being okay Commemorative stamps upon your QSL may reward you with a fast air mail reply from VR2BW, hints W5IXN Ex-J8AAL has lately been signing W4MOR/9 and still has his Korean log if anyone should still need his QSL. J8AAL was active at Kimpo between 4 August and 1 October, 1947 VK1HV is interested in QSO-ing Sacramento W6s as his YL is on a prolonged visit there. VK1s PG and YG will continue active on Heard Island until March of 1951, says W8DFQ ZL3AB, who rolls through like the proverbial tumbarrax, has been appointed DX Editor of *Break-In*, official organ of the

A gentle reader of last month's lead points out that a would-be DX man's worries really only begin when he licks the "final" worry, TVI. He has no overdue QSLs over which to lose hair, for one thing. His XYL still loves him, too.



Hints and Kinks

For the Experimenter



CUTTING POLYSTYRENE ROD

WHEN cutting polystyrene rod or tubing into short lengths, as for feeder, spreaders, the usual method of hacksawing leaves a rough edge. Further, the sawing must proceed at snail's pace or the polystyrene will melt, gumming up the saw blade.

Next time, try an ordinary tubing cutter, the kind with a circular knife that rolls around the tubing. It will cut either rod or tubing in a fraction of the time required for sawing, and will leave a much neater cut end. If an extra-smooth end is desired the raw cut end may be "fire polished" in the manner of glass tubing, by pressing it briefly against the barrel of a hot soldering iron. — *B. C. Barbee, W5FPJ*

TESTER FOR TYPE 24G TUBES

TYPE 24G tubes have been readily available on the surplus market, but in many instances the tubes have exhibited wide variations from one to the next, making it very difficult to get a matched pair for use in push-pull circuits. None of the commercial tube testers makes provision for this tube, so the simple circuit shown in Fig. 1 was worked out to do the job. While the circuit does not permit checking for mutual conductance, it goes a big step beyond the simple continuity and short-circuit tests that can be made with an ohmmeter.

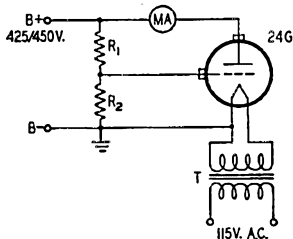


Fig. 1—Simple tube-tester circuit for checking surplus 24Gs.

- R₁ — Approx. 45,000 ohms, 50 watts.
- R₂ — Approx. 5000 ohms, 20 watts.
- MA — 0-200 or 0-500 ma. d.c. milliammeter.
- T — 6.3-volt 3-amp. filament transformer.

With the components shown, application of 425 volts or so will cause the tube under test to draw about 75 milliamperes. The rated plate dissipation is exceeded when the tube is operated in this fashion, but good tubes will be able to "take it" for brief tests, while less dependable ones will exhibit their weakness. The weak ones either show less-than-normal plate current or go into grid emission which causes plate current to creep upward. Either indication is proof enough that the tube is unsuitable for r.f. service.

Simple though it is, this tester has proved very useful in ham service. It can be employed for matching pairs of tubes for use in push-pull amplifiers in addition to merely indicating the usability of a single tube. To keep the cost down, battery clips were used for all terminals, as well as for plate and grid connectors for the tubes. — *Neil A. Johnson, W2OLU*

CLEANING LITZ WIRE

IT is important, when using Litz wire, that none of the fine individual strands be broken when making a connection and that each strand be cleaned of all enamel so that it may be soldered. The quickest and easiest method to accomplish this is to heat the end of the wire until it is red hot and then plunge the red-hot end into an alcohol bath. This method is superior to using fine sandpaper as there is practically no risk of breaking the wires and they are all cleaned and ready for the solder. — *R. F. Wright, jr., W2YZT*

CURING BACKLASH IN BC-348 RECEIVERS

THE following method has been found to be a permanent cure for backlash in the tuning mechanism of a BC-348 receiver. No major dismantling of the receiver is required, and the results permit approaching the desired signal from either side of zero beat without missing the mark.

Slip the chassis out of the case and stand it on end with the bottom of the chassis facing you and with the panel to the left. You will notice that the ganged tuning condenser is held in place with six screws, two at the bottom and four at the top. Loosen the two bottom screws slightly and one or two of the top screws. Using a screwdriver as a "pry," place it between the condenser frame and the panel, and with slight pressure bring the gear on the end of the condenser shaft and the worm on the dial-drive assembly closer together. The change in position will be slight, but will be enough to take up the play. While still holding the "pry," tighten up on the holding screws.

This operation will disturb the original calibration somewhat, but it can be corrected easily by readjustment of the oscillator trimmers. — *Norman E. Blackie, W6WVZ, ex-W1BXB*

MOBILE TIP

TO stop the electrical noise set up by the voltage regulator in an auto ignition system, connect a 10-ohm 1-watt resistor from the terminal marked "field" to ground. This will have very little effect on the operation of the generator, and will usually kill the noise effectively. The resistor should be installed right at the regulator, not at the generator. — *M. J. Silvers, W4HUW*



Military Amateur Radio System



CIVILIAN radio amateurs without any military status now may affiliate with the MARS-Army program! This new authorization, announced as the MARS celebrated its second anniversary of operation, implements a two-year-old provision of the Special Regulation which activated the system.

The Department of the Army announcement hailed the expansion as "making possible a complete radio network throughout the continental United States, which is readily available to military commanders, Red Cross representatives, or other authorities who may be charged with emergency responsibilities in a given area."

A master plan of MARS-Army shows: an Army Headquarters net; six continental Army Area nets; a state net for each state; district nets within each state (as required); and such local nets as may be desirable within each district.

The authorization for civilian membership will make possible the continued use of MARS as a back-up communication system if activities and reserves of the Army are mobilized in a national emergency.

Civilian members are entitled to all the operating privileges the system offers. This includes military call signs, use of military frequencies, SIG manuals and operating instructions, the MARS *Bulletin*, and a station certificate.

There will be no equipment issued civilian members, however. The law specifically forbids issue of Government-owned equipment for use by private citizens.

One major provision of the authorization is the minimum-age limit. To be eligible for membership as a civilian in the MARS, an amateur must have reached his

21st birthday and he must have a station in operation at the time of application.

In the application form, which may be obtained from any Army Area signal officer, prospective members are asked to certify that they will operate in accordance with rules and regulations prescribed for MARS. In turn they are offered the full cooperation of the Army in providing an instantly-mobilized and highly-flexible communications service for use by military and civil defense authorities on a local or community basis.

Any qualified amateur interested in knowing more about MARS and how he may join is invited to write for complete details to the office listed below for his state.

New York, Vermont, New Hampshire, Maine, Connecticut, Rhode Island and New Jersey: Commanding General, First Army, Governors Island, New York, N. Y. Attn.: Signal Officer.

Pennsylvania, Delaware, Maryland, District of Columbia, Virginia, West Virginia, Kentucky, Ohio: Commanding General, Second Army, Fort George G. Meade, Md. Attn.: Signal Officer.

Tennessee, Mississippi, Alabama, Florida, Georgia, South Carolina, North Carolina: Commanding General, Third Army, Fort McPherson, Ga. Attn.: Signal Officer.

Louisiana, Texas, New Mexico, Oklahoma, Arkansas: Commanding General, Fourth Army, Fort Sam Houston, Texas. Attn.: Signal Officer.

Colorado, Kansas, Wyoming, Nebraska, South Dakota, North Dakota, Minnesota, Wisconsin, Iowa, Missouri, Illinois, Michigan, Indiana: Commanding General, Fifth Army, Chicago 15, Ill. Attn.: Signal Officer.

Montana, Oregon, Washington, Idaho, Utah, Arizona, Nevada, California: Commanding General, Sixth Army, The Presidio of San Francisco, Calif. Attn.: Signal Officer.

◆

Maj. General S. B. Akin, chief signal officer, USA, demonstrates the net control equipment of MARS Headquarters station for Lieut. General Matthew B. Ridgeway, chairman of the Inter-American Defense Board. Brig. General Victor A. Conrad, chief, Army Communications Service Division, looks on.

◆



V.H.F.: Why—How—When?


BY EDWARD P. TILTON, W1HDQ

PART I

“**W**HY should I bother with those bands? Anything you can do there a couple of times a year I can do any day on some lower band, and without half the fuss!”

Nearly every v.h.f. enthusiast has heard this or similar arguments when he tried to sell his pet bands to a fellow with years of successful operation on lower frequencies to his credit. The question is fair enough: what *do* the v.h.f. bands have?

Suppose you have moderate power and an average good ham location in Central Wisconsin,



could you keep a regular phone schedule with a station in Milwaukee, say, at 9 P.M.? How about Phoenix to Tucson? Los Angeles to San Diego? Hartford to Brattleboro? Memphis to Jackson?

Probably it *should* be possible to cover any of these paths nicely on 75 most of the time, if it weren't for the competition, but how would you make out in the welter of kilowatts that is 75 in the busy evening hours? The answer is that you just wouldn't, unless you lined up several of the high-powered boys in a round table, to keep the channel at least partially clear.

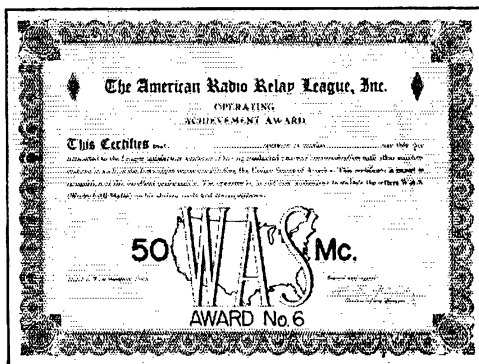
How about 50 or 144 Mc. then? These and many other hops of 75 to 150 miles or so are worked regularly, night after night the year around, on the v.h.f. bands. The signals are no ear-splitters, but they *do* get through, and with lower power than most fellows would think of trying in the face of the heavy competition on lower frequencies. Listen on our so-called “communication frequencies” any evening and you'll hear dozens of stations struggling to work distances that could be covered easily, around the clock, on 6 or 2 meters.

Perhaps the enthusiasm for mobile operation on lower frequencies has started you thinking of uses for mobiles in your local emergency planning, and you wonder what place the v.h.f. bands have in that picture. Observe the operation of 75-meter mobile rigs and see how often any of them have a solid circuit, except by cooperation of several powerful fixed stations. How often can a

10-meter mobile work a local radius of even 10 miles in daytime, when the band is jammed with S9-plus signals from anywhere up to 5000 miles distant? Such a radius, so important in emergency operation, is a lead-pipe cinch on 2 or 6, and no fancy top-loaded happy-family disrupters on that shiny new buggy either! How many commercial services are there left on frequencies where there is skip-distance interference? Those fellows knew where to go. They went *up*, not down, in frequency. Have you noticed how hard it is to spot the cruisers since they changed over to those neat little 18-inch whips?

Like to mess around with beam antennas? (And who doesn't?) Remember the 36-element beam on a recent *QST* cover? 125 feet tall it was, and it weighed a ton. Build it for 420 Mc. and you could carry it in one hand! Even on 50 Mc. almost everyone has at least a 3-element beam, but you hardly notice 'em any more midst the TV arrays. A v.h.f. beam won't hang over your neighbor's garage, but have you tried to put up a 3-element job for 20 on a 50-by-100 lot?

Would you like to be able to claim a “first” in ham radio history? To make the headlines in most ham activities you've got to be a better contest man than W4KFC, or a hotter DX hound than W1FH. You have to organize an expedition to Andorra, or exhibit a QSL from MA1A to cause so much as a lifted eyebrow in DX circles. On 50 Mc. there had been just five of the special hand-lettered WAS certificates issued up to the close of the 1950 season, and only to W5, W9 and W0. WAS can be made on 50 Mc. from anywhere in the country, but it hasn't been — yet! Some day an aggressive and competent 50-Mc. man is going to make WAC, too, and there's a beautiful trophy waiting for him at ARRL Headquarters. WAS on 144 Mc.? Who's going to say it's impos-




Up to press time there had been just five of these special 50-Mc. WAS awards issued. Will *your* name and call go on Number 6?

sible, with several of the leaders almost halfway there? There are countless frontiers just waiting for occupants of 220 Mc. and higher bands.

Like DX thrills? Do you think they come only on 10, 20 or 40? Then you've never heard the 6-meter gang going after HC2OT! Slip that converter down to 144 Mc. when aurora lights the northern skies, and you'll soon find that DX is not measured in miles or megacycles.

Are you a hot contest man? ARRL sponsors three fine week end contests each year, devoted exclusively to 50 Mc. and higher. They're not quite the prolonged endurance contests that some of the low-frequency affairs are, but the competition is just as keen and the numbers taking part are growing all along. The Annual V.H.F. Sweepstakes, held each year in January, has become one of the major affairs on the ARRL operating calendar from the standpoints of participation and enthusiasm.

Is TVI keeping you off the air during the hours when you'd most like to be active? Well, the v.h.f. bands are not TVI-free, by any means, but licking the one-eyed monster is usually easier for the v.h.f. man than for the user of lower frequencies. Plenty of fellows are working nightly on 6 or 2 in locations where opening up on 28 or 14 Mc. would be an invitation to large-scale neighbor trouble.



Have you been around long enough to remember struggling to get 202s to work on 20? Would you like a brand of hamming where just getting the gear to work properly is still a challenge to your ingenuity? Perhaps 420 is for you, or maybe you'd be a hot shot on 1200 or 2400 Mc.

Are you by chance a little tired of the "handle hr Joe rig 807 wid 50 watts" type of QSO, more often than not broken up by QRM before it reaches the friendly stage? Would you like to talk to someone for a change, and have him talk back? Are you the kind who doesn't give a hoot whether the other fellow is a W6 or a W1, so long as he's a good ham with something interesting to chew over? Then why not try 6 or 2, where the hit-and-run contact is the exception rather than the rule, and nerve-racking QRM is practically non-existent?

Yes, the world above 50 Mc. has something for almost everyone. Its inhabitants are not so different from other hams as some might think. Most of them got there because they were seeking

solutions to some of the questions we've raised here. They are as solid citizens as you'll find anywhere in ham radio. Their interest in their brand of hamming is intense; there are few casual take-it-or-leave-it among them. They ride their hobby for all it's worth; and most important, they have fun! Why not move in with them for a while?

What It Takes

Supposing you've been bitten by the bug — the question now is where do we start? With what? When? How?

It would be nice to be able to say that all you need is a 10-watt rig, a one-tube receiver, a folded dipole in the attic, and a little perseverance, but unfortunately it just isn't so. The widespread belief that these will do is a carry-over from early days, when communication of a sort was carried on with the simplest kind of gear. It is still possible to make contacts on the v.h.f. bands with such equipment, but the results obtainable are not the sort of thing to interest most present-day amateurs for long.

Like any other field of human endeavor, v.h.f. work pays off in proportion to the time and effort we put into it. The upper-bracket v.h.f. men got that way because they worked for it; there is no short-cut easy way to the top. On the other hand, the investment in dollars need not be extensive; perseverance and know-how are much more important.

The transmitter need not be high-powered. A vast majority of v.h.f. men operate in the 100-watt range. Jumping to a kilowatt nets an increase of only 10 db., and this is less important on the v.h.f. bands than on lower frequencies where ability to override others on the same frequency often is a factor in getting through. Power helps, of course, but it is not a major requirement.

A good receiver is vastly more important. Good work is often done on lower bands with relatively poor receiving gear. This is almost never true at 50 Mc. and higher, for here much of our work must be done with weak signals. Time and money spent on improving reception yield big dividends to the v.h.f. man. At the present state of commercial receiver techniques this means that the v.h.f. man may have to build something for himself. The receivers and converters that can be bought for 50 Mc. and higher can be improved on by almost anyone who is willing to do a little tinkering. A good low-noise preamplifier is almost a "must" — and the ambitious v.h.f. enthusiast will probably build a complete converter to use with his communications receiver, before he is satisfied with his receiving ability.

Antennas should be as big and as high as the traffic will bear. Some gain is possible in almost every v.h.f. antenna installation, and the best results are almost invariably attained by the big-antenna men. Putting up big antennas is seldom easy, even when the facilities are available, but by no other means can so great an improvement be made in one's operating effectiveness as by improvements in antenna design. Height above

(Continued on page 58)



The World Above 50 Mc.

CONDUCTED BY E. P. TILTON,* WIHDQ

How's activity been on 6 and 2 in your area these evenings? Rather quiet, no doubt, this being the season when some fellows who are primarily interested in DX abandon the v.h.f. bands in favor of lower frequencies. Consideration of this picture of sagging interest occasionally prompts some of the fraternity to ask why we hold the V.H.F. Sweepstakes, major operating activity on the v.h.f. calendar, in January.

That normal falling off in activity during the winter months is the principal reason in back of the selection of the V.H.F. SS date. This contest, with its club incentive, thaws out many operators and rigs that would not otherwise be heard from again until next May or June. Of course, there are some who get on 6 and 2 solely for the contest, but there are many others who, with a little encouragement, would become permanent members of the v.h.f. community.

Experience has demonstrated again and again that new stations show up on the v.h.f. bands during such a contest. It is up to us, the regulars, to see that their initial enthusiasm is not allowed to run out. Welcome these new recruits, and the reappearing "annuals" as well. Tell them about your operating schedules for the winter months and invite them to join in. Then, between the end of the contest and the beginning of the spring DX season, be sure that you don't fall into the habit of "checking the band" with the receiver only.

The Fourth Annual V.H.F. Sweepstakes, Jan. 13th and 14th (see announcement elsewhere in this issue), can be fun for everyone. Ride it for all it's worth; then do your best to see that its beneficial results in the form of increased occupancy are not allowed to go to waste. Let's get 1951 off to a running start!

October-November News

The fall season produced only mild disturbances, and after the big aurora openings of July and August the October and November sessions seemed mild by comparison. Just too late for inclusion in last month's report, October 27th and 28th brought aurora openings on 50 and 144 Mc. During the evening of the 27th aurora signals were reported by W1IZY, W2NLY, W3NKM, W4AO and others, but levels were generally low and activity consisted mainly in calling CQ on the part of the above-listed operators and your conductor.

On the 28th it was a little better. As early as 1:30 P.M. the tip-off (wavy signals out to a few

hundred miles) appeared on 28 Mc., and in a few minutes the hunt began on 144 Mc. W1s IZY and HDQ, W2NLY and W3NKM took turns calling CQ on c.w., with little effect, during most of the afternoon. W3NKM, Pittsburgh, nearly 400 miles to the west, was coming in very well for an aurora signal, but neither W1IZY nor your conductor was able to hear anything farther west, and W3NKM reported little doing before about 6 P.M., when the best period had passed. W2NLY, coming on around 3 P.M., worked W3NKM, VE3AIB and W8FQK. He heard W8WXV, W4AO, W9SUV and several W1s and 2s. W4AO, Falls Church, Va., with high power and a 32-element array, made out the best, working W1s IZY, HDQ, W2PV, W3s NKM, LNA, W8DUL, W9s EGH, EHX, SUV, WOK, and VE3AIB. Ross came on at 4 P.M., and the last signal he heard was W3LNA, at 7:23 P.M.

October 29th and 30th provided excellent tropospheric conditions for 144-Mc. men from the Alleghenies to west of the Mississippi, resulting in DX contacts too numerous and too far back in date to be reported here in detail. This was part of a weather movement that had been dishing up nice openings beginning as far back as Oct. 24th. A feature of the 30th was a contact between W4HHK, Collierville, Tenn., and W3NKM, Pittsburgh, probably the first work on 144 Mc. between these two states.

RECORDS

Two-Way Work

- 50 Mc.: CE1AH — J9AAO
10,500 Miles — October 17, 1947
- 144 Mc.: W8WXV — W5VY
1200 Miles — June 24, 1950
- 220 Mc.: W1CTW — VE1QY
275 Miles — June 29, 1949
- 420 Mc.: W6VIX/6 — W67RN/6
262 Miles — July 4, 1949
- 1215 Mc.: G3QC/P — G8DD/P
75 Miles — Oct. 1, 1950
- 2300 Mc.: W6IFE/6 — W6ET/6
150 Miles — October 5, 1947
- 3300 Mc.: W6IFE/6 — W6ET/6
150 Miles — October 5, 1947
- 5250 Mc.: W2LCF/2 — W7FQF/2
31 Miles — December 2, 1945
- 10,000 Mc.: W4HPJ/3 — W6IFE/3
7.65 Miles — July 11, 1947
- 21,000 Mc.: W1NVL/2 — W9SAD/2
800 Feet — May 18, 1946

* V.H.F. Editor, QST.

A disturbance predicted for Nov. 10th to 12th brought little or nothing in the way of unusual v.h.f. propagation. What happened on the monthly recurrence of the late October disturbance is anyone's guess. There may have been an aurora during the evening of Saturday, November 25th — but the portion of the country where aurora DX is most common was too well occupied with the sudden violence of Mother Nature to know or care. If anyone managed to survive that week end without power or antenna failures, we'd be glad to know if he heard anything on 6 or 2!

On the 50-Mc. front, there was little evidence of a sufficiently high m.u.f. to permit F_2 -layer DX during November. Our friends from Mexico and the West Indies southward found the band open regularly during the evening hours, as in past years, but most Ws could only take their word for it. In Australia and New Zealand they were just entering their spring sporadic-E season, and openings were making possible two-way work between the two countries.

Via CE1AH, ZL1ABL reports what appears to have been 50-Mc. communication by reflection from the aurora australis during the disturbance of Nov. 10th to 12th. And on the evening of Nov. 10th, CE1AH was receiving 50-Mc. signals from Brazil with her beam pointed south. These are the first instances we've had reported of aurora work on the v.h.f. bands in the southern hemisphere. Can our South American and ZL-VK readers give us more details?

Single Sideband on 50 Mc.?

Bristol, Conn. — Would you like to improve your signal by 9 db.? We go to a lot of trouble to attain much less than that in antenna gain, in increased transmitter power, or improved receiver noise figure, but there is another way that, to our knowledge, has been exploited by no v.h.f. amateur to date. But one is now in the process of trying, and thus we report a genuine "first" — the employment of single-sideband suppressed-carrier technique on 50 Mc. by Howard Wright, W1PNB, of Bristol.

The reduced bandwidth and improved efficiency^{1,2} inherent in s.s.b. operation have caused this technique to be employed by the more progressive voice operators on lower frequencies in rapidly-increasing numbers, but the stability problem has been a stumbling block in the extension of s.s.b. to the bands above 14 Mc. It is none too easy to develop satisfactory stability in a transmitter for 28 Mc., let alone 50, and the commercially-available receivers are almost wholly inadequate, with the exception of some high-priced jobs that can be used successfully on 28 Mc. There is probably no tunable converter in existence that is good enough for really satisfactory s.s.b. work on 50 Mc.

For some time W1PNB has been experimenting with s.s.b. on 10, with somewhat indifferent results, principally because of the poor stability of most receivers used on that band. There was a marked difference, however, when the crystal-controlled converters described in September-QST went into service at W1HDQ. Your conductor found that it was possible to tune in the s.s.b. signal of W1PNB and work break-in without receiver adjustments after the initial one. The stability of such a receiving device is the equivalent of the 7-Mc. stability of the receiver with which the converter is used.

Why not 50 Mc., then? Not much weak-signal work is done on 28 Mc. — that band is one where we work with

¹ "What About Single Sideband?," Norgaard, May, 1948, QST, p. 13.

² "A New Approach to Single Sideband," Norgaard, June, 1948, QST, p. 37 (Table I).

2-Meter Standings

	Call			Call		
	States	Areas	Miles	States	Areas	Miles
W1HDQ	16	6	650	W6ZEM/6	1	1 415
W1IZY	14	5	570	W6GGM	1	1 300
W1MNF	14	5	570	W6YYG	1	1 300
W1BCN	13	5	500			
W1CTW	12	4	500	W8WJC	20	7 775
W1KLC	12	4	500	W8BFQ	20	7 775
				W8WXV	18	8 1200
W2BAV	21	7	1175	W8UKS	18	7 720
W2NLY	18	6	750	W8EP	17	7 —
W2PAU	15	6	740	W8WRN	16	6 670
W2DFV	13	5	350	W8RWV	14	7 500
W2CET	12	5	405	W8WSE	14	6 620
W2DPB	12	5	500	W8CYE	12	6 —
W2QED	12	5	385	W8CPA	12	— 650
W2FHJ	12	5	—	W8FQK	11	7 —
W2QNZ	12	5	—			
				W9UCH	18	7 650
W3NKM	17	7	660	W9EQC	17	7 820
W3RUE	16	7	760	W9SUV	17	7 —
W3LNA	14	7	720	W9WOK	15	5 690
W3KWL	14	6	480	W9FVJ	15	6 680
W3GKP	13	6	610	W9NFK	12	7 690
W3OWW	13	6	600	W9FPE	11	5 800
W3KBA	13	6	—	W9UIA	11	6 540
W3KUX	12	5	575	W9GTA	11	5 540
W3PGV	12	5	—			
W3LMC	11	4	400	W9NFM	14	7 660
				W9EMS	13	5 1080
W4HHK	15	6	660	W9ZJB	12	7 1097
W4JDN	13	6	—	W9IHD	12	5 725
W4IKZ	13	5	720	W9WGZ	11	5 760
W4JFU	13	5	650	W9HXY	8	3 —
W4CLY	12	5	720	W9JHS	7	3 —
W4FJ	12	5	700			
W4MKJ	11	5	650	VE3AIB	12	6 600
W4OXC	10	5	500	VE1QY	11	4 900
W4JFV	9	5	830	VE3BQN	6	4 540
				VE3DER	6	4 450
W5JTI	14	5	670	VE3BOW	6	4 415
W5ML	8	3	725	VE3BPB	6	4 —
W5ERD	8	3	570	VE3EAH	5	4 380
W5VY	7	3	1200			
W5AJG	7	2	450			
W5FBT	6	2	500			
W5FEK	6	2	500			
W5IRP	6	2	410			
W5FSC	5	2	500			
W5JLY	4	2	650			

loud signals, or none. On 6, however, much of our communication is with signals that are close to the noise level. An improvement of 9 db. would be marked, indeed, on 50 Mc., if it can be realized.

The s.s.b. rig at W1PNB is in the initial phases of adjustment and the power output is extremely low, but the crystal-controlled converters at W1HDQ, W1CGY and W1HDF all confirm that the stability and quality are excellent. Some weak-signal comparisons between s.s.b. and a.m. are in the offing, and W1CGY is working on an s.s.b. set-up for 50 Mc. It will be mighty interesting to see what s.s.b. can do on a circuit like the 325-mile hop from W1CGY to W3OJU, where signals never run more than a few decibels above the noise. And it is heartening to see that the inquiring spirit is not dead; that there are still a few fellows who are willing to go to a lot of trouble in search of improved performance on the v.h.f. bands!

Here and There on the V.H.F. Bands

Barranquilla, Colombia — Argentina and Brazil were worked several times on 50 Mc. by HK1DX during November. Ted's log shows nothing heard from Nov. 1st to 7th. On the 8th LU6DO and LU1BV were worked between 9 and 10 p.m. The band was open again on the 10th. PY3BY was worked at 7 p.m., followed by PY3EO at 7:40, LU6BM at 7:55, and PY3EO again at 8:15. On the 11th, LU6DO and PY3EO were worked between 7:15 and 7:40. No signals were heard on the 12th, 13th or 14th.

Miraflores, Peru — There has not been as much 50-Mc. DX for OA4BG as in past seasons, but John reports the band open to Argentina and Brazil on Oct. 12th around 8 p.m., resulting in contacts with LU5CK, LU4DP and

PY3FO, LU4DP and TI2AFC were worked at about the same time the following night, and these two were heard again on the 19th.

Arcola, Ill. — In the period between August and November, W9SUV made more than 1000 contacts with 350 different stations on 144 Mc. The territory covered 17 states and 7 call areas, putting Don close to the top of the 2-meter standings in W9. He also finds time to get in some good licks on 50 Mc. The angle of special interest in this case is that W9SUV is one of those fellows who manages his hamming without benefit of eyesight.

Rochester, N. Y. — The night of Oct. 29th was a new high in DX for the Rochester V.H.F. Group, W2s UAD, TKY, RTB, UXP, ZHB, and YYI all adding new states, and for several of the group their first W9s. Beginning at 9 p.m., W2ZHB worked W9NSF, Muncie, Ind., W9FVJ, Toledo, Ill., W9ASM, Indianapolis, W9GSY, Selma, Ind., W9ZHL, Terre Haute, and W9GWL, Griffin, Ind. Ohio stations coming through during this period were weaker than the W9s, and the Illinois W9s had it over the nearer Indiana fellows. Rochester seemed to be the eastern end of the circuit, and no W0s or W4s were coming through in Rochester. Beginner's luck: W2YYI, making his debut on 144 Mc., worked about everything that some of the gang had been waiting two years for!

New York City — What is perhaps the highest 2-meter antenna is used by W2PRB/2, operating from the midtown Manhattan location of WABD-TV, 650 feet above the ground. This spot has certain disadvantages, however, as Mac, W2PRB, and Ralph, W2KJP, are able to begin operations only after WABD leaves the air. After-midnight ops take notice.

Richmond, Va. — The New York to Washington radioteletype net has been extended to Richmond, now that W4CYW and W4FJ are both in business with RTTY on 147.96 Mc. They work W4JCV, W3PYW and W3LMC almost nightly.

Oil City, La. — It wasn't so long ago that most hams in the Gulf states were convinced that 2-meter work over more than a mile or two was impossible. One prominent New Orleans operator was heard to remark, on a lower frequency, that "We've tried 2 meters down here, and it just doesn't work out." But when a few fellows started in with good antennas, sensitive receivers and a fair amount of power, things turned out quite differently, and some of the best 2-meter DX has been worked by Louisiana and Texas W5s. Up to the end of October, W5ML had worked 74 different stations in 8 states, at distances out to more than 700 miles, in his first two years on 144 Mc.

Glenside, Penna. — Do stacked arrays pay off on 50 Mc.? Ask W3FZQ, who has had a practical demonstration in the form of greatly increased difficulty in reading the signal of W1HDQ on their nightly sked, since your conductor reconverted the bottom half of his 4-over-4 to a 10-meter rotary. This series of contacts, now running in the 60s, was about 75 per cent successful on voice and solid on c.w., on the worst nights, with the stacked array at W1HDQ. Now, in two weeks of operation with a single 4-element array, only one contact has been even partially successful on voice. Though a signal of sorts can always be heard, there have been a couple of nights when even c.w. was so weak as to be unsatisfactory for reliable communication. Even 4 db. can make a big difference when you are working close to the noise level!

The 420-Mc. Converter at W4BYN

Perhaps some of the 420-Mc. fraternity have shied away from attempting construction of a converter for that band, feeling that such a job would be more electrically or mechanically than they could handle. If so, they should find the gadget described herewith of interest.

It would be hard to imagine anything much simpler circuitwise than the converter used by W4BYN, Memphis, Tennessee. A single 6J6 is used as a combined mixer and oscillator, with a coaxial line in the mixer input. The coaxial assembly was taken from a surplus ARN-5 receiver, but it could be built easily from the details given in Fig. 1. The i.f. is 21 Mc. This can be fed into a communications receiver, or a broad i.f. system for reception of unstable signals can be made from components now being built for television receiver use. There is nothing critical about the intermediate frequency chosen; it may be altered to suit available com-

(Continued on page 90)

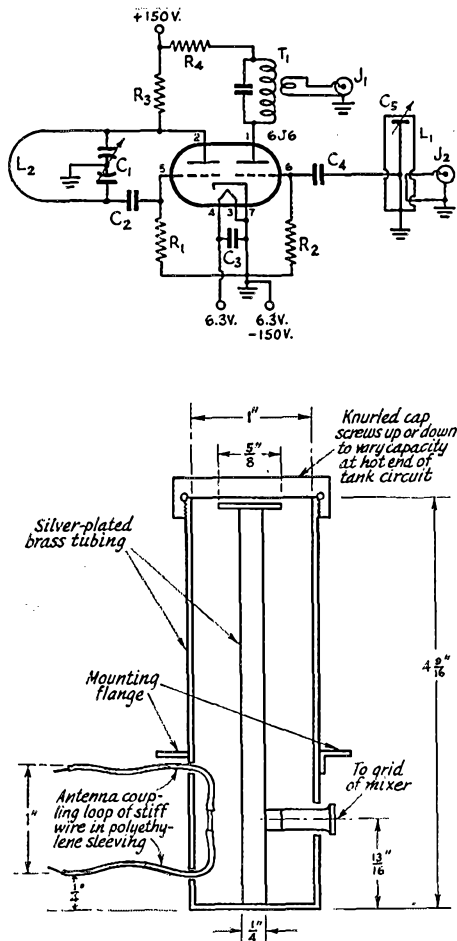


Fig. 1 — Schematic diagram of the simple 420-Mc. converter at W4BYN, with mechanical details of the coaxial mixer assembly.

C₁ — 1.7- to 3.3- μ fd. miniature butterfly (Johnson 160-203).

C₂, C₄ — 22- μ fd. ceramic.

C₃ — 500- μ fd. ceramic.

C₅ — Built-in tuning device; see sketch.

R₁ — 10,000 ohms.

R₂ — 0.1 megohm.

R₃, R₄ — 1000 ohms.

L₁ — Coaxial-line assembly; see sketch above.

L₂ — U-shaped loop made of $\frac{1}{8}$ -inch-wide copper strip. Folded length $\frac{5}{8}$ inch, width $\frac{1}{4}$ inch. Ends are bent at right angles and drilled to fit over the stator posts on C₁, providing a means of inductance adjustment.

J₁, J₂ — Coaxial fittings.

T₁ — 21-Mc. i.f. transformer, with one-turn coupling loop wound over cold end of plate winding.

The principal dimensions of the coaxial line used in the mixer grid circuit appear in the sketch. Conductors may be of brass or copper, preferably silver plated. A disc is soldered to the end of the inner conductor, forming the fixed plate of a capacitor across the end of the line. A knurled cap threaded onto the outer conductor is the variable element.



U.S.A. CALLING!

THE Naval Research Laboratory in Washington is currently seeking research and development workers in electronics and physics fields in numerous specialized classifications. At present, Civil Service status is not a prerequisite. In addition to the actual vacancies, the laboratory is also interested in interviewing individuals who appear to be qualified in the general fields indicated by the vacancies. Pay scales are mostly in the range \$3825-6400 per annum, depending upon the position. There are openings as Electronic Scientist in numerous branches: general electronics, sonar, propagation, electron optics, airborne systems, antenna research, vacuum tube research, radar, countermeasures, etc. There are openings as Physicist in branches such as electromagnetics, ballistics, applied optics, nucleonics, etc. There are also openings as Electrical Engineer in branches such as shipboard and airborne systems. A few examples will serve to show the scope of the vacancies:

Job 3. Electrical Engineer, GS-7 (\$3825-4875), (Shipboard Systems Branch). Experience with feed-back control systems is desirable. Applicant must have experience and/or graduate study in electrical engineering, giving him a substantial background in mathematics and electronics as applied to control processes.

Job 8. Electronic Scientist, GS-9 (\$4600-6350), (Sonar Systems Branch). Duties will be to design instrumentation to exacting specifications for experimental sonar systems. Applicants should possess an appropriate degree and experience in the design of electronic equipment.

Job 10. Electronic Scientist, GS-9, Sound Division (Propagation Branch). A wide, general knowledge of electronics is necessary rather than a specialized knowledge of one particular field. The appointee acts as a consultant in electronics to other physicists and engineers. A fairly recent graduate in electronics with a record of accomplishment of difficult electronic problems is most desired.

Job 19. Physicist, GS-11 (\$5400-6400), Electricity Division (Electromagnetics Branch). The appointee will perform research which will encompass theoretical and experimental studies of ionization, recombination and energy levels of molecules excited by d.c., a.c. or r.f. energy. The Ph.D. degree in physics or equivalent plus experience in research or gaseous conduction or discharges is desirable.

Job 22. Electronic Scientist, GS-9 or GS-11 (Antenna Research). The appointee will perform research in the field of microwave antennas involving the design, development, test measurement, and construction of a final production model of required antennas according to performance specifications as drawn up by a Naval Activity.

Job 29. Electronic Scientist, GS-11 (Vacuum Tube Research). The appointee will perform research in vacuum tubes such as the design of an electron gun and repeller structure, and an electron trajectory device.

Job 34. Electronic Scientist, GS-11 (Systems Utilization). The appointee will be the head of an electronic systems interaction subsection doing experimental work in radio interference measurements and standards and in radio interference instrumentation.


Job 38. Electronic Scientist, GS-9 (Search Radar). Design radar transmitters and closely associated components such as receiver duplexing units. A knowledge of high-power r.f. units is required.

Job 41. Electronic Scientist, GS-9 (Countermeasures). Duties include working on the electronic coordination, synchronization and synthesis of missile control signals for countermeasure actions.

If interested and qualified in these or closely allied fields, write Personnel Division, Code 1817, Naval Research Laboratory, Washington 25, D. C., for a copy of the announcement of openings; if interested in a specific opening mentioned in the above examples, refer to it by job number.

Miniature Magnetron

Anyone familiar with magnetrons immediately visualizes them as the husky copper brutes that are used in microwave radar and other applications. The magnetrons that have appeared in the surplus market have enjoyed little if any use by amateurs, because they are expensive and require pulse and waveguide techniques. However, the General Electric Company recently announced a miniature magnetron (the development number is Z-2061) that appears to offer many possibilities for amateur work. Built in a normal miniature-tube envelope and fitting into the normal 7-pin miniature socket, this tube is capable of operating continuously at 250 milliwatts output anywhere from 30 to 900 Mc. A small magnet slides down



over the envelope of the tube, and suitable circuits are connected to the socket in the usual manner. At the high-frequency end of the range, the tuned circuit might be essentially a hairpin loop of wire. However, because the traveling-wave mode is used, the circuits are physically larger than would be used with negative-grid tubes at the same frequency.

The tube was developed for u.h.f. television receivers and, when produced in large quantities, will sell with its magnet at a price comparable to other miniature receiving types. Mass production of the tubes will be timed to fit into the FCC's release of the new u.h.f. television channels. At present, limited quantities are available for experimental work. — B. G.

Strays

The familiar handie-talkie and walkie-talkie equipments of W. W. II have been subjected to radical postwar redesigning, resulting in reduced weight and bulk, increased speech intelligibility, and greater versatility. The handie-talkie of today's Army is a frequency-modulated job, permitting foot soldiers to communicate readily with the more common f.m. "nets" of supporting elements. The new version of the walkie-talkie uses f.m., as did its predecessors, but is only one-half the weight and bulk of the earlier model.

Vacuum tubes with a service life of twenty years have been developed by Bell Telephone Labs for use in repeater amplifiers installed in underseas telephone cables.



Operating News



F. E. HANDY, WIBDI, Communications Mgr.
JOHN E. CANN, WIRWS, Asst. Comm. Mgr., C.W.
GEORGE HART, WINJM, Natl. Emerg. Coördinator

♦ J. A. MOSKEY, WIJMY, Deputy Comm. Mgr.
L. G. McCOY, WICP, Asst. Comm. Mgr., 'Phone
LILLIAN M. SALTER, Administrative Aide

New Year's Thinking-Out-Loud. The beginning of a new year is an excellent time for review of the accomplishments of the past and evaluation of the opportunities that lie ahead. It has indeed been an excellent year for enjoying the fullness of amateur radio. The issuance of many ARRL proficiency and public service awards, the biggest FD and SET participation in history, the steady growth in the number of emergency coördinators and registered size of our Amateur Radio Emergency Corps, and other 1950 indications are stirring evidence of the passing of another successful year. The increasing public recognition of the educational and public service values in our work reminds us all of the desirability that each amateur continue to devote at least part of his time to particular constructive operating ends.

Let us use this occasion of the New Year to look at our individual progress in the last year and then to assess some of the outstanding opportunities or possibilities in the year to come. We can here pose only a few of the many possible questions, of course. Are *you* registered in the AREC? Did you send in your Station Activity Report this month? Are you a member of a net? What ARRL appointments do you hold? Are you originating any traffic? Do you have your Code Proficiency Certificate? Does it stop at 20 or 25 or have you our *top* endorsement? TVI treatment completed for your transmitter? Have you a "set with handles"? Battery or other emergency power? Mobile? Hold RCC-WAS-DXCC? Can you work v.h.f. so you can benefit from the V.H.F. SS coming up this month?

Such a list could be greatly extended. We leave it to you to make up your own list but think you will find a little review a good thing. Amateur radio operating contains quite a wide variety of incentives and objectives. What project or band or proficiency comes next on *your* list? Surveys of amateur interest have indicated that the versatile amateur after reaching one goal often passes on to work for new objectives. Amateurs who start to major in voice operation may become intrigued with c.w. DX potentialities, the traffic man may turn to v.h.f.! The s.s.b. experimenter of today may turn out to be tomorrow's club president or head the club's interference committee or be made responsible for the FD or SET planning. ARRL represents *organized* endeavor and offers appointments to each amateur along the lines of his natural interest.

Not one but many values give our institution its strength and make it respected. The strength

of our fraternity depends on more than just the casual use of our privileges. It depends on the aggregate values created by the activities and proficiencies and operational instruments *you and I and the other fellow* can create and maintain through our organization. Our organization help and ARRL appointments and services of the Communications Department all point in this direction. They are set up to recognize current activity and operating accomplishment, to lend prestige and point to individual efforts, and to establish patterns for organized ability to use our practical circuit means for routine or emergency communications in the public interest in our highest traditions.

A few of our available items are: (1) net directories giving the name, frequency and time of every registered net in the country, a valuable aid for finding the proper outlet for your messages in nationwide service; (2) complete booklet information giving clear instructions for setting up proper message form and checking word count; (3) complete outlines on emergency communications including information on network operations; (4) TVI helps including information suitable for a neighbor "On Your TV Receiver" and for the amateur lists for ready reference to the many helpful articles that have appeared in *QST* covering TVI reduction — also we have "BCI Typical Solutions," sent members on request.

If you are getting into traffic or emergency work or have a TVI problem, we want you as a member to take advantage of these services; it will take only a letter, postcard or a radiogram to Headquarters asking for the information outlined. *Let's do the job right*, whether putting together the preamble of a message, or fixing the rig to solve interference problems. Ask for whichever ARRL helps will further your operation in amateur radio along the line of your natural interest. Any and all amateurs not identified with the Amateur Radio Emergency Corps are especially urged to ask for the AREC registration blank to help you become part of the national organized amateur effort in the direction of public service work.

Let's Do the Job Right! The fun and recognition in doing constructive things make our amateur radio a success! It doesn't take a great deal of listening for one to realize that traffic work, emergency organization and 'phone nets are becoming increasingly popular. C.w. net operation is also at the highest level ever. Some increase in our work can easily be attributed to world condi-

tions. Lots of top-grade morale-helping traffic has to be handled from overseas. Amateurs throughout the country have shown and are continuing to demonstrate great eagerness to take part in civil defense planning and do everything they can to set up emergency communications. Amateur radio has always given freely of its time and equipment when an emergency arose and will continue to do so in the future. The organization of emergency networks at municipal and section levels takes a good deal of work and considerable "know-how" on the part of those participating.

Questions about the correct way to handle messages, how to call the roll, who is the proper emergency coordinator to contact, and many other such matters are constantly reaching us. ARRL can help on these and likewise is equipped to offer free information to any amateur desiring to organize a net where in a city there is no active or regular AREC group or v.h.f. net service. It is a well-known axiom that if you want to do the job right you must have the proper tools and that is exactly what Hq. tries to provide.

Coming Activities . . . Appointment Invitation. The Activities Calendar as usual lists the next CP Qualifying Run opportunities, also the February FMT. And elsewhere in this issue you will find the complete rules for the January V.H.F. Sweepstakes. Note other special announcements as the activities come up. Drop a line to your SCM about the CD appointments you're qualified to hold and send him a word on your amateur station results each month to prove your activity — the criterion for holding all appointments. You get out of *any* activity in life in proportion to what you put in. ARRL provides operating *organization* in amateur radio. It is through organized activities that one gets back *more* than he puts in, through the cooperative ideas and efforts of other amateurs.

— F. E. H.

MEET THE SCMs

Scott Davison, W0ED, who has served the Nebraska section as SCM since September, 1949, obtained his first license in the summer of 1933, after several years' interest in amateur radio.

A member of the Pioneer Radio Club of Fremont, Nebraska, and the Miller Radio Club of Miller, South Dakota, he has, at various times, held all the club offices. He is a



regular participant in ARRL Sweepstakes and Field Day activities and is a former EC appointee.

In 1938 a Certificate of Merit was issued to him by ARRL for his amateur radio emergency work during the March, 1937, South Dakota sleet and snow storm; he also received a certificate from United Press for the same work in Nebraska.

The station layout at W0ED is as follows: 6J5-6L6-809s with modulator, 6J7-6C5-pr. 6C5a-pr. 6L6s; and 6L6-6L6-813. Bands used are 3.5, 3.85, 7, 14, and 28 Mc., both 'phone and c.w. Receiver is an NC-57. Regular antennas are an 80-meter 132-ft. end-fed, and a 20-meter doublet.

Another hobby of Scott's is collecting old coins, and for diversion he enjoys basketball, swimming, and all outdoor sports. His occupation is linotype machinist for Walker Newspapers, Inc.

OCTOBER CD QSO PARTIES

Listed below are the highest claimed scores for the October C.W. and 'Phone CD QSO Parties. The figures following each call indicate the claimed score, number of contacts and number of ARRL sections worked. Complete results will appear in the January CD Bulletin.

C.W.

W6BES	184,020-338-80	W8TZO	65,565-272-47
W4KFC	136,010-462-58	W2ZVW	64,750-252-50
W9BRD	127,440-425-59	W7KQJ	62,700-155-44
W6CUF	125,493-233-59	W0IA	61,320-212-56
W4IA	121,245-404-59	W9GDI	61,200-240-51
W7KWC	117,936-252-52	W2GFC	60,950-258-46
W1EOB	115,995-400-57	W3AIZ	60,480-219-54
W3VES	113,980-399-56	VE1BK	60,240-251-48
W3FQB	96,930-352-54	W8EXZ	59,800-224-52
W6BIP	95,824-197-53	W0TKX	58,905-224-51
W6LVN	84,609-181-51	W8GBF	58,760-219-52
W4BZE	84,240-307-54	W2EWP	56,160-228-48
W9NH	84,240-306-54	W5OYP	55,385-206-53
W1AQE	81,885-309-53	VE3QE	54,060-212-51
W9FXA	81,510-282-57	W4WWT	53,805-204-51
W3FQZ	81,270-301-54	W4NH	53,580-228-47
W2CWK	80,825-299-53	W4MWH	52,750-204-50
W3LMM	80,300-288-55	W5DEJ	52,675-208-49
W1CRW	79,050-310-51	W7EAU	52,038-118-49
W1OS	77,010-302-51	W4AYN	51,510-202-51
W8DAE	73,150-259-55	W3QLI	51,260-233-44
W4TWI	67,840-249-53	W2LEJ	50,170-171-58

Others with scores over 35,000: W9QLW 49,980, W5ONL 49,585, W3NRE 48,530, W4LAP 48,000, W8ZJM 46,920, W2KEL 44,880, W5LGG 43,920, W0DU 42,700, W0IC 42,000, W2NIY 41,280, W9CBE 41,175, W4CXY 40,890, W1AQT 39,560, W7MLL 38,070, W4FV 35,175, W9HDZ 35,045, W1JIT 35,040.

'PHONE

W4DCQ	23,200-116-40	W6CHV	4335-25-17
W4NYN	16,200- 90-36	W1AQE	4095-39-21
W4FV	14,280- 79-34	W4NAD	3850-35-22
W4KFC	13,940- 75-34	W1JYH	3740-40-17
W8NOH	13,200- 75-33	W5GHF	3400-34-20
W8ZJM	10,230- 56-33	W9TAL	3060-32-17
W4CVO	9135- 56-29	W9RSZ	3000-30-20
W2ZVW	8370- 55-27	W1EOB	2975-28-17
W8AJW	7000- 51-25	W1NJM	2720-27-16
W4FJG	6500- 49-25	W5DRW	2610-24-18
W4AKN	6375- 46-25	W4LPP	2550-27-15
W5WZ	4800- 41-20	W2DME	2320-29-16
W9IFA	4715- 36-23	VE3BL	2000-19-16
W8AQ	4410- 35-21		

A.R.R.L. ACTIVITIES CALENDAR

Jan. 5th: CP Qualifying Run — W6OWP

Jan. 13th-14th: V.H.F. Sweepstakes

Jan. 19th: CP Qualifying Run — W1AW, W0TQD

Jan. 20th-21st: CD QSO Party (c.w.)

Jan. 27th-28th: CD QSO Party ('phone)

Feb. 3rd: CP Qualifying Run — W6OWP

Feb. 7th: Frequency Measuring Test

Feb. 9th-11th: DX Competition (c.w.)

Feb. 14th: CP Qualifying Run — W1AW, W0TQD

Feb. 16th-18th: DX Competition ('phone)

Mar. 2nd: CP Qualifying Run — W6OWP

Mar. 9th-11th: DX Competition (c.w.)

Mar. 13th: CP Qualifying Run — W1AW, W0TQD

Mar. 16th-18th: DX Competition ('phone)

April 1st: CP Qualifying Run — W6OWP

April 14th-15th: CD QSO Party (c.w.)

April 19th: CP Qualifying Run — W1AW, W0TQD

April 21st-22nd: CD QSO Party ('phone)

May 5th: CP Qualifying Run — W6OWP

May 16th: CP Qualifying Run — W1AW, W0TQD



With the AREC

Well over 200 reports of activity in the SET have been received so far, with more still trickling in. This compares favorably with 127 last year. Data hastily extracted from the reports show that 2276 amateurs participated in the test using 1019 mobiles or portables and 209 fixed stations operating on emergency power throughout the test. The total number of messages sent to ARRL, as indicated in reports received, is 1459 (we actually received 1620). Some groups did not include figures with their reports, and undoubtedly there are still some groups who have not reported.

Considering all such factors, we can estimate that about 4000 amateurs participated in the 1950 SET, and that perhaps 300 ECs were on the job. Every advance indication points to the fact that the 1950 SET was the biggest and best yet, and that a tremendous job has been done since this time last year. We may well pride ourselves on the progress we have made.

But before we get too complacent about the whole business, let's take a look at some additional comparative figures. For example, 4000 amateurs may have participated, but there are around 85,000 amateurs licensed in the United States alone. Even if we assume that less than half of these are active on the air, which is quite an assumption, the percentage is still not especially impressive. Almost 1100 ECs have received appointments from their SCMs; if 300 were active, where were the other 800??? Our performance in 1950 was good. We're not kicking. We just want to point out that we are a long way from perfect. Our progress has been unprecedented, but it is just beginning. We cannot sit back and relax, now that a successful annual test has been completed. We have work to do, so let's get on with it. Read Bud's editorial in December *QST* and you'll get an idea of what we are up against.

It is time for you to get active in the Amateur Radio Emergency Corps, OM! You don't have to spend all your time at it; you don't have to have emergency power; and you don't have to belong to any organization, national or local. All you have to have is a desire to help serve the public and the nation in the name of amateur radio. If you have that, get an AREC registration form (Form 7) from your EC, or write us if you do not know who he is. We'll be glad to send you a registration form and tell you whom to submit it to. Most active amateurs have every intention of signing up, but keep putting it off. Okay, let's do it, OM — now!

The close coordination between AREC members in the state of Washington with the Washington State Patrol paid off last October when local amateurs were instrumental in supplying communications in the search for two lost state patrolmen in the mountains near Everett. W7IOQ was first to offer his services when he read about the lost officers, which services were immediately accepted and put to work.

On Thursday morning, October 19th, W7IOQ and W7KLB took their mobile gear, gas-engine generators and four BC-611 walkie-talkies to Verlot, where a net control station was established. The BC-611s were taken with the searchers, and constant communication was maintained with them for a day and a half. Greatest distance covered was about 25 miles. Six additional walkie-talkies were later put into use at the request of the chief of the Washington State Patrol. Mobile units in cars were almost entirely useless, since the searching had to be done on foot, for the most part, over very rugged terrain. W7s KLB, LBP and JCT participated on the scene while W7s KWX, MYL, CSK, FFP, MHM, JFB, RT, LJB and IOQ loaned equipment or were on the air from Everett. W7IOQ states that the major lesson learned was the importance of having all equipment operate on the same frequency. Ten meters in the evening and 75 meters in the daytime seemed to be the best choice of channels.

NATIONAL CALLING AND EMERGENCY FREQUENCIES

C. W.	'PHONE
7100 kc. (day)	3875 kc.
3550 kc. (night)	14,225 kc.
14,050 kc.	29,640 kc.
28,100 kc.	

During periods of communications emergency these channels will be monitored by stations of the National Emergency Net for personal-inquiry traffic. At other times, these frequencies can be used as general calling frequencies to expedite general traffic movement between amateur stations. Emergency traffic has precedence. After contact has been made the frequency should be vacated immediately to accommodate other callers.

The following are the National Calling and Emergency Frequencies for Canada: c.w. — 3535, 7050, 14,060 kc.; 'phone — 3815, 14,160 kc.

At about 9 o'clock on the evening of October 26th, Grants Pass, Ore., and vicinity were lashed by one of the heaviest wind storms in local history. Uprooted trees crashed across power and telephone lines, blocked streets and roads and fell on homes, automobiles and trailer houses. In Grants Pass and adjacent territory power was off for from three to seven hours.

Before the blow had subsided EC W7KEN and W7FTA rushed to the police station and offered assistance. A few minutes later W7JOL arrived, who picked up W7MEV, followed closely by W7MKA and W7NFZ. Within 15 minutes a battery-powered 10-meter transmitter was set up in the police station, working with two 10-meter mobiles. In each mobile the Chief of Police placed an officer.

Emergency operations continued for about four hours, at which time power service was partially restored. During the emergency W7MEV and W7JOL helped install an a.c. generator at the hospital where doctors and nurses were working under extreme difficulties, caring for victims injured by falling trees. W7OPH, a member of the local police force, acted as liaison between the hams, city officials and public utilities.

Some 48 hours later a heavy and continuous rain caused flood conditions. Rising water inundated county roads, city streets and washed out numerous bridges. By 2:00 P.M. October 28th, all highways leading into Grants Pass were

On Sunday morning, Sept. 10th, the mobile units of the Milwaukee Radio Amateurs' Club lined up in front of the Milwaukee County Courthouse; purpose: publicity photos. This is one of several photos which appeared the following day in the Milwaukee *Sentinel* and the Milwaukee *Journal*, along with a write-up emphasizing the club's civil defense communications potentialities. (Photo courtesy Milwaukee *Sentinel*)

QST for



closed. Local amateurs again stood by until at 11:00 P.M. when the EC put them into action. Although power did not fail, an emergency transmitter was again set up in the police station to provide a link with the more-powerful home station which was acting as control station for the mobiles which were operating out of town aiding sheriff deputies in rescue operations as well as reporting road conditions and rising water. This operation continued throughout the night and until early morning when the downpour ceased and the high water crest passed.

Operating the emergency station at police headquarters were W7NFZ and W7ITZ. W7MEV acted as NCS and mobiles were manned by W7KEN and W7FTA. The Chief of Police and the officers of the City of Grants Pass expressed their gratitude to the Southern Oregon Radio Club and each ham who took part in the emergency operations.

— W7ITZ, Secy., Southern Oregon Radio Club

The Milwaukee Radio Amateurs' Club has reported good success in obtaining favorable publicity in the local papers and wants to pass the secrets of its success along to other clubs. During the summer a "mobile wing" was organized within the club, which participated in the annual Chevrolet Soap-Box Derby, sponsored by the Milwaukee Sentinel. Paper officials and the mayor were so impressed that the club has been asked to participate in next year's derby. In September, the mobilers lined up in front of the county courthouse for a "mobile show" which was covered by both local papers. The cut shown is just one of many pictures which were published in both the Sentinel and the Journal. In October, the club's mobiles participated in Milwaukee's Community Chest parade which was 8½ miles long, furnishing complete communication for the parade's officials who rode in the mobiles. Each mobile unit was furnished with a large sign identifying it as "Milwaukee Radio Amateurs' Club — Mobile Radio Unit." The mayor personally congratulated the group on its performance and next morning's Sentinel said "If the Milwaukee Radio Amateurs' Club handles emergency communications as efficiently as it did the 'Good Neighbor' parade Sunday, Milwaukee will have nothing to fear from that quarter."

Their formula is simple: (1) establish a "mobile wing" in the club; (2) participate in all possible civic events, as well as conduct drills from time to time, to keep the interest up; (3) have a line-up of your mobiles in front of some civic building and invite the press to take pictures; (4) get active in the civil defense program of your community, which is an item of major interest these days.

On Nov. 1st, a fire which started somewhere in Griffith, Ind., and traveled to just north of New Elliott, Ind., caused EC K9AAR of Hammond to alert his AREC organization to assist. By 7:00 P.M. the flames were as high as 25 feet and some homes were in its path. At 7:10 K9AAR was alerted, was operating mobile by 7:20, and all other mobiles were on by 7:30, having been alerted either by telephone or radio. W9OFD acted as net control of the mobiles until W9MVZ arrived. Other mobiles participating were W9KRJ, W9GZH, W9GUX and K9AAR. W9GNR assisted from a fixed location. Since there were no telephones in the affected area and the town was without fire protection, the mobile units were instrumental in supplying communication between the various fire-fighting units until the blaze was brought under control.

SCM W20BU suggests that emergency coordinators who get bulletins from Headquarters pass these around among members of their AREC groups so that all personnel are adequately informed. A good idea! A well-informed group is one of the best assurances of an efficient organization.

W7GTN reports the first instance we have heard about in which s.s.b. was used for emergency communication. During a communications outage between the little town of Stibnite, Idaho, and Boise in late October due to heavy rainfall followed by high winds and wet snow, W7GTN in Boise maintained communication with W7CUG in Stibnite for two days using s.s.b. Communication was required around-the-clock during most of this period. Prior experience with a.m. transmission had indicated great difficulty in maintaining constant communication but little trouble was experienced on s.s.b. using half the power. Both W7GTN and W7CUG are convinced that without

this method of transmission the 100% contact they were able to maintain would not have been possible.

Notice the new heading to this column? AREC stands for Amateur Radio Emergency Corps and becomes the official name of our emergency organization from now on. Forums and supplies will bear the new name as and after present stocks are used up, but not before. Meanwhile, nothing has been changed about the old AEC except its name.

BRIEF

A rather interesting four-way QSO took place on 75 'phone on November 13th. W2UNJ was using s.s.b. W1PXX operated n.f.m., W2ZBK had controlled carrier and W2NCY was on with a.m. The QSO lasted about three hours and the fellows were kept pretty busy tuning and adjusting receivers for each type of emission.

DX CENTURY CLUB AWARDS

HONOR ROLL

W1FH.....236	G2PL.....226	W0YXO....222
W8HGW.....232	W2BXA....226	W3GHD....222
W6VFR.....229	W6EBG....224	W3CPV....222
W3BES.....227	W6ENV....223	

RADIOTELEPHONE

W1FH.....195	PY2CK....182	W2BXA....173
XE1AC.....188	W6DI....181	W9RBI....170
VQ4ERR....182	W8HGW....181	W1JCX....170
	LU6AJ....179	

From October 15 to November 15, 1950, DXCC certificates and endorsements based on postwar contacts with 100-or-more countries have been issued to the amateurs listed below.

NEW MEMBERS

W1JNV.....120	G8PW.....104	DL7AP....102
ON4NC.....116	W4AWS....104	OE3CC....101
W3ALB.....116	W3AFU....103	W6GPB....101
OZ3Y.....111	I1ARA....103	OH4NF....101
W0CU.....111	DL1AT....102	W9EXY....100
SM7QY....111	G3ABG....102	W3AFM....100
OK3SP....106	KG8GD....102	KL7PJ....100
SM5DZ....106	W8PM....102	W2GSN....100
W1RWS....105	G3CVG....102	OK1MB....100
	W6MEL....102	

RADIOTELEPHONE

W4DCQ....109	W3KT....103	W0JRY....101
DL1FK....106	W2QCP....102	W9GZK....100
EI4Q....105	VS9AH....102	W8DMJ....100
W9LXQ....103	I1BIC....102	W4GIO....100

ENDORSEMENTS

W1JYH....203	W1AXA....166	W4HVQ....142
CE3AG....201	W1GKK....165	W3IXN....141
W3OCU....201	W9TQL....162	W9ABA....140
W0PNQ....201	G2MI....161	G3AKU....136
W8BRA....199	W1DQH....160	W8AJW....135
W5KC....192	OK1HI....160	OH2PK....130
W6BPD....192	OK1VW....160	VQ8AD....130
W1HX....190	W2QCP....154	G5FA....130
W6RBQ....190	W1MUN....150	W1TX....130
W2YW....178	W4RBQ....150	W3CGS....120
G3DO....175	W2BJ....150	ZL8LR....120
W1AB....171	W1FJN....150	KL7IT....120
W2PUD....170	W6LDD....150	W4EV....113
W8UDR....170	W1HA....150	W9HUZ....110
I1KN....170	I1OJ....150	W4QT....110
CE3DZ....170	G3DCU....145	HB9FI....110
W8SDR....170	G6RC....142	W9DGA....110

RADIOTELEPHONE

SM4KP....156	I1SM....140	W9UUN....121
H2CJR....152	W4ESP....140	W8AJW....121
W1FJN....150	W6AM....137	W2NHZ....120
G3DO....150	W6CHV....131	VE1GR....113
W3BES....141	W2ZKG....124	W2PRF....111
	W0EYR....122	

TRAFFIC TOPICS

Organization and system are something that we amateurs are becoming increasingly aware of. Every traffic net follows some standard of operation, some set procedure which everybody in the net is urged to follow — or else they don't get much traffic handled. Both in 'phone and c.w. nets, a procedure is involved as to how one reports in, indicates traffic, sends traffic and reports out of the net. This is generally accepted as right and necessary, and the net with the snappier procedure is considered the "hotter" net.

But when it comes to organization of nets into systems, the picture changes a bit. What is desirable from the standpoint of one net may be the bunk for another. Quite often a system of nets will fall apart because of inability or unwillingness of one or more groups to conform to the over-all pattern — and so we have individual nets springing up everywhere, each with its own specific purpose and coverage and its own closely-knit gang of fellows. Liaison connections are sometimes available with other nets, if it is convenient, but that's usually as far as it goes. Standardization, organization, system, all are easier among a local group who have similar problems than among widely-scattered groups many of whom have quite different problems. Yet, in the interest of unity of purpose, it is necessary that somehow these problems be resolved, that local deviations from the pattern necessary for reasons of local circumstances eventually be worked out so that we traffickers, as well as the rest of amateur radio, can present a united front, a single strong facility, rather than a scattered mass of unconnected and isolated facilities. The difficult task of accomplishing this is a challenge to our ability to work together — a challenge we can meet if we will.

— — — — —

Occasionally a station in a net originates a message addressed to all net members and transmits it simultaneously to a number of stations at the same time (called "QNC" on c.w. nets). The question of how to count such messages in the monthly traffic total has arisen. This question can be answered by reference to the general premise that a message counts in the total each time it is handled by radio; and "handling" means transmitted by the sending station and acknowledged by the receiving station. Thus, for the transmitting station, such a message counts as one transmitted or one relayed, depending on whether or not the message was originated by the transmitting station. For each station on the net who acknowledges receipt, it counts as one received. It does not count at all for either transmitting or receiving station if no acknowledgment of receipt is given. Note also that the transmitting station gets only one point for each time the message is transmitted in full, regardless of how many stations copy and eventually acknowledge it.

— — — — —

The total net registration to date (Nov. 16) is 189. Of these, 94 are principally traffic nets, 69 emergency and 26 are unknown — 98 nets use c.w., 96 use 'phone (a few use

both). The net listing listed elsewhere on this page supplements and corrects the listing which appeared on pages 58 and 59 of November QST. By the time this appears, a complete cross-indexed mimeographed net directory should be available.

SUPPLEMENT TO NET DIRECTORY

The following list of nets will supplement and correct the listing on pages 58 and 59 of November QST. An asterisk (*) indicates correction from previous listing. If your net is not listed below, it was not registered with us up to Nov. 16, 1950. Send us the information requested on page 60, Sept. 1950 QST, or ask us for a net registration card.

Name of Net	Freq.	Time	Days
Alabama Emergency Net (AENB).....	3715	1900 CST	Daily
Alberta Phone Net.....	3765	1930 MST	Mon., Wed., Fri.
Arizona Emergency Net (AEN).....	1990	1900 MST	Tue.-Thu.
	3865		
	7210		
Arizona Phone Net.....	3865	0600 MST	Daily
		1230 MST	
		1700 MST	
Arkansas Slow Speed Net	3700	1830 CST	Mon.-Fri.
Barnyard Net.....	3924	0800 EST	Mon.-Sat.
Beaver Net (QBN) (Ont.)	3535	1900 EST	Mon.-Fri.
		2200 EST	
British Columbia Net (BCN).....	3655	2100 PST	Mon.-Fri.
Canal Zone Emerg. Net....	28,900	2100 EST	Mon.
Canal Zone Traffic Watch	14,280	2200 EST	Mon., Wed., Fri.
Canal Zone Traffic Watch	28,900	1215 EST	Mon.-Fri.
		1700 EST	
Central Area Net (CAN)...	3670	2030 CST	Mon.-Fri.
Connecticut Net (CN)....	3640	1900 EST	Mon.-Fri.
		2200 EST	
Connecticut Phone Net (CPN).....	3880	1845 EST	Mon.-Fri.
		1000 EST	Sun.
Connecticut Training Net (CTN).....	3640	1900 EST	Sat., Sun.
Crossroads Emerg. Net Atlantic Side (C.Z.).....	28,600	2111 EST	Mon.
Deep Sea Dragnet.....	3960	1145 EST	Mon.-Fri.
Denver Area Civilian Emerg. Net (DACEN).		2000 MST	Thu.
(Zone 1).....	29,100		
(Zone 2).....	29,200		
(Zone 3).....	29,000		
(Zone 4).....	29,280		
(Zone 5).....	29,400		
(Zone 6).....	28,720		
(Zone 7).....	29,500		
Eastern Area Net (EAN)...	3705	2030 EST	Mon.-Fri.
Eastern Mass. Net (EMN)	3745	1900 EST	Mon.-Fri.
		2200 EST	

An imposing group of traffickers from the Tall Corn Net (Iowa) and the Tenth Regional Net of the National Traffic System gathered at the home of W0AUL on the Friday of the Midwest ARRL Division Convention. So much BPL is represented here that we want to introduce each of them. *Sitting, l. to r.:* W0s AUL, RUP, QAO, NYX, QVA, TIU, HMM. *Standing, l. to r.:* W0WGM, W0AY, W0HKN, W0FDL, W0ATA, W0VRD, W0PZO, W0BDR, W0HQA, W0PP, W0BDZ, W0SCA, W0KJP, W0TQD, W1BUD, W0NIY, W0CDB, W0OSC, W0NWF, W0ITQ, W0CJT, W0YTA, W0YNP, W0ZFO, W0JDJ, W0SCW.



Eastern Mass. Slow Speed Net (EMNS).....	3745	1815 EST	Mon.-Fri.
FARM Net.....	3935	1930 MST	Mon.-Fri.
Florida Emergency Phone Net (FEPN).....	3910	1315 EST	Tue.
Gem Net (Idaho).....	3743	2000 PST	Mon., Wed., Fri.
Golden State Emergency Net.....	3965	1900 PST	Mon., Wed.
High Plains Net.....	1995	1830 CST	Mon., Wed., Fri.
Illinois Emerg. Net (IEN)*	3940	0900 CST	Sun.
		1900 CST	Tue., Thu.
Indiana CW Net (QIN)...	3656	1830 CST	Mon.-Sat.
Kansas QKS Net.....	3610	1845 CST	Mon., Wed., Fri.
Kansas QKS SS Net.....	3610	1845 CST	Tue., Thu.
Kansas 75 Phone Net....	3920	1000 CST	Sun.
		1230 CST	Tue., Fri.
		1845 CST	Thu.
Kentucky Net (KYN)....	3600	1900 CST	Mon.-Sat.
		1400 CST	Sun.
		0730 EST	Sun.
Knights of the Kiloycles.. Lancaster County AEC Net (Pa.).....	146,000	2000 EST	Mon.
Los Angeles Section Net (LAX).....	3615	1900 PST	Daily
		2200 PST	
Michigan Emerg. Net (MEN).....	3930	0900 EST	Sun.
Michigan QMN Net.....	3663	1700 EST	Mon.-Sat.
		1800 EST	
		1900 EST	
Minnesota 'Phone Net....	3960	1800 CST	Daily
Minnesota Section Net (MSN).....	3795	1900 CST	Mon.-Sat.
Mission Trail Net.....	3804	1900 PST	Daily
		3854	
Missouri Emerg. Net*....	3905	1930 CST	Mon., Wed., Fri.
Montana 'Phone Net*....	3910	1900 MST	Mon., Wed., Fri.
Nebraska CW Net (NEB)...	3745	1900 CST	Mon.-Fri.
Nebr. 160 Emerg. Net*...	1995	2215 CST	Mon.-Fri.
Nevada State Net (NSN)...	3660	2000 PST	Mon.-Fri.
New England Emerg. Net	3975	1800 EST	Tue.
New Hampshire 80-Meter Traffic Net (NHEN)...	3685	1900 EST	Mon.-Fri.
New Mexico CW Net.....	3705	1900 MST	Mon.-Fri.
Niagara Mohawk Net (NMP).....	3583	2300 EST	2nd & 4th Fri.
		7160	0930 EST
			1st & 3rd Sat.
North Texas Emerg. Net (NTEN).....	3930	0800 CST	Sun.
Northeast Texas Emerg. Net (NETEN).....	3940	0800 CST	Sun.
Northern Ohio Emerg. Net	1820	2100 EST	Tue.
Ontario 'Phone Club.....	3815	0930 EST	Sun.
Ontario 'Phone Net.....	3815	1900 EST	Mon., Wed., Fri.
Oregon Emergency Net (OEN).....	29,200	1900 PST	Daily
		2100 PST	
Oregon Emergency Net... 146,250	1930 PST	Daily	
Pacific Area Net (PAN)...	3670	2030 PST	Daily
Palmetto Net (FN).....	3675	1900 EST	Mon.-Fri.
		2200 EST	
Pine Tree Net (PTN)*....	3596	1900 EST	Mon.-Fri.
Quinebaug Valley Emerg. Net (QVEN).....	3680	2030 EST	Mon.
River Forecast Net (RFN)*	3656	0700 CST	1st Sun. ea. Mo.
		3905	
		7170	
Saskatchewan CW Net....	3585	2000 MST	Mon.-Fri.
Saskatchewan 'Phone Net	3780	1930 MST	Daily
Seventh Regional Net (RN7).....	3575	1945 PST	Mon.-Sat.
		2130 PST	
South Carolina Amateur Net.....	3930	1930 EST	Mon.-Fri.
Southeast British Columbia AEC Net.....	3755	1800 PST	Mon., Wed., Fri.
South Texas Emergency Net (STEN).....	3860	1830 CST	Mon.
(Zone 1).....	3860	1830 CST	Fri.
(Zone 2).....	3860	1930 CST	Thu.
(Zone 3).....	3860	1830 CST	Wed.
(Zone 4).....	3860	0630 CST	Mon.
(Zone 5).....	3860	1930 CST	Tue.
(CW).....	3790	2030 CST	Mon.
Southern Calif. Net (SCN)	3650	1915 PST	Mon.-Fri.
		2200 PST	

Tenn. Slow Speed Net* ...	3737	1815 CST	Mon.-Fri.
Transcontinental 'Phone Net (TOPN).....	3970	1830 EST	Daily
'Trunk Line I (TLI).....	3690	2100 MST	Mon.-Fri.
Trunk Line J (TLJ)*.....	3565	1945 CST	Mon.-Sat.
Trunk Line S (TLS).....	3545	2000 EST	Mon.-Fri.
29.2 Net.....	29,200	2200 PST	Daily
West Va. Traffic Net (WVN).....	3770	1900 EST	Mon.-Fri.
West Va. 'Phone Net*....	3890	1900 EST	Mon.-Fri.
Western Mass. 10-meter Emergency 'Phone Net..	29,400	2100 EST	Thu.
Wis. CW Traffic Net (WIN)*.....	3625	1900 CST	Daily

BRASS POUNDERS LEAGUE

Winners of BPL Certificates for October traffic:

Call	Orig.	Recd.	Rel.	Del.	Total
W6CE	167	1883	1865	21	3936
W3CUL	246	1646	1429	186	3487
W4PL	10	1101	1081	26	2218
W0AY	19	638	627	18	1302
W0ZJO	11	499	436	63	1009
W7CZY	10	468	341	127	946
W6BAM	11	459	426	28	924
W6JZ	28	418	391	62	899
W6LDR	83	380	253	127	843
W6NW*	20	407	356	49	832
W7IOQ	12	364	344	10	730
W0SCA	8	357	334	16	715
W8AUJ	7	341	324	14	686
W6DTW	12	10	660	0	682
W1EOB	23	301	286	4	614
W9ESJ	31	342	156	30	559
W1NGV	63	247	240	7	557
W3NRE	16	270	250	16	552
W2VNJ	23	269	166	69	527
W6GYH	31	252	129	115	527
W6SWP	18	253	154	92	522
W8YCP	58	236	196	28	518
W3GEG	8	252	246	6	512

The following made the BPL for 100 or more origination-plus-deliveries:

W6EAJ/6	358	W6QIE	176	W1QUA	102
W4OWS/KG6	293	W6DDE	135	W0ITQ	102
W7LEC*	210	W8DZX	125	JA2HQ	100
W7HMQ*	177	W7EOB*	114	W2RTZ/8	100

A message total of 500 or more or 100 or more origination-plus-deliveries will put you in line for a place in the BPL. The Brass Pounders League is open to all operators who qualify for this monthly listing.

* September Traffic

FREQUENCY-MEASURING TEST, FEBRUARY 7TH

All amateurs are invited to try their hand at frequency measuring. WIAW will transmit signals for the purpose of frequency measurement starting at 9:30 p.m. EST (6:30 p.m. PST), Wednesday, February 7th. The signals will consist of dashes interspersed with station identification. These will follow a general message sent to help listeners to locate the signals before the measurement transmission starts. The approximate frequencies used will be 3601, 7145 and 14,006 kc. About 4½ minutes will be allowed for measuring each frequency, with long dashes for measurement starting about 9:36 p.m. It is suggested that frequencies be measured in the order listed. Transmissions will be found within 5 or 10 kc. of the suggested frequencies.

At 12:30 a.m. EST, February 8th (9:30 p.m. PST, February 7th), WIAW will transmit a second series of signals for the Frequency-Measuring Test. Approximate frequencies used will be 3511, 7284 and 14,130 kc.

Individual reports on results will be sent to all amateurs who take part and submit results. Copies of this report are sent SCMs also, so eligibility for OO appointments is known. When the average accuracy reported shows error of less

than 71.43 parts per million, or falls between limits of 71.43 and 357.15 parts per million, the participants will become eligible for appointment by SCMs as Class I or Class II official observers, respectively.

This ARRL Frequency-Measuring Test will be used to aid qualification of ARRL members as Class I and Class II observers. Present observers not demonstrating the requisite average accuracy will be reclassified appropriately until they demonstrate the above-stated minimum required accuracy for these classes of appointment. Class I and Class II OOs must participate in at least two Frequency-Measuring Tests each year to hold such appointments. SCMs (see address, page 6) are open for initial applications for Class III and IV observer posts, good receiving equipment for 'phone and c.w. bands being the main requirement. All observers must make use of the cooperative notice (mail) forms provided by ARRL, reporting activity monthly through SCMs, to warrant continued holding of official observer appointment.

QST To Report Results

Any amateur may submit frequency measurements on one or all frequencies listed above. No entry consisting of a single measurement will be considered eligible for the QST listing of the top results in this FMT; at least two readings and preferably more should be submitted to warrant QST mention. Order of listing will be based on the over-all average accuracy, as compared with readings submitted by an independent professional frequency-measuring organization.

CODE-PROFICIENCY AWARDS

Have you received an ARRL Code Proficiency Certificate yet? Twice each month special transmissions are made to enable you to qualify for the award. The next qualifying run from W1AW/WØTQD will be made on January 19th at 2130 EST. Identical texts will be sent simultaneously by automatic transmitters. Frequencies of transmission from W1AW will be 1887, 3555, 7215, 14,100, 28,060, 52,000 and 146,000 kc. WØTQD will transmit on 3534 kc. The next qualifying run from W6OWP only will be transmitted on January 5th at 2100 PST on 3590 and 7248 kc.

Any person may apply; neither ARRL membership nor an amateur license is required. Send copies of all qualifying runs to ARRL for grading, stating the call of the station you copied. If you qualify at one of the five speeds transmitted, 15 through 35 w.p.m., you will receive a certificate. If your initial qualification is for a speed below 35 w.p.m., you may try later for endorsement stickers.

Code-practice transmissions are made from W1AW each evening, Monday through Friday, at 2130 EST. References to texts used on several of the transmissions are given below. These make it possible to check your copy. To get sending practice hook up your own key and buzzer and attempt to send in step with W1AW.

Date Subject of Practice Text from November QST
Jan. 2nd: *A Crystal-Filter S.S.B. Exciter*, p. 11
Jan. 4th: *A Bandswitching Mobile Converter*, p. 18
Jan. 5th: Qualifying Run, 2100 PST, from W6OWP only
Jan. 10th: *Premodulation Clipping and Filtering*, p. 22
Jan. 12th: *Technical Topics*, p. 26
Jan. 15th: *General Operating*, p. 28
Jan. 16th: Qualifying Run, 2130 EST, W1AW, WØTQD
Jan. 18th: *Simplified Approach . . .*, p. 34
Jan. 24th: *The World Above 50 Mc.*, p. 38
Jan. 26th: "Corkey" — *A Tubeless Automatic Key*, p. 44
Jan. 29th: *Constant Modulation of the 813*, p. 48

YL-OM CONTEST

The Young Ladies' Radio League announces its second annual YL-OM Contest, in which all OMs and YLRL members are cordially invited to participate. *Time and dates:* 6 p.m. EST Saturday, February 24, to 11:59 p.m. EST Sunday, February 25, 1951. *Eligibility:* OMs: Any licensed OM. YLs: Must be members of the YLRL. *Operation:* Use 'phone, c.w. or both; cross-band and c.w.-to-'phone QSOs permitted. *Exchange:* QSO number and location. *Scoring:* one point for each station worked (YL to OM, or OM to YL only); multiplied by the total of states, Canadian provinces, and countries (outside W/VE) worked. Stations and multipliers count only once, regardless of bands or modes of operation used. *Logs:* Must be postmarked not later than March 3, 1951, and mailed direct to Dorothy A. Willett, W8UDA, Vice-President YLRL, 3513 Fleming Rd., Flint 5,

Michigan. Confirmations, while not mandatory, will assist in cross-checking if necessary. Please send your logs in, regardless of the size of your score. *Prizes:* Highest OM score, a gold loving cup donated by W8UDA; highest YL score, a silver loving cup donated by W1BFT; both cups to be awarded on a yearly basis, with a three-time winner obtaining permanent possession. Awards will be made to the highest 'phone scorers as well as to the highest c.w. scorers, both YL and OM and, in addition, to the second- and third-place scorers in the over-all competition.

W1AW OPERATING SCHEDULE

(All Times Given are Eastern Standard Time)

Operating-Visiting hours:

Monday through Friday: 1500-0300 (following day)
Saturday: 1900-0230 (Sunday)
Sunday: 1430-2200

General Operation: Refer to page 61, September, 1950, QST, for a chart showing W1AW general operation. This schedule is still in effect and is not reproduced herewith for space considerations. Mimeographed complete master schedules of all W1AW operation in EST, CST, MST, PST or GCT are available upon request.

On Saturdays and Sundays during which official ARRL activities are being conducted, W1AW will forego general-contact schedules in favor of participation in the activity concerned.

Official ARRL Bulletin Schedule: Bulletins containing latest information on matters of general amateur interest are transmitted on regular schedules:

Frequencies:

C.W. — 1887, 3555, 7215, 14,100, 28,060, 52,000, 146,000 kc.
'Phone — 1887, 3950, 14,280, 29,000, 52,000, 146,000 kc.

Times:

Sunday through Friday, 2000 by c.w., 2100 by 'phone.
Monday through Saturday, 2330 by 'phone, 2400 by c.w.

Code-Proficiency Program: Practice transmissions are made on the above-listed c.w. frequencies, starting at 2130, Monday through Friday. Speeds are 9, 13, 18, 25 and 35 w.p.m. on Monday, Wednesday and Friday, and 15, 20, 25, 30 and 35 w.p.m. on Tuesday and Thursday. Approximately ten minutes of practice is given at each speed. Next certificate qualifying run from W1AW and WØTQD is scheduled for January 19th; from W6OWP, January 5th.

160-METER DX TESTS

As announced in December QST, East Coast U. S. A. amateurs and English amateurs have arranged a series of 160-meter DX tests during January, February and March. The following periods have been fixed for the main tests: January 14th and 28th, February 11th and 25th, and March 11th, attempts at DX contacts to be made between the hours of 0500 and 0800 GCT each day. Two special trial periods are scheduled: January 20th and 21st, February 17th and 18th, between 2200 and 0200 GCT. W and VE stations should call DX on the hour and each succeeding ten minutes thereafter, with the DX stations calling W and VE at five minutes past the hour and each succeeding ten minutes. For example, W/VE stations will call CQ DX from 0500 to 0505; from 0505 to 0510 the DX will call CQ W/VE or call those W/VE stations heard in the previous five-minute period; thus each station alternately calls for five minutes and listens for five minutes. Contacts should be made short to give as many stations as possible the chance to "get across."

It is expected that there will be South American, African and much European DX on the air. G stations will be found from 1717 to 1795 kc., with most stations operating between 1775 and 1795 kc. Other DX will be found below and above the U. S. band segments. Amateurs who have collaborated in arranging the tests anticipate favorable conditions and the possibility that new records will be made.

Reports from all participating W/VE stations should be sent to Stewart Perry, W1BB, 36 Pleasant St., Winthrop, Massachusetts. W1BB will supply log and report forms to all amateurs who request them. DX stations may send their reports to Austin J. Forsyth, 49 Victoria Street, London, S.W.1, England.

• All operating amateurs are invited to report to the SCM on the first of each month, covering station activities for the preceding month. Radio Club news is also desired by SCMs for inclusion in these columns. The addresses of all SCMs will be found on page 6.

ATLANTIC DIVISION

EASTERN PENNSYLVANIA — SCM, Jerry Mathis, W3BES — GJA has been appointed EC for Lancaster and assisted in the S.E.T. with 14 members of the AEC. He used his 144-Mc. rig mobile marine and seven other field units for the test. PSH now is mobile on 28 Mc. PDJ helped LVF and BYB with the cross-country chess matches. Although not reported, members of the Philadelphia Wireless Assn. also stood a trick at the chess club. A v.h.f. link from the chess club to the 14-Mc. c.w. station of LVF did the trick. QZY, of North Hills, is a new YL ham. The Abington Township ARA is trying to build up its membership. This club is for the younger set and anyone interested may contact PDJ. CUL says, "Traffic, traffic, and more traffic." That's no lie, look at the total. The Philadelphia Area CRC Hamfest was held Dec. 2nd at the Exide Athletic Club, Rising Sun and Adams Ave., Philadelphia, Pa. There were club-sponsored displays, contests, and prizes. Also eats, speakers, and ragchews. BIP and OAQ are new ORS appointees. QLI did very well in the CD Party for a newcomer. There were a gratifying number of reports this month but few had remarks for the section report. Also club activity reports are not coming in these days. Clubs, please have your secretary or publicity agent supply me with information on your club for publication in this column. Traffic: W3CUL 3487, NHI 281, ANK 101, AXA 80, OML 48, PDJ 38, QEW 29, CAU 5, GJA 4, EAN 1.

MARYLAND-DELAWARE-DISTRICT OF COLUMBIA — SCM, Eppa W. Darne, W3BWT — The Chesapeake Amateur Radio Club's Oct. 3rd meeting included a talk by E. L. Crosby, jr., on "Application of Subminiaturization Techniques to Ham Radio." The Club meets at 120 W. Penn. Ave., Towson, Md., the first and third Tuesdays of each month. At the second October meeting JQB spoke on "The Ionosphere and its Function in Amateur Radio Transmission." The subject on the program of the Rock Creek Amateur Radio Association's Oct. 13th meeting was "Filters" by OMN and EUQ. At the second October meeting an auction of spare gear was held by the membership. At the Oct. 14th meeting of the Washington Radio Club a series of talks on Emergency Operations was presented. The meeting was held at PZA, the Red Cross National Headquarters disaster station in Washington. At the Oct. 23rd meeting CDQ and Mrs. Briggs, ex-CAB, told of their trip to Europe and showed colored slides. CDL, EC for the Washington, D. C. Area, reports a Simulated Emergency Test on Oct. 15th. The D. C. Red Cross Chapter was represented by QDI and the D. C. Red Cross Chapter First Aid Corps. Members of the Washington AEC, with mobile units of the Washington Mobile Radio Club, and the Capitol Mike and Key Club were alerted and dispatched to the area hospitals, scene of the disaster, the several Red Cross buildings, and two nearby Maryland hospitals. The entire test was operated smoothly, was very successful, and was very favorably received by the D. C. Chapter Red Cross officials. The U. S. Naval Academy Radio Club, ADO, is active again on 28 Mc. with a four-element rotary beam, and on 7-Mc. c.w. The Club conducts code classes nightly, theory lectures once a week, and Sunday evening meetings featuring movies, an outside speaker, and club business. The members are doing extensive building on 3.5-, 14- and 144-Mc. equipment. Midshipman Tom Gillen, 8YNZ, president, reports the Club keeps general operating schedules each week day 1800-1830 and says traffic schedules are kept Mon., Tues., Thurs., and Fri. on 1830-2000 and 3500. QCB is working hard for his WAS certificate. OFU has been appointed ORS. KBE recently celebrated his 70th birthday and a large number of Washington gang was on hand to see that it was done properly. KWF went to West Virginia for the recent V.H.F. Sweepstakes, thereby enabling many of the 144-Mc. gang to work that State. LMC continues his fine work with radioteletype equipment. ACM and HQD have left for active duty with the armed forces. LJM is newly-appointed ORS. IL visited League Headquarters

and WIAW. LUN has been away from home for some time on business but has returned. OFU is changing his keying system. JHW is having trouble with his large rig and is on 14 Mc. with a small rig. MCG has been building a new rig. CDL has a new Gonset tri-band converter [in this mobile station. CDQ is back on 14-Mc. c.w. with new antenna. Traffic: W3GZH 364, ECP 238, VES 181, LZM 47, NNX 30, FOB 29, PYW 26, MCG 20, JZY 18, DVW 17, BWT 8, JHW 4.

SOUTHERN NEW JERSEY — SCM, Dr. Luther M. Mkitarian, W2ASG — The SNJ Net meets at 1900 Monday, Wednesday, and Friday on 3700 kc. The Burlington County Emergency Net meets at 2200 Wednesday at 3695 kc. 4JTC/2 is an active amateur at the Naval Air Station in Atlantic City. EKB has a brand-new rotary beam on the roof of Bachelor Officers' Quarters. CSA is on TEPN and is rebuilding. UKS is active in Ocean City Emergency Corps. PFF had 89 QSOs in the last CD Party. YEN has a Helical rotary beam on 14 Mc. The SJRA has formed an emergency net in Camden County under UCV's leadership. The following mobile stations participated in the recent field exercises: ZAA, ADA, SPV, YPQ, PFT, YRW, CPK, WVN, and OWA with 29-Mc. rigs, and BDI, JAV, JRO, OQN, PAU, PFQ, PML, VX, and UCV with 144-Mc. rigs. Traffic: W2ZVW 186, ZI 61, CSA 38, PFT 36, CFB 28, RG 21, ZYX 16, ASG 12, ADN 11, HAZ 3, ORS 3.

WESTERN PENNSYLVANIA — SCM, Ernest J. Hlinsky, W3KWL — SEC: OMA. PAM: AER. RMs: GEG, NUG. The Western Penna. traffic net again is in full swing, with NRE, GEG, NUG, CUL, NDC, and VNL handling traffic. TFX, up Erie Way, reports the following: WBA is teaching code classes again. The RAE made a tour of local b.c. station WERC. PAQ, as entertainment chairman, is doing a fine job for his club. QN, EC of Erie County, went into high gear on the S.E.T. The Radio Club of Erie reports a successful S.E.T. with more than 200 messages handled. Thanks to the following for their fine showing in the Tests: QN, TXZ, PIY, KKT, POS, LKJ, QMY, KLD, OIH, OIE, KJT, ODF, PNL, NXX, QZG, MS, PIX, and KKU. TXZ is heard on 28 Mc., and QPP likes 27 Mc. Heard on 144 Mc. were QKI, WBM, and NOJ. KWH's bulletin, *Kilo Watt Harmonics*, reports the following club officers: RXT, pres.; NKM, vice-pres.; LOR, rec. secy.; DNO, corr. secy.; RIK, treas. UAK, NUG, and KWH ran a close race on the ground wave. MTP's n.f.m. exciter is working swell. OKU is on 160 meters. NFO is rebuilding NGA's rig. The *ATA News* lets us in on a few secrets. The following are new officers of ATA: UHN, pres.; PQP, secy.; UL, treas.; AAX, NUG, BSO, and KWA, directors. Nice going, OMA, on the way you handled the S.E.T. It is with deep regret we report the passing of a swell guy and a real radio amateur, FCO, Down Jeannette way the busiest guy is UVD, with farm work, studying, and a little time off for radio. QOS, a new ham in Big Run, is looking for information on 160 meters. Welcome to another new station in St. Marys, QVL. NCJ works 7 Mc. and reports that KKS is operating from State College. AER reports that DX on 14 Mc. is opening up. OPU scored 25,000 points in the CD Party. IYR says his new VFO and oscilloscope are doing FB. LSS is doing swell on 28-Mc. mobile. Recently CJF, working mobile on 144 Mc., worked WBM in Erie, a distance of some 90 miles, using a 522 with a folded dipole on whip antenna. LNA is going ultra modern on 144 Mc. Traffic: W3NRE 552, GEG 512, NCD 102, UHN 28, LMM 23, MIZ 22, AER 12, NCJ 8, KWL 7, LSS 4, ODU 1.

CENTRAL DIVISION

ILLINOIS — SCM, Lloyd E. Hopkins, W9EVJ — Section I Nets: IEN, 3940 kc.; ILN, 3515 kc. SEC: QLZ. PAM: UQT. RM: BUK. The Du Page County Civil Defense Organization is making excellent progress under HXE. LIL and LHS are new hams in Springfield. JJO is new ORS. KJ is kept busy fighting parasites. LIN has switching arrangement on crystals around ILN frequency. GDI enjoyed the CD Party. FRP snagged WAS with 28-Mc. phone endorsement and ordered new 75A-2. EJX has been forced to drop radio because of his health. Ex-91VN now is 6JVE at Travis AFB. BPU has new 310B-1 exciter. ZQT proudly announces the birth of a daughter. WFS is teaching code and amateur radio at Austin High School in Chicago. 1AY grabbed a Class A ticket and became a member of RCC and ILN. DRO, QEV, TWAM, and WTP have gone mobile. IHMM has a new daughter. WTP is home from the hospital. KCM sends news of the Kishwaukee Radio Club. New officers are WTP, pres.; BYR, vice-pres.; QEV, secy.; KCM, treas. NN spent the month doing chores around his new home. BON is operating on 10, 20, and 160 meters. UBP is the proud owner of an HRO-50T. BGN is operating intermittently while working on TVI-proof rig. New officers of the Sangamon Valley

Radio Club are WPP, pres.; KQX, vice-pres.; GOJ, secy-treas. SKL reports the local club obtained its own club house. FFR worked all the bugs out of final. HKA returned from Michigan after nine weeks. CRD made a nice showing in the recent Frequency Measuring Test. FKC has a beautiful portable transmitter and receiver for disaster work, a VFO on 7 Mc. which weighs 19 lbs. complete. DIU gave a nice talk on emergency-powered gear at a recent meeting of the North Suburban Radio Club. FNG reports new speech amplifier on 300-watt rig and 66-foot antenna tower. SYK reports the Peoria gang is active in emergency work and training new hams. The Tri-Town Radio Amateur Club paper, *The Oscillator*, contained an excellent article about amateur radio and civil defense. Active ECs in Cook County at this writing are QN, EBZ, ING, JIE, SXJ, and LLX. If in doubt about your EC write your SCM or SEC. BGX at Northwestern Technological Institute is on the air Mondays at 11:30 CST and looking for other college stations. Traffic: (Oct.) W9YIX 167, BKU 150, AXF 92, BGN 73, APK 60, KJ 59, PEK 43, JMG 37, IAY 29, ZQT 28, EVJ 25, FRP 23, HKA 22, LIN 10, HOV 7, JJO 7, FNG 6, FFR 4, JNC 2. (Sept.) W9JMG 34, DUA 28, JJO 1.

INDIANA — SCM, W. E. Monigan, W9RE — PHV, of New Castle and Jasonville, has accepted appointment as Section Emergency Coördinator for Indiana. Applications for appointment as Emergency Coördinator in those localities where no Coördinators have been appointed should be forwarded to him, c/o Public Service Company of Indiana, New Castle, Ind. Where a local Coördinator has already been appointed, the application should be forwarded to the local Coördinator. Let's go, fellows, our goal is an active Emergency Coördinator in each county in our State, plus an assistant in each locality, plus an effective and efficient back-up of emergency-equipped crews to carry communications wherever and whenever needed. The Martinsville Amateur Radio Club has been affiliated with the ARRL. The Club put on a radio program for the Kiwanis Club. JVE installed a five-element yagi for 144 Mc. GZQ attends Purdue and is in the Signal Corps ROTC. YEO reports a new girl harmonic. The Fort Wayne Radio Club furnished communication for the Fort Wayne Armistice Day parade. PMT hopes to have more power soon. JIX has moved the transmitter upstairs. QEK reports the arrival of a second harmonic. BKK says time passes so fast he can't keep hands on his watch. LMH is new at Fort Wayne. The Michiana Amateur Radio Club held a very interesting dinner meeting in Mishawaka. The Mobile Club reports that Fort Wayne is too cold in September and will wait until summer for a return visit. The Indianapolis Radio Club put on an interesting display at the Indianapolis Hobby Show. The Indiana Radio Club Council is planning a convention to be held in Indianapolis during 1951. CKP has a new daughter. CVN visited in W6-Land during vacation. UMS and JNT planned a club traffic station at the Evansville Fall Festival. ERN teaches code and radio to would-be hams. DGA is RM for Southern Indiana. Traffic: (Oct.) W9DGA 838, QLW 664, TT 526, YB 201, BJK 70, ZVF 43, DOK 32, JIJ 32, NZZ 26, RE 26, K9WAA 21, W9UDL 14, YME 12, ROA 4, BSZ 2, NH 2. (Sept.) W9QLW 521, TT 338, ZVF 117, DGA 109, NH 63, DOK 27, JIJ 22, RE 8, K9WAA 7, W9RZS 6.

WISCONSIN — SCM, Reno W. Goetsch, W9RQM — SEC: YYY. RMs: LFK, CBE, CWZ, SZL. PAM: ESJ. C.w. net (WIN) 3625 kc., slow speed, 6:30 p.m.; regular, 7:00 p.m. 'Phone net (BEN) 3950 kc., 6:00 p.m. Net certificates (BEN) have been issued to SYT and IJT. Since working on the third shift, SUF has been able to work the nets to swell his traffic total. OVO is having lots of fun on 3.85-Mc. mobile. CWZ spent three hours in the CD Party to net 52 contacts. FCF has been active on the BEN. UFX has a new final with a pair of 4-250As. ECs in the following cities had organized participation in the Simulated Emergency Test: CWZ, Stevens Point; GPU, LaCrosse; IVE, Appleton; MUM, Eau Claire; OVO, Door County; NRP, Watertown; RUF, Milwaukee; SZL, Racine; UFX, Madison; VHA, Wausau; ZVY, Neenah-Menasha, Manitowoc, Oshkosh. IQM is new ORS. HDZ works TQ regularly on 144 Mc. HQT, ERW, CBE, CWZ, KXX, WJH, NRP, UIT, FXA, HDZ, IQW, and RQM were active in the October CD Party. CSU and OIH had accuracies of .00002% and .00004% respectively in the September F.M.T. We welcome to the section 9MLT, now at River Falls. IVE is new OPS. DCK, VHA, OVO, YYY, and JXY have circularized hams in Northern Wisconsin in an effort to organize a 28-Mc. emergency net. On Oct. 16th 9BJV, South Dakota, originated a message at 1910 which was relayed on 144 Mc. to 5JBW, in Louisiana, with the answer back and delivered in South Dakota at 2225. Participating in this 144-Mc. relay were AFT, EPE, 9JHS, and 9SV. The Wausau Club went all out in the SS with the entire Club split into two competing teams. IKA's operating slowed up for duck and deer hunting. UIT has missed only one OBS schedule in the past year. ZTO has worked 100 countries. FXA and JSE have been representing Wausau on WIN. Traffic: (Oct.) W9ESJ 559, SRF 685, CBE 227, LFK 113, FKA 107, SZL 84, QUM 30, IQW 49, OVO 46, CWZ 42, FCF 39, UFX 39, VHA 35, IQM 28, HDZ 21, IKA 18, HQT 16, VCV 16, BZU 12, NRP 11, UIT 10, ERW 2, GPU 2. (Sept.) W9UIT 9.

DAKOTA DIVISION

NORTH DAKOTA — SCM, Rev. Lawrence C. Stranden, W0JWY — Every ham in the section is urged to register in the Emergency Corps and to have good equipment capable of working 160, 10, 6, and 2 meters on a portable or portable-mobile basis, independent of commercial power source. SSW is the SEC. Back in Bismarck with the CAA is KZL, GWU, now 8FXX, writes from Chandersville, Ohio, that he is employed with the Armco Steel Co. of Zanesville. GZD is with the CAA in Pembina. BPO has four-element 28-Mc. beam up at Jamestown College. From Grand Forks DM reports that high school instructor CBJ has several students in a code and theory class, and that "10 or die" RGT probably will do the latter now that 10 meters is gasping near the bottom of its 11-year cycle. BRS, a new call at Portal, is on 3.5, 7, and 14 Mc. with 35 watts. Traffic: (Oct.) W0SSW 77, CAQ 11, LHB 11, JWY 3. (Sept.) W0LHS 11, CAQ 4.

SOUTH DAKOTA — SCM, J. S. Fosberg, W0NGM — Asst. SCM, J. W. Sikorski, 0RRN. The following report was written by RRN: The Black Hills Amateur Radio Club is trying to get the call BLK, in honor of the late Bob Kimber, Alternate Director of the Dakota Division. The Black Hills Club now is the largest in South Dakota, with 49 members. GWH has returned home after six months' duty at Port of Entry on the Canadian border. PHR, RWE, and RRN have new three-element 28-Mc. beams. CRY, the last remaining eligible bachelor in the Sioux Falls ARC, deserted the ranks in October. New call: CAR, Mitchell. Traffic: W0PHR 118, CAR 9, RRN 5.

MINNESOTA — SCM, John B. Morgan, W0RA — Acting SCM, Charles Bove, 0MXX. Asst. SCM, Jean Walter, 0KYE. SEC: BOL. PNQ is attending the Riverside Academy in Gainesville, Ga. HPJ has accepted a position with the CAA in Cleveland, Ohio. DZS now has an antenna farm with rhombics and beams. Hugh also has been giving 3.85 and 14 Mc. a whirl. WQM, at Hillman, has been working the twin cities on 28-Mc. ground wave. TKX is putting up a 14-Mc. rotary beam. EA now is operating aboard ship on the Pacific and can be heard on 28 Mc. from 6CKO or 9EA/MM. The Twin City mobiles and portable stations are being organized to cooperate with Civil Defense. The Hennepin County Sheriff's office has been planning on deputizing all who sign up. This added authority will help them in performing their duties in case of an emergency. CAT is a new ham and can be heard on 7 Mc. AUI is the publisher of *Splatter*, the official paper of the Minneapolis Radio Club. If the paper gets much bigger Alex will have to put it in magazine form. OBM has a new pole for his 14-Mc. beam. ZXV worked a W5 airborne mobile on 14 Mc. YBM has been playing around with 144 Mc. IXR now has a new 32V-2 which has been debugged for TVI. MLT now is attending the U. of M. and has been operating K0WAW. BGY burned up his HV transformer and had to go to low power. HEO is the new Net Control Station on 3.85-Mc. 'phone. MXC is first alternate. CWB is second alternate, and YBM is third alternate. We need more members in the emergency nets. Join now. The 3.5-Mc. c.w. net meets evenings at 7:00 p.m. on 3795 kc. The 3.5-Mc. 'phone net meets at 12:05 noon and 6:00 p.m. on 3960 kc. The 160-meter net meets evenings at 6:45 p.m. We wish you a Happy and Prosperous New Year. Traffic: W0ITQ 406, KFF 155, HEO 54, BGY 38, RXL 34, EPJ 33, MXC 31, EA 26, CWB 13, MXX 8, SYW 6.

DELTA DIVISION

ARKANSAS — SCM, Dr. John L. Stockton, W5DRW — The Little Rock Radio Club was reorganized with EBJ, pres.; and LCO, secy-treas. The Club transmitter, ABL, is being rebuilt. IGM is Class I OO, and is active on 3.5 and 3.85 Mc. MPG has 99 countries confirmed for DXCC. NSW, NLL, DFX, and BAB are new ECs. ONL has been working some 14-Mc. DX. LUY is a freshman at U. of A. DL4AF, W5BAP, and NIR visited BAB, DRW, and DYF. MFI is in JA2-Land with the Navy. MPD and NBR are in the Navy expecting to be DX soon. OCX has TBS-50. OQS is on 3.5 and 7 Mc. at the U. of Ark. OVZ works 28-Mc. mobile while at John Brown University. BRW is back on the air and also working 28-Mc. mobile. ICS is building new 813 final. LNW is mobile on 3.85 Mc. EA is busy with license-tag deal. There were 170 replies from 412 cards sent out regarding the license registration for amateurs in the section. ICS deserves a vote of thanks for addressing the 412 cards personally. HOT, PZB, HER, and RET are active on 28 Mc. OOS is QRL at Hendrix. HINU is building a kw. rig. PIN is on 3.85 Mc. LUX is building portable 3.5- and 3.85-Mc. rig. HPI is working at KRPW. Traffic: (Oct.) W5MFR 322, DRW 197, MFD 104, LUX 37, ONL 37, EA 20, OXR 15, ASO 4. (Sept.) W5ONL 15.

LOUISIANA — SCM, Robert E. Barr, W5GHF — NG has been appointed ORS for the Baton Rouge Area. NG also is the RM appointee for the State. MXI has enlisted in the Navy and is stationed in San Diego. EB now has 80 confirmed countries, with his fellow townsman, MWE, close behind with more than 60. RLS is the EC for West Monroe. He is running 600 watts on 7 Mc. at the present time. November 15th was set as a deadline by the FCC for all the

fellows in the Monroe Area holding Class C tickets to appear at the new examining point at Jackson, Miss., to secure their Class B or A tickets. Among those busily preparing for the tests were IDK, HOS, PZL, RLS, RQY, RQW, JEY, QEH, and PRW. PLQ is the latest ham to become Class A in Monroe. MUZ, the Ouachita Valley Amateur Radio Club station, has moved into the new quarters in the Recreational Center in West Monroe. MWE has completed a new band-switching exciter and is on all bands c.w. with 500 watts input. Thanks to PZL for a nice report from the Monroe Area. ZS has returned to 3.85 Mc. after an absence of several months. ZAB takes traffic on a tape recorder. PUV puts out a nice signal on 28.8-Mc. phone from Cotton Valley. VRA is on 3.85 Mc. from Shreveport. SAU is a new call heard on 3.85 Mc. from Bossier City, and previously was a WØ. ROQ, RVR, RQV, RRO, SXY, and RKZ are new hams in Baton Rouge. QIZ moved to Oxford, Miss. HEJ/HEK and GHF had bad luck with new-fangled antenna experiments. Traffic: W5NG 148.

MISSISSIPPI — SCM, J. C. Wallis, W5DLA — QMQ has new 28-Mc. beam. He also has qualified for EC, ORS, QES, and OO appointments. RKO is handling traffic in "TKN" Net. WJS was active in the CD Party, working c.w. and phone. JHS is very busy with traffic schedules. KYC reports the Hattiesburg Club made a fine showing in the Simulated Emergency Test. The Keesler Club also turned out a nice job in their set-up for the Test at Wiggins. ZVO is rebuilding; he plans to use 814s in final. LAK is portable at Port Arthur College. MJL is in ROTC at "Ole Miss." Traffic: W5JHS 235, WZ 132, QMQ 56, RKO 13, K YC 10, ZVO 1.

TENNESSEE — SCM, D. G. Stewart, W4AF1 — Reports indicate the S.E.T. was highly successful in our section. One of the most important phases of amateur communication is emergency and disaster relief work. All amateurs are invited to become members of and participate in Emergency Corps activities in this section. It is desirable that each EC or AEC member meets one of the section nets to procure training in net procedure and traffic handling. Contact your local EC, SEC, or SCM and let's get statewide representation. BAQ was QSO Jacksonville, Miss., on 144 Mc. LUH was active in latest Florida hurricane as NCS on secondary net. IYV worked KJ6AJ on 28-Mc. mobile. HHK is new 28-Mc. mobile around Memphis. OGG is active again on 3.5 and 7 Mc. PMR and POO are sporting new Class A tickets. FLW was active in S.E.T. with mobile rig. PL made a flying visit with FX and AFL. QT runs weekly schedule with OQ5EB keeping EB in touch with his church. OQ5DQ was a recent visitor with QT. DIJ is battling new electronic key. FVV is operating portable KL7. ETN and HHU represent Chattanooga hams in local Civilian Defense. Our hats are off to MQV for his splendid idea and efforts in securing a transmitter for RLF. LUH is new Alternate NCS for phone net. FVM is building clicks filters for BC-610. FCU visited AFL. NIQ mobilized throughout parts of Eastern and Middle Tennessee. Traffic: W4PL 2218, APC 334, BAQ 122, LUH 42, AFI 37, ABE 25, HHQ 19, FX 18, OOA 18, RDK 15, NNH 10, JD 8, NDC 8, PMR 6, RPT 4, DFR 3, FHP 3, FLW 3.

GREAT LAKES DIVISION

KENTUCKY — Acting SCM, Rev. C. Lynn White' W4NBY — MWX got his 35-w.p.m. sticker. RYM is a new Henderson station. OGB, Henderson EC, alternates nights on KYN with MWX. OGB soon will have kw. on 3.5 Mc. KYN now has KTA to handle Northeast Kentucky traffic. CDA has resigned as Route Manager because of other duties. Congrats, Al, on a job well done. KWO is on with low power and hopes to have ART-13 perking soon. Our sympathy to KWO in the passing of his sister. The Kentucky Corn Crackers Net, 3945 kc., 8 A.M. EST, is increasing daily in the number of stations. QNL JPV has a new 10/20-meter beam. NBY had a "big meetin'" in his church that kept him off the air part of October. LTQ, secretary of the Owensboro Radio Club, died October 31st of polio. Our sympathy to Rose and the children. Activity on KYN is increasing with the old-timers and some new stations QNL regularly. KYB, 3890-kc. phone, has not been reactivated but will open before next report. YPR is one of Kentucky's most consistent hams. Call him anytime on 3600 kc. or 40 meters. Thanks, gang, for the traffic and activity reports. Traffic: W4WWT 287, MWX 46, CDA 40, NBY 29, OGB 17, YPR 17, BXU 16, JCN 8, NWQ 7.

MICHIGAN — SCM, Robert B. Cooper, W8AQA — Asst. SCM c.w., J. R. Beljan, 8SCW. SEC: GJH. PAMs: YNG, ITY. RMs: UKV, YKC. YKC has assumed active control of the 7-p.m. QMN and the nice traffic total demonstrates the efficiency of his operations. ITY has changed his status from Assistant SCM to PAM for the Upper Peninsula and thinks his efforts will be more helpful with the "phone net problems. DLZ has given us some thought-provoking ideas in the article "Open Letter to Certain Amateurs," which deserves your special attention. There are many appointments through ARRL for you, and after getting the recognition don't fail to make your regular reports. SCW wishes to congratulate the QMN members for their constructive efforts and particularly mentions the fine liaison with "RN." 2RTZ/8 made BPL and notes

Michigan makes the third ARRL section in which she truly can rate an "ORS." CPY reports a very satisfactory rejuvenation of emergency activity in the Straits Area, while FWQ spent most of his time during the S.E.T. convincing the spectators the drill was of a test nature only. South Macomb ARA officers are HJF, pres.; NML, vice-pres.; BGY, secy.; DAW, treas.; and VQD, EC in charge of activities. New officers for the Grand Rapids ARA are COF, pres.; BJD, vice-pres.; FNH, secy.; PTO, treas.; and EXO, in charge of club activities. SWG finds time to report into the IORN and is proud of his "Rusky QSL." ELW is improving his mobile set-up. EXZ, with 60,840 points in the CD Contest, looms very high in the State's standing. DSE rejoins the traffic-handling ranks again. UKV has completed a new r.f. chassis for his rig and is working on a screen-grid keying system. DAP has moved to Kalamazoo but has reestablished his connections with QMN and RN. COW still is using temporary equipment on 3.85 Mc. OAF reports a very fine ZL contact on 3.5-Mc. c.w. with a rig that gives him very poor results in Michigan. ZCI is building a modulated r.f. test source. SS is working 160 meters while changing the final of his BC-610 to accommodate a 4-250A. QGZ is fulfilling his duties as OBS very effectively. Traffic: W8YKC 438, RJC 364, HSR 319, SWG 228, ELW 181, SCW 168, W2RTZ/8 132, W8AQA 130, EXZ 117, HOF 110, WXO 95, DSE 58, QBO/ATB 55, FX 53, IV 33, TPQ 32, UKV 32, WVL 30, DAP 25, YNG 24, BEU 14, TZD 13, COW 12, OAF 11, FWQ 9, ZCI 4, HKT 3, SS 3, QGZ 2.

OHIO — SCM, Leslie Misch, W8HGW — Asst. SCMs, C. D. Hall, 8PUN; J. E. Siringer, 8AJW. SEC: UPB. PAM: PUN. RMs: PMJ and DAE. New appointments are ET as OPS and DTD as OO (Class 1). WAV has been reappointed as OO (Class 1). Congratulations to YCP and DZX for making BPL DMJ has made DXCC on phone. DAE has been appointed Net Control Station for TLAP. DSX is building new kw. c.w. rig. EZE is very QRL with college. ICC has new 28-Mc. three-element beam. ZQU won a prize for the most attractive 400-Mc. antenna during the DARA outing. The Case Radio Club emergency net meets at 2100 Tuesdays on 1820 kc. Participating in the Canton Area Simulated Emergency Test were HML, TTT, AHD, ETK, YKA, EAR, TND, AUF, and DFG. DPC now is on 28-Mc. mobile. CEA has moved to Springboro. ACE now is a proud papa. New members of the DARA are FWP and FTZ. The Oakwood YMCA (Dayton) could use old Handbooks and equipment. Contact ENH. EZL has been called into the service. New West Park Radios are FKS, JBI, OPX, SBB, GMK, and FQM. VZE is building 200-watt 144-Mc. rig. BMC, CSM, and BLN are having private 144-Mc. WAS contest. EWC is experimenting with 28-Mc. vertical for DX purposes. WFS received his ticket at the tender age of 67. According to latest news releases the boys at the Cincy Hamfest didn't blow up the Voice of America tower, as insinuated. Welcome to the Belmont County Amateur Radio Club as a new ARRL affiliate. FJR, age 15, is the youngest 28-Mc. "man" in the Cleveland Area. New officers of the Central Ohio Radio Club are ARP, pres.; ZLR, vice-pres.; CSY, secy.; WYH, treas.; WZ, NPP, and CNY, directors. Active stations in Franklin County Simulated Emergency Test were EYE, EA, APF, WYH, NNU, WZK, ZCQ, BMP, DWP, ZCK, WRL, FYW, IVC, ABO, AER, WAB, and CPA. S.E.T. point total was 142. New CACAR officers are LYD, pres.; WDQ, vice-pres.; OPC, secy.-treas. pro tem. DMD is nearing DXCC on phone. JNF mailed 7500 QSLs during October. PFH has a new 28-Mc. beam. New Class A tickets were received by BAG and WLW. According to PBZ, EC, and LYD, AEC, the Cuyahoga County Emergency Corps was among the first to get its Simulated Emergency results to American National Red Cross and ARRL. JBI has moved from Columbus to Cleveland. DXO has received his WPR25. Traffic: W8YCP 518, DAE 231, DZX 171, UPB 155, TAQ 92, AJW 73, WE 68, DSX 65, SFI 30, AL 27, QIE 20, GZ 17, ZIF 15, WAB 13, PUN 8, DXO 6, DZD 6, WAV 4, ZJM 3, LBH 2, EZE 1.

HUDSON DIVISION

EASTERN NEW YORK — SCM, Fred Skinner, W2EQD — SEC: CLL. This will be my last report to you as SCM. George Sleeper, CLL, has been elected to succeed me. Thanks to all of you for the fine cooperation and help during my term of office. I am sure you will give the same to CLL. CEV is at R.P.I. FQL was reactivated on 3.5 and 3.85 Mc. WGE is trying clamp modulation. FVP is sporting 30-w.p.m. sticker. ESL and his XYL have 10 watts on 160 and 80 meters. ANB is on with new 32V-2. The AARA is organizing for a hobby show under AWF. JQI and his XYL licked TVI. TYC is assistant manager of NYS. NIV wants applications for OPS appointment. PIE is EC for Harrison, OVV is EC for Watervliet, ANB is EC for Slingerlands, HTU is EC for City of Albany, AAO is EC for Elmsmere, GTI is EC for Delmar, ITF is EC for Voorheesville, RMM is EC for Colonie, ILI is EC for Rensselaer County, WIK is EC for Rensselaer City, YXE is EC for Troy. VP is EC for Ulster County. TYC is new RM. CLL is OFS. Endorsements went to GTC as EC for Schenectady City and CLL as OO. Traffic: W2CLL 279, TYC 176, PHO 110, LRW 103, EFU 100, BRS 63, CEV 25, FVP 12.

NEW YORK CITY AND LONG ISLAND — SCM,

George V. Cooke, W20BU — Asst. SCM, Harry Dannels, 2TUK. SEC. BGO. RMs: BYF, PRE, PAM: GSC. In Nassau the Simulated Emergency Test included operation of 3.5-Mc. c.w., 3.85-Mc. phone, 7-Mc. c.w. and 29- and 14-Mc. phone stations with cooperation of the Red Cross. Fifty-eight stations participated, including 13 mobiles, 2 portables, 1 maritime mobile, and 3 walkie-talkies. Ten special Red Cross messages were handled with dispatch and 56 messages went to ARRL. The city-wide test, calling on all mobile stations in N.Y.C.'s five boroughs, brought 37 mobiles and 3 walkie-talkies to City Hall, where operators were handed sealed envelopes and pursued their tasks in the Test. An "A" bomb explosion was simulated for the mid-town area, with mobiles covering close and distant points to the ground-zero area. Spot fires were reported by walkie-talkies and mobiles, with mobiles on 28 Mc. reporting on traffic movements at the city bridges and tunnels. Traffic left City Hall from the Mayor, Director of C.D., and Red Cross Chapters, all directed to Washington, D. C., and ARRL. Among those participating were ECs IAG, SJC, and VKF; DIC as NCS at ground-zero; UGZ, YHX, BNW, CLD, CHS, DKN, DLP, JSV, KAZ, LKG, OAF, PQO, RWZ, VTR, BRN, EWJ, MYR, AAG, NNS, RVY, EXE, YKI, MSK, MYR, FCS, END, ORM, BNX, ESZ, DUP, HF, VKF, EFA, PFL, and OBU, with JXH maintaining city control for an hour, after which his station became inoperative. Outgoing traffic left the city via 3.5-Mc. c.w. and 14-Mc. phone stations. New ECs are FH, Manhattan; VKF, Staten Island; BIV, Brooklyn. SJC and PQO remain in their respective posts as EC for Bronx and Queens. Conferences continue with C.D. officials in each County moving toward ultimate activity for the hams in this endeavor. Suffolk County now lists, in addition to the County EC, KDB, AJF, EKI, MZB, and PDU as ECs. Their view is to cover the entire county in hook-ups with all Red Cross Chapters. AEC nets are operating as follows: Queens 2 meters, 147.6, Mon., 2100; 10 meters, 29,520 kc., 1900 and 2300, Tues. This Net is known as Victor Net with 47 stations, of which 21 are mobiles. The NLI Traffic Net is operating on 3710 kc. at 1930 now instead of 1900. The new time has caused increased interest, and outlets all over the section are needed to clear the volume of traffic. Contact BYF for particulars in getting into the fastest traffic in these parts. BIV received 30-w.p.m. Code Proficiency sticker, and conducts code practice Mon., Wed., and Fri. at 2300 on 28,050 kc. URX worked all call areas with 120 watts on 3.85-Mc. phone using s.s.b. TUK, Nassau Club prexy, reports the Club is conducting 20-week code and theory classes. PF is working into the Brooklyn AEC Net and tying same with MARS Net with phone-patch for relay purposes. 4MVO, ex-9UGN and ex-8PRU, now is in Kew Gardens. EC reports 20 stations QNLing into TLAP so far this season on 3630 kc. at 2130 for the eastern division and 2300 for the western portion. AOD is concerned about cross-polarization on 420 Mc. and reports DOC, DGF, CEP, and himself as the only known active stations on 420 Mc. CEP worked OQS 10 miles north of Philly, about 90 miles air line. ZPG now is stationed at Fort Dix. OWO and TZU are having fun working 28-Mc. mobile. Two new clubs were formed this month: The Fieldstone Club in Glen Oaks and the Central High School Club in Valley Stream. Section Net certificates were issued to IAG, LKG, DIC, UGZ, and TJA. Traffic: W2VNJ 527, BO 275, EC 190, DRD 151, OBU 133, TUK 75, SJC 58, DIC 42, MQB 33, OUT 30, IKG 16, BIV 12, TJA 12, VBT 12, PF 11, IAG 8, KTF 3, ESO 2, OAF 2.

NORTHERN NEW JERSEY — SCM, Thomas J. Ryan, jr., W2NKD — As a result of discussions held at a meeting of all N.N.J. County Emergency Coordinators in Elizabeth on Oct. 24th, the new N.N.J. Emergency Phone Net began operation Nov. 5th at 1000 on 3900 kc. AOW is NCS. All nine counties in N.N.J. are represented in the net. This is a preliminary to the New Jersey OCD plan of nets throughout the State. We are fortunate in that our SEC, VQR, is a member of the Communications Advisory Board of the Office of Civil Defense of N. J. The net meets every Sunday at the above time. The following appointments or endorsements were made during October: ECs: IGX, Montclair; BRX, Asbury Park; K2CM, Morris County; LV, Millburn-Short Hills Area; EGM, Ocean County; DIB, Harrington Park Area; WUG, South Amboy; HIA, Perth Amboy; BTZ, Rahway; LOP, Roselle Park; YQK, Passaic; ORX, Livingston; OYH, Morristown; NAK, Jersey City; PJQ, Wayne Township; CTL, Avon; KFC, Secaucus; TZP, Union City; OLV, East Orange; FGI, Irvington; UZC, East Rutherford Area; GNG, Hoboken; GJJ, Ridgewood Area; FYO, Wycoff; ZT, Mahwah; JIK, Sadle River; ZZQ, Paramus. ORS: CFB, GFC, CUL, and KUS, who is our representative in Trunk Line Atlantic-Pacific. OPS: LMB, RGV, and CBS, MLW returned to the air on 3.5 Mc. from Cranford. LTP got his British Empire Radio Transmitter Award for working 50 British Colonies. Naval Reservist KXT was called to active duty. GPV and VPL are working 144 Mc. GOG is sticking to DX. GRZ splits his spare time between radio and photography. B&P and 1JBQ/2 mobile both came to the midnight rescue of another 144-Mc. mobile whose car stalled. VXB and NIY are rebuilding. EBK is back with new rig. DXU is back with the Marines. IIN, Assistant SEC, completed commercial/emergency-power panelboard installation for all-band operation.

ZBY, Hackensack, appointed MBE and BGI as Asst. ECs for Hasbrouck Heights and Woodridge, respectively. NCV has new volt/hmyst and grid dipper. EAS and BIM are new members of Slow Speed Net. YOB is working s.s.s.c. VQR and the County ECs planned a practical demonstration of N.N.J.'s ability to cope with any situation. EWZ is building new VFO. With 20 watts on 28 Mc. OUS worked 11FX, HB9ID, 11ABZ, and KH6ABC. CGG, RM, of the N.N.J. Net, on 3630 kc. keeps early morning schedule with 4PL. SMK, of Union City, is newest N.N.J. Net member. 4EEP, ex-2QEM, is chief operator at K4USA. ANG conducted traffic clinic at the Bloomfield R.C. EKU, the scribe of the *Newark Evening News* is a regular on the 3900-ke. net. The Nutley Amateur Radio Society has become affiliated with ARRL. YFM is president. Nutley Area men desiring membership are urged to contact him for information. The following is a special appeal to club secretaries. Please send the SCM monthly reports on the activities of your members. Traffic: (Oct.) W2CUI 200, CGG 178, CCS 174, NCV 133, LMB 130, WCL 124, UWK 112, OUS 41, BIM 37, ANG 34, CWK 31, CFB 28, NIY 17, EWZ 15, YOB 7 (Sept.) W2OUS 14.

MIDWEST DIVISION

IOWA — SCM, William G. Davis, W6PP — This has been a terrific month for activities what with the Midwest Division Convention and the Simulated Emergency Test. Iowa showed the highest activity ever in this year's Simulated Emergency Test and messages flowed to the SCM. He was caught with his transmitter down. It's a fine experience to find myself with more reports than I can do justice to. The TLGN had a meeting at AUL's the night preceding the Convention with two Division Directors, Bud, and others present. WMU earned his Class A license at exams held at the Convention. ZFO reports he has a new 500-watt emergency-power unit. BQJ and HMM renew ORS appointments. UHC reports the forming of a new club to be known as the Iowa Great Lakes Amateur Radio Club with the following officers: UHC, pres.; Robert Barrie, vice-pres.; George Heald, secy.; and FKB, treas. The boys at Sioux City were very active in the Simulated Emergency Test. The Club is building a portable rig to be used in emergencies. YNV, ENS, and EOL were called to active duty in the Navy. MHC and UHC are back on the air. The Convention was a great thing for our section at least, and I believe, has inspired all of us to greater activity. Traffic: W8SCA 715, QVA 248, HMM 221, NWF 141, YTA 37, NYX 33, WMU 19, ZFO 16.

KANSAS — SCM, Earl N. Johnston, W6ICV — In the S.E.T. the WARC of Wichita used ten mobiles on 29.6 Mc. Four fixed stations, with SOE the Red Cross control station, and CLN assisting the control station, handled the activities there. The Tri-County Radio Club of Osage City had several mobiles and two battery-operated fixed stations reporting into FLZ, who in turn fed his traffic to Topeka NCS. The KVRG of Topeka had eight mobiles on 29.5 Mc. Net Control operated on 29.5 and 3.85 Mc. with Red Cross station CET assisting net control and WGM relaying outgoing traffic on 3920 kc. to VBQ, in Lawrence, who got it to Headquarters on 14-Mc. c.w. QV took outgoing traffic on 7 Mc. 144 Mc. was used for the first time with KRZ (NCS), UPU, ICV, and AAZ in the net. UPU has been appointed Asst. SEC to help our SEC PAH and will devote most of his time to Civil Defense. AFN, AGC, ICV, WGM and their XYLs got together with QV, UPU, and VBQ at the Des Moines Convention. The K. U. Amateur Radio Club had an E.C. organization meeting Nov. 1st with UPU, WGM, and ICV as guests. The Missouri Valley Radio Club has been formed with twelve members living in the vicinity of Leavenworth drilling every Monday at 2115 on 28.85 Mc. EGE is on 160 meters. The CKRK held its annual fall picnic recently. CBC, Lebanon, is a new call. BGW has new Viking. IYR is on 160 meters. The CKRK had an FB S.E.T. YZX built new electronic bug. AQZ has new NC-173. Traffic: W6N1Y 263, FDJ 194, WGM 95, VBQ 88, EQJ 49, KSY 27, ICV 15, BNU 13, LIX 9, KXL 1.

MISSOURI — SCM, Ben H. Wendt, W6ICD — A very unique type of Simulated Emergency Test was conducted by EC RCE and his St. Louis group. Four ham stations were set up at the American Rod Cross Chapter, 14- and 28-Mc. phone was used to direct about 20 mobile units. 3.5- and 7-Mc. stations were used to maintain contact with distant stations by sending appropriate test messages. Typical disasters were simulated in which the various units reported conditions in each area. Local police, fire, and water departments, and the Red Cross were included in the tests, which included a power failure at the control station. Emergency power was used where possible. Thanks to the following hams for a well-executed test: RCE, BAP, BGE, BJL, BUL, CFS, DU, EKJ, EOI, EOW, EWI, EWT, HVJ, JRP, JUY, KID, KUJ, LDO, LBN, MCX, MFG, MLQ, MRF, MXI, NKW, NMR, PBR, PGI, QEV, RNK, TCE, TPB, TWN, VSY, VVO, WTM, ZIC, ZIP, and ZJG. UXB is having good success with a pair of 813s using Taylor super-modulation. PTG has had good success on 144 Mc. with a 350-mile haul to his credit. QMF heard W9s, W3s, W4, W6s, and W8s on 144 Mc. Mac knows that QRM is possible on 144 Mc. ARH worked VOGAA for his 106th country.

(Continued on page 58)



Buy Christmas Seals

Merry Christmas and

Happy New Year

from NATIONAL COMPANY

- | | | | |
|--------------------------|-------|-----------------------|-------|
| C. L. Gagnebin..... | W1ATD | Ralph Hawkins..... | W1OEX |
| Herman Bradley..... | W1BAQ | John Prusak..... | W1OPT |
| Lawrence Amann..... | W1BG | Austin Banks..... | W1ORK |
| James Ciarlone..... | W1BHW | William McNamara... | W1OTK |
| Calvin Hadlock..... | W1CTW | William Bartell..... | W1PIJ |
| Harvey Poore..... | W1DKM | Charles Coyle..... | W1PMÉ |
| Seth Card..... | W1DRO | Harry Paul..... | W1PMS |
| Albert Porter..... | W1ESI | Richard Brayley..... | W1PRZ |
| J. Francis Bartlett..... | W1EU | Hyman Kana..... | W1PSJ |
| William Osborne..... | W1EXR | George Servente..... | W1PWG |
| George R. Ringland.... | W1EYZ | Raymond Jordan..... | W1QIU |
| Don Hinds..... | W1FRZ | Harry Mayo..... | W1QPQ |
| Robert Murray..... | W1FSN | S. W. Bateman..... | W1RX |
| Dave Smith..... | W1HOH | William S. Doyle..... | W1TV |
| John Baxter..... | W1HRK | Edward Braddock.... | W3BAY |
| Vincent Messina..... | W1HRW | Arthur H. Lynch..... | W4DKJ |
| Jack Ivers..... | W1HSV | M. B. Patterson..... | W5CI |
| Joe Rossi..... | W1HXY | Ralph Hemeon..... | W1MWX |
| Edmund Harrington.... | W1JEL | Herb Becker..... | W6QD |
| Alfred Zerega..... | W1JMK | W. Clif McCloud..... | WøAZT |
| Robert Williams..... | W1JOX | Clyde Schryver..... | WøRPE |
| Frank Lopez..... | W1KPB | Frank Finnegan..... | W1TAO |
| Richard Gentry..... | W1LEN | Armand Bosse..... | W1MKD |
| John Stanley..... | W1LFF | Tom Benard..... | W1MLL |
| Leo Green..... | W1LML | Joe Golden..... | W1OCM |
| Francis Waden..... | W1LNV | Sam Beverage..... | W1MGP |
| Richard Thurston..... | W1MFZ | Robert Smallwood.... | W1SJB |
| Victor Penney..... | W1MTS | Alvan Berner..... | W1QDN |
| Donald Poulin..... | W1MXC | Henry Cross..... | W1OOP |
| (U. S. Navy) | | John Halchak..... | W8AUQ |
| Dexter Atkinson..... | W1MYH | William Bonyman.... | W1PYU |
| Martin Oxman..... | W1NYU | | |


★ It is a privilege to reproduce the 1950 Christmas Seal of the National Tuberculosis Society as a token of our contribution



ADVERTISEMENT

AMPHENOL TWIN-LEAD

Folded Dipole AMATEUR ANTENNAS

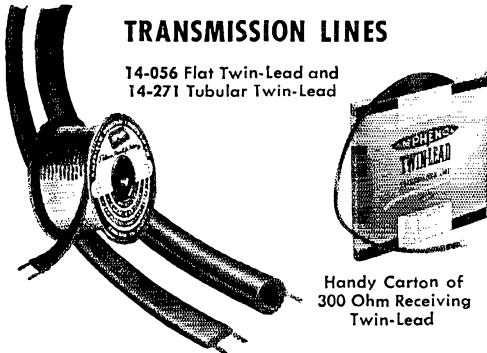


Ready-Made
and Easy to Install

AMPHENOL Twin-Lead Folded Dipole antennas are real DX antennas. The flat top is copper-clad steel conductor—AMPHENOL Twin-Lead No. 14-022. The 75 ft. lead-in—AMPHENOL weather-resistant 300 ohm Twin-Lead No. 14-056—is joined to the antenna with a weatherproof "T" junction molded of brown polyethylene. They go up easy—being cut to band. Simply trim to your operating frequency in accordance with the simple instructions included and add end insulators.

TRANSMISSION LINES

14-056 Flat Twin-Lead and
14-271 Tubular Twin-Lead



Handy Carton of
300 Ohm Receiving
Twin-Lead

AMPHENOL Twin-Lead is a low-loss, weather-resistant line ideal for receiving and transmitting antennas and transmission lines. Brown pigmented polyethylene dielectric assures minimum RF loss, will not craze or crack under excessive exposure to ultra-violet rays, resists weather, acids, alkalis, oils and remains flexible at -70°C . For standard FM and TV receiver installations use Receiving Twin-Lead. Use the tubular No. 14-271 for deluxe installations, and tubular No. 14-076 for transmitting.

NEW! Twin-Lead Connector



Permits solderless, low-loss splicing of 300 ohm Twin-Lead without changing line impedance. One terminal is plug, other is socket. Design prevents reversal of lead. Use in pairs.

AMPHENOL MANUFACTURES A COMPLETE LINE OF AN & RF CONNECTORS, RF CABLE, RADIO SOCKETS AND CONNECTORS

Send today for the 48-page general CATALOG No. 74, and be sure your name is on the mailing list for AMPHENOL ENGINEERING NEWS...a monthly report on currently new products and technical data.

AMERICAN PHENOLIC CORPORATION

1830 SOUTH 54TH AVENUE • CHICAGO 50, ILLINOIS

Bob is one of ham radio's old-timers and is looking forward to receiving the Old Timers certificate. KIK reports 39 contacts in the recent CD Contest. YVI is experimenting with clamp tube modulation, using a pair of 813s. PTG has a new 28- and 144-Mc. beam equipped with rotor and compass. QXO, the EC for Columbia, has appointed JSR as his assistant. This gives each of the clubs there an Assistant EC. WAP finds the new 3.5-Mc. c.w. rig comes in handy for traffic work. PLJ's 144-Mc. rig served him well in affording contacts with 5RCI and 3PGV. CBY is a new call at Charleston. Traffic: W8QXO 435, WAP 135, DEA 74, OUD 19, PTG 14, QMF 7, YVI 3, GBJ 2.

NEBRASKA—SCM, Scott E. Davison, W8OED—Nebraska was well represented at the Midwest Division Convention in Des Moines, and the Des Moines amateurs did a bang-up job of entertaining. YWK is sporting a Class A ticket and can be found on 3.85 Mc. with 100 watts. All nets are getting back into the swing of things. If you are not a member, better join up with one. AIN reports he has received orders to report for active duty with the USMC. Thanks for the pictures, CBH. CMO reports DX good on 14 Mc. AY again tops 'em all with a traffic total of 1302. FMW increased power to 150 watts. YSK reports remodeling the shack and operating mobile with a BC-454 ahead of car radio. VQR has a new A ticket operating mobile. Every licensed amateur in Nebraska should belong to the Emergency Corps. Get in touch with JED, our SEC now! UVJ is putting up a tower for 28-Mc. beam. JDJ is building new final running 150 watts. BTE, BUW, CEM, and CEO are all new calls in Omaha. BTE is 13 years of age! AGS has an 807 on single sideband. KJP has a new antenna up. EHF really gets the r.f. into his antenna—so much in fact that the boom on his beam caught fire! BBX's fourth harmonic showed up on his 'scope—a boy, weighing 8½ lbs. QHG reports that both rig and work are keeping him off the air. The UVUs have a second harmonic at their house. KQX gets out FB with his mobile unit. Have you tried 144 Mc. yet? Traffic: W8AY 1302, SAI 145, CBH 119, FAM 102, KON 67, JDJ 54, RYG 54, FMW 43, LJO 38, TIP 29, IXL 26, AIN 13, GMZ 12, YSK 11, YDE 10, VQR 9, YWK 5.

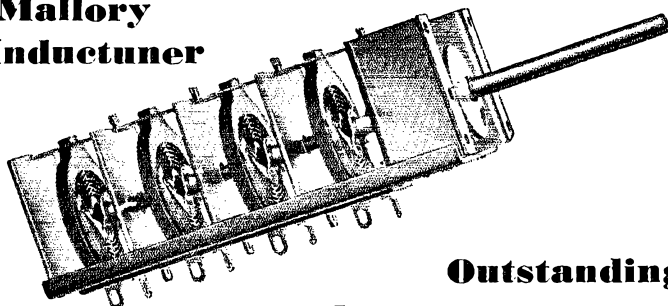
NEW ENGLAND DIVISION

CONNECTICUT—SCM, Walter L. Glover, W1VB—The Connecticut QSO Party held Oct. 28th and 29th was a huge success with many stations in all parts of the section participating. The Connecticut Wireless Assn. is to be congratulated on sponsoring this worth-while activity. No scores are available at this writing. The Simulated Emergency Test held in the early part of October kept the traffic gang in Connecticut busy handling the traffic to Headquarters, resulting in a large increase in traffic scores for the month. SJ is on the air again after a siege in the hospital. HYF enjoyed a two-week trip to Florida. BVB has a 28-Mc. mobile rig working. DJV reports working 2PWP on 50 Mc. with 5 watts. AQS has been laid up for several weeks but worked the rig from his bed. OBS JQD transmits regularly daily at 10 p.m. on 3670 kc. and on 7050 kc. immediately after. HUM reports very little activity because of plenty of traveling. KAY has moved from Bethel to Newtown. NBP is new OPS. CARA participated in the S.E.T. using two mobiles and several fixed stations. News seems to be at a low ebb this month. How about sending in the dope, fellows? Traffic: (Oct.) W1NJM 944, AW 567, LVQ 538, BDI 518, RWS 352, ICP 273, LV 234, VB 232, DIT 166, CTI 163, ORP 133, DJV 109, IJT 63, KYQ 58, ADW 50, BVB 48, GVK 34, KV 21, OJR 11, HUM 10, SJ 4. (Sept.) W1CIT 37.

MAINE—SCM, Manley W. Haskell, W1VV—Seagull Net, 3961 kc. at 1715, Mon. through Fri., PAM PTL as NCS, Pine Tree Net, now on 3596 kc. at 1900, new schedule as follows: Mon., NCS QUA; Tues., NCS EFR; Wed., NCS SFZ; Thurs., NCS ROM; Fri., NCS HYH. Contact stations to other nets are RQR, EFR, LKP, NGV, and NXX. NGV tied with 4FF for third place in October LO-Nite honors, and also made BPL the hard way with 557 points. QUA was supervisor of both the PTN and AEC nets during the S.E.T. tests and HYH did good work in Oxford at the same time. New PTN members are SSX, LDC, and BKU, new ORS who has moved to Old Town. SRQ is the first Maine woman licensee to make the coveted 25-w.p.m. certificate on c.w. She has handled 740 contacts since March. RYM, JRS, and EFR are new Class A amateurs. The Portland Amateur Wireless Assn. held a baked bean supper on November 10th at Duck Pond Grange Hall. There were prizes for OMs, OWs, and XYLS. ITU took over as EC for the Portland Area during the S.E.T. and did a swell job as did most of the ECs. The Androscoggin Amateur Wireless Assn. now is in new quarters and will have a station on the air. Officers are SEJ, pres.; LDC, vice-pres.; SKA, soecy.; LDN, treas.; LYK, SCM, and PIX, directors. Traffic: WINGV 557, QUA 233, LCP 203, LBJ 152, HYH 67 IGW 51, EFR 47, LRG 45, RPT 40, VV 39, QQY 30, SFZ 29, SUK/SZM 26, SRQ 23, KEZ 16, ROM 16, JTH 12, PTL 12, BTY 11, IXC 10, KDE 10, PYY 7, AMR 6, FXA 6, AWN 3. EASTERN MASSACHUSETTS—SCM, Frank L. Baker, jr., W1ALP—New ECs: MAN, KLC, PKW, GJZ, CQN, and FTB. JLW is new OPS. MNK, HIM, DHX, (Continued on page 60)

MALLOBY HAM BULLETIN

The Mallory Spiral Inductuner



Outstanding TV Tuner Adaptable to General Purpose VHF

Many amateurs upon experiencing for the first time the smooth satisfaction of tuning an expensive TV set equipped with a Mallory Spiral Inductuner* variable inductance tuning device, have immediately conjectured visions of using the Inductuner for a variety of special amateur applications.

As a matter of fact, the Spiral Inductuner is admirably suited for use in almost any amateur or general purpose VHF receiving system where efficient and sensible tuning is desired at a moderate cost.

The Spiral Inductuner, equipped as it is with the mechanics for varying the inductance of each of its coils continuously, accurately and smoothly, from the front panel, provides all essentials for tuning without variable tuning condensers, band-switches, or plug-in coils. The resultant elimination of "extra" parts from the VHF circuit not only simplifies wiring but also reduces RF wiring to practically an irreducible minimum.

The serious VHF amateur will recognize immediately the advantage this condition supplies for improved efficiency at the Very High Frequencies.

The design of VHF mobile receiving equipment, also, can be improved measurably by substituting an Inductuner for the usual coil-variable condenser tuned circuits. The omission of variable air dielectric condensers in such equipment means that microphonic tendencies attributed to vibration of condenser plates may be entirely eliminated.

For those who would like to know more about the Spiral Inductuner, we have prepared a Technical Information Bulletin of its mechanical and electrical design features. This publication contains schematic diagrams of representative high-gain TV input circuits, alignment instructions, chassis layout suggestions, and physical measurements.

To get your copy of this Bulletin, all you have to do is write us at the address below and mention Spiral Inductuner Technical Information. Of course, there is no charge.

In the meantime, don't forget those other fine Mallory parts including resistors, ham band switches, controls—rheostats—potentiometers—pads, tubular capacitors, transmitting capacitors, dry electrolytics, dry disc rectifiers, vibrators and vibrator power supplies. **THEY ARE ALL AVAILABLE FROM YOUR MALLOBY DISTRIBUTOR.**

*Registered trademark of P. R. Mallory & Co., Inc. for inductance tuning devices covered by Mallory-Ware Patents.

P. R. MALLOBY & CO., Inc.
P. O. Box 1558
INDIANAPOLIS 6 INDIANA

P. R. MALLOBY & CO. Inc.
MALLOBY

small


enough to fit in
your coat pocket!

BIG

enough to do
a man-sized job!

Stay on the air with...

PRECISION Series 40 Compact Wide-Range Circuit Tester



SELF-
CONTAINED
TO
6000 V.
600 MA
5 Megs.
+70 DB

With
full
size
3" Meter

Complete with bat-
teries and test leads.

Net Price \$26²⁵

LC-2 Custom leather
carrying case.....

Net Price \$575

In custom molded carrying case. Series 40 is ideally dimensioned and engineered as a portable, compact test set to withstand the hard usage of amateur radio, servicing, production test, etc.

Series 40 offers features and components as incorporated in "Precision's" larger test sets, including: Rotary Selection = 1% shunts and multipliers = heavy duty insulated pin jacks = large numeralled, easy reading meter.

SPECIFICATIONS

- ★ 6 A.C.-D.C. & Output Voltage Ranges:
all at 1000 ohms per volt.
0-3-12-60-300-1200-6000 volts.
- ★ 4 D.C. Current Ranges: 0-.6-6-60-600 MA.
- ★ 3 Resistance Ranges: self-contained batteries.
0-50000-500,000 ohms and 0-5 megohms.
- ★ 6 Decibel Ranges from -22 to +70 DB.
- ★ 1% Wirewound & Metallized Resistors.
- ★ Only 2 Pin Jacks serve all standard functions.
- ★ Recessed 6000 volt safety jack.
- ★ Anodized, etched aluminum panel:
resistant to moisture and wear.

See this fine "Precision" Test Set at all leading radio parts and ham equipment distributors.

Write for latest Precision catalog describing quality Electronic Test Instruments for all phases of modern radio-electronics—A.M., F.M. and TV.

Precision Apparatus Co., Inc.

92-27 Horace Harding Blvd., Elmhurst 13, N. Y.

Export: 458 B'way, N. Y. City, U.S.A. Cables: MORHANEX
In Canada: Atlas Radio Corp. Ltd., Toronto, Ontario

RP, GOU, GDY, MEG, PYM, AQE, QHC, and AAR have renewed appointments. New officers of Norfolk County Radio Assn. are CQN, pres.; NOV, vice-pres.; AYI, treas.; ORY, secy. Boston College Radio Club, PR, commenced its 31st year of activity. Officers are 2QWII, pres.; SSZ, vice-pres.; TBR, secy.; John Donohoe, treas. The Club has 100 watts on 28 and 7 Mc. Martha's Vineyard Amateur Radio Club officers are SGL, pres.; NBO, vice-pres.; MM, publicity agent; OGT, secy.-treas. TCG is on 28 Mc. Sorry to have to announce the death of REA, of Taunton. KLO, QWM, LSR, JXZ, QPY, TAA, KTU, JOL, DFE, and OLA are on 144 Mc. On 3.85 Mc.: RYB, DWO, KEK, PBQ, ROQ, HMI, QOD, KVH, HYG, MHC, and IIM. On 28 Mc.: SNW, QYT, SVU, KBN, JWC, KWD, CF, and PIG. FVD has the rig on 1.8 Mc. CSN is on 3.5-Mc. c.w. AEH is on 7 Mc. PST has rig on 14 Mc. LQO has DX certificate. The T-9 Radio Club met at KON's/ISX's QTH. The Brockton Radio Club had a demonstration on "Impedance Matching Transmitter to Antenna." The South Shore Club meeting had movies and an FCC night with SRO and QVC. The Eastern Mass. Club held a meeting at WBZ-TV. SPB writes that the radio club at Boston Latin School has the call TEM and is on 7 Mc. at noon. The Quannapowitt Radio Assn. held a forum on "Mobile and Portable Operation" with JEL, PSP, and MDH. JCK is new RM for 3.5-Mc. c.w. BGI is active on 3.85 Mc. MAN says that the hams in Marblehead met to discuss emergency work. OBN is going after more code speed. PST had Brookline Emergency Corps on with 10 members during the Simulated Emergency Test. JLW is on 14 and 28 Mc. LAO has DDI, ASN, JTI, and MGP lined up for emergency work. LAO got Nevada for WAS. MCR, BUG, QHC, PXH, and QOI helped out in "Mock Disaster" in Boston. They had rigs on 144 and 3.85 Mc. The Brookline Net had two cars on 28 Mc. EMG has a mobile rig in the car. ZR lost her antenna pole in a gale. MRQ reports a very successful emergency test. JJY/1, Brookline, put up new antenna. 7HUV, ex-1HUV, of 2726 La Cienega Drive, Tucson, Ariz., sends his 73 to all. HOM, mobile-aircraft, gets on 144 Mc. IIM's XYL, SCS, is editor of *Harmonics*, organ of the YLRL. OPI has a 450-watt rig. The Quannapowitt Radio Assn. had a talk on "Grip Dipper" by HOH and NYU. RGY is on 3.5- and 28-Mc. c.w. DHX is on 144 and 3.85 Mc. SXT is on 14 and 3.5-Mc. c.w. RP has HRO-5 and is on 28 Mc. BLR has rig in the car on 3.85, 14, and 28 Mc. ICO has a 1 1/2-kw. power rig. PIW and LMU have 807s on 28 Mc. PX visited OMU. Newton Emergency Group, NPA, got through to 3PZA and Hartford on the simulated drill. NUO has her Class A license now. IX has new 45-ft. tower at his new QTH in Melrose. FH has new 65-ft. steel tower at his new QTH in Boston with beam on top for 14 Mc. ALP put his Zepp antenna up higher for 3.5 and 7 Mc. MUD is active on 144 Mc. RD, in Saugus, has a good signal. Attention Wakefield, Mass., Amateurs: G3ESP, W. Farrar, hon. secy., W. & D.A.R.S. (Holmroft, Durkar, Wakefield, Eng.) would like to hear from any Wakefield amateur or radio club with a view to Wakefield-to-Wakefield interchange. QUE has been hospitalized. Friends suggest he will very much appreciate any letters and cards from the gang. Send your best to Ralph C. Morris, QUE, 121 State St., New Bedford. Traffic: (Oct.) WIEMG 185, LM 165, TY 131, SS 130, AQE 96, DMS 74, JCK 67, QJB 52, ZR 52, PU 34, MRQ 33, JJY 30, BDU 19, PYM 18, NWL 9, JLW 8, WU 2. (Sept.) WIJCK 73, MEG 2.

WESTERN MASSACHUSETTS—SCM, Victor W. Paounoff, W1EOB—SEC: JYH, RM: BVR. Net frequency, 3725 kc., Mon. through Fri. at 7 p.m. Slow Speed Net Mon. and Fri. at 6:30 p.m. Many thanks to my friends and supporters in the election. I solicit your cooperation for such projects as may be undertaken in the future. I will do my best to fulfill the responsibilities of the office. This must be club election month. New officers in the various clubs are as follows: Pittsfield Radio Club, LUD, pres.; AZW, vice-pres.; RZZ, secy.; PYR, treas. Hampden County Radio Club, MNG, pres.; RVW, vice-pres.; PHU, secy.; OBQ, treas. Quinnebaug Valley R.C., EFC, pres.; QFF, vice-pres.; LLI, secy.; HFO, treas. QV emergency net meets Mon. at 8:30 p.m. on 3680 kc. New hams are TDO in Holyoke and TDS in Pittsfield. The Pittsfield R.C. enjoyed a Halloween party complete with cider. SSO (YL) moved to Okinawa. SIT now is located in Newton Upper Falls. RHU is forsaking radio for target shooting. Congrats to BVR, who was reelected as Director of the New England Division. TVI is taking its toll in some sections. It can be licked, fellows. Don't hide it—cure it. HOD now has 3.85-Mc. mobile phone. Western Massachusetts emergency phone net meets at 9:00 p.m. every Thursday on 29.4 Mc., with NY as Net Control. CJK has 118 countries confirmed on phone. JYH is pleased with new blocked grid keying system (Goodman style). RZG is getting a big kick out of his new HRO-7 Traffic: W1EOB 614, BVR 103, RHU 78, RZG 66, AZW 39, MOK 5, BDV 3.

NEW HAMPSHIRE—SCM, Norman A. Chapman, W1JNC—SEC: KYG, RM: CRW. Nets: NHN, 3685 kc., 7:00 p.m., Mon. through Fri. NHEN, 3685 kc., 6:30 p.m., Fri. NHEN, 3890 kc., 1:00 p.m. Sun. It is my sad duty to report the death of ADR. Elwyn met his death by electrocution while performing his work as a lineman. We shall all miss the "Old Timer" on the ham bands. It was he who taught me the code and gave me the confidence which

(Continued on page 62)

I landed him with a **CARDAX**

**You could have heard
it too, if you had been
listening in.**

"He said he heard me clearly...and liked the sound of my voice. That started it...and we've been together ever since. Now I wouldn't part with that E-V CARDAX for anything."

Yes...it's the first high level cardioid crystal microphone with Dual Frequency Response...gives you high fidelity for clear channel or rising characteristic for *extra crisp* speech signals that cut through QRM. Assures positive voice recognition. Also overcomes room background noise. Smartly styled, too!

CARDAX, Model 950 lists at \$39.50

Authorized Distributors Everywhere


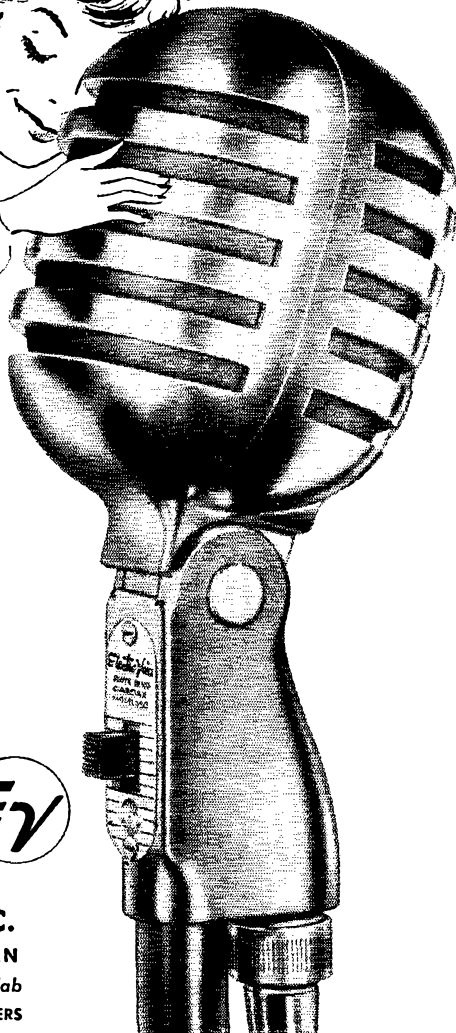


Electro-Voice INC.

404 CARROLL STREET • BUCHANAN, MICHIGAN

Export: 13 East 40th St., New York 16, U.S.A., Cables: Arlab

MICROPHONES • PHONO PICKUPS • SPEAKERS • TV BOOSTERS




E-V Pat. Pend. Crystal Microphones licensed under Brush patents.

CHICAGO

Transformers Designed Expressly

For Today's Amateur Circuits

POPULAR "IN DEMAND" UNITS




Splatter Chokes

Designed specifically for use in high level "clipper" filters. They eliminate splatter caused by heavy modulation, limit band width to 3,000 cycles, effectively increase "get through" phone signal ability, prevent negative peak clipping. Windings tapped to cover inductance range from .02 to 1.5 hys at relatively constant Q. Adequately insulated to withstand high peak voltages.

Catalog No.	D-C Ma.	Insulation Volts	Inductance in Henries
SR-300	300	7,500	.02 to 1.5 Hy
SR-500	500	10,000	.02 to 1.5 Hy

WRITE FOR APPLICATION DATA SHEET



Low Pass Filter No. LPF-1

Designed to provide optimum attenuation of audio frequencies above 3,000 cycles. Economically and effectively confines a speech signal within narrow frequency limits. The filter operates out of a source impedance of 15,000 ohms (as presented by plate of single 6C5, 6J5, or triode-connected 6J7) into a 100,000 ohm grid. Step-up ratio of 1: 2.63 is obtained when primary is connected to 100,000 ohm secondary. A plate blocking condenser is required to prevent D-C from saturating the coils in the filter proper. Filter operates satisfactorily at signal levels of +10 volts RMS across the 100,000 ohm sec., or of +0.7 volts RMS at 500 ohms.

WRITE FOR APPLICATION DATA SHEET

SEND FOR FREE CATALOG TODAY!



You'll want the full details on CHICAGO'S New Equipment Line—the famous Sealed-in-Steel line that offers advanced engineering design to fit today's Amateur circuits. Full listings of Plate, Filter Reactor, Filament, Audio, Modulation units. Write for your FREE catalog today—or get a copy from your distributor.

WRITE NOW!



CHICAGO Transformers are
the Choice of Leading Amateurs

CHICAGO TRANSFORMER

DIVISION OF ESSEX WIRE CORPORATION

3501 ADDISON STREET • CHICAGO 18, ILLINOIS

produced for me that first ham ticket. SIC was called back in the Navy. PVF at the U. of N. H. and ORN, now 4KXP, at George Washington U. Va., are seriously planning a trip to FPs-Land next summer. The Manchester Radio Club and the Nashua Mike and Key Club enjoyed a joint get-together at the Chicken Roost. SKU now is in Tokyo, Japan. TDJ is working 28 Mc. with a Harvey-Wells rig. RMII, CNX, SJS, and OJZ have blossomed out with emergency mobile equipment. POK has a 3.5-Mc. emergency rig but is having peck-box trouble. BXU, SLE, RMII, TDJ, TCR, LTO, and EIQ are new members of the Concord Brasspounders. Let's hear more from the gang in Berlin, Nashua, and Portsmouth. JNC's new QTH is 98 South St., Concord. Traffic: (Oct.) WICRW 309, PFU 60, SAL 53, JNC 13. (Sept.) WISAL 50, QGU 17.

RHODE ISLAND — SCM, Roy B. Fuller, W1CJH — SEC: MIJ, RM; BTV, PAM; BFB. Rhode Island Net (RIN) meets Monday through Friday at 1900 on 3540 kc. SEC MIJ reports good results in the Simulated Emergency Tests. The following nets were active during the period: Providence 28 and 144 Mc., W1s INM, MNC/p.m., SGA/p.m., NBU/p.m., RAM/p.m.; Cranston 28 and 144 Mc., RUS, LZV, SKC, AFO, RVQ/p.m., BTV, QLD; Newport 3.85 and 28 Mc., SUP, JFF, OYIM/1, OUR, BVI, OIK/p.m., BBN; East Greenwich 28 Mc., SKT, BFB, CJII, RVQ, SBP/p.m.; Kingston, PXI/p.m.; Westerly 28 Mc., KRQ, and many supporting operators at the NCS. BTV handled all out-of-State traffic on 3.5 Mc. while receiving it on 144 Mc. TN and SGA are Rhode Island members of the New England Emergency Net on 3.85-Mc. phone. Newport County Radio Club elected the following for the ensuing year: SUP, pres.; JBB, vice-pres.; BVI, secy.; OUR, treas.; JFF, theory; BBN, traffic. NAARO's Emergency Net has resumed its regular drill Mondays at 2000 on 29,080 kc. Traffic: W1BTV 85.

NORTHWESTERN DIVISION

IDAHO — SCM, Alan K. Ross, W7IWU — Hayden Lake: FIS, now ORS with Gem Net, keeps daily schedules with EHZ, Coeur D'Alene. Firth: BAA, another Gem-Netter made a trip to North Idaho and had an FB bull session with FIS. Moscow: MVA, now with the U. S. Foreign Service, is in Meshed, Iran, temporarily, strictly SWL. He says EQ7SAM is genuine as he has "shared his bottle and pounded his brass." Hugh wants to hear from his friends. Write him: Hugh S. Pettis, U. S. Embassy, Teheran, APO 205, c/o Postmaster, New York, N. Y. Another "DX" letter comes from LQN (Filer). He writes from the Philippines, I think. (Not able to confirm where DU1-Land is, but wherever it is, he says it's QRT.) Boise: ACD was heard mobiling around town the other evening on 28 Mc. IWU has a new car. "To mobile or not to mobile" is the question at the present. Traffic: W7NH 74, EMT 47, FIS 23, IWU 19.

MONTANA — SCM, Edward G. Brown, W7KJGJ — KGF, Net Control Station, Montana phone net, reports that because of heavy QRM the net will move to 3910 kc. The SMARA meeting was held at IWW's shack Nov. 14th. CVQ, MSN Net Control Station, has been very successful with his deer hunting. Zeo bagged a prize-winning buck. LIT, stationed at Hawaii, would like home state contacts. Jack will be around 14,100 kc. He did not say what call to listen for, but he will be on Saturdays and Sundays or when the Navy gives him a day off. Mayor Earl Mead, LCM, has been busy collecting pledges for funds to purchase a new receiver for LOD. Both Earl and Gene are shut-ins and are very active on the bands. KUH has rebuilt final, now has p.p. pair 807s and is very pleased with new rig. Those interested in some good buys, contact JSW; he has quite a little equipment for immediate disposal. BGG visited the Butte gang for a few days. Al now resides in Pendleton, Ore. CT has new vertical. KJX and LPL are active on Jim Bridger Net, 28 Mc. LUE soon will be on with Bendix TALE. ONT is a new active station in Livingston. Traffic: W7KJGJ 113, CPY 21, KGF 15, COH 11, FGB 10.

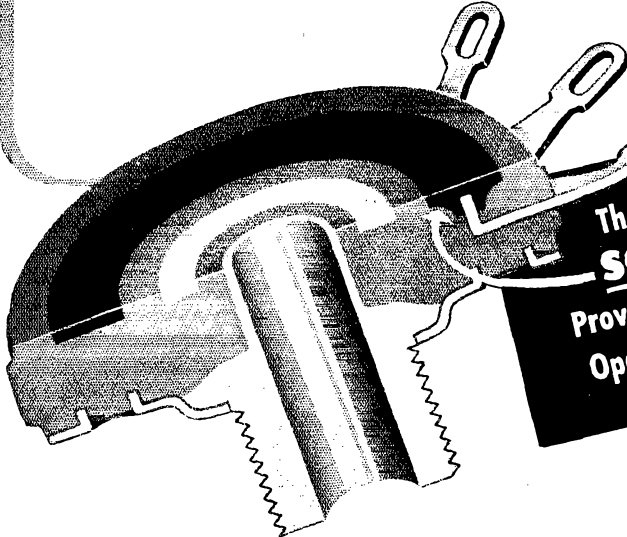
OREGON — SCM, J. E. Roden, W7MQ — BSY is new EC for the Oakridge Area and is doing a lot of fine planning on the AEC program for this previously not-covered area. OSD is a new ham in Hermiston and will be found on 3.5-Mc. c.w. DIS reports that TVER assisted Washington County Sheriff's Office on Halloween by using mobiles. LNG reports that OVO is newly licensed in Medford and will be found on OSN. MMI is attending Milwaukee School of Engineering. NXV, the son of WB, is a new ham in Medford. BBJ is new OO, observing mostly on OSN frequency. MYI reports the call OVM has been issued to Klamath Union High School. NQB, Forest Grove EC, reports that Area really cooperated 100 per cent in the Simulated Emergency Test with mobiles and portables. BDN reports that after some work on his final he will be back in circulation on the nets. NOB, the XYL of MEZ, has received her Class A license. JOP is on 3.85-Mc. phone. MEZ is working on his 3.85-Mc. mobile. ADH is new OPS. OHX is new ORS. CXO wants more reports and data from the gang on the OEN for the Oregon Netter. LXR will move back to Portland in the near future. LVN is planning a 100-watt mobile on 3.85 Mc. HAZ reports NYW, the Baker Club station, is all ready to go with 500 watts. QEZ is new in the Pendleton Area and works 7-Mc. c.w. Traffic: W7UDN 136, MQ 112, EJF 107.

(Continued on page 64)

DID YOU EVER **LOOK INSIDE** AN


OHMITE

Type AB POTENTIOMETER?




The resistance element is **SOLID MOLDED**—
Provides Smoother, Quieter
Operation, and Longer Life

AVAILABLE FROM
STOCK IN TWO
STANDARD SHAFTS



2" Dimension
Round Shaft



Screwdriver Shaft
with Locking Nut

If you were to cut an OHMITE Type AB Potentiometer in half, you would see where these rugged little two-watt units get their reputation for reliability, long life, and smooth, quiet operation. The secret lies in their *unique design*.


The resistance element, for instance, is a thick, solid ring, molded under heat and pressure—not a sprayed film or paint type element. Because of this, the unit is unaffected by heat, cold, moisture, and length of service—and, the low noise level often becomes *less* with use! Furthermore, terminals are *imbedded* in the element, and all parts are corrosion resistant.

Use these fine components where reliability is important. Available in a wide variety of resistance values, and in three tapers—linear, clockwise logarithmic, and counter-clockwise logarithmic.

AVAILABLE AT ALL OHMITE DISTRIBUTORS


Write for **BULLETIN 131A** OHMITE MANUFACTURING CO.
4863 Flournoy St., Chicago 44, Illinois

Be Right with **OHMITE**
Reg. U. S. Pat. Off.



RHEOSTATS • RESISTORS • TAP SWITCHES

Maximum Service in Minimum Size



Model 666 HH — The Basic Hand-Size Volt-Ohm-Milliammeter

One of the "handiest" instruments for its size that ever came off Triplet's precision production lines. Its greater scale readability means faster, more accurate work. Special new type resistors provide greater stability. All the ranges you need. This is a basic pocket size necessity for the electric technician.

ONLY \$24.50 AT YOUR DISTRIBUTOR

FOR THE MAN WHO TAKES PRIDE IN HIS WORK

Triplet

TRIPLET ELECTRICAL INSTRUMENT COMPANY - BLUFFTON, OHIO, U.S.A.

In Canada: Triplet Instruments of Canada, Georgetown, Ontario

BSY 93, ESJ 92, JRJ 91, OHX 80, IIV 71, GNJ 57, GXO 56, AJN 53, EBQ 53, GWE 53, FY 24, HAZ 21, II 20, GUR 12, LJJ 12, NOJ 9, OVO 9, DZT 6, KTG 5, LT 5, PL 5.

WASHINGTON — SCM, Laurence Sebring, W7CZY — SEC: KAA, RM: JJK, BX, new OPS at Richland, reports that the Tri-City Emergency Corps has the use of seven gas-driven generators, 5 to 7 kw., to power home stations in the case of an emergency. EVW schedules IJR/KL7. ETO has been too busy deer hunting and DX hunting to operate 3.5 Mc. very much. DGN had a hand in setting up new radio station for Boeings. LTK has an active AEC group in Whitman County. Conditions are bad at EQN, with poor signals and lots of noise. KCU has daily schedule with JZR. LVB lost a couple of antennas in the big wind. NWP moved to Seattle and now is working at Boeings. KWC spends a lot of time on the road and has a fine mobile. BG works into the Tacoma emergency net. APS handles traffic when he can get on the air. OGP is using controlled carrier with 250 watts. OIH has a new four-element 28-Mc. beam. JJK handles traffic on RN7 and WSN. LFA is going to the U. of W. and is on the air with a kw. at Bothell. LEV has schedule with 4OWS/KG6. EYS added VR1F for country No. 141. ZU puts in his air time on WSN and RN7. MVL has a rhombic for 28 Mc. DDQ and OXB received their Class A tickets. FIX is busy publishing PAN News. The Walla Walla gang is coming right along on the new club house and hopes to be meeting in it in the near future. Traffic: (Oct.) W7CZY 946, IOQ 731, JJK 455, BX 392, FIX 176, FRU 104, LEV 104, LFA 94, KWC 79, KCU 60, LVB 34, DGN 27, ETO 14, APS 12, EVW 12, EQN 4, BG 1, NWP 1. (Sept.) W7LEC 263, HMQ 229, OEB 141.

PACIFIC DIVISION

HAWAII — SCM, Dr. Robert Katsuki, KH6HJ — The HARC sponsored a social at Queen's Surf in lieu of a hamfest and the attendance was good with a swell time had by all. ADY has been dividing time between rag-chewing, MARS, and handling traffic for lonely wives whose husbands are on various Pacific Isles. Ted also operates mobile on 28.8 Mc. at 1900 HST Tuesdays. RX (St. Louis College) is active on 7 Mc. at least three times a week, schedules VM on Maui Sunday mornings, and is on 28 Mc. at least once a week running schedule with W8VPA. The school club has been reorganized under AEQ, who conducts code classes three times a week. ADK has a BC-441 on 1.9 Mc. running 35 watts 'phone, and a BC-610 on 7, 14, and 28 Mc. Bill also is NCS on Oahu No. 2 MARS, which meets every Friday. He reports 160-meter activity limited to three other stations, AAY, OO, and UZ. Traffic: KH6ADY 34, RX 17, ADK 13.

NEVADA — SCM, Carroll W. Short, jr., W7BVZ — SEC: JU, ECs: HJ, KTH, MBQ, JWV, VO, TJY, ZT, and KOA. RM: PST. OPS: JUO. VO is new EC for Lyon County. JUO has new VFO for 28 Mc. HJ, Boulder City EC, says the eleven hams in town are all AEC members and took part in the S.E.T. JU operates 160, 80, 40, and 20 meters. He's the new prexy of the Southern Nevada Club, with KIO and BVZ, vice-pres.; LGS, treas.; BJY and LUV, secy. Ex-JPW now is 4RNB. LBE received Nr. 4 certificate and MWF Nr. 5 for working 25 Nevada stations. KGR lost all his radio equipment in a Virginia City fire. MMK is on 7 Mc. with 7 watts. ZT is on 3.85-Mc. 'phone. 6NY7 is handling considerable traffic on 3.85-Mc. 'phone. JOS has mobile on 3.85 Mc. Meet your SCM mornings on 7225 kc. 6CIS, Pacific Division Director, visited the Southern Nevada Amateur Radio Club Oct. 20th and spoke on the importance of the AEC and also on TVI. Traffic: W7JU 73, BVZ 9, HJ 3.

SANTA CLARA VALLEY — SCM, Roy I. Couzin, W6LZL — SEC: UTV. ECs: NOE, QIE, TFZ, FTG, RM; CIS, OO: HC. Emergency work is being carried on throughout the section with very good results and with a great deal of interest. Local Civilian Defense groups are inviting the amateurs in their areas to Defense meetings and coordinating their efforts with city and county plans. All ECs are urged to attend these meetings as often as possible to make their own planning easier. Local newspapers have given the ham efforts quite a play, especially with their tie-in with emergency efforts. ZDB has been looking for an all-band antenna but with no luck. PDX is having amazing results on 3.85 Mc. with a box kite antenna. FWH and JSF are in the services. LXA is on the road to recovery but will have to take it easy for some time. HC is keeping busy on RN6 and also is ORS now. QIE took portable rig out with the Boy Scouts and built up traffic total. AVJ and LZL received endorsements for OPS appointments. VWF received endorsement for OBS appointment. NW slacked off on traffic this month as outside work took its toll. Traffic: (Oct.) W6BPT 406, QIE 268, HC 205, CIS 76, NW 68. (Sept.) W6NW 832.

EAST BAY — SCM, Horace R. Greer, W6TI — Asst. SCM, Charles P. Henry, 6EJA. SEC: ORJ. ECs: AKB, EHS, NNS, IT, IDY, QDE, LMZ, OJW. 9IVN/6 now is 6JVE. Oct. 5th saw fun night at the Oakland Radio Club. The get-together was dedicated to the members and their families. RRH was appointed secretary of the Mission Trail Net to finish out the term of JSB. At the October meeting


(Continued on page 66)

Eimac
TUBES


THESE ARE THE TUBES OF CHAMPIONS
... THE FIRST CHOICE OF LEADING
AMATEURS EVERYWHERE. THEY PROVIDE
MORE WATTS PER DOLLAR COST AND
THE UTMOST IN DEPENDABILITY AND
PERFORMANCE.

COMPLETE TUBE DATA AVAILABLE FREE

4-125A The tube that made transmitting screen-grid tubes popular. The 4-125A will take a plate input of 500 watts for CW or 380 watts for phone. Driving power is less than 2 watts. A pair of these tubes makes an ideal high-power phone or CW final.



4-250A A pair of 4-250A tetrodes will easily handle a KW for phone. In CW service, one tube will take a KW input. Driving power is only 2 to 3 watts per tube. As modulators, a pair will deliver as much as 750 watts of audio with zero driving power.



4-400A For really deluxe equipment use the 4-400A tetrode. One tube can be run at a KW input for CW or 880 watts for phone. Low drive, too, of course, less than 5 watts. Available as an accessory is an air-system socket for simplified cooling.




4X150A For VHF or UHF work, use the 4X150A. This small, forced-air cooled external anode tetrode will handle 250 watts input on the ultra-highs with a driving power of but a few watts. The 4X150A operates well on plate voltages as low as 400 or 500 volts, making it ideal for portable or mobile equipment with a wallop.

100T The "old reliable" 100T, improved throughout the years, is still top choice of amateurs who prefer a triode. Will take a plate input of 500 watts for CW or 350 watts for phone. As modulators, a pair will deliver 420 watts of audio.



250T A tried, proven, and continually improved 250-watt triode. The ideal triode for 1 KW CW input. Will handle 825 watts input on phone. With plate voltage as low as 1500 volts, a pair will modulate all the law allows.



VVC60-20 This is but one type in the Eimac line of variable and fixed vacuum capacitors for plate tank circuits. The VVC60-20 is variable over a range of 10 mmfd to 60 mmfd. Maximum r-f voltage is 20 kv.


EITEL-McCULLOUGH, INC.

San Bruno, California

Export Agents: Fraser & Hansen, 301 Clay St., San Francisco, California

PREMAX

All Ready for 6, 10 and 11 Meters



A 20-Pound Beam

At a Cost Far Less Than
You'd Pay For Materials!

How would you like to own the strongest Rotary Beam being manufactured and built to commercial standards at a cost much less than you'd spend for raw materials, labor (8 hours estimated) and time spent in finding the materials in these days of metal shortages?

Well, you do yourself a favor when you buy a Premax 6-10-11 Meter Beam since it has exclusive mechanical advantages which are hard to duplicate in your own workshop — yet costs no more!

Consider the use of a sturdy, braced frame of heavy-duty angle aluminum and the solid fiber insulator blocks. (No porcelain to snap under vibration and shock.) Each telescoping section uses a standard AN type hose clamp permanently attached to provide a tight, positive connection. The parasitic elements may be left open at the center, if desired, and tuning bars inserted since provision is made for this, or they may be used as six elements on 6 meters. The famous Premax "Corulite" Elements are available at slight additional cost in this kit and are also made for 20 meter beams.

All measurements of length plus "T" match are given and will provide an excellent match to a balanced line. This, of course, is a requirement in reducing TVI.

Dollar for dollar, and at a weight of only 20 pounds you can't go wrong with a Premax 6-10-11 Meter Beam. We'll be glad to send you a bulletin or rush you a Beam ordered through your distributor. Get it up so that you can work that mid-winter and spring DX now pounding through.

Be sure to specify Premax No. RB-6309 Rotary Beam.

73,

T. STEWART, W2TBD

PREMAX PRODUCTS

DIVISION CHISHOLM-RYDER CO., INC.

5102 HIGHLAND AVENUE • NIAGARA FALLS, N. Y.

of the Mt. Diablo Radio Club, John Reinartz gave an FB talk on TVI elimination. JZ goes to town again on traffic report. DTW is not far behind. YDI has some TVI problems. OJW is working 28- and 14-Mc. fixed 'phone. QXN is QRL traffic. ITH still is experimenting with radioteletype. WKU has moved back to the great Midwest and says, "Guess my DX days are over now, at least in comparison to California." CFQ has a new jr. operator. TLC is dazzling the peasants with a brand-new Cadillac these days. BPC has been active lately on 3.85 Mc. testing emergency rig with battery power. BGJ and BUC also have emergency mobile. VHE and K6VHE have been QRL on both Naval Reserve channels and ham bands with emergency traffic from the storm and flood areas. YTT now lives in Vallejo. HDD reports that he has helped several fellows cool down their 829 finals but can't make his own behave. PB is busy with Navy work. DYP now is using his new tower. Yes, his beam is up at last and the 14-Mc. array seems to be working out FB. NIG now is living in Vallejo. Don't forget the ARRL National Convention in Seattle the latter part of July, 1951. Make your plans now for this gala event. The SARO gets together signing the call AEX Wednesday nights on 3781-kc, c.w., Monday nights on 29.6-Mc. f.m., and Sunday mornings on 3870-kc. 'phone. ZKY has new jr. operator. IKQ has been too busy for radio. MEK, GIZ, and UZX are moving into new homes. CTL seems to be a busy man these days and he sure can play a wicked game of Canasta. KEK and JK can be heard on the bands from time to time. WP has not been heard on the air since moving to Castro Valley a year ago. SQ has not been heard from for sometime. MHB is spending his spare time digging telephone pole holes for new antenna farm. QLH is QRL KGO-TV broadcast set-up. Your SCM wishes to take this time to wish all a Most Prosperous New Year. Traffic: W6Z 899, DTW 682, QXN 174, YDI 62, RRH 38, JVE 2, TI 2.

SAN FRANCISCO — SCM, R. F. Czeikowitz, W6ATO — Phone: JU 7-5561. SEC: 6NL. Phone: PL 5-6457. The special Simulated Emergency Test planned and performed jointly by CXO, OT, and BHY was a great success. A total of 723 separate and distinct sent and received messages were handled, while the gross total of messages including service messages between the three stations, also relays and re-transmissions to other stations, was 2,227. San Francisco Area: EC: BYS. SWP again makes BPL. Pat's 144-Mc. beam came down in the big wind. M/Sgt. HJP has completed 3½ years as instructor of ROTC at U. of Minn. and is now assigned as Wing Comm. Inspector at Selfridge Air Force Base. JCG reports in with traffic for the first time, as does GCW and KKH. CTH worked a ZS with his 28-Mc. mobile. GGC now has a Collins 32V-2 and 75A-2. The Gyppo Net on 160 meters, originated by FEW, now deceased, has about 35 members, of whom those in this section are EXP, ROL, MXL, IQC, DIE, FDI, OUE, LTU, BUC, QNH, GMP, QH, TIJ, K6IR, W6GGC, and HWU. Net Control. RBQ was honored at a dinner given by the Oakland Radio Club, at which a gold medal was presented to him as Most Distinguished Amateur. The San Francisco Radio Club meets the 4th Friday at 1641 Taraval St. The High Frequency and Amateur Mobile Society meet the 2nd Friday at the local Red Cross Bldg., 1625 Van Ness. Marin Area: EC: KNZ, KNZ, YBT, and FYJ used their 3.85-Mc. mobiles in a crash-by-crash report while located at strategic points around the 4-mile Small Stock Car Road Race at Pebble Beach. NOG was Net Control. BCM, LUM, and TIJ are on 28-Mc. 'phone. DNY and NLQ are on all the c.w. bands. DNY with new HK27s and NLQ with 200 watts to 808s. IZR has a 5-watt 3.5-Mc. c.w. rig. MRZ is building a mobile converter and 815 transmitter. JZY, DXA's nephew, has received his tickets at 14 years of age. The Marin R.A.C. meets the second Friday in the Engineering Lecture Room, Marin College, Keatfield. Sonoma Area: The Sonoma County R.A.C. meets the first Wednesday in the Tap Room of the Grace Bros. Brewery on Second St. west of the Freeway in Santa Rosa. The emergency group has been active in both city and county emergency tests in the area. KIW is in charge of the mobile units. Eureka Area: EC: SLX. The Eureka Area Emergency Corps went on a disaster footing in the recent storms and floods and handled Western Union, United Press, and personal inquiry traffic, as well as Red Cross messages. The traffic was principally handled by SLX and EQQ, with CWR and FKP standing by. An even more serious emergency occurred a week later, when Crescent City was battered by terrific storms and isolated by severe floods. Our highest commendation goes to WVS, who kept communications with the outside for two days, first through battery-powered 3.85-Mc. 'phone to BJO in Loleta, relayed to BWV in Loleta, and to ATO, NL, and CXO in San Francisco. BME, FBK, BJO, FYY, BWV, CWR, FCR, SLX and a visitor, OEI, plus K6NRU, handled the Red Cross emergency drill. The Humboldt R.A.C. meets the 2nd and 4th Fridays in the YMCA rooms, rear of Municipal Auditorium, entrance on "E" St., Eureka. Guam Area: Sam and Clem are gone from KG6FAA, after doing an excellent job of traffic handling. W4OWS/KG6 now is active on MARS traffic nets to Okinawa and the Philippines. KG6DI still is very active. Traffic: W6SWP 522, W4OWS/KG6 431, W6HQN 181, KKH 147, JCG 63, ATO 26, GCW 2.

(Continued on page 68)

ALLIED

gives you every

BUYING ADVANTAGE

Get the Best! It's smart to buy quality! That's why ALLIED offers you the widest choice of nationally known, completely dependable equipment.

Get it Fast! Your orders—large or small—go out speedily, under expert supervision. You get exactly what you want when you want it. Look to ALLIED for top service.

Get Value! Save money on all your station needs. ALLIED'S huge stocks are priced low—to bring you the equipment you need at the lowest market prices.

Get the Easiest Terms! You'll like ALLIED'S Easy Payment Plan. You get full carrying charge refund on 60 day payment; 50% on payment in half the required time. No red tape—no finance companies.

Get the Best Trade-Ins! Want to make a cash-saving swap? We mean business—FB for you! Just drop us a line—or visit our Ham Shack. We'll go all-out to give you the squarest trade-in deals in the business. Try us—we'll see to it that you come out way ahead!

Everything for the Amateur ★



Send for

Amateur Radio's Leading Buying Guide

You'll find everything you need in receivers, transmitters, instruments, parts and station gear in this latest 212-page Catalog. Get it today! And get every buying advantage at ALLIED—money-saving values, top-grade equipment, fast shipment, easy-pay terms, unbeatable trade-ins—and real help from our staff of old-time Hams. Get the advantages Amateurs have enjoyed at ALLIED for over 20 years. Be sure to keep your ALLIED Catalog handy—it's your complete Amateur Buying Guide!

FREE

SEND FOR YOUR
COPY TODAY

ALLIED RADIO

833 W. Jackson Blvd., Dept. 15-A-1
CHICAGO 7, ILLINOIS



SIMPSON
PANEL METERS
that STAY ACCURATE
 Soft iron pole pieces and
 full bridge construction
 are only two of the
 design and production
 superiorities which have
 made SIMPSON the
 most popular meter
 among amateurs.

See your nearest
 Radio Parts Jobber.
SIMPSON ELECTRIC COMPANY
 5200-5218 W. KINZIE ST.
 CHICAGO 44, ILLINOIS
 In Canada: Bach-Simpson, Ltd.,
 London, Ont.

SACRAMENTO VALLEY — SCM, Ronald G. Martin, W6ZF — Asst. SCMs: Northern Area, 8YNM; Central Area, 6CKV; Southern Area, 6SUP. SEC: KME, ECa; Met. Sacramento, AUO; Walnut Grove, AYZ; Dunsuir, JDN; Paradise (Chico Area), HBM; Roseville, GHP. RM: PIV, OBS: AF, BTY, PAM; ZYV, OES: PIV, GHE, OOs; ZYV, YNM, BTY, GDO, YV. OPS: JDN. Neta: Sac. Emergency (city), AUO NCS. Sac. Valley Emergency Net, BTY NCS. Sac. Valley Net (TFC), ZYV NCS. Mother Lode, UNT NCS. Northern Area: JDN holds down spot on MTN nightly. CFU built JDN new operating desk and is also now mobilizing. Mt. Shasta Amateur Radio Club held meeting on 11th and had excellent attendance. Central Area: GERG held big Barbecue on 14th and fifty attended. Everyone had an excellent time and lots to eat! CKV lost his 144-Mc. antenna in a storm, but remains on with 75 mobile. Two new hams, JRT and JRY, join the section. NGC is now at Mather Field. HNL is on all bands now. TSR built a Meissner Signal Shifter. ZFJ says 160 mobile is wonderful! CKV worked 1CO mobile in San Mateo on 160. OEX moved to Susanville. AF still hammers out. OBS, HEM is on 144 Mc. Southern Area: MYT is on MTN nightly. McClellan Amateur Radio Society meets the third day of each month. During Red Cross Emergency, GHP, KKL, UNT, OXG, ZFD participated with ZFD and OXG working the fixed station. OXG has GP-11 on 160 mobile. KKL handled emergency traffic from WVS. SYN works 10 and 160. WFW is on 10 with 40 watts at Bowman. The Mother Lode Net is in operation again. ZFD lost all antennas in wind storm. IHX has new three-element rotary and 829B on 10. NFH returned from Japan and is back on with BC-457 and 250TH. WC joins the section from Fresno and has 807 on 80. HWP and WVC live in Florin at same QTH. HEM moved to Stockton. RFO built small emergency rig with 616s. JTF, ex-8AWL from Dayton, Ohio, has 813s on 20. PIV is doing nicely at Good Samaritan Hospital in L. A. Traffic: W6KKL 210, ZF 69, MYT 68, JDN 25, SUP 14, GHP 10.

SAN JOAQUIN VALLEY — SCM, E. Howard Hale, W6FYM — EC: FYM, ECs: AJF, CQI, FIP, GJO, HIP, HZE. OBS: EXH, OHT, GRO, ORS; HU, GRO, OPS: GRO, IEM, OES: PSQ, UWY, OO: GRO. PGP reports from Visalia that IRV is active in USNR work. IFD is newly arrived in Visalia from HLL-Land and is on 3.5- and 7-Mc. c.w. IFC is manager of Visalia b.c. station. YUB is going to school and working at b.c. station. DIE is inactive because of National Guard activities. PGP is looking for Vermont contact for WAS. ARE checks in on MTN c.w. net and Tulare County Disaster Net, and he is installing new receiver in car for mobile work. GJP has full gallon on 3.5-Mc. c.w. and soon will have it going on 7- and 14-Mc. c.w. HZE and GJP are new CD appointees in Taft, HZE as EC and GJP as ORS. Being unable to find anybody in the section who was willing to accept the appointment of SEC, your SCM has appointed himself to that office to facilitate emergency and disaster work in the section. FIP, of Turlock is new EC for Southern Stanislaus and Northern Merced Counties. To complete the emergency program for the section ECs are needed for the following areas: Bakersfield, Fresno County, Madera County, Visalia, Tulare, and/or Tulare County. The S.J.V. section c.w. net is not yet functioning. However, your SCM still has hopes that activity will be under way before 1951. The proposed schedule is Monday through Friday on 3745 kc., 7 r.m. Don't forget to send those reports to me, gang. CU next month. Traffic: W6ARE 2.

ROANOKE DIVISION

NORTH CAROLINA — SCM, Herman P. Jolitz, W4DCQ — Of prime interest this month was the ham coverage of the marriage of 4KYI and 3LID on Oct. 29th. CXI gave the bride away and GOB tied a tight knot. AKC is working much DX via long path on 7 Mc. 1MH is a member of the Rebel Net on 3635 kc. and is a new OPS. OBD has new 72-footer with a four-element beam on top on 28 Mc. KUV has a super-duper receiver. FT has a fine 80-foot pole for his beam. EDA now is ORS; LWU is OPS and OBS. CVQ and DLX are tearing up the 50- and 144-Mc. bands. DCU was elected Net Control Station for the Tarheel Net. He has been appointed as PAM. ZG is SEC for North Carolina. Anyone desiring information on any phase of emergency work should contact Roy in Winston-Salem. He has all the dope available and will make EC appointments. Roy plans to hold a State-wide meeting soon. DSY spends most of his time working the VKs by both the long and short paths. NOV is back in circulation after a serious illness. ED, VB, and ANU are talking to each other on 24-Mc. ground wave, a matter of 125 miles. HBQ is building something special in an 813 transmitter. DMP and GXT returned to active service with the Navy. AHF is going to the hospital for a serious operation. 73 for a speedy recovery, Lee. AAU also was taken to the hospital but will be back with us soon. IFR and DCQ with their XYLs spent an FB week end in Richmond at the hamfest there. Thanks for the reports, gang. Traffic: W4IMH 167, AKC 45, DCQ 11, IFR 5, NZC 4, LWU 2.

SOUTH CAROLINA — SCM, Wade H. Holland, W4AZT — NLP has new Class B modulator and can be
 (Continued on page 70)

HARVEY HAS THE GEAR YOU WANT!

ELDICO PRODUCTS New PRECISION Series CR-30 CATHODE RAY TUBE TESTER

NEW IMPROVED GRID DIP OSCILLATOR KIT



The most valuable piece of test equipment in the ham shack is the Grid Dipper. Build one with this kit and save countless hours in building, improving and de-bugging your rig. The GDO Kit builds an exact duplicate of the "Grid Dipper", now with regeneration. Includes everything from the special handy case permitting one-hand operation down to a complete application and instruction book. With tube and internal power supply, range 3 Mc to 250 Mc in 6 steps, size 5 1/2" x 2 3/4" x 3". Complete Kit \$24.50

Eldico TVT-62 low-pass filter, kit...\$7.99
Wired and tested.....\$10.99

Eldico TVR-300 for Twinex or TVR-62 for co-ax, high-pass filter, kit.....\$1.98

Wired and tested, either type...\$3.98

Brute Force line filter, kit.....\$5.98

Wired and tested.....\$8.98

Copper mesh shielding, 36" wide, min. order 6 sq. ft., per sq. ft.....\$8.85 plus \$.50 per order for packing.

TR-1 transmitter kit.....\$199.50

TR-75 transmitter kit.....\$44.95

MD-40, 40-watt modulator kit...\$34.95

MD-40-P, same with power sup.\$44.95

MD-100, 100-watt mod. kit.....\$49.95

Wired and tested.....\$59.95

ELDICO ANTENNASCOPE




Now you can be sure of maximum antenna performance with this Antennascope based on design of W. M. Scherer, W2AEF published in CQ, September. Used with a Grid-Dipper, you can measure radiation resistance, resonant frequency of antenna, line impedance, receiver input impedance, feedline s.w.r. Reduce TVI, increase xmtr efficiency, improve receiver performance, by knowing and measuring your rig. Eldico Antennascope is available in kit form or completely wired and tested.

Kit form.....\$24.95;

Wired and tested.....\$29.95


VISIT HARVEY'S AUDIOTORIUM — Come in and visit our new Sound Department... all these items and many more on working display at all times.



This complete, self-contained instrument tests ALL TV picture tubes (electrostatic and magnetic), scope tubes and industrial types... without removal from TV set or tube carton! Tests ALL cathode ray tube elements! Complete with heavy duty test cables and operating instructions. Portable, hardwood case, 17 1/4 x 13 3/4 x 6 3/4 in. The only test instrument of this type available at a popular price \$99.75

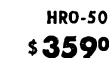
COLLINS 32V-2 xmtrtr

\$575.00



SELECT-O-JECT

\$24.95




HRO-50 \$359.00



JOHNSON VIKING KIT

\$209.00



HALLCRAFTERS SX-71

\$199.50




GRID DIP METER MILLEN 90651 \$55.00



SUPERIOR POWERSTATS

Smooth, efficient, voltage control, 0-135 volts output from 115 volt AC line. Models also for 230 volt input. Write for free literature. Models for table and panel mounting.



Type 20, 3 amp.....\$12.50
116, 7.5 amps, table mtg. 23.00
116U, 7.5 amps, panel mtg. 18.00
1126, 15 amps.....46.00
1156, 45 amps.....118.00

THE NEW SUBRACO MT 15X



The finest in mobile rigs available today. 30 watts power, class B 100% modulation, with push-to-talk and built-in coaxial type antenna relay. Xmtr complete with tubes, coaxial antenna connector, mounting brackets, etc. Shipping weight 15 lbs. Complete with Tubes.....\$99.55



SUBRACO DS400

Dynamotor supply. 6 V. DC input, 400 V. at 175 ma. output. Complete with built-in control relays, filter, etc. Shpg. Wt. 10 lbs.....\$79.95

KOLLSMAN Remote Reading THERMOMETER



There are thousands of applications for this BRAND NEW (Aircraft Surplus) unit. Complete with 12 ft. of tubing in woven copper sleeve. Black Face, Illuminated Dial. Temperature Range from -40° to +120°F. At a fraction of initial cost.....\$ 4.95

Telephone: Luxembourg 2-1500


HARVEY RADIO COMPANY INC.
103 West 43rd St., New York 18, N. Y.

NOTE: In view of the rapidly changing price situation in both complete units and components we wish to emphasize that all prices are subject to change without notice, and are Net, F.O.B., N.Y.C.

Nearly 4000 BANDMASTERS

NOW IN USE AROUND
THE WORLD

The Most Popular and Versatile
Transmitter of the Age



H-W BANDMASTER XMTRS
have **EVERYTHING** from
2 to 80 Meters

FOR FIXED OR MOBILE OPERATION

**YOUR BANDMASTER
REMAINS MODERN BECAUSE—**

It is PROTECTED by a continuous Technical Bulletin
Service mailed regularly to all registered owners:

AN INSURANCE POLICY

Which provides methods of adding new features to
your present BANDMASTER as they are developed.
In this way no BANDMASTER becomes obsolete or
outmoded.

3 BANDMASTER MODELS

JUNIOR	SENIOR	DELUXE
\$87.50	\$111.50	\$137.50

Simple inexpensive accessory kit converts Junior to
Senior. Built-in antenna changer and push-to-talk
relay now available at small extra cost.

BANDMASTER POWER SUPPLIES

APS-50 for 110 A.C. \$39.50	DPS-50 for 6 or 12 V. 6V—\$87.50 12V—\$54.50	VPS-50 6 V. Vibrator \$29.75
-----------------------------------	---	------------------------------------

SEE THEM AT YOUR SUPPLY HOUSE
Send Now for Latest CATALOG

Harvey-WELLS ELECTRONICS, INC.
SOUTHBRIDGE, MASSACHUSETTS

heard on 3.85 Mc. KEI, KGO, and KWB are new on 3.85 Mc. SBR, in Greenville, now is on 28 Mc. CXO/4 operated from the York County Fair. ADE is at Nantasket Beach, Mass., and can be reached at Box 507. The SCM had a pleasant visit with CE at the Richmond Hamfest. The Charleston Club elected FXH, pres.; KOD, vice-pres.; ANK, secy.; and KH6PY/4, treas. New officers of the Greenville Club are AZT, pres.; EJI, vice-pres.; FNS, secy.; OZL, treas.; and ILQ, act. mgr. The Greenville Club will now meet on the first Monday of each month only. The South Carolina c.w. net is now operating Monday through Friday on 3525 kc. at 7:00 p.m. The 4th Regional Net is on 3615 kc. Monday through Friday at 1945 EST. All operators in the area are invited to report to either or both nets. The South Carolina 'phone net still operates on 9930 kc. nightly at 7:30 p.m. Our SEC, ANK, reports that the recent Simulated Emergency Test was the best yet in South Carolina. Several of the active stations rated write-ups in local papers. DFC, BIZ, HHO, IZD, OWW, CXE, NRC, MRJ, BWV, ILQ, FM, AZT, EDQ, and DX are known to have been active in the Simulated Emergency Test. Traffic: W4ANK 319, AZT 41, EDQ 22.

VIRGINIA—SCM, H. Edgar Lindauer, W4FF— Among those attending the hamfest held at the Jefferson Hotel, Richmond, Oct. 21st and 22nd, were DCQ and AZT, the SCMs of North Carolina and South Carolina, respectively. Speakers were 3NL, 2KH, 4ZA, IQR, FF, NAD, and LRI. Red Cross simulated test activities in the area pulled in IA, FF, KFC, and LRI home stations to assist 3PZA. Red Cross Headquarters station, Washington, in the heavy traffic load. VFN net certificates were issued to GR, LK, MUP, OGX, NV, LMB, and LNL. New ORS were LK, PNK, and DO. CVO operated aeronautical mobile en route to Collins, Cedar Rapids, keeping schedule with VFN. RSS is the club call of the Shipyard Radio Club in Portsmouth. PWF, FTH, and JCC are active on 29-, 14-, and 3.85-Mc. 'phone, respectively. PWX registered with AEC and qualified for Class 1 OO. ISE dusted the cobwebs from his rig in Danville motivated by emergency communications for that locale, aided by JRI, RKM, MWH, MAV, JRR, LPO, and LPP. KXW, operated at K4WAI, Raleigh, N. C., will QNI Virginia nets as a link to the South. The 144-Mc. CRAB Net is snagging DX as far as VE1QY, Yarmouth, Nova Scotia, using SC522s. RTZ and RGN are mobile enthusiasts. AJA is lining up the gang for AEC. KZ5TG and KZ5LH visited RGN and IT. CVO, IYC, WO, PWX, PHN, ZV, and FJ participated in the September F.M.T. Bristol put NB, IYI, IYU, ORK, and JCS in the recent S.E.T., all using emergency power. NB used 1-kr. emergency from White Top Mountain contacting 1AW direct on 7 Mc. PWX has new mobile on 3.85 and 28 Mc. NOV is NCS of the Fairfax County Emergency Net. PVA operates 3983 kc. mobile emergency hook-up with police department and the Navy at Chincoteague. MWH is NCS for Fourth Region on Monday nights. Traffic: W4FF 178, KFC 152, FV 138, PWX 57, CVO 41, KYD 40, NUU 31, NBA 30, LK 28, NAD 27, IA 26, JAQ 26, BCI 23, MUP 20, PAS 14, NKV 12, IYI 10, PNK 8, ISE 3, KMS 3. WEST VIRGINIA—SCM, Donald B. Morris, W8JM— Net managers, AUJ for c.w. and MCR for 'phone, report the nets are going fine. DFC reports into WVN, 8RN, 3RN, VN, Tennessee, and Florida Nets. PQQ is being called into Military Service. BWI boosts traffic, reporting into WVN, 3RN, and Tennessee Nets. GNF is reported working in Baltimore. VCA has new 28-Mc. beams working. The MARA reports a swell turnout at its annual freeze-out in the Cheat Mountains. GBF and PZT worked in the CD Party from the MARA freeze-out. On the 'phone net MCR is NCS, with DYP and SKD as assistants. 2BZQ/8 is operating from Bethany College. AUJ reports amateurs are needed in Clarksburg to take care of traffic from the new Veterans Hospital opening about Jan. 1st. FMU, our SEC, is lining up a good State EC program. TDJ, JKN, and EP maintain interest in v.h.f. work on 50 and 144 Mc. WSL, still confined to his home by illness, operates on 28-Mc. 'phone. BWD operates portable throughout West Virginia while on job assignments. KWL and FMU are designing a new high-gain v.h.f. antenna. Remember, c.w. stations are on 3770 kc. and 'phone stations are on 3980 kc. Traffic: W8AUJ 686, BWI 39, DFC 33, MCR 20, DYP 14, BWK 7.

ROCKY MOUNTAIN DIVISION


COLORADO—SCM, M. W. Mitchell, W8IQZ—ZJO makes BPL again this month with only 15 operating days! Part of the time that he was not operating was spent in stalking the elusive (not for him) elk. IC has finished his new tube keyer and reports elimination of clicks and chirps. 5AOH was a visitor at IQZ. The San Isabel Radio Club at Pueblo put on an FB dinner at the Hotel Whitman Oct. 23th. Twenty-five members were present, including some from Colorado Springs. The Arkansas Valley Radio Club held its regular meeting at Trinidad Oct. 29th. The Trinidad gang was conspicuous by its absence, only two showed up. Colorado Springs, Denver, La Junta, and Eads were represented. A new 3.5-Mc. c.w. emergency net is in the process of formation. LZY reports more members are needed in the Colorado slow-speed net, regardless of how slow your c.w.

(Continued on page 78)

RADIO SHACK

presents radio's great new 1951 name:

ELDICO



NEW 2-METER ELDICO XMTR/RCVR Equipment

Commercial VHF superhet for mobile, fixed, defence. CAP. 10 tube 2-meter AM 144-150 mc receiver. Xtal-controlled 144-150 mc 7-tube xmtr. Each in metal 5 1/2 x 9 1/2 x 5 1/2" metal cabinets. Jones plugs, coax connectors. All standard parts and tubes. In kit or wired form, complete except for power supply (any supply providing 300V at 200 ma. Write for full details.

2M Rcvr (kit)	\$59.95*
2M Rcvr (wired)	94.95*
2M Xmtr (kit)	49.95
2M Xmtr (wired)	74.95

*For external local oscillator add \$5.00 to above prices.

ELDICO ANTENNASCOPE


KIT FORM **\$24.95**

WIRED **\$29.95**



Described in Sept. CQ, the Antennascope measures radiation resistance and resonant frequency of antenna, impedance of transmission line, SWR on feeder, rcvr input impedance. Use with any grid dip osc. or RF sig. gen. Includes Simpson 0-100 ua. meter, full instructions. Kit form **\$24.95**; Wired & tested **\$29.95**.

FREE — A complete free booklet for de-TVing your rig and a complete list of other Eldico kits




ELDICO LOW POWER MODULATOR KIT

Slick low power modulator or speech amplifier in easy-build kit form. 40 watts of audio (pair of 6L6s). No extras to buy with this famous MD-40 kit, even the E-V 915 xtal mike (less stand) is included! A terrific value!

MD-40 **\$34.95**

MODULATOR WITH SUPPLY: Above modulator kit with heavy duty power supply to go on same chassis. Supply includes oversize plate xformer, dual chokes, filters, everything. Order MD-40P.

MD-40P **\$44.95**



ELDICO Medium Power MODULATOR KIT

The MD-100 kit features 100 watts of audio in a complete AM modulator package that's complete down to the Electro-Voice 915 crystal mike. Tubes: 6SJ7, 6SN7 audio amp./phase inv. driving 6SN7 which drives a pair of 807s. Ideal for 250W CW rig. Price-conscious hams recognize this as a spectacular buy!

MD-100 **\$49.95**

ELDICO GRID DIP KIT


High-sensitivity regeneration circuit. Includes special case, tube, internal power supply, meter, detailed instructions. 3 mc to 250 mc in 6 steps. 105-125 V, 50-60 cycles. Locate resonant circuits for pre-tuning, de-bugging without applying power; use as sig-gen, harmonic-measurer, with Antennascope, etc. Only **\$24.50**.



ELDICO H-V POWER SUPPLY KITS

Not illustrated. All standard parts, new components, complete less chassis and rectifier tubes.


Order No.	Output	Net
HV-1500	1500VDC 350 ma	\$39.50
HV-2000	2000VDC 500 ma	79.50
HV-2000SP	2000VDC 700 ma	95.95
HV-2500	2500VDC 500 ma	99.95



300W CW, 250W PHONE ELDICO XMTR KIT

Conservatively designed circuit built around components that loaf at rated power. 6V6, 6V6, 6L6, 813, class B 811 modulators. All bands: 80, 40, 20, 15, 11, 10 meters. Complete kits include aluminum chassis, all components, hardware, relay, meter, E-V mike, coils; and 3 power supplies delivering 1500 VDC at 350 ma. 500 VDC at 200 ma, and bias. Unquestionably the BIG kit value on the ham xmtr market today! Model TR-1.

TR-1 Kit **\$199.50**




75 WATT ELDICO TRANSMITTER KIT

TR-75 is complete down to the last bolt and simple enough for novices to assemble. CW-men will discover it loafs at 75W. Actually 6L6 oscillator 807 amp.; pi-network output; power supply delivers 600V to the 807. Handsome, shielded cabinet (included) minimizes TVI. Take another look at this low Radio Shack price!

TR-75 **\$44.95**

ELDICO Brute Force LINE FILTER

Eliminate a cause of TVI — RF feedback thru AC line. See p. 508 ARRL 1949 Handbook. Model TVL-1KW for total max. power from AC supply line of 1 KW — kit **\$5.98**, wired **\$8.98**. Model TVL-2.5KW for total max. of 2.5KW 110 or 220 — kit **\$11.98**, wired **\$17.98**.




The RADIO SHACK Corp.

167 WASHINGTON ST., BOSTON, MASS.

QST BINDERS

HANDSOME
PRACTICAL
USEFUL



- Holds 12 Issues of QST
- Opens and lies flat on any page
- Protects and preserves your copies
- QSTs always available for reference

With each Binder is furnished a sheet of gold and black gummed labels for years 1940 through 1960. The proper one can be cut from the sheet and pasted in the space provided for it on the back of the binder.

Price \$2.50 postpaid

Available only in United States and Possessions

THE AMERICAN RADIO RELAY LEAGUE
West Hartford, Connecticut

may be. The net was originated for the purpose of speeding up those whose code may be a little on the slow side, with lots of practice. DYS is rebuilding slightly. Yours truly was named personal aid to Governor Johnson to act as liaison between the hams and the Civilian Defense organization. Since the election that means 60 more days to act in that capacity. Are YOU one of those hams who can't devote ONE hour weekly to EMERGENCY operation? Traffic: W0ZJO 1009, MOM 68, IC 58, LZV 58, PNK 58, KHQ 21, OWP 5.

UTAH — SCM, Leonard F. Zimmerman, W7SP — The Ogden Radio Club is organizing an emergency net along the lines suggested by JOE, our new SEC. JOE has been working with the Utah Civilian Defense Committee on plans for amateur participation as an auxiliary communication network in case of an emergency. The general idea is to make liberal use of mobile stations and have a few fixed stations not at present active in the traffic nets lined up for outside contacts. The rest of the fellows will be assigned as extra operators for these stations, so if you wish to help either as an extra operator or offer the use of your station, contact your EC, SEC, or SCM. UTM has been appointed RM for Utah and needs help with c.w. traffic. FST has moved to Virginia and now has the call 4RYE. MQL reports he finally has gotten the bugs out of his 250TH final and is open for business on 3.5-Mc. phone. NMK has a new jr. YL operator. Traffic: W7MFQ 77, SP 13, MQL 8.

SOUTHEASTERN DIVISION

ALABAMA — Acting SCM, Percy Sexton, W4HFL — A PRS now has Class A and operates on 3.85 Mc. RYY and RYV, both blind, are doing FB operating on 3.85-Mc. c.w. RLG is active on 7 Mc. from Cottdonale. RTM, ex-5DOL of Hattiesburg, now is in Mobile. FHD is on 3.85 Mc. with 40 watts. NGL is on 3.85 and 28 Mc. EI is on the air again. The Mobile Club put on an enjoyable Oyster Fry Oct. 14th. INU is returning to the Air Force. OAO worked first 14-Mc. DX in October. OE2XD, Helsinki. HFL had a nice letter from K6CN, ex-YE, El Toro, Calif. He operates 14-Mc. phone from 9 to 10 a.m. CST. K6CN reports that he has heard from ex-4JYB, who is operating from Tokyo with the call JA21M on 14- and 28-Mc. phone. Officers of the Mobile Club are SLJ, pres.; GHZ, vice-pres.; MQI, secy.-treas. QEE is the Club's station call. LCK, OUV, IAX, and RCX were guests at a "Hamburger Fry" given recently by the Pensacola Club. GOL is back on the air from Mobile. PZY is at Keesler AFB. GYD is installing filter to eliminate TVI. HA runs a full gallop on 14 Mc. Taking part in the October S.E.T. were LEN, LCK, FGT, OBC, MEP, BMM, OHK, EWN, OR, OBV, BFM, DAO, MPY, IBZ, MKF, MEM, ISD, CYC, and MKV. MEP furnished two mobile units for the tests. Traffic: W4LEN 120, KFX 110, GJW 28, OAO 14.

EASTERN FLORIDA — SCM, John W. Hollister, W4FWZ — I believe all will agree with AXX that "hurricanes ain't practical." Someone should devise a better way to get wind and rain. Anyway here are some of the stations that were monitored during the October blows and high waters: COB, AYP, MKW, MTT, IQV, AVQ, JEP, WS, LMG, HWA, HUY, BMR, AOK, NQY, BRB, AYX, KM, JQ, IEH, IMJ, PB, CPG, JWG, AFO, LJM, KIO, GZV, NN, CQZ, MTU, AXY, MCT, FPC, DGW, GEJ, FJU, OWX, PNV, KJ, FZM, KXF, DZH, PJW, ITV, FWD, JOY, JEF, LTE, 3BHK, 3VNF, 2OQI/M4, K4WAR, K5FBB, and 2HVJ. Many others failed to send in reports. How many read the editorial in December QST on our CD prospects? Better read it over again and give it plenty of thought. Deland: Stetson homecoming provided plenty of traffic for a special set-up by PJI with WS and 2OQI/4. Jacksonville: One of our best DX men has been transferred and we will miss LZM. Melbourne: Look for RWE, ex-1OJM, ex-5DG, also HQN, when in Virginia. Miami: Nice to have IYT back. Andy now is with ARINC. Punta Gorda: OGI (RM on 3675 kc.) now is Class A. Ed says more members are needed on 3675 kc., especially with the Florida Fair coming up. KJ and RWE are new ORS appointees. OCG's QTH is Winter Garden. Why can't we have more activity in our traffic net on 3675 kc.? I have received many cards from up the line asking about us. Where and when? In between emergencies traffic is the yardstick of our value to the communications field. While Florida used to be out front in c.w. activities we now are way down the line. A few men just can't do the job. What's the trouble, fellows? Drop me a card and get it off your chest. Let's put Florida on top again. Traffic: (Oct.) W4LMT 76, OGI 74, KJ 58, FWZ 17, IYT 17, (Sept.) W4OCG 190.

GEORGIA — SCM, James P. Born, jr., W4ZD — MNZ visited his daughter in Portugal for a month and now is in California. OPS has a new yacht and recently spent the night on an oyster bed waiting for the tide to come in so he could move. MIP is off the air for repairs and beam building. GMP, now stationed in Charleston, S. C., visited FBH for a week. CFJ has a new YL jr. operator. KPQ has a new rhombic headed northeast. RTN and RTK are new hams in Valdosta. KWC has a new final using p.p. 24Gs. MCM is on 56 Mc. The Kennehochee Radio Club now is 100 per cent AEC and did a good job during the Simulated Emergency Test. The Atlanta C.W. Net now has twenty-

(Continued on page 74)



Our 28th Year



QUALITY - PRICE
DEPENDABILITY



POWER TRANSFORMERS

Fully Shielded Upright Mounting Type

Type No.	H. V. Secondary		Rectifier		Fil. Wdgs.		Dimensions			Price
	Volts	DC. M.A.	Volts	Amp.	Volts	Amp.	H.	W.	D.	
P-3147	240-240	50			6.3	2.5	3 1/4	2 3/8	2 1/2	\$2.94
P-3148	260-260	90			6.3	3.5	3 1/4	2 3/8	3 1/8	3.53
P-3149	240-240	40	5	2	6.3 c.t.	2	3 1/4	2 3/8	2 5/8	3.18
P-3150	325-325	40	5	2	6.3 c.t.	2	3 1/4	2 3/8	2 1/4	3.38
P-3154	275-275	50	5	2	6.3	2.6	3 1/4	2 3/8	3 1/8	4.41
P-3160	350-350	50	5	2	6.3 c.t.	2.6	3 1/4	2 1/8	3 1/4	3.82
P-3151	325-325	70	5	3	6.3 c.t.	3.5	3 7/8	3 1/4	3 1/4	4.06
P-3152	350-350	90	5	3	6.3 c.t.	3.5	4 1/4	3 1/2	3 1/4	4.41
P-3153	350-350	110	5	3	6.3 c.t.	4.5	4 5/8	3 1/8	3 1/4	4.94
P-3155	400-400	200	5	3	6.3 c.t.	5	4 5/8	3 1/8	4 1/4	7.79
P-3156	435-435	250	5	3	6.3 c.t.	3 1/2	4 5/8	3 1/8	4 3/8	9.41
★P-3165	(80-volt Bias Tap) 350-350	200	2.5	10	6.3 or 5	3 1/2				
★P-3166	400-400	300	5	3	6.3	.6	4 5/8	3 3/4	5	9.56
★P-3170	1750	2	5	6	6.3	7	5 1/2	4 3/8	5 3/4	16.02
★P-3171	2500	5	2.5	2	6.3 or 2.5	.9	3 1/4	2 5/8	2 7/8	5.59
			5	3	6.3	3	3 7/8	3 1/4	3 3/8	7.50
				2	6.3 or 2.5	3				

PLATE TRANSFORMERS

For Small Transmitters. DC Voltage Ratings are Approx. Values Obtained at Output of a 2 Section Choke Input Filter Using Mercury Vapor Rectifier Tubes. Pri. is for 115 V. 60 cy.

Type No.	Sec. Rms. Volts	Sec. DC Volts	DC Sec. M.A.	Dimensions			Price
				H.	W.	D.	
P-3157	{660-660} †	{500}	250	4 5/8	3 13/16	4 5/8	\$7.35
P-3158	{550-550}	{400}					
	{1080-1080}	{1000} †	125	4 5/8	3 13/16	5	9.11
P-3159	{500-500}	{400}	150				
	{900-900}	{750}	225	4 5/8	3 13/16	5 1/8	8.82
P-3167	{800-800}	{600}					
	{1450-1450}	{1200}	300	5 3/4	6 1/8	4	21.90
P-3166	{1175-1175}	{1000}					
	{2100-2100}	{1750}	300	5 3/4	6 1/8	4 1/2	27.49
P-4062	{1800-1800}	{1500}					
	{2900-2900}	{2500}	300	8 1/2	6 1/2	5 5/8	40.72
	{2385-2385}	{2000}					

†For dual operation with simultaneous use of both sec. ratings. †Has 40-volt bias tap, ★Indicates TV Replacement.

FILAMENT TRANSFORMERS

For Amplifier, Amateur, Industrial Use. Pri. 115 Volts, 60 Cycles

Type No.	Sec. Volts	Sec. Amp.	Insulation Volts	Dimensions			Price
				H.	W.	D.	
P-2939	2.5 c.t.	5	2500	2	3 1/4	1 5/8	\$2.06
P-2940	2.5 c.t.	10	7500	3	3 5/8	2 1/4	3.09
P-3042	2.5 c.t.	10	10000	2 7/8	3 5/8	2 1/4	3.38
P-3040	5 c.t.	3	2500	2	3 1/4	2 1/8	2.26
P-2941	5 c.t.	6	2500	2 1/4	3 1 1/16	1 7/8	2.65
P-2942	5 c.t.	12	2500	3 1/4	2 13/16	2 5/8	3.68
P-2943	5 c.t.	20	2500	3 5/8	3 1/8	3	5.88
P-2944	6.3 c.t.	1	2500	1 5/8	2 13/16	1 1/4	1.56
P-2945	6.3 c.t.	2	2500	2	3 1/4	1 5/8	1.91
P-2946	6.3 c.t.	.3	2500	2	3 1/4	1 7/8	2.20
P-2947	6.3 c.t.	6	2500	3	3 5/8	2 1/4	2.94
P-2948	6.3 c.t.	10	2500	3 7/8	2 13/16	2 7/8	4.12
P-2960	7.5 c.t.	4	2500	2 5/8	3 1/8	1 7/8	2.65
P-2961	{6.3 c.t.}	{3}	2500	3	3 5/8	2 1/4	3.68
	{6.3 c.t.}	{3 1/2}					
P-3041	{5 c.t.}	{3 1/2}	2500	2 1/2	4	2 1/8	3.68
	{6.3 c.t.}	{3.6}					
P-3143	7.5 c.t.	8	2500	3 1/8	2 13/16	3 1/4	4.53
P-3145	10 c.t.	5	2500	3 1/8	2 13/16	3	4.53
P-3146	10 c.t.	10	3000	3 7/8	3 3/8	3 5/8	5.44

CHOKES

SMOOTHING TYPE	Hy	SWINGING TYPE	Hy	PRICE EACH	
				MA	Price
C-80	10	C-87	4-16	150	\$3.38
C-81	10	C-88	4-16	200	\$4.24
C-82	10	C-89	4-16	250	\$5.88
C-83	8	C-90	3-14	300	\$6.17

All above 3000 Volts Insulation


If not rated 25% with order, balance C. O. D. All prices F. O. B. our warehouse New York. No order under \$2.00 We ship to any part of the globe.

LEEDS RADIO CO.

75 Vesey Street Dept. QS 1
COrtlandt 7-2612 New York City 7

LOOK

POWER SUPPLY SCOOP!



Utility power supply, 350 volts DC @ 50 Ma., 6.3 volts @ 2 Amp., black crackle chassis 6 1/4" x 5" x 2". Has choke and 2-section filter, AC switch and line cord, a wonderful buy, less No. 80 rectifier, only..... **\$2.25**

DUAL PLATE XFMR




815-0-815 volts, 250 ma., PLUS 385-0-385 volts, 65 ma., 115 volt, 60 cycle primary, electro-static shield, upright mounting, fully shielded. A beautiful transformer with many applications.

\$6.95

5 1/4" x 4 3/4" x 3 1/4", 17 lbs.

10 HENRY CHOKE



10 Henry, 250 Ma. choke, 100 ohms DC resistance, 3000 volt insulation, upright mounting, fully shielded. Check this price against ANY ad.


\$2.95

4 3/4" x 4" x 4", 9 lbs.


LIMITED STOCK

10 HENRY 200 MA. CHOKE

150 ohms DC resistance, 1500 volt insulation, moisture proof, mounting centers 3 1/4". Here is the best buy to date, **\$1.49** only.....



5000 VOLT MICA



The best bargain we have ever had — .0004, 5000 volt transmitting mica, regular \$14 value, mtg. centers 2 5/8", 1 3/4" high.

39c

Steinberg's

633 WALNUT STREET • CINCINNATI 2, OHIO

two members. MTS is Net Control Station. LJB has a new wire recorder. KFL visited Atlanta for several days; he now is stationed at Port Bragg, N. C. KIP worked 5RC1 in Mississippi around midnight Oct. 24th when the 144-Mc. band came up with one of its erratic openings. This contact, and one with 5JTI, were made while KIP was running 400 watts on 'phone to a pair of 4-125As, but when he switched over to 1-kw. input on c.w. 5RC1 relayed a reception report from Texas. LBO has a new harmonic — it's a boy! LHC lost his antenna and a fifty-foot pole in the recent winds. New members of the Cracker Net are AQL, GMA, HHU, and PGV. Anyone who feels his station activity warrants appointment as ORS, OPS, OO, or OES is requested to drop a line to your SCM for the necessary information. Traffic: W4HZ3, ZD 8, KGI 5, IMQ 4, ITS 4.

WEST INDIAS — SCM, William Werner KP4DJ — SEC; ES Net frequencies are 3559 kc., Mon. 8 p.m.; 3925 kc., Wed. 8 p.m. The P.R. Emergency Net, alerted Oct. 30th because of the Nationalist Insurrection, stood by 24 hours a day until Nov. 2nd. HZ and JA took midwatches. ID was at Red Cross Headquarters. HU and QZ are ready for 3.5-Mc. DX. The BARC is striving for 100 per cent ARRL membership. The Metropolitan Radio Amateur Club, organized by San Juan Hams Oct. 1st, meets the 2nd Fri. and last Sat. of each month. JA, FF, DV, KD, and AZ donated equipment to the Club. Ramey Net is on 29,560 kc., 8:15 p.m., even Tues.; 7050 kc., 8:15 p.m., odd Tues. It has new 152A, MM and NK have new SX-71a. ID has new 3.5- and 28-Mc. antennas. W2ZRN is KP4NJ, W5RKC is KP4NN, W2CKI, Lianna, is KP4NL. LU and MN are new AEC members in Arecibo. GN is on 3.85 Mc. BL is using ART-13. Traffic: (Oct.) KP4DJ 41, ID 22, AZ 5, IT 3, KD 2 UW 2. (Sept.) KP4ID 13.

CANAL ZONE — SCM, Everett R. Kimmel, KZ5AW — A father and son team, BL and RM, were NCS for Atlantic and Pacific Areas, respectively, during the recent S.E.T. PC and WG operated the first KZ5 mobiles during the same session. CG rode the mobiles as official photographer. GT has his mobile installed and the rest of the gang are tacking down unattached PE-103s and chopping holes in the family chariots now that mobile authority is assured. Our DX position and the fact that only 90 minutes driving is required to go from the Atlantic to the Pacific shore opens up many fascinating mobile possibilities. DB made WAC on c.w. WZ is mending after a Stateside operation. BT is building up our 14-Mc. 'phone net and is beset with all the usual initial difficulties. FL is back from his South American trip. AC, BG, MD, PC, WG, and WJ were the operators for the hobby show ham booth. Traffic: KZ5WJ 126, PC 36, FL 10.

SOUTHWESTERN DIVISION

LOS ANGELES — SCM, Virge A. Gentry, jr., W6VIM — PAM: MVK. RMs: CE, CMN, DDE, FYW, JQB, and LDR. ESR resigned as SEC, and as of this writing no successor has been appointed. Happy New Year from your SCM. IZY operated an MBF from the top of the Santa Monica Hospital during the evening of the National Emergency Test. GTE averaged 8.4 parts per million in the September Frequency Measuring Test, while DFO was second with an average of 9.4. The Santa Monica Mike and Key Club announces officers as follows: EVS, pres., RIU, vice-pres. and treas.; DLL, secy. This Club meets the first and third Thursdays at 8:00 p.m. Interested amateurs are invited to call ARIZONA 3-4586 for the location of current meetings. CAJ applied for a 35-w.p.m. Code Proficiency certificate. The following handled traffic from the Ventura County Fair: CE, DTW, GYH, and LDR. The operators at the Fair were DTY, IDU, IGH, KMJ, QIW, and ZKL. ZL and WKO are using voice-operated relays for break-in and report more contacts and less wasted time. HBY is mobile with a TBS-50. ZUX had to move his eight-element 50-Mc. beam to his new location atop the Hollywood Hills. CGQ is running a kilowatt on 29 Mc. and has no TVI. CTS reports no TVI with his 1/4-kw. unshielded rig on 29 Mc. His rig is not grounded but he is using a two-element coaxial-matched antenna. We welcome YLO to the Los Angeles section. DQO and ZWQ are emergency powered. ABN, ELS, and IHK are contacting San Diego regularly on 420 Mc. FEX moved to a mountain top. NAZ has a TV show. KEI was appointed EC in charge of Los Angeles! All amateurs residing in Los Angeles proper are urged to contact KEI on all matters concerning the AEC. ZVV was appointed EC in charge of the Hollywood Area and RNN was appointed EC in charge of public relations. LDR reports that the Southern California Net needs more members in the Los Angeles Area. This net meets at 7:15 and 10:00 p.m. JIU and WXS are additions to the 1.9-Mc. band in the Los Angeles section. EAJ/6 handled traffic at the All-Electric Show at the Pan-Pacific Auditorium. WBO moved to Paso Robles. AFR is working on a separate "Worked All States" certificate for each band, both 'phone and c.w. AGK transmitted Official Bulletins while TDW was in Mexico City. AEE reports that the teletypewriter net operates on 146.8 Mc. President Bailey, 2KH, visited MU. VIM and 2KH attended the press conference at the I. R. E. Convention at Long Beach. CUF has a new kw. AM buried the power lines for 500 feet at his ranch station and not 500

(Continued on page 76)

BOB HENRY, WØARA, OFFERS YOU:



LOW PRICES: I sell to you as cheap or cheaper than you can buy anywhere.

COMPLETE STOCKS: Collins, Hallicrafters, National, Hammarlund, RME, Millen, Harvey-Wells, Meissner, Gonset, Meck, Johnson, RCA, all other amateur receivers, transmitters, beams, TV, AM-FM, Polic-Alarm and Monitoradio, high fidelity amplifiers and speakers, test equipment, tubes, parts, etc. I can supply nearly any equipment shown in any catalog or advertisement and at lowest prices.

BEST TRADE-IN ALLOWANCE: Customers in all parts of the USA trade with me because I allow so much. Tell me what you have to trade and what you want. I also buy equipment.

TIME PAYMENTS: You can order anything on terms. I finance the terms myself to save you time and bother. Customers everywhere in the USA find my terms best. Write for details.

QUICK DELIVERY: Mail, phone, or wire your order. It will be shipped promptly. I can be reached nearly 24 hours a day, 7 days a week.

TEN-DAY TRIAL: Try any communications receiver ten days -- if you return it your only cost is shipping charges.

PERSONAL ATTENTION: The Butler store is run by Bob Henry, WØARA, and the Los Angeles store by Ted Henry, W6UOU. We make the deals ourselves. We finance the time payments ourselves. That way we have the lowest overhead and can do more for you. That's why YOU AND I CAN DO BUSINESS. Write, phone, or visit either store. Export orders solicited.

73,
Bob Henry
WØARA

Butler 1, Missouri

HENRY RADIO STORES

11240 Olympic Blvd.
LOS ANGELES 25
CALIF.

'WORLD'S LARGEST DISTRIBUTORS OF SHORT WAVE RECEIVERS'

RADAR, COMMUNICATIONS and SONAR TECHNICIANS WANTED

For Overseas Assignments

Technical Qualifications:

1. At least 3 years' practical experience in installation and maintenance.
2. Navy veterans ETM 1/c or higher.
3. Army veterans TECH/SGT or higher.

Personal Qualifications:

1. Age, over 22—must pass physical examination.
2. Ability to assume responsibility.
3. Must stand thorough character investigation.
4. Willing to go overseas for 1 year.

Base pay, bonus, living allowance, vacation add up to \$7,000.00 per year. Permanent connection with company possible.

Apply by Writing to:

C-3, P.O. Box 3552
Philadelphia 22, Pa.


Men qualified in RADAR, COMMUNICATIONS or SONAR give complete history. Interview will be arranged for successful applicants.

EASY TO LEARN CODE

It is easy and pleasant to learn or increase speed the modern way — with an Instructograph Code Teacher. Excellent for the beginner or advanced student. A quick, practical and dependable method. Available tapes from beginner's alphabet to typical messages on all subjects. Speed range 3 to 40 WPM. Always ready, no QRM, beats having someone send to you.

ENDORSED BY THOUSANDS!

The Instructograph Code Teacher literally takes the place of an operator-instructor and enables anyone to learn and master code without further assistance. Thousands of successful operators have "acquired the code" with the Instructograph System. Write today for full particulars and convenient rental plans.



INSTRUCTOGRAPH COMPANY

4769 SHERIDAN ROAD, CHICAGO 40, ILLINOIS

feet under the ground, as indicated by a previous report in this column. HYS has a new 57-ft. steel tower. The erection of this tower was attended by HYO, SW, WYM, COZ, WXG, IDM, ZGY, JMY, YLM, and GAE. DBY was deferred from active duty in the Navy. DLR has been trying controlled-carrier screen-grid modulation. Your SCM appreciates notice of club meetings. However, these notices should be supplemented by the happenings at the last meeting. The following ECs received honorable mention from the SEC for their outstanding work in the AEC: RIT, KSX, ZVD, DOB, HKV, QNW, and CWS. Traffic: W6CE 3936, LDR 843, GYH 527, DDE 451, EAJ/6 368, ANT 155, JQB 104, H LZ 51, QAE 50, FYW 45, BHG 43, QLM 39, AFR 30, FMG 29, TDW 27, AEE 20, CMN 14, MU 14, CUF 9, AM 6, COZ 5, HYL 4, DBY 3, DLR 2.

ARIZONA — SCM, Jim Kennedy, W7MID — The following have been appointed ECs: For Phoenix, LUK; for Miami, MOC; for Bisbee, JMQ; for Flagstaff, LUN; for Prescott, KYM; for Wickenburg, NDJ; for Willcox, TCQ; for Yuma, ACN; for Tucson, KFS. A new OO in Tucson is NYK. MNH is back in the Navy. SDU has new crystal-controlled converter. MAL and NAP now have their Class A licenses. New calls in Phoenix are OED, OGV, OJS, and OYK, all on 28 Mc. NYN got a nice write-up in the local paper. OLB is doing an FB job of handling the 28-Mc. emergency net on Tuesday evenings. New daughter and son arrivals are announced by NAP and MID, respectively. OIF is heard from Bloody Basin, via his nifty 3.85-Mc. portable rig, reporting good deer hunting. UDI is on 28 Mc. using clamper tube modulation of his 814s. KWB is building 813 rig using the same system. LVR did a nice job in recent Frequency Measuring Tests. NYK is building equipment for use in his OO job. OIF and I enjoyed our visit with the Tucson gang to discuss emergency preparedness. I'm hampered in preparation of these reports by lack of news from you, fellows. All appointees agree to send in monthly reports. We want to hear from all of you, appointee or not.

SAN DIEGO — SCM, Ellen White, W6YYM — RM: EQ. EC: VJQ. Thanks to BAM for a fine job done these past months as Acting SCM. A score of 924 put him in BPL again this month. BAM reports daily traffic schedules with JAZKW going in good shape except for poor conditions on 14 Mc. In regular attendance on SSS are EQ, BAM, IZG, PCT, and 7NDS. Your EC reports 18 drills held during the month with a total of 431 check-ins. Quoting from the monthly AEC report, "I have had four meetings this month with the city officials regarding Emergency Communications. By their own volition all seven commercial broadcast stations have placed themselves under our direction in emergency planning as well as in time of an actual emergency." YYN and ELQ were heard working in the CD Contest on 7 Mc. The Soledad Amateur Radio Club rooms are taking shape; the club transmitter is heard on 3.8 Mc. under the call GER. The San Diego Amateur Radio Club is investigating amateur radioteletype as a club project. The Aztec Radio Club, of State College, is sporting a new 28-Mc. beam at the club shack on the campus. Approximately one dozen prospective hams are attending code and theory classes, sponsored by the Soledad Club. The Coronado Radio Club plans to have a revised edition of the San Diego County Amateur Directory out shortly after the first of the year, and is currently holding practice Field Days in anticipation of Field Day, 1951. YYM/YYN have practically gone mobile; at least they've got a car now! Traffic: W6BAM 924, ELQ 313.


WEST GULF DIVISION

NORTHERN TEXAS — SCM, William A. Green, W5BKII — Asst. SCM, Joseph G. Buch, 5CDU. SEC: AAO. RM: GZU. PAM: ECE. Greetings from the new SCM and thanks to all for the splendid cooperation. To CDU a "Well Done" for his services. All hands please check their membership cards and/or certificates of appointment. Don't get left out of the fun, bring them up to date. Under the guidance of AAO, the AEC organization is off to a good start with the following EC appointments effected this month: APW, CTM, EN, FLA, FQK, GUD, MBR, MDL, and OVD. NTEN has jumped off to a lead in the Trophy Competition. ATG has been elected NCS of the NETEN. Taking part in S.E.T. demonstrations were the following clubs: Amarillo, Abilene, Big Spring, Cisco, Fort Worth, Lubbock, and Perryton, with the following stations reported to have taken part: AW, BGT, BKH, CYX, DVQ, DCM, EID, EGJ, FIR, FRU, GBS, HUU, JNB, JOD, KTX, LWZ, LTM, MJD, MSY, MYH, NLC, NUJ, NQD, OFN, OHL, OFD, OME, PCN, PHM, PSE, QWQ, QOV, RBA, RBV, RCW, RGD, RKJ, RPR, ROH, RRA, and WB. Auxiliary AEC nets operating on 28 Mc. were organized in Amarillo, Fort Worth, Borger, Lubbock, Pampa, Plainview, and San Angelo. K5TOF, at the Texas-Oklahoma Fair, was well handled leaving a good impression with the public. Taking the reins of the traffic organization is GZU with an informal net at 3960 kc. and the NTX under ARK. FNS is new OO. QAP left for the Navy. Traffic: W5GZU 391, BKH 216, QDF 94, ARK 92, GER 48, BFA 20, FTR 17, NU 16, IWQ 12, JOG 12, LEZ 12, ASA 8, LGY 8, RJM 8, NSN 6.

(Continued on page 78)

TEAM MATES FOR TOUGH JOBS

ELDICO'S GRID DIPPER AND ANTENNASCOPE



Two instruments that have swept the amateur world by storm. Now improved and refined, they are more indispensable than ever . . . at the same low price from your Eldico distributor or direct from the factory.

THE GRID DIPPER

Based on the original GDO designed by W2AEF, the new model incorporates all the improvements to this basic instrument. High-sensitivity regeneration circuit of the Grid Dipper is now standard part of the kit. New 2" Square 0-1 ma meter improves readability of instrument. Special straight-line frequency capacitor manufactured for Eldico by National is fully assembled with all mounting brackets and coil socket. Assembly time is reduced by half. The GDO is the instrument that enables you to locate resonant circuits for pre-tuning or debugging without applying power to the rig or receiver, measures harmonics, may be used as a signal generator, and performs numerous other measuring functions. Grid Dipper kit includes everything required: special case designed to facilitate one-hand operation, tube, internal power supply, meter and detailed instruction book

covering assembly and applications. Range 3 mc to 250 mc covered in six steps. Operation from 105-125 volts, 50-60 cycles a.c. **\$24.50**

THE ANTENNASCOPE

The instrument to give you positive antenna performance and efficiency! The Antennascope is an impedance measuring meter used in conjunction with any Grid Dipper or R.F. source. With the Antennascope you can measure radiation resistance of your antenna, resonant frequency of your antenna, impedance of your transmission line, input impedance of your receiver, standing-wave ratio of your feedline. Each kit is absolutely complete with special hand-selected pots, Simpson 0-100 ua indicator, silk screened dial, drilled case.

You can determine, for certain, whether you should be using 52-ohm or 72-ohm coax; whether your folded dipole is taking the load or it's all on the resonant feeders; whether the power is going into the antenna where it belongs! You can get vastly improved receiver performance by properly matching a receiving antenna to the input . . . and the Antennascope will give you this information. You can materially reduce TVI and BCI by guaranteeing yourself cold feeders with the Antennascope and r.f. can be poured into the skywire where it belongs. Antennascope kit **\$24.95**

Antennascope, complete, ready to operate **\$29.95**

Signals of Distinction


ELDICO
OF NEW YORK
INCORPORATED

WRITE
W2UOL
FOR FREE—
TVI CAN BE CURED.

44-31 DOUGLASTON PARKWAY • DOUGLASTON, L. I., NEW YORK • BAyside 9-8686

LYSCO MINIATURE VFO

MOBILE OR FIXED



Good
Stability

Series
Tuned

"Colpitts"
Oscillator

Illuminated
Dial

Calibrated for 80, 40, 20 and 10 Meters. Output on 80 or 40 Meters. Power requirements 6.3V AC/DC; 1.35 Amps. 200V DC Max. 30 Ma. Tube complement: 6AK5 Osc, 6AK5 Buffer, 6AK5 Doubler.

MODEL 381—High impedance, 14" Ribbon Lead with plug for xtal socket. Amateur Net complete.....\$21.95

MODEL 381-R—Same as Mod. 381 except that it has low impedance, 15' Coax cable with remote tuned circuit on 80 or 40 meters. Amateur Net complete.....\$27.95

BUY LYSCO EQUIPMENT AT LEADING DEALERS—
WRITE FOR LITERATURE ON OTHER LYSCO EQUIPMENT

LYSCO MFG. CO., INC.

1401 CLINTON ST.

HOBOKEN, N. J.

Get antennas up in the air THE MODERN WAY

No other mast matches Trylon for ease of erection, safety, durability or ease of antenna change or adjustment!

SAFE—EASY TO CLIMB

Made of sturdy steel rods hot dipped galvanized for durability—double-welded for safety. Climb it like a ladder! Comes in 10-foot sections for heights to 60 ft. Costs no more than a pole installed. Handles 10-meter beams, rhombics, doublets, etc. Weighs only 2 lbs. per foot.

Write for FREE FOLDER

WIND TURBINE CO

240 E. MARKET STREET
West Chester, Pa.



OKLAHOMA — SCM, Frank E. Fisher, W5AHT/AST — SEC: AGM, RM: FOG, PAM: ATJ. In looking forward to another term as your SCM, I wish to express my appreciation of the pleasure of working with such a fine group of amateurs as has been my privilege during the two years past. Let's work together to put Oklahoma among the foremost in amateur activities of real merit. The results of the recent Simulated Emergency Test is an example of co-ordinated effort and reflects the training and preparation that is the secret of success in any such endeavor. It was a fine job well done, fellows. LUN moved to Dallas; and HFV, EGC, PPL, QNP, OJO, LOC, and MIR are all in military service. GZS replaced MIR as EC for Tulsa County. PSR has a new T-35 phone rig. BSK also has a new rig with p.p. 813s. ATB is in his new home and wants to know how to keep paint on a crosscoted pole. PA still is working on his "dream shack." HFY is reported to be building a new "phone rig with p.p. 24Gs as "filament" modulators. OCARC has resumed meetings at the Biltmore Hotel with BKN as new prexy and EHC as acting treasurer. AGM reports 17 counties now in the organized AEC. AAJ and HXC received EC appointments. SCX is a new ham in Ardmore; he's JP's brother. FME is responsible for increased traffic on OLZ, much of it to Enid through PCQ and MFX. The Enid ARC has new officers: LHZ, prexy; GVS, veep; MFX, secy.; and ROL, asst. secy. Traffic: W5AHT 278, OYP 265, FOG 133, PCQ 128, POM 97, GPD 95, MRK 82, HXG 39, MEZ 27, ADB 17, EHC 14, ADC 8.

SOUTHERN TEXAS — SCM, Ammon O. Young, W5BDI — MN has 5 a.m. traffic schedule on 7 Mc. NIY is working some DX on 14 Mc. The Temple Amateur Radio Club elected new officers: QGD, pres.; DXD, vice-pres.; RHU, secy.-treas.; and LM, custodian. DXD, JIB, PNP, and QGD are active in STEN. ESL, IPT, PYC, QOT, and RHU are active on 7 Mc. BBZ has transformer troubles. OJD lost his antenna in a windstorm. QOT, PYC, and IPT are active in MARS. Barney Harris, ex-KL7, is awaiting modification. RWQ and SAN are new hams. AMK, LM, PYC, and QGD are waiting for 28 Mc. to open. IRP, RBQ, MAN, QJS, and RMX met in Herman Park for a picnic and organized a 28-Mc. mobile club. No officers have been elected yet but it was decided that the club would get crystals for 29,640 kc. for net operations. NMA now has 130 confirmations on 28-Mc. 'phone. NNY has 500 watts on 14 and 28 Mc., 'phone and c.w. OFM has given up on 28 Mc. and has returned to 14 Mc. IX refuses to give up as he waits for 28 Mc. to open. LXY is back on after moving to a new location. ACL is trying to get enough energy to put up a pole to hold a beam. FI is trying low-noise amplifiers. JWM has bought a house in Odessa and hopes to have his kw. and four-element beam up soon. New hams at Ft. Arthur College are GWT (Ft. Smith, Ark.) and MCZ. LAK/5 is active from the College on 3.5-, 7-, 14-, and 28-Mc. c.w. MZL is on 14-Mc. c.w. PXO has rig on 7- and 14-Mc. c.w. OPJ is on 28-Mc. 'phone. JIF, LKP, and GYM made high scores in the El Paso WAS Contest. PA8PZ is in Ft. Bliss and will be there about six months. Traffic: W5MN 130, NIY 2.

NEW MEXICO — SCM, Lawrence R. Walsh, W5SMA — PAM: BIW, RM: NJR, PAM v.h.f.: FAG, Your SCM, en route to California, visited FAG, JXH, BIW, DRA, and JXO. FPB, secretary of the Sandia Radio Club, reports that at the Oct. 9th meeting Paul Dailey spoke on "Calibrating and Extending the Range of Meters." At the Oct. 23rd meeting Al Fite spoke on "Citizen's Band Radio Equipment." RJZ, ex-700H, can be reached via Jemez Pueblo, N. Mex. PZZ/5 is operating portable on 28 Mc. from Cedro Peak, near Albuquerque. QAU has all-band mobile installation! BIW has a very nice 3.85-Mc. mobile rig in his new Kaiser. FAG has his "second" car devoted to mobile rigs. The Los Alamos Radio Club has decided to contact the Boy Scouts and High School for the purpose of starting beginners' code and theory classes. QNQ has a new 840-B receiver and Class A ticket. NSZ's daughter, NQT, has become an XYL. NQU is studying at the Jordon Conservatory of Music at Indianapolis and is on 14-Mc. 'phone and 7-Mc. c.w. The fourth member of the Luce family has received his ticket with the call RVW. RMJ is active on 7, 14, and 28 Mc. QG is on 28-Mc. 'phone from Carlsbad. NXF has a new three-element 28-Mc. beam rigged above his 14-Mc. beam.

CANADA

MARITIME DIVISION

MARITIME — SCM, A. M. Crowell, VE1DQ — MK is back in Cape Breton Island activities. AAK and AAL are on 28-Mc. 'phone. ZM, XYL of GG, runs 125 watts to a pair of 812s and 3L Hammond beam on 14 Mc.; also has 125 watts on 3.5- and 14-Mc. c.w. to a T-55 final. YC rebuilt for 28-Mc. 'phone using 813 final, 300 watts, and plumber's delight. DS is active on all bands with BC-223 and TA-12 and NC-57 receiver. YR uses a 19 set on 3.5 and 7 Mc. WE sticks close to 3.5 Mc. with the NC-240B. LU uses a 19 set tied to folded dipole antenna. LO has 75 watts to a pair of 807s final on 7 Mc. and a homemade super receiver. VC, with 100 watts, has a pair of 807s and BC-348 receiver. CH will appear with new Hammond beam for 28 Mc. CN is on

(Continued on page 80)

PRICES Slashed

SAVE UP TO 50%
 during
GIGANTIC CLEARANCE SALE of
USED TEST and COMMUNICATION EQUIPMENT

OUR \$50,000 STOCK OF RECONDITIONED, "GOOD-AS-NEW" EQUIPMENT MUST GO AT A RECORD-BREAKING SACRIFICE TO MAKE ROOM FOR NEW MERCHANDISE!

Each and every instrument thoroughly checked and guaranteed to be in normal operating condition when shipped to you. While the following is only a partial list of our huge inventory (available at the time this publication goes to press) bargains like these simply can't last! So act now and avoid disappointment. Wire, write, phone or use the handy coupon, today! When ordering, indicate first, second and third choice. All merchandise subject to prior sale.

RECEIVERS

- Collins 75A with spkr., only.....\$299.50
- Hammarlund Super Pro with spkr., only..... 139.50
- Hammarlund HQ129X with spkr., only..... 139.50
- National 1-10 less spkr., only..... 27.50
- National HRO5TA1 with spkr., only..... 175.00
- National HRO7 with spkr., only..... 239.50
- National NC173 with spkr., only..... 147.50
- National NC183 with spkr., only..... 210.00
- National NC240D with spkr., only..... 155.00
- Pilotuner FM Tuner, only..... 14.95
- RME 45 with spkr., only.. 95.00

- RME 45A Calomatic with spkr., only..... \$99.50
- RME 84 with spkr., only.. 57.50
- RME 99 with spkr., only.. 79.50
- Surplus BC348 110V less spkr., only..... 49.50

TRANSMITTERS

- (With tubes and coils for one band)
- Hallicrafters HT9, only.. \$225.00
 - Hallicrafters HT18, only. 89.50
 - Harvey Wells TBS50, only..... 79.50
 - Harvey Wells TBS50A, only..... 94.50
 - Harvey Wells TBS50C, only..... 89.50
 - Harvey Wells TBS50D, only..... 110.00
 - Harvey Wells ABS50, Pwr. Sup. for above only 25.00

- McMurdo Silver 700, only.....\$ 29.50
- Meck T60-1, only..... 89.50
- Telvar T60-2, only..... 129.50
- WRL Globe Trotter, only 57.50

NBFM EQUIPMENT

- Sonar XE10, only.....\$ 14.95
- Sonar AMP50, only..... 29.50
- Sonar MB611, only..... 29.50
- Sonar VFX680, only..... 39.50

MILLEN EQUIPMENT

- 90700 Variarm, only....\$ 19.00
- 90501 Freq. Standard, only..... 69.50
- 92105 Sideband Sel., only 34.50

MISCELLANEOUS EQUIPMENT

- Gon-Set 6-15 Conv., only..... \$49.50
- Gon-Set 10 M Conv., only..... 27.50
- Meissner Ex Shifter With FM, only..... 59.50
- Less FM, only..... 49.50
- Sylvania Mod. Meter, only..... 19.50

Walter Ashe Radio Co.

1125 Pine St., St. Louis 1, Missouri

Q-51-1

- Rush my order for Used Equipment as follows:
 (1st choice).....
 (2nd choice).....
 (3rd choice).....
- Remittance for \$..... is enclosed.
- Send FREE List of Additional Used Equipment Bargains.

Name.....

Address.....

City.....Zone.....State.....

FREE!

Complete List of Used Communication Equipment... also new 164 page catalog. Send for your list and catalog today!

All prices F.O.B. St. Louis

Phone: CHestnut 1125

Walter Ashe
RADIO CO.
 1125 PINE ST. • ST. LOUIS 1, MO.

NOW . . . Quickly and Easily
cut **SQUARE** and **OBLONG**
openings in radio chassis



WITH THE GREENLEE No. 731
SQUARE RADIO CHASSIS PUNCH

Now, in 1½ minutes or less you can do hole-cutting jobs that might take an hour or so with old "drilling and filing" methods. Simply insert GREENLEE Punch and turn with an ordinary wrench; a "clean" square or oblong opening is quickly cut. An indispensable, timesaving tool that pays for itself in a hurry.



In sizes ¼", ½" and 1"



Write today for facts and prices on this handy Punch.
Greenlee Tool Co., 1861 Columbia Ave., Rockford, Illinois.

MORE SIGNALS PER DOLLAR
From Money Invested in an Antenna

Self Supporting
STEEL TOWERS
For Rotary Beams, FM, TV

ATTRACTIVE—NO GUY WIRES!

- 4-Post Construction for Greater Strength!
- Galvanized Steel—Will Last A Lifetime!
- SAFE—Ladder to Top Platform
- COMPLETE—Ready to Assemble
- Easy to Erect or Move
- Withstands Heaviest Winds

(We will supply stress diagrams
for your building inspector)

EASY MONTHLY PAYMENTS

Up to 12 Months to Pay!

All Vesto Towers are available on a special monthly payment plan which requires only 1/8 down. Write for free details.



Width at
Base Equal
to 1/5 Height

IMMEDIATE DELIVERY

on all 7 popular sizes. Note the low prices for these quality lifetime towers: 22'—\$84.75, 28'—\$104.75, 33'—\$123.75, 39'—\$144.75, 44'—\$164.75, 50'—\$192.75, 61'—\$259.75, 100'

\$974.75. Towers are shipped to your home knocked down, FOB Kansas City, Mo. 4th class freight. Prices subject to change . . . so order now! Send check or money order . . . or write for free information.

WRITE TODAY
FOR COMPLETE
FREE INFORMATION
AND PHOTOGRAPHS

The VESTO Company

101 Main St., Parkville, Mo.

3.8-, 14-, and 28-Mc. 'phone with a pair of 812s final running around 250 watts, a plumber's delight beam on 28 Mc., and an HQ-129Y receiver. NO, BC, ET, and DQ have TA-12 transmitters. WW has been keeping schedules on 50 Mc. with LY who was on 28 Mc. We hear KS got the new Collins 32-V going. FB from the new QTH. On a recent motor trip GH contacted FQ and DQ via the 3.8-Mc. mobile rig. ET has been working a few odd bits of DX on 28-Mc. 'phone during openings. TA finally got up a full-wave antenna on 28 Mc. PT has the granddad of all ham towers for his new 14-Mc. rotary beam. AV is hard at work on his new 14-Mc. rotary. EK has been giving 14-Mc. 'phone a whirl. UC is back on 14 Mc. Traffic: VE1MK 23, FQ 22, DB 9.

ONTARIO DIVISION

ONTARIO — SCM, G. Eric Farquhar, VE3IA — Officers for 1950-51 of the Nortown Amateur Radio Club, Toronto, are AEJ, pres.; AAW, vice-pres.; BVC, secy. BTE held open house to celebrate her birthday. Hubby BPE celebrated at the same time his second term as president of the Hamilton Amateur Radio Club. KM, our SEC, reports swell cooperation of all members of the AEC during the S.E.T. During the Toronto EC test, under the guidance of DHQ, 150 messages were handled. With 52 EC members on its register, 49 took part in the affair. A tip of the hat to this bunch of emergency-minded amateurs. IL, the EC for Toronto, is certainly doing a fine job. At a meeting the week following the S.E.T. the Toronto gang ironed out problems arising from the test. DU returned from the West Coast and is handling the Beaver Net while WY sojourns in Florida for a well-earned rest. BMG is working on 144 Mc. net between Trenton, Windsor, and Goderich. ATR sports new masts. The Mohawk Radio Club in Hamilton enjoys a steady growth. BVR has gone high power. The Red Cross has a high regard for the Frontier Radio Association in Windsor, which handled traffic during the S.E.T. in fine style. New calls in St. Thomas are BHU and BZE. Welcome to our midst. The Screw-Ball Net on 28 Mc. is heard nightly. Nice reports were received from Ontario 'Phone, A.F.A.R.S., and Beaver Nets. QON has been badly handicapped the entire month with skip, South American 'phones, and hash. The Southwestern Ontario boys had a pleasant time at the Oakville dinner. CJ kept in touch with home from north country during a hunting trip via AYW, KM, and TG. YR is QRT garden and now has time for radio. Traffic: (Oct.) VE3IA 236, ATR 181, WY 169, BUR 167, KM 85, HP 72, RL 67, DU 61, GI 57, AYW 50, BL 45, CP 44, BTQ 34, BMG 33, BVR 32, NI 26, WK 23, YJ 22, PH 21, RU 21, BUY 12, DBJ 11, HK 7, DD 6. (Sept.) VE3BVR 53, BL 19.

QUEBEC DIVISION

QUEBEC — SCM, Gordon A. Lynn, VE2GL — New appointments: LO as RM, RC as EC of City of Montreal and District Mobile, RA as EC of Saguenay District. Les Amateurs de la T.S.F. of Montreal elected new officers with AG as president and AHM as vice-president. The St. Maurice Valley Amateur Radio Assn. elected VE as president. On Oct. 29th RC, AG, KB, NQ, ACR, AHM, ADG, AAL, and others held a mobile exercise on 3.8 Mc. EC now is spending about 80 per cent of his time experimenting and is not often heard. AFU again is active on 144 Mc. ACD spends most of his time on 3.8-Mc. 'phone. CG sends greetings to the gang from Cubal CA reports schedules with the Far North are decreased now with schedules thrice weekly, with VE8SF being the only regular. PQN got away to a good start, but better representation from other parts of the Province are needed and you are invited to report in on 3570 kc. at 7 P.M. ZF is trying to get the bugs out of a pair of 814s, clamp tube modulated. XB has TA12 working FB on 3.8-Mc. 'phone now and holds down a spot with AFARS, as does MG, MP, at Farnham, is on 3.8-Mc. 'phone now. FP, at Dore Lake, isolated in the Chibougamau Area, is on 3.8-Mc. 'phone and the boys around there appreciate contacts with the outside. AME is a new ham in Drummondville. UR has been transferred to Goose Bay and will be heard as a '06 soon. We were all shocked to learn of the sudden passing of HE on Oct. 31st. Traffic: (Oct.) VE2XR 38, GL 27, LO 26, CA 22, CD 21, AKJ 17, EC 10. (Sept.) VE2CA 56.

VANALTA DIVISION

ALBERTA — SCM, Sydney T. Jones, VE6MJ — EO has rebuilt the rig using B.&W. coils and is trying out new mikes. IK and NA are carrying on with their OBS schedules. Listen for them. OE is heard regularly on 3.8-Mc. 'phone with a good signal. XG is a new call in Jasper, and reports ham radio scored again in the search for a missing child in the Lake Edith Area. MJ finally has three-element beam in operation. HM and LZ made good in recent Frequency Measuring Test. HI and NS are interested in taking part in 7-Mc. AFC net. DR is trying to stimulate interest in single sideband. Your SCM would appreciate hearing from all 7-Mc. c.w. operators interested in the formation of a net on that band for AEC purposes. XY is active again on 14 Mc. DZ has rebuilt his rig and keeps 28 Mc. hot. EII, EA,

(Continued on page 88)

Start The NEW YEAR Right...


GET ON THE BEAM WITH A WRL TRANSMITTER

Deal with Leo and Save...



Leo I. Meyerson
WØGFQ


NEW WRL 400-A GLOBE KING TRANSMITTER



**HIGH POWER
MORE WATTS PER DOLLAR**
Our newest model with increased power—400 watts Phone, 425 watts CW. Incorporates some of the latest TVI protective features. Efficient performance on all bands—10 to 160 on phone and CW. Provisions for ECO. Complete with tubes, meters, and one set of coils.

KIT FORM **WIRED-TESTED**
\$439.45 **\$459.45**
Low Down Payments

WRL 175 WATT GLOBE CHAMPION TRANSMITTER



MORE WATTS PER DOLLAR
R.F. Section a complete 175 watt XMTR. Provisions for ECO. Automatic fixed bias on Final and Buffer. Class B Speech Modulator. 175 watt input —10 thru 160 meter bands. Complete with tubes, meters,

KIT FORM **WIRED**
\$279.00 **\$299.00**
LOW DOWN PAYMENT

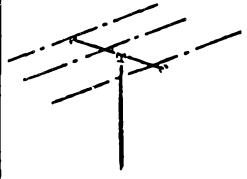
FREE



Send for the 1951 complete WRL catalog containing everything new in radio and television. Deal with the "World's Most Personalized Radio Supply House."



NOW YOU CAN AFFORD TO OWN A BEAM 10 METER BEAM



Plumber's delight 3 element beam quickly assembled; furnished with Gamma match. Extremely light; all aluminum construction; grounded antenna; very low priced. Furnished less mast and lead. Full instructions furnished.

Narrow spaced **\$15.95**
Wide spaced **\$17.95**

GUARANTEED CRYSTALS IN HOLDERS Type FT-243 160 METER

1.8 to 1.825	1.875 to 1.9
1.9 to 1.925	1.925 to 2.0
\$1.25 ea.	
80-40 METER	
3.5 to 4.0	7.0 to 7.4
98¢ ea.	

Please state frequency. We will come as close as possible.

CU ON 20 - 10 & 75 METERS

GIANT RADIO REFERENCE MAPS

Just right for your control room walls. Approximately 28" x 36". Contains time zones, amateur zones, monitoring stations. Mail coupon today and... **25¢**

Write for detailed XMTR specification sheets.

WRITE - WIRE PHONE 7795



World Radio Laboratories, Inc.
744 West Broadway
Council Bluffs, Iowa

Q-1

Please send me:

- Radio Map
- New Catalog
- List of Guaranteed Used Equipment
- Globe King Info
- Globe Champion Info

Name _____
Address _____
City _____ State _____

HY-LITE BEAMS



3 ELEMENT
10-11 METER
\$36.40 \$6.00
EXTRA FOR
FOLDED DIPOLE

WRITE
FOR
CATALOG
FOR PRICES
DEPT. Q-1-51

HY-LITE Antennae INC.
Makers of Fine Antennas for AMATEUR · FM · TELEVISION
242 EAST 137TH ST., NEW YORK 51, N. Y.

DO YOU HAVE B-A's
148 PAGE 1951
FREE CATALOG ?

1951 BURSTEIN-APPLEBEE COMPANY

BURSTEIN-APPLEBEE
RADIO TELEVISION ELECTRONICS

Complete Guide to the Latest Products of Top Makers in Radio, TV, Sound and Recording Fields

INCLUDES 33 PAGES OF DOLLAR-SAVING BARGAINS!

FREE

BURSTEIN-APPLEBEE CO.
1012-14 McGee St.
Kansas City 6, Mo.

Send me your 1951 Catalog

Name

Address

City State

BURSTEIN-APPLEBEE CO.

and WS directed traffic in a recent parade and appear to be working out well with their mobiles. KA is anticipating mobile operation from a new car. YN works his brother regularly. HI passed his 'phone exam successfully. RU expects to hear from his XYL now visiting in England. Traffic: VE6MJ 6.

BRITISH COLUMBIA — SCM, Ernest Savage, VE7FB — British Columbia was alerted from Oct. 11th to 13th for Operation Mercy, simulated disasters called by the Red Cross. Your SEC and I wish to say thanks for the swell job done by amateur radio operators in the disaster areas. Even in the places that didn't have amateurs the SWLs did a good receiving job on blind traffic. During the Simulated Emergency Test held by ARRL that week end the Vancouver Club was out at Little Mt. Park working from batteries, and had its own real emergency. JU was cutting tent pegs and mistook his leg for one. YI is coming into civilization for the winter. ZF lost his sticks in the high wind and hopes for a tower now. ANX is leaving 28 for 7 Mc. hoping for new DX. OJ and AIH are studying Spanish at night school. MH is back on 14 Mc. after a long rest. ARE and AOS are new calls at Collingwood A.R.C. YR and ABP have new QTHs. DE spent time in the hospital; he claims he absorbed too much r.f. working on the rig. SV is increasing power to 90 watts. The Collingwood Club meets at W.C.'s the second and fourth Thursdays. The Vancouver Club meets at QV's the first and third Fridays. BY and SF are both using the new clapper modulation. Our Knobby still reports on the air with a new style of modulation. It has been rumored that US is cooking up a new rig for himself. Traffic: VE7XA 76, AOQ 49, YI 34, FB 10, ZF 4.

YUKON — SCM, W. R. Williamson, VE8AK — AO has a new car. CA has sold his TBS-50 and is rebuilding to 812. CI has moved to new QTH in the mountains. CZ has sold the big rig and is on c.w. with HT-18. BC has left the north and should be heard with a VE7 call soon. BG is heard with 6 watts on 3.8 Mc. BN really is rolling using TBS-50 to drive a pair of 813s. HV is using single 812 and getting around on 3.8 and 14 Mc. AL doesn't think operating from a closet would work. AK has a new car and "hi-fi fono" to keep him off the air. Please send in your news to reach me by the first of the month, gang, and I'll see that it is included in this column. Traffic: VE8HV 4, CZ 2.

PRAIRIE DIVISION

MANITOBA — SCM, A. W. Morley, VE4AM — PAM: MFA. The section wishes Mr. Gray, our congenial Radio Inspector, the best of luck in his well-earned retirement. While Mr. Gray was never active on the air he was the guiding hand behind many amateurs and helped us over numerous difficulties. DE is a new call in St. Lazare. CC and AK are new at Steinbach. AK runs 35 watts and uses a surplus receiver on 3.5 and 7 Mc. ND has new Collins job. JQ is a new call at Erikson. CE is back on after the flood. SH made his yearly visit on 3.5 and is back on 14 Mc. Ex-GA now is signing RA. QI is trying controlled carrier. GK is talking s.s.s.b. LC has new 14-Mc. beam up. 8PM is working 1/4 at Swan River. KF has sold out and gone to VE7-Land because of his health. A speedy recovery, Frank, and we hope to hear you on from the Coast. The 'phone net is going great guns on 3760 kc. and traffic shows a big increase. I want to wish you all the best in the New Year, fellows, and with your help we can put this section out front. How about it? Traffic: VE4AM 190, FA 48, HG 42, DQ 24, GV 24, HA 10, LF 10, GB 6, QD 4, BD 3, NR 3, FE 2.

SASKATCHEWAN — SCM, J. H. Goodridge, VE5DW — The highlight of the month of October was the election of various officers. HR was elected by acclamation to the office of SCM, his term commencing Dec. 15th. The following clubs report election of officers: NSARC, PA, pres.; BV, 1st vice-pres.; HI, 2nd vice-pres.; MQ, secy. SARC, OB, pres.; JC, vice-pres.; MC, secy. RARC, LW, pres.; JW, vice-pres.; TO, secy. JK is mobile on 430 Mc. and hopes to schedule NC in Moose Jaw on 144 Mc. HR reports TLI is functioning PB so far this season and that the section c.w. net is meeting with fair success, but more stations are invited to call in. BH is chief NCS. DP and RB join the ranks of the benedicts. RB's XYL comes from England. The NSARC held its annual banquet Oct. 15th with 22 in attendance. DW is on 3.8-Mc. 'phone occasionally. JJ is taking down 28-Mc. quad and putting up three-element beam. Traffic: VE5BH 82, JI 34, EE 4.

Strays

In our account of the IBCG monument dedication ceremonies, December QST, we inadvertently described the Paragon RA-10 as a "regenerative tuner." Old-timers will recall that the RA-10 was the radio-frequency section for a superheterodyne receiver.



HAPPY NEW YEAR!



... And let me help make it a happier one for you!

73, Bil Harrison, W2AVA

□ ELIMINATE TVI!

Operate at any hour without causing TVI! Careful shielding, use of Hypass By-passes in the power leads, a low pass filter at the xmitr, and a high pass at the receiver will do wonders. It's easy! Get started today!

TRANSMITTER FILTERS

<ul style="list-style-type: none"> 1 DRAKE TV-300-10HW 300-ohm, 10-11 Meters \$10.95 2 DRAKE TV-300-20HW 300-ohm, 20 Meters 10.95 3 DRAKE TV-52-20LP Coax — 15 to 160 Meters 12.95 4 DRAKE TV-52-40LP Coax — 10 to 160 Meters 12.95 5 COLLINS 35C-1 Low Pass Filter for Coax 40.00 6 B & W Low Pass Filter for 52-ohm Coax 22.50 7 B & W Low Pass Filter for 72-ohm Coax 22.50 8 B & W Low Pass Filter for 300-ohm Line 22.50 9 ELDICO Wired Low Pass Filter for Coax 10.99 10 HARMONIKERS Kits & Wired Write for Literature
--

RECEIVER HIGH PASS FILTERS

<ul style="list-style-type: none"> 1 DRAKE For 300-ohm or Coax Lead-in Specify \$3.50 2 ELDICO For 300-ohm or Coax Lead-in Specify 3.98

SPRAGUE HYPASS BY-PASS CONDENSERS

Capacity	DC Working	Catalog No.	Net
.005 Mfd	600 Volts	46P8	\$1.26
.01 Mfd	600 Volts	47P6	1.38
.005 Mfd	1000 Volts	47P12	1.41
.01 Mfd	1000 Volts	47P13	1.53
.005 Mfd	2500 Volts	47P14	1.70
.01 Mfd	2500 Volts	47P15	1.82
.002 Mfd	5000 Volts	47P16	1.88
.1 Mfd	600 DC/250 AC	48P8/48P9	1.53

B & W FARADAY SHIELDED LINKS

1 — Turn Link	500 W — \$4.25	1000 W — \$4.50
2 — Turn Link	500 W — 4.25	1000 W — 4.50
3 — Turn Link	500 W — 4.25	1000 W — 4.50
Link Arm and Hinge	500 W — 2.25	1000 W — 2.50

□ GET THAT TICKET!

Get your ham license, now! If already licensed, help a friend, junior op, XYL, or any interested person toward a license. Let's make our hobby grow!

HELPFUL BOOKS AND MANUALS

ARRL License Manual (Complete Study Guide)	25¢
ARRL How to Become a Radio Amateur (New!)	50¢
ARRL Learning the Radiotelegraph Code	25¢
ARRL A Course in Radio Fundamentals	50¢
ARRL Radio Amateur's Handbook	\$2.00
RADIO Handbook — 11th or 12th Edition	3.00
The Radio Amateur Newcomer — New Edition	1.00

CODE PRACTICE EQUIPMENT

BUD Code Oscillator with Built-In Speaker	\$13.48
BUD Code Oscillator for use with headsets	12.25
INSTRUCTOGRAPH Junior Model with Tapes	18.50
INSTRUCTOGRAPH Standard Model with Tapes	25.00
Excellent Hand Transmitting Key — J-38	1.39
TRIMM Acme 2000-ohm Headset. Good value	1.77
SPEED-X High Frequency Buzzer	1.17

□ STOP DREAMING!

Better order that "dream" transmitter or get those improvements made to the home-grown rig while parts and equipment are still easily obtainable. Don't put it off any longer—get maximum enjoyment now!

AMATEUR TRANSMITTERS

COLLINS 32V-2 Famous TVI-proofed Xmitr	\$575.00
COLLINS Kilowatt — Reserve yours now!	3250.00
JOHNSON Viking Wired and TVI-suppressed	298.50
JOHNSON Viking Complete Kit, less tubes	209.50
AUDAR 160-2 60-Watt Phone-CW Xmitr	150.00
LYSCO 500 10 to 160 Meter VFO-Xmitr	109.50
LYSCO 600 Same but with TVI-suppression	119.50
HALLICRAFTERS HT-18 VFO with NBFM	110.00
MEISSNER EX Shifter — Wired and Tested	114.43
MEISSNER EX Kit Nothing more to buy!	74.46
ELDICO TR-1 300-Watt Fone-CW Xmitr Kit	199.50
ELDICO TR-75 75-Watt CW Xmitr Kit	44.95
MILLEN 90881 500-Watt RF Amplifier	89.50

For parts for your home-built rig, rush your order to Harrison for fastest delivery. Complete stock of all standard parts — National, Millen, Bud, B & W, Par-Metal, Johnson, Cardwell, RCA, Centralab, etc., etc.

"If it's available — Harrison has it!"

□ GO VHF!

You can't beat the VHF bands for sheer operating pleasure. Plenty of room—no QRMI Minimum of ECI and TVI!—Operate anytime! Let's use these bands or we may lose them!

RECEIVERS AND CONVERTERS

RME 2-11 Complete 2-6-10-11 meter receiver	\$146.00
RME VHF-152A Famous 2-6-10-11 converter	86.00
NATIONAL HFS Excellent VHF Receiver	142.00
ELDICO New 2-meter receiver kit. It's hot!	59.95
Same, factory wired and tested	94.95
LYSCO New super-sensitive 2-meter receiver	49.95

TRANSMITTERS

H-W Bandmaster Series 2 to 80 Meters, Ph-CW	\$111.50
H-W Bandmaster Deluxe — For xtal mike input	137.50
MILLEN 90810 75 watts output. 2 to 20 mtrs	69.75
ELDICO 2-meter xmitr kit. 22 watts phone	49.95

ANTENNAS

WORKSHOP Six-element 2-meter beam	146-AB	\$21.50
Hy-Lite Add-A-Unit Type 2-Meter Vagias		
4-El. — \$8.75	8-El. — \$20.50	16-El. — \$41.00

□ IMPROVE RECEPTION!

Why struggle along with a receiver that's lost all its pep, or some makeshift piece of surplus gear. Get that new receiver now, while prices are still low and trade-in allowances high. You can't work 'em if you can't hear 'em!

COLLINS

75A-2 Finest Dual Conversion Amateur Receiver	\$420.00
---	----------

NATIONAL

HRO-50T Latest and best model of famous HRO	\$359.00
NC-183T Plenty of sensitivity! Two RF stages	279.00
NC-173T Excellent medium priced receiver	199.50
(Above receivers available in rack mount at same price)	
NC-125 National's newest receiver. Just out!	149.50
NC-57B New, improved model of reliable NC-57	99.50
NC-33 Ideal for SWL or beginner!	67.50

HALLICRAFTERS

SX-71 Double Conversion — Popularly priced!	\$199.50
S-72 Three way portable — 540 KC to 31 MC	109.95
S-40B Better-than-ever model of the S-40!	99.95
S-77 New AC-DC Version of the S-40B	99.95
S-53A New model! 540 KC to 54.5 MC. Compact!	79.95
S-38B Biggest selling general purpose receiver	49.50
AVAILABLE SOON	
S-76 New Double Superhet with 50 KC. 2nd IF	149.95
SR-75 Transmitter-Receiver. Receives 540 KC to 32 MC. Transmits on 10-11, 20, 40 and 80 meters	79.95

HAMMARLUND

HQ-129X One of the hams' favorite receivers!	\$199.50
--	----------

HARRISON HAM-A-LOG

Latest edition of the Harrison Ham-A-Log has just been mailed. If you haven't received your copy, send a postcard today!

GOT YOUR \$9.50 FOR \$1.50, YET?

Start the New Year right by sending your \$1.50 for the biggest bargain in radio history—the latest edition of the 1200-page Radio's Master (priced at \$5.50) plus four credit slips worth \$1.00 each. For complete details see October QST or send for free circular.

—LOWEST PRICES ALWAYS!

We fill all orders at lowest prices in effect at time of shipment

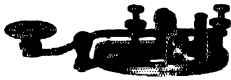


HARRISON



NEW YORK 7, N.Y.
225 GREENWICH STREET
(10 West Broadway, at Barclay St.)

Signal

WIRELESS and TELEGRAPH INSTRUMENTS



SET THE STANDARD



For Speed Performance Service

• write for FREE catalog today!

Signal ELECTRIC MANUFACTURING CO.

MENOMINEE, MICHIGAN

© 1950, Signal Elec Mfg Co.

BUY OF A LIFETIME!

TRIED AND PROVEN THE WORLD OVER

LETTINE MODEL 240



This beautiful transmitter originally sold for \$98. Buy it direct from our factory for only \$69.95, complete with instructions for TVI reduction. Even if you already have a transmitter of your own, this rig makes an excellent standby. You can't afford to miss this opportunity.

The 240 is a complete 40 watt Phone-CW rig, working all bands from 160 to 10 meters; complete with (8 x 14 x 8) cabinet, self contained power supply, meter, tubes, crystal and coils for 40 meters. Tube line-up: 6V6 osc., 807 final, 6SJ7 mike amp., 6N7 phase inverter, 2 6L6s mod., 5U4G rect. — weight 30 lbs. — 90 day guarantee. PRICE **\$69.95** \$20 deposit with order — the balance C.O.D.

Coils for 80, 20 and 10 meters \$2.42 per set. Coils for 160 meters \$3.00.

LETTINE RADIO MFG. CO.

62 Berkley St.

Valley Stream, N. Y.

A New Adventure

(Continued from page 21)

signal pounding in. It was Harry, W3KBS, over in Eddystone, which is about two miles away from the Crozer campus. I gave him a call but without any success. I consulted the telephone book and found him listed there. He said he would be glad to take a listen for me. I called and called, but Harry never heard me. I buzzed him on the telephone again and thanked him.

Scratching my head, I wondered why I couldn't be heard a mile or so away when I was so loud at a point about a tenth of a mile away. I fussed with the antenna coupling, replaced a few tubes, and after a couple of days had nerve enough to ask Harry to take another listen. He obliged. I was R5 S8 in Eddystone, quality good, but modulation low. Later I discovered that my crystal mike had gone whacky. A substitute mike made a great improvement.

Having reached out as far as Eddystone, I ventured to answer a few stations who were calling CQ. Half in doubt, yet enthusiastically hopeful, I called away.

I GET A
STEREOTYPED
REPLY



Some of them came back! New Jersey, Connecticut and New York were worked that evening; Maryland was worked the next day. Reports were excellent: an occasional R5 S7/9, a rare S9. A score or so stations were worked in these states. I guess I was running about one watt to a 35L6, modulating with another 35L6. The power supply used a 35Z6 in the rectifier-filter arrangement commonly found in a.c.-d.c. sets.

But the fun really began when I decided to go "high power"! By removing the plate and screen voltages from the 12SJ7 speech amplifier and the modulator, I reduced the load on the power supply and thus permitted a greater input to the crystal oscillator. Using a couple of old tubes, I cut most of the pins off the tube base leaving only the filament pins. I tried using a 50L6 in the oscillator, and thought it perked better than the 35L6. The proper filament voltages were obtained by inserting these "pinless" tubes in the place of the modulator and speech tubes. I suppose I was running all of two watts by this time.

I had lots of fun playing around on 80 c.w. before deciding to try 40 for a little "DX." Piecing together some 300-ohm line, I made a folded dipole for 40. It worked! In just a few hours of operating I QSO-ed as far south as Florida, as far north as Canada, and as far west as Iowa.

(Continued on page 86)



ACTUAL TESTS

PROVE JK H17 Crystals Are Truly Hermetically Sealed!

There's no room for doubt! Every JK H17 Crystal described as hermetically sealed is actually immersed in 95° C water as an actual test!


This, and many other rigorous tests, guard the quality of JK stabilized crystals all down the line. JK makes a crystal to fit every industrial, broadcast, communication and amateur need.

Send today for your copy of the JAMES KNIGHTS Crystal catalog.

JK Stabilized H17

Frequency range 200 kc to 100 mc. The pin spacing is such that two units can be mounted in a loctal socket. A small extremely light weight hermetically sealed unit. Moisture and dustproof. Designed especially for use where space is at a premium. The crystal is plated and wire mounted. Pin diameter of the H17 is .050".

The H17L and the H17W are also available in the same frequency range. The H17L has a pin diameter of .093", and the H17W has wire leads.




The James Knights Company

SANDWICH, ILLINOIS

LEARN CODE!

SPEED UP Your
RECEIVING
with G-C
Automatic Sender

Type S
\$24.00 Postpaid in
U. S. A.



Housed in Aluminum Case. Black Instrument Finished. Small—Compact—Quiet induction type motor. 110 Volts—60 Cycle A.C.

Adjustable speed control, maintains constant speed at any Setting. Complete with ten rolls of double perforated tape. A wide variety of other practice tapes available at 50c per roll.

GARDINER & COMPANY

STRATFORD

NEW JERSEY

CALL LETTER PLATES

Type A-18 -
For Your Car

W8ENH

A large, sturdy cast aluminum plate with satin-finished letters and border against

Type A-19 -
For Panel
Mounting

\$3.20 POSTPAID

a black baked enamel background. Red, green, blue and gray -- 50¢ extra. Size - 2½" x 8½" with 1½" letters.

LAPEL BUTTONS

An attractive metal button with highly polished raised letters against a black background. Other colors 50¢ extra.

W9HKZ

ACTUAL SIZE **\$1.10** POSTPAID

Type A-26L With Screw Backing

Type A-26P With Pin Backing

SREPCO 0 Inc.

STANDARD RADIO & ELECTRONIC PRODUCTS
135 E. Second St. DAYTON 2, OHIO - Tel. FULTON 2174

CASH WITH ORDER
Allow three weeks for delivery

**CODE
WIRES**
Quickly!



E-Z CODE IT

Colored wire shortage? Identification problem? Here's the answer. E-Z Code it!! Thousands of Combinations. Waterproof. Tough. Permanent. All Colors. Very inexpensive. Remove numbered strip. Secure around end of wire—job's done. Try E-Z Code today!

WRITE TODAY
for E-Z Code
samples



E-Z CODE

ROCKET DISTRIBUTORS, INC.

209-14 41st Ave., Bayside, L. I., New York
BA 4-4000

**MICROWAVE TEST
EQUIPMENT WANTED**

• We can now pay the highest possible prices for good clean microwave test gear. We can also use certain plumbing, thermisters and bolometer elements, as well as specialized cavities and VHF gear.

WESTON LABORATORIES

Weston 93

Massachusetts



RECEIVING SENDING
CODE SPEED without strain

CHAMPIONS ENDORSE CANDLER WAY

Get skill, accuracy, speed with the highly endorsed Candler System. Learn to send and receive by telegraph or radio code. Government service and commerce need thousands of better trained operators. Air commerce, mail, freight, etc., demand expert, reliable operators. Good pay. Get the Candler System, the maker of champions. It teaches you the "knack" of sound sense, alertness, speedy sending and receiving without strain. Adventure — good pay. Learn at home or wherever you are. Rush name today for free book.

FREE!

CANDLER SYSTEM CO.

Dept. 4-A, Box 828, Denver 1, Colorado, U.S.A.
and at 121 Kingsway, London, W. C. 2, England

There is only one objection to using flea power. When I say I am running about two watts to a 50L6 (or 35L6, whichever I happen to have in the socket) I always get a stereotyped reply. I know what is coming next as well as I know flea power gets out.

"OM," they say, "UR 2 WATTS CERTAINLY DOING A GUD JOB — A FB SIG. IT ALL GOES TO SHOW WHAT QRP WILL DO. . . ."

If you want a new adventure in ham radio, try low power. I continue to be amazed when stations come back to me, and more amazing is the fact that low power seems to yield as much enjoyment as does several hundred watts.

U.S.N.R.

(Continued from page 28)

Captain R. R. Hay, USN, Naval Reserve liaison officer, Division of Naval Communications, Office of the Chief of Naval Operations, and Cmdr. Stephen J. Hopkins, USNR (W4LCW), District Reserve Electronics Program officer, visited the following Fifth Naval District activities during November 1950: Naval Reserve Training Centers at Norfolk, Portsmouth and Fishersville, Va.; Naval Reserve Electronics Facilities at Bluefield and Princeton, W. Va., Norfolk, Charlottesville and Danville, Va.; Naval Reserve Electronics Station at Fredericksburg, Va.; and NROTC Unit at the University of Virginia.

Test Oscillator

(Continued from page 31)

lator is connected to the antenna terminals through a shielded cable. R_{18} is set at maximum and the main tuning dial five degrees from minimum capacity. With the receiver set at exactly 1000 kc. and the b.f.o. in the "on" position, adjust trimmer C_4 until zero beat is reached. The oscillator will be on 500 kc. if beats are observed *only* at 1000 kc. and 1500 kc. It may be necessary to try a few settings of C_4 before the right one is found. No other preliminary adjustments are necessary, and the oscillator is now ready for calibration.

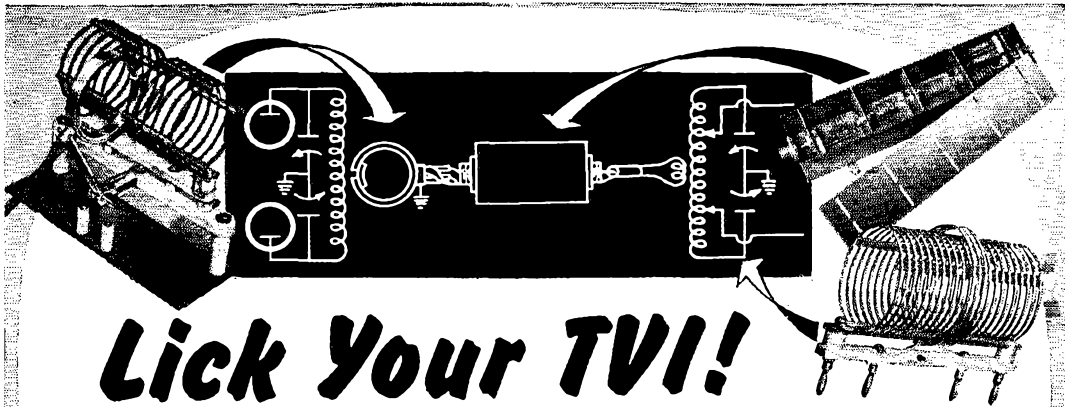
Up to 5000 cycles, covered by ranges C and D , the oscilloscope and the WWV standard audio signal are used for calibrating. Pages 488-489 of the ARRL *Handbook* and a recent article ² in *QST* give information on audio-frequency calibration by the 'scope method. Assuming that 60 cycles from the power line and WWV's 440- and 600-cycle tones are the standard signals available, it is feasible to calibrate the ranges up to 6000 cycles using the 'scope. The 4000-cycle tone mentioned in the *Handbook* is no longer transmitted by WWV, and because of this, calibration by Lissajous figures is restricted to about 60 to 6000 cycles; above the latter frequency, the patterns are too complex for rapid analysis.

Between 6000 and 10,000 cycles, calibration is somewhat of a problem. About the only feasible method is to obtain the points from a regular calibrated audio oscillator.

As mentioned earlier, a calibrated receiver is used to spot points from 10 kc. to 500 kc. The full

(Continued on page 38)

²Smith, "An RC-Type Audio Signal Generator," *QST*, Jan., 1950.



Lick Your TVI!

Most cases of TVI caused by harmonics and spurious radiations can be reduced to a negligible minimum.

In planning a new rig, the best bet, of course, is to use precision-made B&W components—from oscillator to final including antenna coupler. Filtering and shielding recommendations in our "Filter Facts" booklet show what to do, how to do it.

Should your present rig be

of fairly good design, a few minor changes as outlined in "Filter Facts" plus installation of B&W low-pass filters and Faraday shielded links will effectively throttle TVI. Many hams have proved it!

Send 15c today for a copy of "Filter Facts" giving details on how to lick your TVI and get silent rigs back on the air!

B&W Low-pass Filters, Models 52, 75 and 300 Amateur net \$27.00.

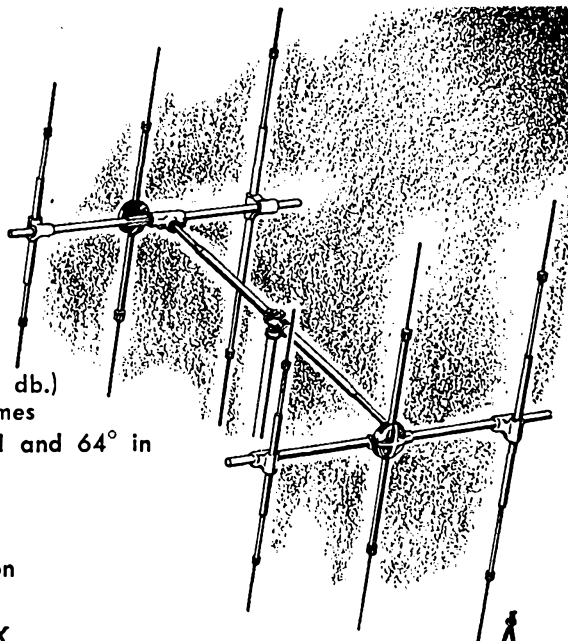
B&W

BARKER & WILLIAMSON, Inc.

237 Fairfield Ave.

Upper Darby, Pa.

6-ELEMENT 10-METER ARRAY



Very high gain (conservatively rated at 7.6 db.) effectively multiplies transmitter power 6 times

Highly directional pattern—68° in vertical and 64° in horizontal planes

High front/side and front/back ratios

Matches 52 ohm coax

Lightweight, durable, commercial construction

Mounts on any standard 1½" pipe

Ask for **WORKSHOP Model 29X**

THE WORKSHOP ASSOCIATES, Inc.

Specialists in High-Frequency Antennas

135 CRESCENT ROAD NEEDHAM HEIGHTS 94, MASSACHUSETTS



ATTENTION MOBILE HAMS

Complete mobile package — nothing else to buy. Outstanding mobile signals use motorola equipment — backed by years of communication equipment experience — World's largest producer of 2-way mobile equipment.

A mobile transmitter with a double feature FM or AM at flip of the switch, the MOTOROLA FMT-30-DMS (27-30 MC.). **\$130.00**

P-7253 spring base rear — mount antenna **\$22.50**

New Gon-set Tri-Band Spread Converter... **\$47.60**

MOTOROLA P-69-13 or 18-ARS receiver with special noise limiter for use with any converter having 1440-3000 KC. **\$60.00**

3-30 famous Gon-set converter complete to connect to the P-69-13 or 18-ARS receiver. **\$39.95**

P-327-E Fire wall loud speaker... **\$5.00**

The above comes complete with all necessary accessories and mounting hardware. Order direct or through the Motorola National Service Organization member in your area.

NOTE: This Receiver and Transmitter is equipment which has been returned from the field, modified and rebuilt for Amateur Service.

For further information write to:

MOTOROLA INC.

Amateur Sales Dept. QST — January

1327 W. Washington Blvd. Chicago 7, Illinois


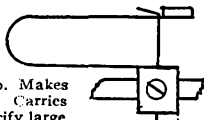
Attention: Harry Harrison, W9LLX, Tel. Taylor 9-2200 Ext. 161

PUT MORE SOCK IN YOUR BUG WITH DOT STABILIZER

No split dots. No sticking up. Makes heavy contact every time. Carries through like hand sending. Specify large or medium size contact.

Complete unit \$3.00 Postpaid

TELEPLEX CO., 804 East Dawn Drive, Modesto, Calif.



Founded in 1909

RADIO TELEPHONY RADIO TELEGRAPHY RADAR & LORAN

Courses ranging in length from 7 to 12 months. Dormitory room and board on campus for \$40.00 a month. The college owns KPAC, 5 KW broadcast station with studios located on campus. New students accepted monthly. If interested in radio training necessary to pass F.C.C. examinations for first-class telephone and second-class telegraph licenses, write for details.

PORT ARTHUR COLLEGE PORT ARTHUR TEXAS

Approved for G. I. training

output of the oscillator on range C is fed into the receiver antenna terminals, and the tuning control should be adjusted until the signals fall at every 10-kc. point through the broadcast band. At this setting the oscillator frequency will be 10 kc. Considerable care, and several attempts, will undoubtedly be necessary before the correct setting is reached. The harmonic method can be used for calibrating up to 500 kc. The procedure is similar (although the frequencies differ) to that described in the *Handbook*.

In using the instrument, a warm-up period of about 20 minutes should be allowed for the frequency to stabilize. At both audio and radio frequencies the stability has been found to compare favorably with that of commercially-built laboratory oscillators. It is amply stable, for example, for aligning a 456-kc. i.f. amplifier. At the setting of R_2 that gives good waveform, the output with R_{13} at maximum is approximately 10 volts r.m.s. The attenuator gives smooth control over the entire range, being readily adjustable to outputs in the microvolt region even at 500 kc.

V.H.F.: Why — How — When ?

(Continued from page 41)

ground is often important, particularly where near-by buildings, trees or hills cut off the view in the directions we wish to work. Antennas should be rotatable if at all possible. Except for very limited point-to-point work, a convenient method for rotating the antenna is important.

In designing the antenna system we must bear in mind that gain is obtained only by sharpening the directive pattern of the antenna system. We should try to keep the horizontal pattern reasonably broad, to make it unnecessary to rotate the array for every signal, however slight the difference in bearing. We want the lowest possible radiation angle, so we should sharpen the pattern in the vertical plane first. An array four elements high and two wide will be more tolerant in horizontal directivity than one four wide and two high. Vertical stacking brings the desired gain without much increase in aiming difficulties.

Frequency response may be important, too. Arrays with large numbers of driven elements may be little more selective than a single driven element, but when the gain is developed through parasitic elements (particularly directors) the selectivity of the system may be considerable.

The question of horizontal or vertical polarization has come in for much discussion in recent years. Though early work was done almost entirely with vertical antennas, the trend is toward horizontal polarization. On 50 Mc. this amounts to standardization, but both vertical and horizontal are used on all higher bands. Inquire locally to see which is in use, and go along with the majority. Matching the polarization in use at the station you wish to work will ordinarily produce better signals than cross polarization.

[EDITOR'S NOTE: Part II of this article will appear in a subsequent issue.]

IDEAL FOR HAMS

March 25, 1950

I am sending in my Model VT-73 Microphone for repairs. It is over 12 years old and has given perfect service up until recently. It has been dropped on a concrete floor, exposed to all sorts of heat, dampness, dust, and cold without apparently affecting its performance . . . this proves that Turner Mikes are built to take it.

I hope you continue to make the Model VT-73 as it is ideal for ham and all sorts of communications work where reproduction at the speech frequencies is the prime factor . . .

Sincerely,
M. T. Donnell Jr.
W5HSE



CRYSTAL

Complete with ball swivel head, stand, and 7-ft. attached cable.
List \$21.50

Ask your dealer

Write for complete microphone literature


THE TURNER COMPANY

917 17th Street, N. E.

Cedar Rapids, Iowa

Microphones by **TURNER**

Crystals licensed under patents of the Brush Development Company.




BROAD BAND TEN METER CONVERTERS . . . \$16

(postpaid)

These RF24 three tube units really perform. Peps up your set immeasurably, especially such models as the BC-348, BC-342, etc. Actually covers 20-30 Mc.—output 7.5 Mc.—measures 5 x 7 x 10½. Spare tubes, coax fittings and instructions furnished. Needs no alteration to perform. Requires 200-250 V. 18 Ma + 6.3V at 2 amp. Used but guaranteed to work.

THE OVERBROOK COMPANY
OVERBROOK 81, MASS.



Codetrol

A NEW STANDARD FOR SEMI-AUTOMATIC CODE \$22.50

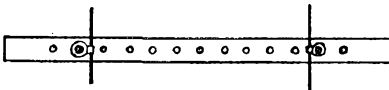
Here is a key engineered for CW. Beautifully machined and finished, the Codetrol has the feel you've been looking for. You know it's right with the first dot. No whip, no lag, no crawl. Clean signals, sharp cutoff. Stabilized double-pivoted suspension with silky smooth Flywheel Action without run-away sensitivity. Don't be a slave to your key.

Write for free folder or order today.

BERNARD H. BREEDLOVE
299 Marietta Street N. W. Atlanta 3, Georgia

JACOBS ADJUSTABLE SEPARATOR

U. S. Patent No. 1,950,170 — March 6, 1934 — others pending



Made of Lucite for the rapid and efficient construction of open 2-wire R. F. feedlines. Provision is made to give spacings from ½" to 6". Price: \$5.00 per dozen.

CHARLES F. JACOBS
P. O. Box 408, Church St. Station
New York 8, N. Y.

TELEVISION ENGINEERING

if you are commercially or professionally interested in TV, read
for news of all that's NEW in the lab, plant and station involving design, manufacture, operation and maintenance of TV equipment for research, production, testing, receiving and transmitting.

Special Rate: 3 yrs. (36 issues) \$5

Bryan Davis Publishing Co., Inc.
(Publishers of SERVICE)
52 Vanderbilt Ave., New York 17, N. Y.

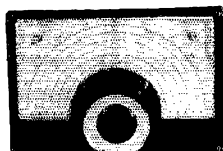


NATIONAL

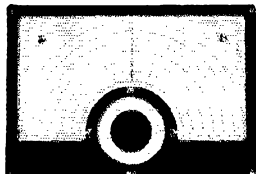
- **P**roven
- **D**ependable
- **Q**uality




MCN



SCN



ACN



ICN

POPULAR NATIONAL DIALS

ACN — the original design so popular with manufacturers, amateurs and experimenters who "build their own" and desire direct calibration, 5" H. x 7 1/4" W. \$3.30 net. ICN — an illuminated version of the ACN, 5 1/8" H. x 7 1/4" W. \$6.00 net. SCN — same dial scales as ACN in reduced size, 4 7/16" H. x 6 1/4" W. \$3.00 net. MCN — scaled down dial, ideal for mobile installations and small converters, 2 3/4" H. x 3 7/8" W. \$2.70 net.

50 Mc.

(Continued from page 44)

ponents or receivers merely by changing the oscillator tuning range. Adjustment of the oscillator inductance, L_2 , can be made by sliding it along the stator bars of the tuning condenser, C_1 .

The outer conductor of the coaxial line is a piece of 1-inch pipe, one end of which is fitted with a knurled cap. This cap acts as the cold side of a variable tuning capacitor, the other plate being a disc soldered to the end of the inner conductor. This arrangement has several advantages: no dielectric material is added by the tuning device, and the tuned circuit is completely shielded.

Coupling to the antenna is by means of a 1-inch-wide loop of wire fed through holes in the outer conductor. If coaxial line is used for feeding the antenna system the coupling may be by a tap directly on the inner conductor.

A.R.R.L. QSL BUREAU

The function of the ARRL QSL Bureau system is to facilitate delivery to amateurs in the United States, its possessions, and Canada of those QSL cards which arrive from amateur stations in other parts of the world. Its operation is made possible by volunteer managers in each W, K and VE call area. All you have to do is send your QSL manager (see list below) a stamped self-addressed envelope which is about 4 1/4 by 9 1/2 inches in size, with your name and address in the usual place on the front of the envelope and your call printed in capital letters in the upper left-hand corner.

W and VE stations should not send cards for other W and VE stations through the QSL Bureau; they cannot be accepted. Likewise, cards for foreign stations should be sent only through the foreign bureaus. For a list of these overseas QSL bureaus, see page 48, December, 1950, QST.

- W1, K1 — Frederick W. Reynolds, W1JNX, 112 Commonwealth Ave., Dedham, Mass.
- W2, K2 — H. W. Yahnel, W2SN, Lake Ave., Helmetta, N. J.
- W3, K3 — Jesse Bieherman, W3KT, Box 34, Philadelphia 5, Penna.
- W4, K4 — Johnny Dortch, W4DDF, 1611 East Cahal Ave., Nashville, Tenn.
- W5, K5 — I. W. May, jr., W5AJG, 9428 Hobart St., Dallas 18, Texas
- W6, K6 — Horace R. Greer, W6TI, 414 Fairmount St., Oakland, Calif.
- W7, K7 — Mary Ann Tatro, W7FWR, 513 N. Central, Olympia, Wash.
- W8, K8 — Walter Musgrave, W8NGW, 1294 East 188th, Cleveland 10, Ohio
- W9, K9 — John F. Schneider, W9CFT, 311 W. Ross Ave., Wausau, Wisc.
- W0, K0 — Alva A. Smith, W0DMA, 238 East Main St., Caledonia, Minn.
- VE1 — L. J. Pader, VE1FQ, 125 Henry St., Halifax, N. S.
- VE2 — Austin A. W. Smith, VE2UW, 6184 Jeanne Mance, Montreal 8, Que.
- VE3 — W. Bert Knowles, VE3QB, Lanark, Ont.
- VE4 — Len Cuff, VE4LC, 286 Rutland St., St. James, Man.
- VE5 — Fred Ward, VE5OP, 899 Connaught Ave., Moose Jaw, Sask.
- VE6 — W. R. Savage, VE6EO, 329 15th St., North Lethbridge, Alta.
- VE7 — H. R. Hough, VE7HR, 1785 Emcrson St., Victoria, B. C.
- VE8 — W. R. Williamson, VE8AK, Box 534, Whitehorse, Y. T.
- KP4 — E. W. Mayer, KP4KD, Box 1061, San Juan, P. R.
- KZ5 — C.Z.A.R.A., Box 407, Balboa, Canal Zone
- KH6 — Andy H. Fuchikami, KH6BA, 2543 Namaau Dr., Honolulu, T. H.
- KL7 — Box 73, Douglas, Alaska

National



NATIONAL COMPANY, Inc.
MALDEN, MASSACHUSETTS

SWITCH TO SAFETY!



Astatic's Synabar Model DR-10 Unidirectional Cardioid Crystal Microphone

ASTATIC'S Synabar Microphone uses a special sintered metal to cancel out 15 db front to back, making it, for practical purposes, dead to sound from the rear. Excellent frequency range, from 50 to 10,000 c.p.s., is further enhanced by a Response Selector switch, which provides choice of ideal pick-up characteristics for either crisp voice or general voice and music. The Synabar's crystal element has a special METALSEAL protection against moisture or dryness. A high impedance microphone, it has an output level of -54 db. It has a satin chrome finish, is furnished with detachable cable connector and 20 feet of single conductor shielded cable, and is available in models with or without off-on switch.

DR-10List Price \$37.25
DR-10-S*List Price 39.95

*With off-on switch



Astatic Crystal Devices
Manufactured Under Brush
Development Co. Patents



Can You See Your Future in Television . . . Electronics?

**CREI Home Study qualifies you for better paying
jobs in essential industry or the Armed Forces**



"Technicians may soon be as scarce as certain tubes," says an informed industry spokesman as growing military demands cut sharply into available skilled personnel. Now is certainly the time to get into electronics! In this essential industry you're assured—if qualified—of a life-time career. And if you're headed for the Armed Services, your technical electronics ability will set you apart from the crowd—put you in line for supervisory work at extra pay in vital radar, navigation, or communications units.

CREI's practical home study training is recognized by industry and the military as outstanding. It starts with basic principles and goes step-by-step through advanced TV, communications, and industrial techniques. For detailed proof, send for booklet. It can lead to promotion, more money, and a lifetime career. Act now!

CAPITOL RADIO ENGINEERING INSTITUTE

Dept. 161C, 16th & Park Rd., N.W., Washington 10, D. C.

Send booklet "Your Future in the New World of Electronics" and course outline.

- | | | | |
|---|---|---|---|
| CHECK
FIELD OF
GREATEST
INTEREST | } | <input type="checkbox"/> TV, FM & Advanced AM Servicing | <input type="checkbox"/> Aeronautical Radio Engineering |
| | | <input type="checkbox"/> Practical Television Engineering | <input type="checkbox"/> Radio-Electronics in Industry |
| | | <input type="checkbox"/> Broadcast Radio Engineering (AM, FM, TV) | |
| | | <input type="checkbox"/> Practical Radio Engineering | |

Name

Street

City Zone State

If residence school in Washington, D. C., preferred, check here

**MAIL COUPON FOR
FREE CATALOG!**

HAM-ADS

(1) Advertising shall pertain to radio and shall be of nature of interest to radio amateurs or experimenters in their pursuit of the art.

(2) No display of any character will be accepted, nor can any special typographical arrangement, such as all or part capital letters be used which would tend to make one advertisement stand out from the others.

(3) The Ham-Ad rate is 30¢ per word, except as noted in paragraph (6) below.

(4) Remittance in full must accompany copy. No cash or contract discount or agency commission will be allowed.

(5) Closing date for Ham-Ads is the 25th of the second month preceding publication date.
 (6) A special rate of 7¢ per word will apply to advertising which, in our judgment, is obviously non-commercial in nature and is placed and signed by a member of the American Radio Relay League. Thus, advertising of bona fide surplus equipment owned, used and for sale by an individual or apparatus offered for exchange or advertising inquiring for special equipment, if by a member of the American Radio Relay League takes the 7¢ rate. An attempt to deal in apparatus in quantity for profit, even if by an individual, is commercial and all advertising by him takes the 30¢ rate. Provisions of paragraphs (1), (2) and (5), apply to all advertising in this column regardless of which rate may apply.

(7) Because error is more easily avoided, it is requested signature and address be printed plainly.

(8) No advertiser may use more than 100 words in any one issue nor more than one ad in one issue.

Having made no investigation of the advertisers in the classified columns, the publishers of QST are unable to vouch for their integrity or for the grade or character of the products or services advertised.

Please note the 7¢ rate on ham-ads is available to ARRL members only.

QUARTZ—Direct importers from Brazil of best quality pure quartz suitable for making piezo-electric crystals. Diamond Drill Carbon Co., 710 Worle Bldg., New York City.

QSLs, 100, \$1.50 up. Stamp for samples. Griffith, W3FSW, 1042 Pine Heights Ave., Baltimore 29, Md.

SUBSCRIPTIONS. Radio publications a specialty. Earl Mead, Huntley, Montana, W7LGM.

QSLs high quality, fair prices. Samples? W7GPI, R. D. Dawson, 1308 F. Street, The Dalles, Ore.

CRYSTALS: Bassett Type 100A precision low-drift units made to your exact specified frequency within the 80 or 40 or 20 amateur bands, at \$1.50 each, plus postage. Rex Bassett, Inc., Bassett Building, Ft. Lauderdale, Fla.

QSLs. Have you seen them yet? Samples today. Your best bet: Larry's QSLs, Opportunity, Washington, P. O. Box 59.

QSLs. Very attractive. Best in printing and prices. Kromekote or any other stocks. Stamp for samples. WALXJ, Rice, Radford, Va.

MOTOROLA dispatchers, new, \$350.00. Used: \$250.00. W5BCO, Hicks, 204 E. Fairview, Tulsa, Okla.

WANTED: Marconi coherer magnetic detector. Multiple tuner; DeForest responder and other gear prior to 1920. Franklin Winegard, Rock Island, Ill.

QSLs TAPrint, Sumrall, Mississippi.

WOULD like to get in touch with anyone with Call Books earlier than 1921. W4AD, Box 793, Rome, Ga.

QSLs, SWLs. Meade, W6KXL, 1507 Central Avenue, Kansas City, Kansas.

CALL letters painted on tlex, color? \$2.50. T-shirts. Size? \$1.75. W. F. Yates, W9LQ, Box 347, Heyworth, Ill.

WANTED: Complete or nearly complete files of Eastern, Western, and Southern Editions of QST. These contain only the particular regional Operating Department Reports, down to late 1942, and omit reports from other areas. Begin with January, 1935 issue, and end with December, 1942, both inclusive. Must have both covers and be in good condition. Sumner B. Young, W9CO, Route 3, Wayzata, Minn.

QSLs, modern. Sample booklet 12¢. Stamps okay. Westerners see samples at leading Ham stores. W6GFV, van Groos, 1436 N. Serrano, Hollywood 27, California.

ESTATE W3COR. Receivers HQ-120, \$60. RAK-7, \$50. Meissner FX (VFO), \$75.00. BC375 with 4 tuning units, \$25.00. Triplett 24.42, \$40; 3413, \$45.00. Silver 904, C/R Bridge \$30. Cummins 1/4" drill \$13.50. Eimac 6C/50, \$4.00. K&E "Minusa Special" instruments, \$1.50. Books, misc. other items. Stamp for list. Marjorie M. Geddes 4626 Western Ave., Washington 16, D. C.

ZIPPO lighter. ARRL insignia and call sign, inlaid enamel, \$5.00. Ideal birthday gift. McCarron, W2BNO, 384 E. 193rd St., New York, N. Y.

CANADIANS: 40 designs, photos, cartoons and conventional QSL cards. Showing of type faces to aid in designing your own card. 10¢ (refunded with order) brings yours. W. John Chivers, Drawer 38, Grimsby, Ontario.

QSLs. Distinctive samples. Noble Press, Chatham, Mass.

CONVENTION ARRL National Convention in Seattle, July 27, 28, 29th, 1951. Plan your vacation in the Great Northwest during Seattle Centennial year. The time of your life! General Chairman: W7RT, 1921 Atlantic St., Seattle 4, Wash.

PHONE patch schematics, practical discussion. \$1.00. Nichols, W1MRK.

QSLs? SWLs? "America's Finest!" Largest variety. Samples, 10¢. QSL printer Sackers, W8DED, Holland, Michigan.

WANTED: APR-4 receiver and tuning units. State condition and price. W2DB, 274 Boulevard, Scarsdale, N. Y.

NEW crystals for all commercial services at economical prices, also regrinding or replacement crystals for Motorola, Link, G-E and other commercial types. Over fifteen years of satisfaction and fast service! Eidsdon Electronic Co., Phone 3901, 1802 No. Third St., P. O. Box 31, Temple, Texas.

BEAMS and antenna elements. Send a card for full information. Riverside Tool Co., Box 87, Riverside, Illinois.

FOR Sale: TVI-power Transmitter, KW, \$550.00. Photo available. W. R. West, Box 2423, Norfolk, Va.

QSLs-SWLs. High quality. Reasonable price. Samples. Bob Teachout, W1FSV, 40 Elm Street, Rutland, Vt.

QSLs: Uncle Fred QSLs. Three colors and up. Rainbow inop QSLs. Special 1 DX QSLs. Bargain QSLs. Samples rushed, 10¢. Uncle Fred, Box 86, Lynn, Penna.

FOR Sale: N.C. 57 receiver; Hallicrafters 10" T.V.; all channels F.V.; F-M. booster, like new, sold very reasonable, C. Horn, 323 E. 163rd St., New York 56, N. Y.

SELL or trade: BC-610 Mod. transformer, \$20.00; Stancor 2100 VDC 375 M. plate transformer, \$30.00; 1" Jumbo 22D mike, \$10; Atatic D-104 \$7.00; four 810's; two 813's, \$5.00 each; 1" anadaptor by Panoramic Radio, 455 kc. IF, plus or minus 100 Kc. sweep, similar to RBY/BC-1031; new Bauch and Lomb 7 x 35 binoculars with case; Want: — Super Pro BC-794 or BC-1004, Paul Lee, W4RXO, 4 Oak Street, Isle of Palms, So. Carolina.

INSTRUCTOGRAPH, standard model, with Continental code tapes 1 thru 10, used little, with instructions, without oscillator, \$1.00. Edwin L. Wadleigh, W4WTC, Belgrade, Me.

SELL: BC-654 (SCR-284) portable receiver/transmitter, VFO, phone, w/crystal calibrator, 3800-5800 kc. 20 watts, good condition. \$38.50. Thomas Howard, W1AFN, 46 Mt. Vernon St., Boston 8, Mass.

FOR Sale: Several ART-13 Collins Autotune transmitters, used, unconverted, in excellent condition. Complete with tubes, xtal and calibration book, but less cable and dynamotor, \$95.00. Several ARC4 transmitter-receiver 100-152 Mc. Used but excellent condition, complete with tubes and dynamotor, \$20.00. Both P.O. Box 10, Mont. W7EAL, Wm. H. Steele, 535 Leslie Ave.

SELL: Receivers: National 81-X, \$50.00; Super Pro XBI, \$150.00; transmitters: Hallicrafters HT-6, 10, 20, 40, 80 coils, \$100.00; 1 KW complete, home brew, rack-mounted, \$300.00; parts worth \$1500.00; absorption freq. meter Triplett 3256, \$7.00; oscilloscope J", Dumont, 146, \$60.00; BC-221 freq. meter, w/book, \$60.00; microphones: Electro-Voice 950; Atatic WR20, \$10.00 each. All equipment is in good condition, clean shape. Write to W21DU, 188 Fairlane Av., Irvington 11, N. J.

SELL: VFO bandswitching. Cost over \$125.00. 20 watts. HRO dial, \$50.00. Lanny Yuddell, W2DUW, 1780 East 13th St., Brooklyn, N. Y. ES 5-9547.

SELL: Precision Model 612 tube and battery tester. Built-in roll chart, practically new, \$55.00 postpaid. Carl Wilhide, 1041 Ridge Ave., Sharpville, Penna.

SELL, trade: New BC-375, BC-458, like new BC-459, BC-696, RA-20, BC-223, TG-10, etc. Want: R-9'er, Powerstat, Lambda modulation scope. Write to WSNHB, 4615 Laurel, Bellaire, Texas.

WANTED: Good condition Collins 32V1 or 32V2, National HRO bandspread coils 40, 20. Landon Fickel, W6ECX/VP9AG, May Cottage, Snake Road, Warwick, Bermuda

RCA, AVT-15A, 6 volt, 7 1/2 watts, aircraft transmitter, 2500-6700 kc. Ideal for 75-meter mobile use, no conversion necessary, ready to go, complete cable and tubes, less crystals, \$50.00. RCA AVA-426 mobile vibrator power supply; input 6, 15 or 24 volts, output 300 volts at 100 Ma. Ideal for auto or boat, 250 volts, 50 Ma. available for receiver operation, also control relays, \$15.00. Navy LM frequency meter power supply, \$14.50. George W. McCauley, 155 First St., Mineola, L. I., N. Y.

FOR Sale: Eidelco TRI 300 watt xmitter, coils for all bands, mounted in steel cabinet, with factory assembled Meissner shifter. Both use less than 25 hours. \$250.00 cash P.O. Billiam Faulk, jr., W3QDH, Bradford, Penna. REF No. 1

SELL or swap: BC-342N, VHF-152A, LM and BC-221B, Transvision 7", BC-522, GE VGS-3, approved A-460 TV FSM, DCSW-3, grid dipper, 72" Par-Metal, chokes and condensers, 810, 813, 4E27, 100TH, 2501H, TB-35, PP100TH final and modulator, make offer. WIJR, 23 Bennett Road, Gardner, Mass.

FOR Sale: QSTs from 1938 thru 1942, also 1946, others, very reasonable. Supply for 4D32 rig, Triplett 1696A mod. monitor, speech amplifier, RCA 155-C scope, Stancor ST203A mobile rig. Weston photo-cell micro-relay. Quick sale priced, George Kravitz, 7919 20th Ave., Brooklyn 14, N. Y.

SELL: THS-3 converted to 10 meters; also 522 with power supplies, ready to go on air. Best offer. J. Ed Ballard, jr., 3021 Fendall Rd, Baltimore 7, Md., W3KCH.

NOW is the time for all good hams to trade in their used communication equipment for new with Evans, W1BFT, at Evans Radio, Concord, N. H.

FOR Sale: HRO-7 complete, \$325.00. Will allow inspection. F.O.B. W4KIK, 111 Hall St., Bainbridge, Ga.

SELL NC-173. Like new. Bargain price. W8WV, 1753 Kensington Ave., Youngstown, Ohio.

HALLICRAFTERS S-27. Needs a little work. Swap for 10-meter mobile rig, or what have you. Leon De Laneville, W5RRO, P. O. Box 385, Reserve, La.

NAUTICALLY-minded ham could help Marine Historical Association at Mystic if he had a spare tape recorder. Write C. Cutler, Curator, Mystic, Conn.

MILLEN 50-watt transmitter No. 90, 800, \$25.00. National I-10 with power supply, \$50.00. Both units brand-new condition, complete with all coils, tubes and instruction books. Charles Landsiedel, 192 Spring St., Red Bank, N. J.

FOR Sale: TCS-12, trans/recg, 110 volt A.C.; TCS 8, trans/recg 12 volt A.C.; BC-191 transmitter 12 volt A.C.; BC-348Q receiver 24 volt D.C.; BC-221AK modulated freq. meter; LM-15 freq. meter 110 volt; SOUFS Link trans. rec.; 1498 Link trans. rec. All complete, new, unconverted equipment. A. van Breems, Chrysler Building, N. Y.

FOR Sale: \$250.00. Federal built Mackay 167BY 750 watts c.w., NFM., VFO 2-24 Mc. Variac, built-in. Will not ship. W9LTV, 1506 Summit Dr., West Lafayette, Ind.

WANTED: AN/APR-4 receivers and tuning units; APR-1, APR-5A, ARC-1, ARC-3, R-89/ARN-5A, TS-7, TS-11 (and other "TS" and "TR" equipment); AR-5, AR-7, RBL-3, BC-348, ART-13, radar and other surplus; General Radio, Boonton, Ferris, other top-quality equipment wanted, especially for 100 to 6,000 Mc. region; also 707-B, other special-purpose tubes, maggies, klystrons, iconoscopes; Tech Manuals. Describe, price in first letter, Littell, Farhills, Box 26, Dayton 9, Ohio.

BOUND OST's. High school radio club will sell volumes, well bound in blue, at \$4.00 per volume. Radio Club, Oak Park River Forest High School, Att: T. Schneller, 212 No. Lombard Ave., Oak Park, Illinois.

BARGAINS new and used transmitters, receivers, parts: Globe-King, \$299.00; HT-9 \$225.00; Temco 75GA, \$250.00; Collins 75A1, \$295.00; new 150-watt phone \$199.00; SX-42, \$189.00; NC-173, HQ-129X, \$139.00; SX-43, \$129.00; ART-13, \$119.00; RME-45, \$99.00; SX-25, \$89.00; HT-6, \$85.00; Meck T-70, \$85.00; RME-69, \$69.50; VHF 152A, \$69.00; NC-100, \$59.00; Globe Trotter, \$57.50; New Bud VFO \$39.50, new Meissner signal calibrators, \$24.95; S-38 \$29.95; 90800 Exciter \$29.50; 3-30 or 10-11 converters \$25.00; 54IG \$22.50; XE-10 \$19.95; and many others. Large stock trade-ins. Free trial. Terms financed by Leo, W6GPO. Write for catalog and best deal to World Radio Laboratories, 740 W. B way, Council Bluffs, Iowa.

FOR Sale: BC-348-C, unmodified, \$39.50; SCR-522, unmodified, with test set 1-139-A, control box, some spare tubes, operating and maintenance manuals, \$29.50. T. G. Dalby, 419 Groveland Ave., Minneapolis 3, Minn.

WANTED: Teletype 1/60TH HP synchronous motor. W61TH, Moraga, Calif.

FOR Sale: BC-610 transmitters and 3 element beam for 10 meters. All in excellent condition. Includes extra tubes, 250TH, etc. Price \$550.00. R. van Scoyk, jr., 27 Carrlands Dr., Dayton 9, Ohio.

BC-610F for sale. Excellent condition. Previous owner bought new from Hallicrafter. Call on error in 1947. No more for my business. \$550.00. Victor Hintzman, W9WDK, 1308 1/2 6th St., Menomonie, Wis.

QSL, SWLS! Neat, reasonable. WIHJI, Cushing, Box 32A, Manchester, N. H.

866A kit: 2 tubes, sockets and 2.5VCT/10, amp/10KV transformer, \$85.95, IN44 crystal, 75¢. We pay cash for your surplus tubes. Send list and best price, Free "Tabogram". Amazing bargains. "TAB", 109 Liberty St., New York City, N. Y.

BARGAINS: New and reconditioned Collins, Hallicrafter's, National, Hammarlund, RME, Milten, Meissner, Gon-Set, etc. Reconditioned: S-38, \$40.00; S-40A, \$69.00; NC-57, \$69.00; NC-173, \$149.00; NC-183, \$199.00; RME-45, \$89.00; VHF152A, \$69.00; HQ129X, \$129.00; BC-221, \$49.00; SX-42, SX-43, SX-25, SX-28, SX-28A, SX-62, S-39, NC-240D, HRO-7, NC-100, RME-84, HF-10-20, DB22A, HT-18, HT-9, BC-610, 32V, 75A, etc. Terms. Shipped on trial. List free. Henry Radio, Butler, Mo.

SWL desires private tutor to teach me code and theory for ham ticket. Prefer local teacher. State terms and if you will guarantee results. Write: Joseph Zukauskas, 2227 Germantown Ave., Philadelphia 33, Penna.

WANTED: Marconigraphs, Marconi code records, Year Book of Wireless Telegraphy 1913-1915; Marconi 106 107 112A and multiple tuners; Marconi magnetic detector; Wireless Specialty I176 and 1914 double-tack tuners; Electrical Experimenters 1913 through 1921; Wireless Age, Oct. 1913 through 1922; Trade old OST's or pay cash. L. Rizoli, WIAAT, 100 Bay View, Salem, Mass.

QSL, SWLS. Not most expensive, not the cheapest, but the best! C. Fritz, 1213 Briargate, Joliet, Illinois.

WANTED: SSR-I-G receiver. State condition and price. W6CLV, 122 43rd St., Sacramento 16, Calif.

FOR Sale: New high power transformers, chokes, condensers, etc. Never used. In original packing. No surplus. If interested in QRO, write for list. Reason: Army duty imminent. W6ODO, Giroud, 12434 Foothill Blvd., San Fernando, California.

HQ-129X and speaker, \$115.00; Meissner EX signal shifter with NBFM, \$60.00. S. Friedland, Storrs, Conn.

SELL: New, surplus, never used: 4 HK257B beam pentodes, 1 Lewis 257B, \$8.00 each. Kenyon T-478 modulation transformer, 225 watts, primary matches, pair 811's to 1500, 5000, 7000 ohms, \$15.00. A. Gorieck, W9NOC, 1207 Wadsworth, North Chicago, Ill.

WANTED: OST's 1941-46, SM40 S Meter, pair rock BC-222's. Swap ten 211's for anything useable. W. F. Baer, 1223 Highland Terrace, Richmond Heights 17, Mo.

SELL: Meissner signal shifter w/dw supply and F.M. modulator. Cost: \$120.00; want \$55.00 plus freight. W3OJK, Eckman, 1208 Romine Ave., McKeesport, Penna.

SELL: Nearly new RME VHF 2-11, dual conversion Superhet with S meter, \$100.00. Nearly new S-72 portable, \$75.00. SX-17, 13 tubes, 540 kilocycles to 61 megacycles. Less speaker, \$60.00. Electro-Voice speech clipper, \$8.00. W6EHF, Robert Rosenquist, 258 Ida, Omaha, Nebraska.


FOR Sale: Lysox Model #600 TVI—Less Bandswitching VFO transmitter, Brany, new in factory carton. Cost \$120.00. Best offer. WIGVT, 218 Berlin Ave., Southington, Conn.

AUTOMATIC antenna match. Any spacing line to any load! TV or "ham". Send dime for details. A. L. Munzig, (ex-W6BY), Hawthorne, Calif.

7000 V.C.T., 3 K.V.A. transformer, commercially-wound to specifications, using pole-transformer core and steel case. The transformer is ideal for supplying voltages to Class "C" R.F. and Class "B" audio. Build a real kilowatt! James W. Craig, jr., 332 Henry Clay Boulevard, Lexington 5, Ky.

SELL home, installed rigs, 3 bedrooms, full basement, patio, 2-car garage, 50 ft. steel tower, 83K rotary beam, 813 A1-440/80/160, 258 A14, DN 20, 250 on 10/20 A3. All DE TV. 1st. DXCC. 30 minutes New York. Occupy Feb.-March \$16,900.00. Walt Knoop, W21XR, 189 Oakwood Dr., Packanack Lake, N. J.

HOW ABOUT YOUR SENDING?



Can you do 40 W. P. M.?
Arm fire easily?
Lack confidence?

24-K
Gold-Plated
Base Top
\$29.95

PRESENTATION MODEL

Get a Super DeLuxe Vibroplex and Be Sure of a Good Fit!

Don't waste another day! Do as others are doing—get a Super DeLuxe Vibroplex key NOW, the finest semi-automatic key made and the easiest to use! Even a beginner can operate it in a matter of minutes. Helps to develop a good flat... saves the arm... ends sending fatigue. Precision machined, with Patented Jewel movement for smoother, easier operation; Super-Speed Control Main Spring provides range of speed from dead slow to lightning fast; Touch Control permits instant adjustment of key to individual preference. So act now—being a good sender will guarantee you the best in sending enjoyment. Other models \$12.95 up. Left hand models, \$1.00 more. FREE catalog. At dealers, or DIRECT.



Headquarters for new portables—all models and styles of type. Also, rebuilt Standard and portable typewriters with ALL CAPITAL letters and other styles of type. QUICK service. ORDER NOW!

THE VIBROPLEX CO., INC.

833 Broadway New York 3, N. Y.

COMPLETE RADIO TRAINING!

Prepare now to accept a responsible position in Commercial Radio. New developments will demand technicians with thorough basic training, plus a knowledge of new techniques discovered during the war. Training open to high school graduates, or those with high school equivalency. Courses 6 to 18 months duration in RADIO AND ELECTRONICS. Approved Veteran training in Radio. Write for Particulars.

VALPARAISO TECHNICAL INSTITUTE
DEPT. TN Valparaiso, Ind.

RADIO COURSES

- RADIO OPERATING
- RADIO SERVICING
- CODE
- FM TELEVISION

Preparation for Civilian, Maritime, Army and Navy license requirements.

Personal Counselling Services for Veterans
Write for Catalog T.Q.

YMCA

TRADE & TECH. SCHOOL

229 W. 66 St., N. Y. 23
ENdicott 2-8117

COMMERCIAL RADIO INSTITUTE

A RADIO TRAINING CENTER FOR 30 YEARS

Resident Courses Only • Broadcast, Service, Aeronautical, Television, Radar, Preparatory Mathematics, Frequency Modulation and Marine telegraphy. Classes now forming for mid-year term, Feb. 1st. Entrance examination Jan. 15th.

Literature upon request. Veteran training
Dept. 8, 38 West Biddle Street, Baltimore 1, Maryland

RADIO and TELEVISION

Thorough Training in All Technical Phases

APPROVED FOR VETERANS

WEEKLY RATES DAYS—EVENINGS

FREE PLACEMENT SERVICE for GRADUATES

For Free Catalog write Dept. ST-51

RCA INSTITUTES, INC.


A Service of Radio Corporation of America
350 WEST 4th ST., NEW YORK 14, N. Y.

RADIO and TELEVISION


Over 30 years N.E. Radio Training Center. Train for all types FCC operators' licenses. Also Radio and Television servicing, FM-AM broadcasting transmitters at school. Send for Catalog Q.

MASS. RADIO SCHOOL
271 Huntington Avenue Boston 15, Massachusetts
Lic. by Comm. Mass. Dept. Educ.

Designed for



Application



FLEXIBLE COUPLINGS

The No. 39000 series of Millen, "Designed for Application" flexible coupling units include, in addition to improved versions of the conventional types, also such exclusive original designs as the No. 39001 insulated universal joint and the No. 39006 "slide-action" coupling (in both steatite and bakelite insulation).

The No. 39006 "slide action" coupling permits longitudinal shaft motion, eccentric shaft motion and out-of-line operation, as well as angular drive without backlash.

The No. 39005 is similar to the No. 39001, but is not insulated and is designed for applications where relatively high torque is required. The steatite insulated No. 39001 has a special anti-backlash ball and socket grip feature, which, however, limits its serviceable operation to torques of six inch-pounds, or less. All of the above illustrated units are for 1/4" shaft and are standard production type units.

**JAMES MILLEN
MFG. CO., INC.**

MAIN OFFICE AND FACTORY
**MALDEN
MASSACHUSETTS**



Index of Advertisers

Allied Radio Corporation.....	67
American Phenolic Corp.....	58
American Radio Relay League, Inc.....	72
Ashe Radio Co., Walter.....	79
Astatic Corporation, The.....	91
Barker & Williamson, Inc.....	87
Belden Manufacturing Co.....	95
Breedlove, Bernard H.....	89
Burstein-Applebee Co.....	82
Candler System Co.....	86
Capitol Radio Eng. Institute.....	91
Chicago Transformer Co.....	62
Collins Radio Company.....	2
Commercial Radio Institute.....	93
Eitel-McCullough, Inc.....	65
Electro-Voice, Inc.....	61
Eldico of New York.....	77
Gardiner & Company.....	85
General Electric Co.....	1
Greenlee Tool Co.....	80
Hallicrafters Co., The.....	4, 7
Harrison Radio Corporation.....	84
Harvey Radio Company.....	69
Harvey-Wells Electronics, Inc.....	70
Henry Radio Stores.....	75
Hy-Lite Antennae, Inc.....	82
Instructograph Co.....	76
Jacobs, Charles F.....	89
Johnson Co., E. F.....	96
Knights Co., The James.....	85
Leeds Radio Co.....	73
Lettline Radio Mfg. Co.....	84
Lysco Manufacturing Co.....	78
Mallory & Co., P. R.....	59
Mass. Radio & Teleg. School.....	93
Millen Mfg. Co., The James.....	94
Motorola, Inc.....	88
National Co., Inc.....	57, 90, Cov. 111
New York YMCA Tr. & Tech. Schools.....	93
Ohmite Manufacturing Co.....	63
Overbrook Co., The.....	89
Petersen Radio Co.....	5
Port Arthur College.....	88
Precision Apparatus Co.....	60
Premax Products Co.....	66
RCA Institutes, Inc.....	93
Radio Corporation of America.....	Cov. IV
Radio Shack Corporation, The.....	71
Rocket Distributors, Inc.....	86
Signal Elec. Manufacturing Co.....	84
Simpson Electric Co.....	68
Srecco, Inc.....	85
Steinberg's, Inc.....	74
Teleplex Co.....	88
Television Engineering.....	89
Triplet Elec. Instrument Co.....	64
Turner Co., The.....	89
United Transformer Co.....	Cov. II
Valparaiso Technical Inst.....	93
Vesto Company, The.....	80
Vibroplex Co., The.....	93
Weston Laboratories.....	86
Wind Turbine Co.....	78
Workshop Associates.....	87
World Radio Laboratories.....	81

Be Sure of Your Installations — Get the *Aptitude-Tested* TRANSMISSION LINE

APTITUDE RATING No. 8225

Frequency (mc)	Attenuation Per 100 ft
100.	1.1
200.	1.7
300.	2.2
400.	2.7

For use with television and FM receiving antenna. Exceptionally low losses at high frequencies.

APTITUDE RATING No. 8235

Frequency (mc)	Attenuation Per 100 ft
100.	1.10
200.	1.73
300.	2.28
400.	2.74

For use with television and FM receiving antenna; also for low-power transmitting antenna.

You know what you are doing when you use Belden Transmission Line Cables—they're aptitude rated. They are designed from the start to provide desirable electrical characteristics, and rigid manufacturing control assures constant, unwavering quality.

You can safely put Belden Wire to work for you, and know for sure how it will perform. You can know, too, that it will have the stamina to stay loyally on the job for years. For trouble-free installations, specify Belden Radio Wires.

Belden Manufacturing Company
4021 W. Van Buren Street
Chicago 44, Illinois

APTITUDE RATING No. 8227	
Frequency (mc)	Attenuation per 100 ft
100.	4.1
200.	6.4
300.	8.4
400.	10.2

For use with television and FM antenna in extremely noisy locations.



APTITUDE RATING No. 8240	
Frequency (mc)	Attenuation per 100 ft
100.	4.10
200.	6.20
300.	8.00
400.	9.50

For use with radio frequency transmission video, test equipment, and pulse transmission.



Belden
Radio WIRE

The
Aptitude-Tested **LINE**

Highest Quality Tube Sockets . . .

JOHNSON LINE OFFERS YOU MORE

*through Better Design,
Finer Workmanship*



In selecting a tube socket for any application, it is wise to insist on quality if long, efficient service is your goal. Those who appreciate precise workmanship; superior design and quality components will readily appreciate why JOHNSON sockets are preferred by so many for such a wide variety of applications. Whether employing porcelain or steatite bases, there is none finer anywhere — at any price.

- 123-206 Industrial Bayonet, Steatite, Silver-plated beryllium copper contacts. Base is 4 pin super jumbo, 2 $\frac{5}{8}$ " x 3 $\frac{3}{8}$ "
- 123-209 Medium 4 pin bayonet, heavy phosphor bronze side wiping contacts. 2-13/16" Dia.
- 123-209SB Same as -209 but with Steatite base and beryllium copper contacts.
- 123-210 Similar to -209 except smaller diameter. 2 $\frac{1}{2}$ " Dia.
- 123-211 Standard 50 watt type. Double filament contacts, phosphor bronze. 3 $\frac{3}{8}$ " Dia.
- 123-211SB Same as -211 but with Steatite base and beryllium copper contacts.
- 123-216 Giant 5 pin Bayonet, phosphor bronze contacts. 3 $\frac{3}{4}$ " Dia.
- 123-216SB Same as -216 but with Steatite base and beryllium copper contacts.
- 124-213 For Eimac 152TL and 304TL.
- 124-214 For Eimac, with air cooling jet.
- 124-215 For 250 watt tubes such as 204A, 849, etc.

CERAMIC MINIATURE SOCKETS

- 120-267 7 pin.
- 120-277B 7 pin with shield base.

SHIELDS

- 133-278A 1 $\frac{3}{8}$ "
- 133-278B 1 $\frac{3}{4}$ "
- 133-278C 2 $\frac{1}{4}$ "

ACORN TYPE

- 121-265 Steatite. Mounting centers: 1-3/16".

SOCKET FOR 833 AND 833A


- 124-212 Steatite base. 5 $\frac{1}{8}$ " plate leads.

WAFER TYPES

Steatite, top and sides glazed. Brass contacts with steel springs, cadmium plated.

- 122-228 Octal socket. 122-226 6 pin. 122-224 4 pin.
- 122-227 7 pin medium. 122-225 5 pin. 122-217 7 pin small.
- 122-237 Giant 7 pin Steatite wafer. For tubes such as HK257 and RCA813.
- 122-247 7 pin Steatite for tubes such as 826.
- 122-244 4 pin Steatite. Super jumbo base tubes such as 8008.
- 122-101 7 pin Steatite wafer with shield. Designed for VHF use with tubes such as 832.
- 122-275 Giant 5 pin Steatite wafer socket. For 4-125A, RK48 tubes. Ventilation holes in base.

WRITE FOR COMPLETE CATALOG



JOHNSON *a famous name in Radio*
E. F. JOHNSON CO. WASECA, MINNESOTA

IT'S NEW! IT'S A NATIONAL!



SW-54

Sleek, Low-Priced Beauty is Most Compact General Coverage Receiver Ever Built!

Here is National's latest engineering triumph! A complete superheterodyne receiver covering all major broadcast and shortwave bands that is smaller than the average table radio! New design makes possible a standard of performance never before achieved in so compact a receiver!

COVERAGE: Entire frequency range from 540 kc. to 30 mc. Voice, music or code.


FEATURES: Sensitive and selective superhet circuit. Slide rule general coverage dial with police, foreign, amateur and ship bands clearly marked. Separate bandspread logging scale usable over entire range. Built-in speaker.

CONTROLS: Main tuning, Bandspread, On-Off and Volume, Receive — Standby, Bandswitch, AM-CW, Speaker-Phones.

TUBE COMPLEMENT: 12BE6, converter; 12BA6, CW osc.—IF amp.; 12AV6, 2nd det.-1st aud.—A. V. C.; 50C5, audio output; 35Z5, rectifier.


SIZE: 11" wide 7" high, 7" deep.

Prices slightly higher west of the Rockies.



USES MINIATURE TUBES AND UNIQUE BANDSPREAD DIAL

New miniature tubes make possible new sensitivity and performance. Unique plastic bandspread dial is adjustable to assure complete logging accuracy.





ALWAYS LOOK FOR THE RCA MONOGRAM ON THE
RED-BLACK-AND-WHITE CARTON

The most *Respected* package in Ham Radio

Nothing signifies tube dependability more than the familiar red-black-and-white carton displaying the RCA monogram. It is your guarantee of above-average quality in every RCA tube you buy.

There are several reasons why RCA tubes are particularly noted for their top performance and long life. First—no one knows better than RCA how to make tubes. Second—the tube types most used in amateur and commercial service are of RCA design . . . sub-

stantial proof of their performance capabilities. Third—in addition to designing new types as they are needed, RCA continues to improve the tube types in general use. Lastly—RCA's vast production and quality-control facilities are your assurance of the best tubes that money can buy.

To get all the tube power, performance, and life *you* pay for . . . buy genuine RCA tubes in the familiar red-black-and-white cartons from your local **RCA Tube Distributor**.



RADIO CORPORATION of AMERICA
ELECTRON TUBES

HARRISON, N. J.