

QST


May, 1952

40 Cents

45c in Canada


devoted entirely to

amateur radio



Published by THE NATIONAL ASSOCIATION OF AMATEUR RADIO OPERATORS, 1400 K STREET, N.W., WASHINGTON, D.C. 20004

IDEAS for modern STATION DESIGN



One of
a series

Electro-Voice


404 CARROLL STREET • BUCHANAN, MICHIGAN

Export: 13 E. 40th St., New York 16, U.S.A. Cables: Arlab

MICROPHONES • HI-FI-SPEAKERS • PHONO PICKUPS • TV BOOSTERS • TV DISTRIBUTION SYSTEMS

REDUCE DISTORTION!

Design your audio around
G.E.'s new 6BX7-GT Twin Triode!



MAKE SURE, in your new speech circuit, that your words get a break! Type 6BX7-GT, as Class A Amplifier, will help you reach the other fellow with crisp, clear talk that's readily understood.

TWO OF THESE G-E TUBES, arranged in push-pull parallel, will put out 10 watts with only 2½% harmonic distortion. Here's real aid toward superior phone transmission! In addition, the new 6BX7-GT offers you high-pervance design and transconductance of 7,600 micromhos. See your G-E tube distributor for the low price.

AND BY THE WAY . . . that record-player the XYL dotes on: next time you have it apart to improve the tone-quality, try a 6BX7-GT for the revamped circuit! You'll find the music benefits greatly.

SPECIAL FREE CHART! To help you apply the 6BX7-GT, write for an instructive chart of the tube's power output and distortion, plotted against load resistance. Address *Tube Department, Section 11, General Electric Company, Schenectady 5, New York.*

G-E MILESTONE: Tubes for Radio Voice Transmission

● As early as 1915, General Electric scientists were doing pioneer research on tubes to modulate h-f for radio voice transmission. That same year, G.E. designed and built a successful radio-telephone transmitter which operated from a-c. It contained all the fundamentals of a modern broadcast transmitter. Two were installed on U. S. battleships, and used in the 1916 spring Navy maneuvers . . . Basic experience like this is a priceless element of G.E.'s electronic design knowledge and manufacturing skill. These pay off for you in superior tube quality!

ELECTRONIC TUBES OF ALL TYPES FOR THE RADIO AMATEUR

GENERAL



ELECTRIC

166-1B5

exceptional features of the 75A-2

LINEAR CALIBRATION DIAL:


All divisions are same width. On the 160, 80, 40, 20 and 15 meter bands, each division equals 1 kc. The dial is accurate within 1 kc to 21.8 mc, and 2 kc between 26 and 30 mc after calibration. This all adds up to exceptional band spread and accurate dial setting.

NOISE LIMITERS:

The phone limiter is a series diode type that automatically adjusts the threshold of limiting to signal level for optimum performance. Can be turned on or off by front panel controls. The cw limiter is a shunt diode type following the first audio amplifier. Provides front panel control of limiting level. Limits both negative and positive peaks.

CRYSTAL FILTER:


Factory adjusted. Selectivity is variable in five steps from 4 kc at 6 db down to about 12 kc at 60 db down with selectivity knob at zero — crystal filter out. With selectivity knob at 4, bandwidth is approximately 200 cps at 6 db down and 6.5 kc at 60 db down.



WITH the Collins 75A-2 you'll pick out signals you've never been able to hear before. Two noise limiters, one for cw and one for phone, hold interference to below signal level. Nerve-wearing noise is reduced, and by clipping interference the limiters help you identify and copy otherwise unreadable signals.

For cw reception, highly stable BFO injection and an effective crystal filter give pinpoint selectivity with only slight loss in gain. Linear dial calibration, exclusive in the 75A-2, provides easy "resetability." These satisfying features have been designed with the respected Collins skill, and form part of the receiver that has friends throughout the world.

FOR THE BEST IN AMATEUR RADIO, IT'S . . .



COLLINS RADIO COMPANY, Cedar Rapids, Iowa

11 W. 42nd St., NEW YORK 18

1937 Irving Blvd., DALLAS 2

2700 W. Olive Ave., BURBANK



PUBLISHED, MONTHLY, AS ITS OFFICIAL ORGAN, BY THE AMERICAN RADIO RELAY LEAGUE, INC., AT WEST HARTFORD, CONN., U. S. A.; OFFICIAL ORGAN OF THE INTERNATIONAL AMATEUR RADIO UNION

STAFF

Editorial

A. L. BUDLONG, WIBUD
Editor

HAROLD M. McKEAN, WICEG
Managing Editor

GEORGE GRAMMER, WIDF
Technical Editor

DONALD H. MIX, WITS
BYRON GOODMAN, WIDX
Assistant Technical Editors

EDWARD P. TILTON, WIHQD
V.H.F. Editor

RICHARD M. SMITH, WIFTX
C. VERNON CHAMBERS, WIJEQ
Technical Assistants

ROD NEWKIRK, W9BRD/1
DX Editor

ELEANOR WILSON, WIQON
YL Editor

DOROTHY C. ARCHER
Production Assistant

WALTER E. BRADLEY, WIFWH
Technical Information Service

Advertising

LORENTZ A. MORROW, WIVG
Advertising Manager
Circulation

DAVID H. HOUGHTON
Circulation Manager

HARRY PASTON, WIDJV
HAROLD K. ISHAM, WIMFA
Assistant Circulation Managers

OFFICES

38 La Salle Road

West Hartford 7, Connecticut

TEL.: 3-6268 TWX: HF 88
Subscription rate in United States and Possessions, \$4.00 per year, postpaid; \$4.25 in the Dominion of Canada, \$5.00 in all other countries. Single copies, 40 cents. Foreign remittances should be by international postal or express money order or bank draft negotiable in the U. S. and for an equivalent amount in U. S. funds.

Entered as second-class matter May 29, 1919, at the post office at Hartford, Connecticut, under the Act of March 3, 1879. Acceptance for mailing at special rate of postage provided for in section 1102, Act of October 3, 1917, authorized September 9, 1922. Additional entry at Concord, N. H., authorized February 21, 1929, under the Act of February 28, 1925.

Copyright 1952 by the American Radio Relay League, Inc. Title registered at U. S. Patent Office. International copyright secured. All rights reserved. *Quedan reservados todos los derechos.* Printed in U. S. A.

INDEXED BY
INDUSTRIAL ARTS INDEX

—CONTENTS—

"It Seems to Us . . ." 9
Quist Quiz 10
Hamfest Calendar 10
Coming ARRL Conventions 10
The Truth About the Vertical Antenna
 B. W. Griffith, W5CSU 11
A 50-Mc. Transmitter-Receiver for Civil Defense
 Calvin F. Hadlock, WICTW 17
A Car-Mounted 10-Meter Beam
 Bert W. Matthews, WSOME 22
Happenings of the Month 24
21 Mc. with the Two-Control Bandpass Transmitter . . . 26
A Midget 50-Watter *Richard M. Smith, WIFTX* 27
Armed Forces Day — May 17th 31
The Wavelength Factor — II . . *Yardley Beers, W2AWH* 32
Tools and Tricks *Donald H. Mix, WITS* 36
How To Test and Align a Linear Amplifier
 Robert W. Ehrlich, W2NJR 39
On the Air with Single Sideband 44
The 6BQ7 on Six and Two
 C. Vernon Chambers, WIJEQ 46
In QST 25 Years Ago This Month 48
Tuning Two Meters on the Car Receiver
 James H. Creutz, W2PMQ 49
Technical Topics —
 " How's My Modulation? " 52
 Note on S.W.R. Measurement 53
 Eighteenth ARRL Sweepstakes Results 54
 YL News and Views 59
 Final Results — 5th Annual ARRL V.H.F. Sweepstakes . . 60
 The World Above 50 Mc. 61
 Preview — DX Contest High 'Phone Scores 64
 Feed-back 64
 How's DX? 65
 Hints and Kinks 68
 Silent Keys 69
 Results of the Novice Round-up 70
 Correspondence from Members 71
 Operating News 72
 With the AREC 76
 Station Activities 78

Military Performance

THE SX-73 COMMUNICATIONS RECEIVER

“A Gibraltar of Stability”

It is the ultimate in all-wave receivers . . . this jewel of precision craftsmanship! Refined in even the smallest detail, the SX-73 meets the tough military communications specifications.

Hallicrafters is proud to place its name on the SX-73.

PRECISION

SX-73

FRONT VIEW,
SX-73

HALLICRAFTERS • WORLD'S LEADING MANUFACTURER

and Dependability

Frequency Range:

540 kc to 54 Mc in six turret-selected bands.

20 tubes, including rectifier, voltage regulation and ballast tubes.

Dual conversion, 455 kc and 6 Mc crystal controlled.

Receiver type: Single superheterodyne in tuning ranges of 540 kc to 7.0 Mc and dual conversion on tuning ranges from 7.0 to 54.0 Mc.


Types of signals: AM, CW, MCW, ICW, and Carrier Shift Tele-typewriter.

Frequency calibration: 2 tenths of one per cent or less at all frequencies.

Image rejection: Not less than 80 db at any frequency.

Front panel controls: R.F. gain, AC on/off; b.f.o. pitch; audio gain; crystal phasing; selectivity; V.F.O./Crystal; crystal vernier; band selector; frequency; receiver/send; CW/modulation; A.G.C./manual; A.N.L./off; antenna adjust.

THE SX-73 COMMUNICATIONS RECEIVER



UNDERNEATH
VIEW, SX-73

Hallicrafters



OF PRECISION RADIO & TELEVISION

CHICAGO 24, ILL.


Section Communications Managers of the ARRL Communications Department

Reports Invited. All amateurs, especially League members, are invited to report station activities on the first of each month (for preceding month) direct to the SCM, the administrative ARRL official elected by members in each Section. Radio Club reports are also desired by SCMs for inclusion in QST. All ARRL Field Organization appointments are now available to League members. These include ORS, OES, OPS, OO and OBS. Also, where vacancies exist SCMs desire applications for SEC, EC, RM, and PAM. In addition to station and leadership appointments for Members, *all amateurs* in the United States and Canada are invited to join the Amateur Radio Emergency Corps (ask for Form 7).

ATLANTIC DIVISION			
Eastern Pennsylvania	W3BXE	John H. DuBois	4105 E. Elbridge St.
Maryland-Delaware-D.C.	W30MN	James W. John	29 Fawcett St.
Southern New Jersey	W2UCV	Lloyd L. Gainey	Hoffman Ave. & Marlon Pike
Western New York	W2SJV	Edward Graf	81 King St.
Western Pennsylvania	W3KWL	Ernest J. Hlinsky	509 Beechwood Ave.
CENTRAL DIVISION			
Illinois	W9KQL	H. F. Lund	3135 S. 5th St.
Indiana	W9DGA	Clifford C. McGuyer	1321 South Governor St.
Wisconsin	W9RQM	Reno W. Goetsch	929 S. 7th Ave.
DAKOTA DIVISION			
North Dakota	W0VKP	Everett E. Hill	1527 Fifth Ave., So.
South Dakota	W0RRN	J. W. Sikorski	1900 South Menlo Ave.
Minnesota	W0MNC	Charles M. Bove	1611 1/2 E. Lake St.
DELTA DIVISION			
Arkansas	W5DRW	Dr. John L. Stockton	P. O. Box 302
Louisiana	W5GHF	Robert E. Barr	Box 446
Mississippi	W5JHS	Norman H. Feehan	P. O. Box 491
Tennessee	W4AFI	D. G. Stewart	McAlice Drive
GREAT LAKES DIVISION			
Kentucky	W4KKG	I. W. Lyle, jr.	R. R. 3
Michigan	W8DLZ	Norman C. MacPhail	1340 Giddings, S.E.
Ohio	W8AJW	John E. Siringar	2972 Clague Rd.
HUDSON DIVISION			
Eastern New York	W2ILI	Stephen J. Neason	794 River St.
N. Y. C. & Long Island	W2DBJ	George V. Cooke	88-11 239th St.
Northern New Jersey	W2KED	Thomas J. Ryan, jr.	1092 Anna St.
MIDWEST DIVISION			
Iowa	W0PP	William G. Davis	3rd St.
Kansas	W0ICV	Earl N. Johnston	624 Roosevelt
Missouri	W0GBI	Clarence L. Arundale	1048 South Jefferson Ave.
Nebraska	W0KJP	Guy R. Bailey	133 North 38 St.
NEW ENGLAND DIVISION			
Connecticut*	W1HYF	Roger C. Amundson	RF1 4
Maine	W1PTL	Crestos K. Brackett	Goodrich St.
Eastern Massachusetts	W1ALP	Frank L. Baker, jr.	91 Thantic St.
Western Massachusetts	W1EOB	Victor W. Paounoff	702 Rogers Ave.
New Hampshire	W1INC	Norman A. Chapman	98 South St.
Rhode Island	W1C7H	Roy B. Fuller	17 Ledger Road
Vermont	W1FPS	Raymond N. Flood	2 Marlboro Ave.
NORTHWESTERN DIVISION			
Alaska	KL7NT	Glen Jefferson	938 3rd Ave.
Idaho	W71WU	Alan K. Ross	2105 Irene St.
Montana	W7KGJ	Edward G. Brown	421 Yellowstone Ave.
Oregon	W7MO	J. E. Roden	519 N.W. Ninth
Washington	W7CZY	Laurence Sebring	Route 2, Box 384
PACIFIC DIVISION			
Hawaii	KH6RU	John K. Sanders	c/o Mackay Radio & Telegraph Co. Inc., Box 2993
Nevada	W7BVZ	Carroll W. Short, jr.	1608 Arizona St.
Santa Clara Valley	W6LZL	Roy I. Couzin	7 Englewood Ave.
East Bay	W6JZ	Ray H. Cornell	909 Curtis St.
San Francisco	W6ATQ	R. F. Czelkowitz	243 Colon Ave.
Sacramento Valley*	W6CKV	Willie van de Kamp	4312 N. Box 492A
San Joaquin Valley	W6FYM	F. Howard Hale	741 E. Main St.
ROANOKE DIVISION			
North Carolina	W4DLX	J. C. Geaslen	1832 Logie Ave.
South Carolina	W4ANK	T. Hunter Wood	1702 North Khett Ave.
Virginia	W4FF	H. Edgar Lindauer	Route 1, Box 431
West Virginia	W8MCR	John T. Steele	
ROCKY MOUNTAIN DIVISION			
Colorado	W0TOZ	M. W. Mitchell	1959 Uinta St.
Utah	W7UTM	Floyd L. Hlnshaw	165 East 4th, North
Wyoming	W7HNI	A. D. Gaddis	P. O. Box 780
SOUTHEASTERN DIVISION			
Alabama	W4GJW	Dr. Arthur W. Woods	2819-16th Place, South
Eastern Florida	W4FWZ	John W. Hollister	3809 Springfield Blvd.
Western Florida	W4MS	Edward J. Collins	1003 E. Mount St.
Georgia	W4ZD	James P. Born, jr.	25 First Ave., N.E.
West Indies (Cuba-P.R.-V.I.)	KP4DJ	William Werner	563 Ramon Llovet
Canal Zone	KZ5AW	Everett R. Kimmel	Box 264
SOUTHWESTERN DIVISION			
Los Angeles	W6ESR	Samuel A. Greenlee	1791 Sepulveda Blvd.
Arizona	W7MID	Jim Kennedy	4511 N. 8th St.
San Diego	W6VYM	Mrs. Ellen White	3677 Wightman St.
WEST GULF DIVISION			
Northern Texas	W5BKH	William A. Green	1834 University Blvd.
Oklahoma	W5GVV	Jesse M. Langford	2005 W. Oklahoma, Ct.
Northern Texas	W5FJF	Dr. Charles Fermaglich	618 Medical Arts Bldg.
New Mexico	W5NXX	Robert W. Freyman	3255-40th St.
MARITIME DIVISION			
Maritime (Nfld. & Labr. att.)	VE1DQ	A. M. Croft	69 Dublin St.
ONTARIO DIVISION			
Ontario	VE3IA	G. Eric Faruhaar	16 Emerald Crescent
QUEBEC DIVISION			
Quebec	VE2GL	Gordon A. Lynn	R.R. No. 1
VALNTA DIVISION			
Alberta	VE6MJ	Sydney I. Jones	10706-57th Ave.
British Columbia	VE7US	Wilt Moorhouse	524 Regina Ave.
Yukon			
PRAIRIE DIVISION			
Manitoba	VE4AM	A. W. Morley	26 Lennox Ave.
Saskatchewan	VE5HR	Harold R. Horn	1044 King St.
			Philadelphia 35 Kensington, Md. Merchautville Tonawanda Parrell
			Springfield Evansville 13 Wausau
			Fargo Sioux Falls Minneapolis 7
			Siloam Springs Springhill Gulfport Fountain City
			Jeffersontown Grand Rapids Cleveland 16
			Troy Bellrose 6, L. I. Elizabeth 4
			Mitchellville Topeka Springfield 4 Omaha 3
			Ridgefield Bingham North Quincy 71 West Springfield Concord East Greenwich Brattleboro
			Anchorage Boise Billings Pendleton Everett
			Honolulu
			Boulder City Los Gatos Albany 6 San Francisco 12 Chicago Turlock
			Charlotte North Charleston Annandale Milburn
			Denver 7 Bountiful Gillette
			Birmingham 3 Jacksonville Pensacola Atlanta Urb. Truman, Rio Piedras, P. R. Gamboa, C. Z.
			Manhattan Beach Phoenix San Diego
			Abilene Enid Houston 2 Los Alamos
			Halifax, N. S.
			Burlington, Ont.
			Ste. Genevieve de Pierrefonds, P. Q.
			Edmonton, Alta. Lulu Island
			St. Vital Saskatoon

* Officials appointed to act temporarily in the absence of a regular official.

...Spots Before Your Eyes



Oh me! Oh me! What will my frequency be? Do you have spots before your eyes and kilocycles on the brain? The best cure for instability—sometimes known as "where-am-I-hope-it's-in-the-band"—is positive CRYSTAL CONTROL WITH PRs! Yes, PR Precision CRYSTALS give you peace of mind, because when you have a PR in your rig you KNOW WHERE YOU ARE . . . and your friends do, too! You can get PRs at your jobber's for the exact frequency you want (integral kilo-

cycle) within amateur bands at no extra cost! Tens of thousands of amateurs all over the world use and boost PR Precision CRYSTALS for accuracy, stability, low cost, dependability and activity. They're unconditionally guaranteed.

20 METERS, Type Z-3, \$3.75 • 40, 80 AND 160 METERS, Type Z-2, \$2.75

PR

Crystals



Since 1934

USE **PR** AND KNOW WHERE YOU ARE

PETERSEN RADIO COMPANY, INC.
2800 W. BROADWAY • COUNCIL BLUFFS, IOWA

THE AMERICAN RADIO RELAY LEAGUE, INC.,

is a noncommercial association of radio amateurs, bonded for the promotion of interest in amateur radio communication and experimentation, for the relaying of messages by radio, for the advancement of the radio art and of the public welfare, for the representation of the radio amateur in legislative matters, and for the maintenance of fraternalism and a high standard of conduct.

It is an incorporated association without capital stock, chartered under the laws of Connecticut. Its affairs are governed by a Board of Directors, elected every two years by the general membership. The officers are elected or appointed by the Directors. The League is noncommercial and no one commercially engaged in the manufacture, sale or rental of radio apparatus is eligible to membership on its board.

"Of, by and for the amateur," it numbers within its ranks practically every worth-while amateur in the nation and has a history of glorious achievement as the standard-bearer in amateur affairs.

Inquiries regarding membership are solicited. A bona fide interest in amateur radio is the only essential qualification; ownership of a transmitting station and knowledge of the code are not prerequisite, although full voting membership is granted only to licensed amateurs.

All general correspondence should be addressed to the administrative headquarters at West Hartford, Connecticut.



Past Presidents

HIRAM PERCY MAXIM, W1AW, 1914-1936
EUGENE C. WOODRUFF, W8CMP, 1936-1940

• • • • •

Officers

President GEORGE W. BAILEY, W2KH
1 East 79th St., New York 21, N. Y.

Vice-President WAYLAND M. GROVES, W5NW
P.O. Box 586, Odessa, Texas

Vice-President FRANCIS E. HANDY, W1BDI
38 LaSalle Road, West Hartford, Connecticut

Secretary A. L. BUDLONG, W1BUD
38 LaSalle Road, West Hartford, Connecticut

Treasurer DAVID H. HOUGHTON
38 LaSalle Road, West Hartford, Connecticut

• • • • •

General Counsel PAUL M. SEGAL
816 Connecticut Ave., Washington 6, D.C.

Assistant Secretaries JOHN HUNTOON, W1LVQ
RICHARD L. BALDWIN, W1IKE HARRY PASTON, W1DJV
38 LaSalle Road, West Hartford, Connecticut

DIRECTORS

Canada

ALEX REID VE2BE
240 Logan Ave., St. Lambert, P. Q.
Vice-Director: William W. Butchart VE6LQ
10740 107 St., Edmonton, Alta.

Atlantic Division

ALFRED C. HECK W3GEG
515 Cedar Ave., Sharon, Pa.
Vice-Director: Charles O. Hadgett W3LVF
725 Garden Road, Glenside, Pa.

Central Division

WESLEY E. MARRINER W9AND
844 N. Galena Ave., Dixon 7, Ill.
Vice-Director: Charles F. Reberg W9MVZ
3900 W. 10th Ave., Gary, Ind.

Dakota Division

GOODWIN L. DOSLAND W0TSN
Moorhead, Minn.
Vice-Director: Alfred M. Gowan W0PHR
325 S. Menlo Ave., Sioux Falls, S. D.

Delta Division

JAMES W. WATKINS W4FLS
220 N. Howell Ave., Chattanooga, Tenn.
Vice-Director: George S. Acton W5BMM
Plain Dealing, La.

Great Lakes Division

JOHN H. BRABB W88PF
117 Ford Bldg., Detroit 26, Mich.
Vice-Director: Harold E. Stricker W8WZ
247 W. 5th St., Marysville, Ohio

Hudson Division

JOSEPH M. JOHNSTON W2SOX
423 Monmouth Ave., Bradley Beach, N. J.
Vice-Director: George V. Cooke, Jr. W2OBU
88-31 239th St., Bellerose 6, L. I., N. Y.

Midwest Division

WILLIAM J. SCHMIDT W6OZN
306 S. Vassar, Wichita, Kansas
Vice-Director: James E. McKim W9MVG
1404 S. Tenth, Salina, Kansas

New England Division

PERCY C. NOBLE W1BVR
37 Broad St., Westfield, Mass.
Vice-Director: Frank L. Baker, Jr. W1ALP
91 Atlantic St., North Quincy 71, Mass.

Northwestern Division

R. REX ROBERTS W7CPY
837 Park Hill Drive, Billings, Mont.
Vice-Director: Karl W. Weingarten W7BG
3219 N. 24th St., Tacoma 7, Wash.

Pacific Division

KENNETH E. HUGHES W6CIS
810 W. Orange Ave., So. San Francisco, Calif.
Vice-Director: Richard F. Czelkowitz W6ATO
243 Colon Ave., San Francisco 12, Calif.

Roanoke Division

WILLIAM H. JACOBS W4CVQ
Route 6, Raleigh, N. C.
Vice-Director: Gus M. Browning W4BPD
135 Broughton St., S. E., Orangeburg, S. C.

Rocky Mountain Division

FRANKLIN K. MATEJKA W0DD
P. O. Box 212, Estes Park, Colo.
Vice-Director: Ramon S. Walker W0OWP
P. O. Box X, Brush, Colo.

Southeastern Division

LAMAR HILL W4BOL
104 Myrtle, Cochran, Ga.
Vice-Director: Ernest W. Jarr W4GOR
911 Rosemary Ave., SW, Atlanta, Ga.


Southwestern Division

JOHN R. GRIGGS W6KW
10412 Don Pico Rd., RFD 2, Spring Valley, Calif.
Vice-Director: Walter R. Joos W6EKM
1315 N. Overhill Drive, Inglewood 3, Calif.

West Gulf Division

A. DAVID MIDDLETON W5CA
9 Kay Road, Tularas, N. M.
Vice-Director: Frank E. Fisher W5AHT/AST
104 E. 11th, Pawhuska, Okla.

"It Seems to Us..."



21 MC.—A CHEER AND A CAUTION

Yippee!
Hot Dawg!!
Geronimo!!!

These exclamations and a couple of others echoed down the corridor at 38 La Salle Road when FCC via telephone informed Hq. of the proposed opening of the new 21-Mc. band May 1st — the culmination of many months' conference attendance, and government and industry meetings. It is five years to the month since the start of the Atlantic City conference which earmarked 21,000–21,450 kc. for amateur use, and we think those joyful exclamations are not out of order as a climax to five years of playing the role of expectant father pacing the floor in the anteroom.

It's going to be a good band. Despite the unfavorable conditions presently characterizing the higher frequencies, 21 Mc. should provide quite a few openings this summer during a good portion of the day. And, as the sunspot cycle curve starts upward again, the band should improve rapidly and become a worldwide DX channel combining the characteristics of 14 and 28 Mc. and perhaps therefore a more desirable spot than either. Yes, it's going to be a good band.

It's also going to be a bad 'un, in one respect. We mean from the TVI standpoint, in case you hadn't guessed. It's a short, sad story. Several years ago — before TV broadcasting got started but after the U. S. announcement of plans for a 21-Mc. amateur band — television receiver manufacturers were casting about for a standardized intermediate frequency. Despite dire warnings from the American Radio Relay League, the industry chose 21.25–21.9 as the sound-channel i.f. — right smack in the proposed 21-Mc. band. Our protests were to no avail; there was no television broadcasting, only experimental TV receivers — "TVI" was a term yet to be coined, and its prospect then struck no particular fear into the hearts of the manufacturers. There was no 21-Mc. band, and therefore no way to prove our point. So some millions of sets were produced with the 21-Mc. i.f.

Anticipating trouble, in 1948 ARRL worked out with Phil Rand, W1DBM, a series of tests of potential interference from 21-Mc. transmissions; FCC, at our request, provided an experimental license, K2XBH. Exhaustive tests¹ showed conclusively that television receivers using an i.f. of 21.25 Mc. were simply snowed under, even several miles away; those using 21.7 or 21.9 Mc. had very little or no difficulty, even at short distances. The remedy for the millions of existing TV receivers with 21.25-Mc. (or thereabouts) i.f. is, obviously, realigning to 21.9 Mc. (or at least above 21.45 Mc.), and possibly a high-pass filter. Coöperation of RCA and others during the tests showed that this works. Any competent serviceman can do the alignment job.

The bright spots in the picture — and that's no pun — are twofold: One is that in the last couple of years manufacturers, plagued with interference problems from many sources, have pretty well shifted their standard i.f. to the 40-Mc. region, so that current sets shouldn't have any appreciable difficulty. The second, concerning older sets with the 21-Mc. channel, is that for once the position of the amateur station and the TV receiver is reversed — for once the first place to start looking for the gremlin is not the transmitter, but the receiver.

It's our job — yours and mine — to see that this indeed becomes the case. Not in an attitude of "we told you so" — the industry now knows the problem as well as the rest of us; it is, generally, also aware of its responsibility in this particular phase of TVI. We'll be in touch with the companies involved. But it's a long route from the chief engineer or service manager to the individual dealer-serviceman, and although that gap is being gradually closed by a number of steps in process within the industry concerning TVI matters, it all adds up to another task for you in local coöperation. This time your tools are not by-pass condensers and shielding, but public relations and coöperation with local service organizations while *they* make equipment adjustments. And this again underscores the desirability of getting a community interference committee into action as quickly as possible.

¹ Grammer, "TVI from 21 Mc.," *QST*, December, 1948, p. 20.

COMING A.R.R.L. CONVENTIONS

June 14th — New England Division, Springfield, Mass.

June 14th-15th — Rocky Mountain Division, Estes Park, Colo.

June 28th-29th — West Gulf Division, Corpus Christi, Texas.

July 4th-6th — Pacific Division, San Francisco, Calif.

Strays

A current catalog describes a TV antenna that "provides high gain on all channels." W9LQE wonders if he could get one that would discriminate against the prevailing low grade of "corn."

— . . . —

DX on 10 'phone can be tricky stuff. W1NOF found a good location for it on a sandy beach. It took W1NER's radio assistance and an AAA tow truck to pull him back into the band.

— . . . —


For two days preceding the Memorial Day 500-Mile Auto Race, Indianapolis hams will be on the air to direct incoming mobile hams to any point in the city they may wish to reach. If possible, instructions will also be furnished for reaching hotels or other quarters.

— *Indianapolis Radio Club*

— . . . —

Our April "Happenings of the Month" column, reporting on the reestablishment of RTMA's Amateur Radio Activities Section, erroneously listed the call of Vice-Chairman W. J. Halligan, sr., president of Hallicrafters, as ex-W9WZE. The "ex" was a mistake — Bill has his W9WZE call in active standing.

— . . . —



The Henry Ford Museum at Dearborn, Michigan, contains an impressive display — "Words on Wings" — which traces the development of principal systems of communications. A feature of the exhibit is the 1914 spark transmitter of 8FX, one of Detroit's pioneering amateur stations, shown being examined by ARRL Communications Manager F. E. Handy, W1BDI, and Vernon G. Dameron, W8HGA, Director of Education of the Henry Ford Museum and Greenfield Village.

OPENING AT A.R.R.L. HQ.

ARRL has an opening on its Hq. staff for a qualified young amateur to perform junior administrative work, involving things such as membership correspondence on a variety of subjects, some preparation of copy for *QST*, some publicity and promotional work, compilation of statistics, etc., and eventually additional responsibilities such as club contact travel. Essential qualifications: age 20-25; personable; several years active amateur experience; ability to assimilate background data on various aspects of amateur and League affairs; ability to express self well both orally and in correspondence; good typist. Desirable additional qualifications would include: single; club or other local organizational experience; some journalistic background even if only editorship of club newssheet. Starting salary around \$3000, substantially higher for outstanding qualifications. If interested and qualified, write to Box A, ARRL, 38 La Salle Road, West Hartford 7, Conn., giving age, education, amateur experience, past and present employment if any, and additional details dealing with aspects mentioned above.

HAMFEST CALENDAR

CALIFORNIA — Sunday, May 25th, at Verdugo Park, Glendale — the third annual picnic of the Los Angeles Council of Radio Clubs, sponsored this year by the San Fernando Valley Radio Club. Special awards, including one for the gals. Also games and prizes for the children. Transmitter hunts on 75, 10 and 2 meters. Bring your own lunch (we furnish the coffee) and come early.

OHIO — Saturday, May 3rd, at Leon's Restaurant, E. Tallmadge Ave. and Brittain Rd., Akron — the 25th anniversary banquet of the Buckeye Short Wave Radio Association. Chicken or steak dinner at \$2.50 per plate or \$3.00 family style. Make reservations with Bud Ports, W8LBH, 827 Kickapoo Ave., Akron 5.

TEXAS — Friday through Sunday, May 9th-11th, at the Blue Bonnet Hotel in Kerrville — the seventh annual convention of the South Texas Emergency Net. The suppression of TVI will be one of the main topics of discussion, and there will be transmitter hunts and other contests. There will be a banquet on Sunday evening. The registration fee is \$2.50. Pre-register with Cedrig Toler, Blue Bonnet Hotel, Kerrville. Hotel or Court reservations may also be arranged.

Quiz Quiz

A recently acquired an r.f. ammeter and installed it in the feed line to his antenna. To his chagrin, he finds that maximum output, as indicated by the r.f. ammeter, does not coincide with the plate-tuning dip indicated by the milliammeter in the plate circuit of his 807 output stage. His friend B tells him not to worry, that the ammeter is the best indication of proper tuning for maximum output, but A feels that something is wrong with his rig, since he always tuned it up on the plate-current dip. Who is right?

(Please turn to page 51 for the answer)

The Truth About the Vertical Antenna

Measured and Calculated Performance Compared with an Ideal Horizontal Antenna

BY B. W. GRIFFITH,* W5CSU

MANY WORDS have been written and spoken on the subject of antennas, yet the utility of the vertical antenna for the lower amateur frequencies still remains a ripe subject for argument. It is not the intent of this article to attempt to settle the controversy, but rather to provide some ammunition. There are presented herein data, both calculated and measured, which have been accumulated during several years of actual operation of a vertical antenna in the amateur bands; it is hoped that the information will be of value to those who are interested in determining the real value of this type of antenna.

The factors which must be considered in studying an amateur antenna system are generally these:

1) Will it produce a usable signal over a large area in competition with QRM?

2) Is its appearance acceptable at your location?

3) Is the cost reasonable?

4) Is it suitable for multiband operation?

5) Is it a good receiving antenna?

6) Will it be disabled mechanically or electrically by wind or ice?

7) What is its effect regarding BCI-TV?

8) Does it present a personal hazard?

9) Does it present a lightning hazard?

10) Is excessive space required?

11) Is it difficult to construct?

12) Are serious difficulties involved in obtaining correct adjustment?


The application of these questions to the vertical antenna is the purpose of this article. In order that the investigation of the antenna be in sufficient detail to be informative, the present discussion is limited to its performance in the 75-meter band. Some information concerning impedance matching and comments on the performance in other bands are included, but the presen-

tation of actual data on operation in other bands is beyond the scope of this article.

Specific Type of Antenna Studied

The antenna considered here is a vertical conductor whose base is at the surface of the earth. The radiator is insulated from the ground at the base, and is series excited. In the particular antenna used at W5CSU, the radiating element consists of 40 feet of 4-inch galvanized iron down-spouting, soldered at the joints and guyed at the center and near the top. Guy wires of No. 12 copperweld, insulated at 12-foot intervals and spaced 120°, have successfully held the antenna through five years of violent Texas windstorms and winter ice.

The base of this mast rests on a Pyrex transmission-line insulator, which in turn rests on a sturdily-built copper-covered wooden pedestal about 2 inches above the ground and about 6 inches square.



The vertical antenna at W5CSU, constructed of 4-inch down-spouting, is 40 feet high and is usable on 20, 40 and 80 meters.

*6502 Wofford Drive, Dallas 17, Texas.

• No one antenna will do all sorts of jobs equally well, and to ask if one system is "better" than another frequently is nothing more than posing a meaningless question. This article compares vertical and horizontal antennas for 75-meter operation and gives facts based on calculations, measurements and observation. Whether the vertical or horizontal best suits your particular objectives is something you will be able to decide after reading it.

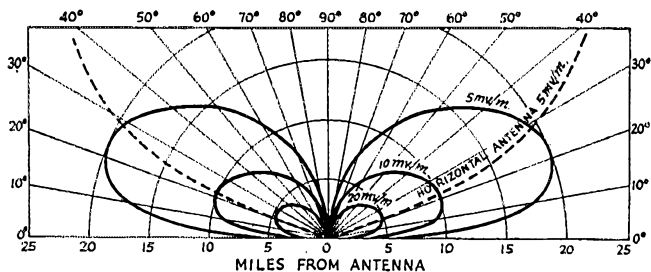


Fig. 1—Field intensity vs. vertical angle for lossless vertical and horizontal antennas over perfectly-conducting earth. Field intensities are calculated for 1-kw. input to Class C final amplifier. The shape of the vertical-plane pattern of the horizontal antenna will depend somewhat on the azimuthal direction, but the variations are not significant at the high angles for which this antenna is most useful at 4 Mc.

The current flowing in the ground near such a vertical antenna will cause considerable power dissipation in the form of heat, unless ground wires are provided to reduce the resistance. These wires must follow the lines of current flow and so must proceed radially from the tower base. A system of wires of this type is known as a "radial ground system." Broadcast-station antennas are commonly installed with 90 to 120 or more such radials extending $\frac{1}{4}$ to $\frac{1}{2}$ wavelength from the tower. For amateur purposes, however, it is not necessary to go to such lengths to obtain reasonably efficient operation. The antenna at W5CSU is operated with a ground system of 16 radials varying between 25 and 40 feet in length as limited by the dimensions of the lot. It has been operated with only 8 radials with good success. The radials are No. 14 wires buried about two inches below the surface (an axe was found to be the best tool for making the trenches). Either enameled or bare wire may be used. The wires may even be laid on the surface, as their capacitance to ground allows satisfactory operation, but this is not suitable as a permanent installation for obvious reasons. The radial ground wires are soldered to the edge of the copper sheet which covers the antenna pedestal.

Questions now arise: Is a pipe driven into the earth a good ground for a vertical antenna? No, because the earth losses in the absence of the radial wires would be equivalent to a loss resistance in the order of some 50 ohms, and who wants to put a 50-ohm resistor in series with his antenna?

Another question: Does a water pipe make a good ground? Only if it runs radially out from the tower base. Then it will be equivalent to one radial wire.

How good is the system of 16 radials described above? The calculated radiation resistance of this tower at 4 megacycles is 12.0 ohms. Its measured resistance is 19.6 ohms. This is taken to indicate that the ground-system resistance is in the vicinity of 7.6 ohms, so that the radiation efficiency of the antenna at 4 megacycles is about 61 per cent. This means that the radiated signal will be 2 decibels lower than its value with a per-

fect ground system. It is probable that with the addition of more radial wires the ground resistance could be brought to less than 3 ohms.

The choice of 40 feet for the antenna height was based mainly on the consideration of its being useful in several bands. The height chosen is approximately 0.16 wavelength in the 80-meter band, which is the shortest with which reasonable efficiency can be realized, and 0.58 wavelength in the 20-meter band, which is the longest that can be used without wasting radiation at high vertical angles. This height therefore allows efficient operation

in the 80-, 40-, and 20-meter bands. The radiation efficiencies on 40 and 20 are higher than on 80.

Comparison with Horizontal Antenna

The standard to which the vertical is compared is a half-wave horizontal antenna $\frac{1}{4}$ wavelength above ground. Since a half-wave dipole (some 125 feet long) is a difficult thing to fit into an average city lot, and particularly hard to raise $\frac{1}{4}$ wavelength (62 feet or so) above ground, the average amateur antenna will not give as good results as the standard selected. The actual antenna is usually a compromise of questionable efficiency. Thus the comparison to follow is more favorable to the horizontal antenna than would be expected in practice.

The field intensity in any given direction from an antenna is proportional to the square root of the applied power. The calculated antenna patterns and coverage discussed are based on the assumption of 1000 watts input to a Class C final amplifier, with appropriate allowance for transmission losses.

Under these conditions, the theoretical vertical-plane patterns of the vertical and horizontal antennas over earth of perfect conductivity are shown in Fig. 1. The values plotted are the field intensity in millivolts per meter at a distance of 1 mile. These values assume 100 per cent efficiency (no losses) in both antennas.

Fig. 1 is not directly usable because the actual antennas are not 100 per cent efficient as radiators and the earth is far from a perfect conductor. However, the theoretical values form a starting point for calculating the actual behavior.

Fig. 1 shows that most of the radiation from the horizontal antenna goes out at very high angles. Only a small portion of the power is dissipated in the earth. With the vertical antenna the preponderance of radiation is at quite low angles. This low-angle radiation, within the first few miles from the antenna, is intimately tied in with and is a part of the surface wave or "ground" wave. As this wave travels over the imperfectly-conducting earth, energy is drained away and dissipated as heat in the earth. Although this

attenuates the surface wave and the radiation at very low angles, the earth cannot remove much energy from that part of the signal which is already at a great height above ground. The vertical pattern at considerable distances from the antenna thus takes on a shape similar to that shown in Fig. 2. Here it may be seen that the maximum effective radiation from the vertical antenna occurs at an angle considerably above the horizon.

The rate at which the surface wave and low-angle radiation diminishes is determined by the characteristics of the soil over which the signal is traveling. The computations involved in the determination of Fig. 2 are not presented here but the method of calculating these factors will be found in an article by K. A. Norton.¹ The values shown were computed for soil conditions existing in the vicinity of Dallas, Texas, and the surface-wave intensity was checked by the field-intensity measurements presented in Fig. 4 and discussed later.

Soil conductivity varies greatly in different parts of the country. A map in the FCC *Standards of Good Engineering Practice for Broadcast Stations* shows the soil conductivity over the United States, and similar maps have also been prepared for Canada and Mexico. Only the soil within about 15 miles of the transmitter affects appreciably the vertical-pattern characteristics of the vertical antenna.

Wet soil is not necessarily indicative of high conductivity. The presence of water, with its high dielectric constant, materially reduces the depth to which currents penetrate in the earth, thereby reducing the cross-sectional area through which current flows. Many dry soils exhibit higher r.f. conductivity than moist soils. Salt water marshes, however, show extremely high conductivity.

Fig. 2 assumes 1000 watts input to the final amplifier, with 61 per cent efficiency for the vertical antenna and 95 per cent efficiency for the horizontal antenna. The contours of equal signal show how the signal shapes up as it departs from the antenna, and we can guess from this its probable final form at great distances.

Take first the horizontal antenna. Its maximum signal is radiated directly overhead, diminishing at lower angles. In the daytime, the signal fired directly up is returned, let us say, by the F_2 layer,² arriving back at the local area of the transmitter with a field intensity of about 500 microvolts per meter after having made a 300-mile trip and having passed through the D , E and F_1 layers. Owing to the vertical incidence on these layers, the absorption is small and the intensity therefore almost follows the inverse-distance law. This accounts for the practically constant field in-

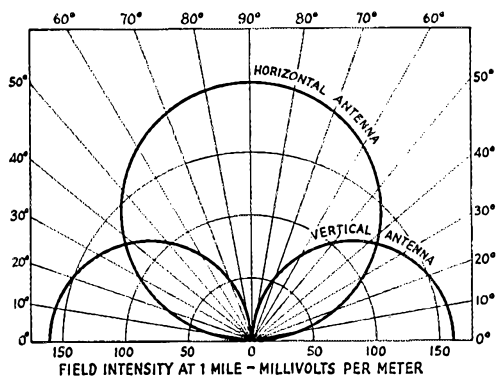


Fig. 2 — Calculated vertical-radiation contours of the W5CSU antenna, described in the text, in comparison with a half-wave horizontal antenna one-quarter wave high; one-kilowatt input to final amplifier. The curves for the vertical antenna are based on field strengths measured along the ground.

tensity observed for a number of miles around the transmitter. Beyond about 30 miles, the signal decreases rapidly because of the increasing distance traveled to the ionosphere and back and because the received radiation is coming from progressively lower angles in the antenna's vertical pattern. A particularly rapid reduction of signal strength with distance is apparent in the daytime because of the rapid increase in signal absorption by the lower ionospheric layers as the angle of incidence deviates from the vertical. At night this absorption disappears, allowing the signal to be transmitted to greater distances. Occasionally at night, especially during sunspot minima, the ionosphere will not reflect 4-Mc. signals at near vertical incidence, thus making it impossible to produce a readable signal at a distance nearer than perhaps 150 miles. This is the "skip-distance" effect which is so disastrous to emergency communications during the night hours.

The expected nighttime signal of the horizontal antenna is shown in Fig. 3, determined by computing the root-sum-square values of signals arriving by one-hop, two-hop, three-hop, etc., transmission, assuming a loss of 3 db. due to absorption and scattering at each ground reflection. This approximates rather well the actual condition of nighttime transmission with the F_2 layer reflecting the signals from a height of about 220 miles.

The propagation from the vertical antenna behaves in a rather different manner. Since there is practically no radiation at angles near the vertical, the coverage within about 30 miles of the station is purely by means of the surface wave. This produces a signal of constant intensity day and night. At about 30 miles the reflected signal from the ionosphere, when applicable, is approximately equal to the ground wave, and exceeds it at greater distances. This is because the attenuation of the ground wave is much greater than that of the nighttime skywave. As

¹ Norton, "The Calculation of Ground-Wave Field Intensity Over a Finitely Conducting Spherical Earth," *Proc. I.R.E.*, December, 1941.

² The actual reflection may occur at the E , F_1 or F_2 layer, depending on the ionization, which in turn depends on latitude and the sunspot cycle.

the distance increases, the skywave signal remains fairly constant for some hundreds of miles, since the received signal is coming from progressively lower and therefore stronger parts of the antenna's vertical pattern. Finally, because of the great distance and the shape of the vertical pattern, the signal drops off to unusable values. The calculated performance of the vertical antenna is likewise plotted in Fig. 3.

It is interesting to note that in the absence of the skywave, as in daytime or at times when high-angle radiation is not returned from the ionosphere, the ground wave is thoroughly usable out to a distance of about 100 miles, producing a signal of some 10 microvolts per meter at that distance. This means that the vertical antenna can be relied upon to maintain emergency communications within a 100-mile radius during those late night periods when the horizontal antenna is tragically useless.

An occasional but unreliable transmission of daytime skywave signals over distances of some 1000 miles has been observed from the vertical antenna. This effect is possibly due to reflection from the *E* layer, as the relatively intense radiation at low angles may make this mode of transmission possible.

Fig. 3 shows that for the normal nighttime conditions the signal from the horizontal antenna

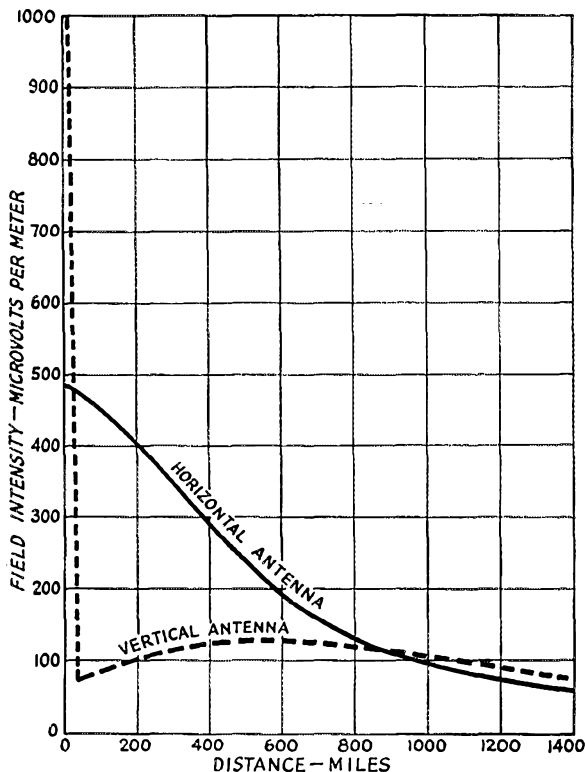


Fig. 3 — Computed field intensities of W5CSU vertical antenna and of ideal horizontal antenna, assuming *F*₂-layer reflection (nighttime) and 3 db. loss at each earth reflection.

will exceed that from the vertical out to a distance of some 850 miles, with the exception of the vertical antenna's ground-wave coverage. Beyond 850 miles the vertical antenna's signal is superior. This presentation may be somewhat unfair to the vertical, since it is being compared with a horizontal of 95 per cent efficiency, 62 feet in the air, and in the clear. It is doubtful that many amateur antennas meet these specifications. The signal from an average amateur horizontal antenna would probably be less than shown, and thus would drop below that of the vertical at a considerably shorter distance. The signal for the vertical has been computed from actual field-intensity measurements of the W5CSU antenna, and therefore has been reduced by the actual losses to which the antenna is subject in an average city lot. These measurements, which determine the character of the surface wave, were made along a straight line extending out from the antenna a distance of some 22 miles and are shown in Fig. 4. The instrument used was an RCA type TMV-75-B field-intensity meter. Comparison with the theoretical attenuation shows that about 400 watts is actually radiated. This is in good agreement with the efficiency figures previously given, which were based on impedance measurements of the antenna.

Measurements of the W5CSU signal at Tulsa, Oklahoma, a distance of 236 miles, on two successive nights in June, 1950, showed the median value of the signal to be from 2 to 3 times the computed value for this distance. This probably indicates that most of the signal was arriving via sporadic-*E* reflection, which is common during summer months. As this low layer would propagate signals at this distance with an angle of departure of some 25 degrees, it is seen that the vertical antenna would be favored in this type of transmission.

Impedance Matching

Measurements with a General Radio type 916A r.f. bridge show the impedance at the base of the W5CSU antenna to be as follows:

Frequency in Kc.	Resistance in Ohms	Reactance in Ohms
1900	9.8	- 460
3500	15.2	- 178
3990	19.6	- 130
7200	113	+ 153
14,400	120	- 64

The recommended connections for matching this antenna to a 52-ohm coaxial line are given in Fig. 5. For operation in the 75-, 40-, and 20-meter bands, the coil *L* should be 8 turns of 1/4-inch copper tubing, 6 inches in diameter and 6 inches long, with the taps placed approximately 3 turns from each end. The capacitor *C* for 40-meter

operation should be 200 or 250 $\mu\text{fd.}$, and should be able to carry 5 amp. r.f. for operation at 1 kilowatt. It is possible, with only a slight compromise in match, to find a single tap position that provides satisfactory coupling for both the 75- and 20-meter bands, thus making it unnecessary to visit the base of the tower in changing frequency between these two bands.

For the lower-frequency part of the 80-meter band the coil should be increased to 9 turns, with the other adjustments unaffected. Provision for either using or not using one or two turns of the coil will, of course, provide the greatest range of frequencies in the 75-80-meter band.

For operation in the 160-meter band the coil should consist of approximately 21 turns of wire, 6 inches in diameter and 7 inches long, or some other inductor having an inductance of about 40 microhenrys, with the center conductor of the coaxial line tapped only one or two turns from the ground end. The coil will have to carry some 8 amperes for 1-kw. operation, so should be wound of No. 8 wire or equivalent.

Operation in the 40-meter band may be accomplished with the 160-meter coil connected, using the capacitor as before; 20-meter operation is, however, not advisable.

It must be pointed out that the impedance and matching information given here apply only to a cylindrical tower 4 inches in diameter and in-

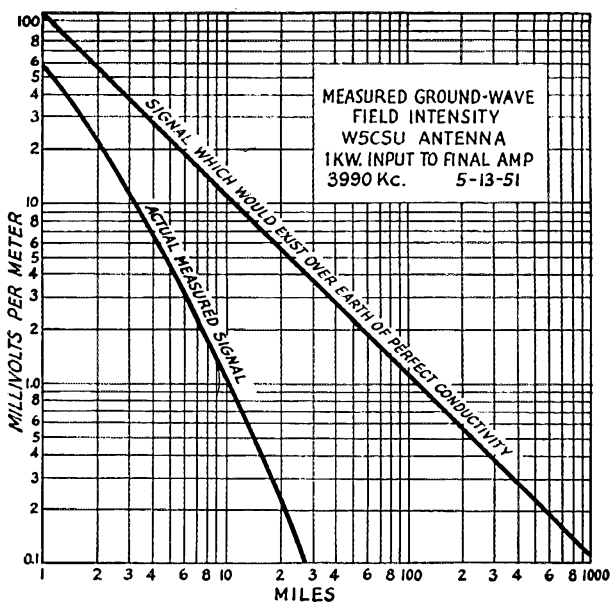


Fig. 4—Measured ground-wave field intensity of W5CSU antenna with one-kilowatt input to final amplifier, 3990 kc.

complete absence of overhead leads except for the mast and its guy wires provides an exceptionally neat installation. These same characteristics also make this antenna virtually proof against weather hazards. The antenna at W5CSU has withstood high winds and heavy icing without damage and with only negligible change in operating impedance, and previous operation in Minnesota has shown that deep snow does not appreciably affect its operating characteristics.

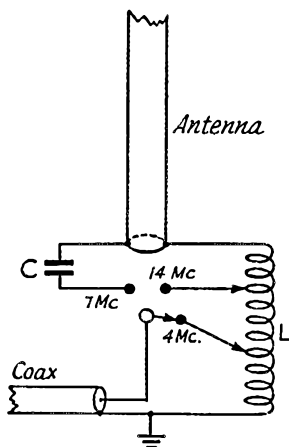
The question of interference in broadcast and television receivers is always brought up when the vertical antenna is mentioned. The following observations pertain to these effects:

Since the "hot" end of the antenna is high in the air instead of extending near your neighbors' houses, the most intense part of the electric field is usually farther away than with the horizontal antenna. A few cases of blanketing of broadcast receivers have been encountered within 100 yards of the antenna. Since this is principally caused by currents induced in power wires, etc., all these cases have been cured by by-passing the a.c. line to the chassis of the receiver, and occasionally by including a small by-pass condenser from the audio amplifier grid to the chassis. Some interference is caused over a fairly wide area by image response in receivers, due to the strong ground wave, but these images are sharply tunable and usually provide no cause for complaint. In general, BCI has been found no worse than with the horizontal antenna, and is of a type which seems easier to cure.

With regard to radiation interference, let us first consider the radiation characteristics of a horizontal antenna at the wavelength of harmonics lying in the television bands. The wire is

Fig. 5


Method of matching to 52-ohm coax. Circuit constants are discussed in the text.



stalled as was previously described. Towers of other dimensions would not be expected to have the same impedance characteristics.

Utility of the Vertical Antenna

From the standpoint of appearance, the vertical antenna is difficult to surpass. With the transmission line and ground system buried, the



Coupling network at the base of the antenna. The feed line is coax buried in the ground.

several wavelengths long, and therefore provides considerable gain in certain directions, principally near the direction of the wire; moreover, it radiates a signal which is largely horizontally-polarized. It is easy to see why a near-by television receiving antenna can readily pick up interference of harmonic nature from such a source. The vertical antenna, on the other hand, will concentrate the radiated harmonics into a relatively narrow cone at very high angles; these are moreover vertically-polarized and therefore are at right angles to the receiving antenna polarization. Any high-order harmonic content of the signal delivered to the vertical antenna is thus directed into space at very high angles where it can do no damage.

Out of 14 cases of TVI encountered by this station, not one single case was attributable to harmonic radiation, although the transmitter contains no special filters or other harmonic-suppressive measures other than having been built in a standard metal cabinet and having reasonably selective tank circuits. As the transmission line is buried underground, there is substantially no radiation from this source. All TVI cases were caused by carrier-frequency voltage picked up by the TV lead-in, and each cured by the installation (by the receiver's manufacturer) of a high-pass filter.

Any antenna of appreciable height presents a target for lightning. This vertical antenna, with its base resting near an excellent ground system and being connected to the ground through heavy conductors in the tuning equipment at its base, probably gives less danger from lightning or accidental contact with power wires than other types of antennas. Its presence probably gives some

measure of protection to the house by its service as a "lightning rod."

Although there is no d.c. shock hazard from a properly-fed vertical antenna, the operating r.f. potential (which may be several hundred volts on some bands) does cause danger of minor burns. The antenna should therefore be protected in some way from accidental contact with persons.

Among the most important virtues of the vertical antenna is its ability to provide satisfactory operation over several bands. This antenna has been found to operate well in the 20-, 40-, and 80-meter bands, and even in the 160-meter band it has high efficiency compared with that of the short and poorly grounded verticals used in 75-meter mobile operation. However, it is not suitable for operation in the 10-meter band in the form described in this article. The use of this type antenna as a support for another antenna is not in general a recommended practice.

No difficulties have been experienced in using the vertical antenna for receiving. It appears to be somewhat less subject to the disturbances propagated along power lines than is the horizontal antenna, but somewhat more subject to ignition noise in the 20-meter band than is the horizontal. In the 75-meter band the discrimination it provides against the strong signals arriving at high vertical angles from near-by stations relieves in considerable part the problem of intense QRM, making it thereby much less difficult to copy stations at the greater distances.

Conclusions

The results of this study indicate that the vertical antenna is a very practical antenna system for an amateur station. It can be erected in a relatively small space, and can be used successfully on four bands. It is, however, difficult to install, principally because of the requirement of the radial ground system. After being installed, it requires little maintenance because it can be made extremely weatherproof. With the exception of the ground-wave coverage (35 miles or so), the 75-meter nighttime signal within 500 miles is somewhat inferior to that from a good horizontal antenna. Beyond about 800 miles it is definitely superior. Experience has shown that the vertical usually produces an excellent daytime signal within a radius of 300 miles or so, probably by means of *E*-layer reflection. This daytime signal is somewhat better than that from a horizontal antenna.

Strays

While hanging around a railroad station in Tunica, Miss., W5CFL shot out a short Continental code CQ on the idle Morse wire to see what could be raised. Back came ex-W4FDT of the *Commercial Appeal's* press room in Memphis. The short QSO led to an exchange of QSLs. For "antenna," W5CFL's card read "longwire."

— W4RJD

A 50-Mc. Transmitter-Receiver for Civil Defense Use

A Versatile Station Designed Specifically for C.D. Needs

BY CALVIN F. HADLOCK,* WICTW

THE equipment to be described was designed as a sample unit to be duplicated by the group of hams comprising the "Amateur Emergency Net for Civil Defense" of Arlington, Mass. At the first meeting of this group the question arose as to whether the primary interest was to get a bunch of stations on the air as an amateur activity or whether the net would be a serious project to provide the best possible service to the community in case of a real emergency such as an enemy attack. The latter aim indicated use of the 6-meter band as giving better coverage than 2, with less QRM than 10 meters. Since only one ham in the town was already on 6, we had to start from scratch and build all equipment.

This is not as much of a hardship as it seems at first. Home stations are of practically no value except to stimulate activity during drills. They are located at the scene of an emergency only by rare coincidence and most of them are out of commission instantly when the commercial power fails. What we needed were interchangeable mobile and portable units designed especially for the job at hand. The local gang turned to with enthusiasm and seem to have gotten as much fun out of building the equipment as they have in operating it. The procedure followed was similar to that of a New Jersey group whose "Civil Defense Club Project" was described in *QST* for October, 1951. Parts lists were made, material collected, and then one night a week was set aside as "construction night" at the home of one of the members, where the boys gathered around the ping-pong table and went to work duplicating the equipment to be described.


It was decided that we would not ask the town to pay for parts for the individual equipments. The town supplied the spot-frequency crystals for 53.4 Mc. and equipment for the control station, but each unit is paid for and belongs to the

*c/o The National Company, Malden, Mass.

individual who builds it. For this reason, the cost of parts has been kept to a minimum consistent with good performance.

One advantage of using 50 Mc. is that, in the majority of cars equipped with broadcast receivers, no special antenna need be installed. The broadcast whip on most cars opens up to 55 inches, just about a quarter wavelength long at 6 meters. The rig sits on the front seat and the car antenna is removed from the broadcast set and plugged into a coax extension on the unit.

Current drain is kept down to ten amperes or



The 50-Mc. transmitter-receiver described by WICTW. In the upper right corner are the send-receive switch and antenna connections. The three screwdriver adjustments are the crystal oscillator, doubler and final plate tuning. At the right center are the power and 'speaker connections, with the microphone jack at the left. Antenna trimmer and audio gain controls are the two bottom knobs, just below the main tuning dial, with the squelch on-off switch between.


less and the unit can be taken out of one car and installed in another having a suitable antenna in a few minutes. The vibrator pack, a National 650S, is set on the floor and clipped to the back of the cigarette lighter or ignition system. The unit may be taken into the house, connected to the home antenna, plugged into a National 697 power pack and used as a home-station rig. It contains no relays or audio transformers. Both receiver and transmitter draw about 85 ma. at 250 volts, but will work well with only 150 volts, giving excel-

lent coverage of Arlington with the lower power.

Both the transmitter and receiver are built on 7 by 7 by 2-inch chassis, a standard size available at most radio stores. The cabinet is a 12 by 7 by 7 $\frac{1}{4}$ -inch standard size, if the 'speaker is not included. A slightly larger cabinet is available if the 'speaker is to be inclosed in the cabinet. This latter practice will require special mounting of the 'speaker to prevent microphonic howling. Connectors are standardized so any unit may be plugged into any power supply.

The Transmitter Portion

The original transmitter was built by Henry Cross, W10OP, who should receive full credit for its design. Although Henry is not an Arlington ham, he has been of invaluable assistance. He is the type of fellow who, after listening in on a



Interior view of the Arlington civil defense station. In the top deck may be seen, left to right, the 6AQ5 final amplifier, the 12AT7 crystal oscillator and doubler, the 6AQ5 modulator, and the 12AT7 speech amplifier and clipper. In the receiver section (lower unit) the tubes at the left are the audio, squelch and second detector. The two i.f. amplifiers are at the back of the chassis, and just visible over the tuning condenser are the r.f. amplifier (shielded) and the mixer-oscillator and voltage-regulator tubes.

discussion of a proposed unit, comes around a few days later and says, "Remember that thing you were talking about the other day? Well, here it is." This transmitter combines exceptional performance with minimum cost. It uses two tube types; namely, two 12AT7s and two 6AQ5s.

The dual-triode crystal oscillator and doubler follow familiar lines. Regeneration may be used in the oscillator circuit to make ordinary 8-Mc. crystals oscillate on their third overtone, but this was omitted in our units as we are using crystals ground for overtone use. The crystals are provided on a frequency of 26.7 Mc. \pm 0.5 kc. by the Valpey Crystal Corporation. This type of crystal is preferred for accurate spot-frequency calibration, as the third-mode frequencies of 8-Mc. crystals may differ somewhat even though the fundamental frequencies are identical.


The final amplifier uses a single Type 6AQ5 tube, neutralized by means of a slug-tuned coil in series with a 0.001- μ fd. mica capacitor from screen to ground. Neutralization is checked in the usual manner, adjusting the inductance of the coil for minimum reaction on the grid voltage as the plate tank is tuned through resonance, without plate and screen voltage on the 6AQ5. Practically complete neutralization is obtained, and if it is done at 52 Mc., the amplifier is stable over the entire 6-meter band. A 100,000-ohm resistor in series with a 1-ma. meter is used as a 100-volt

meter to indicate grid voltage. The same meter is used to adjust the crystal-oscillator tuning. An antiquated S-meter used by the writer peaks at S7, about 35 volts.

A Type 12AT7 is used for the speech amplifier. The first half is a microphone coupling tube, eliminating the need for a microphone transformer. The second half is a voltage amplifier and clipper. Its action is to produce "square waves," for more effective modulation for the total power drain. This stage is adjusted to clip the positive and negative halves of the sine wave equally. A 33,000-ohm resistor has been added between the plate of this triode and ground. Essentially fixed cathode bias is provided by tapping the cathode resistor of the modulator tube. These two features provide clipping of the sine-wave input at the desired levels. The coupling capacitor between the first-triode plate and second-triode grid is only 0.001 μ fd. In conjunction with the 150,000-ohm grid resistor this value produces intentional cutting of the low audio frequencies. As explained by W1OOP,¹ lows should be cut *before* clipping action takes place while the response to lows *after* clipping should be good.

The modulator tube is a Type 6AQ5, with the Heising system of modulation familiar to many old-timers. It fell into disfavor as, unless power was wasted in a dropping resistor, only about 60 to 65 per cent modulation could be obtained with triode tube types. If we look at the load line of a pentode tube, however, it will be noted that it is considerably longer than that of a triode and a modulation percentage of about 87 per cent is possible. The use of the clipper section more than makes up for lack of 100 per cent modulation.

¹Cross, *QST*, July, 1951, page 61.



Bottom view of a transmitter unit built by W1PIJ, following the original design, except for the construction of the r.f. and audio portions on separate chassis. The r.f. section for 50 Mc. (lower portion) can be removed and a unit for any other band substituted readily. This transmitter also includes a coax relay for antenna switching.

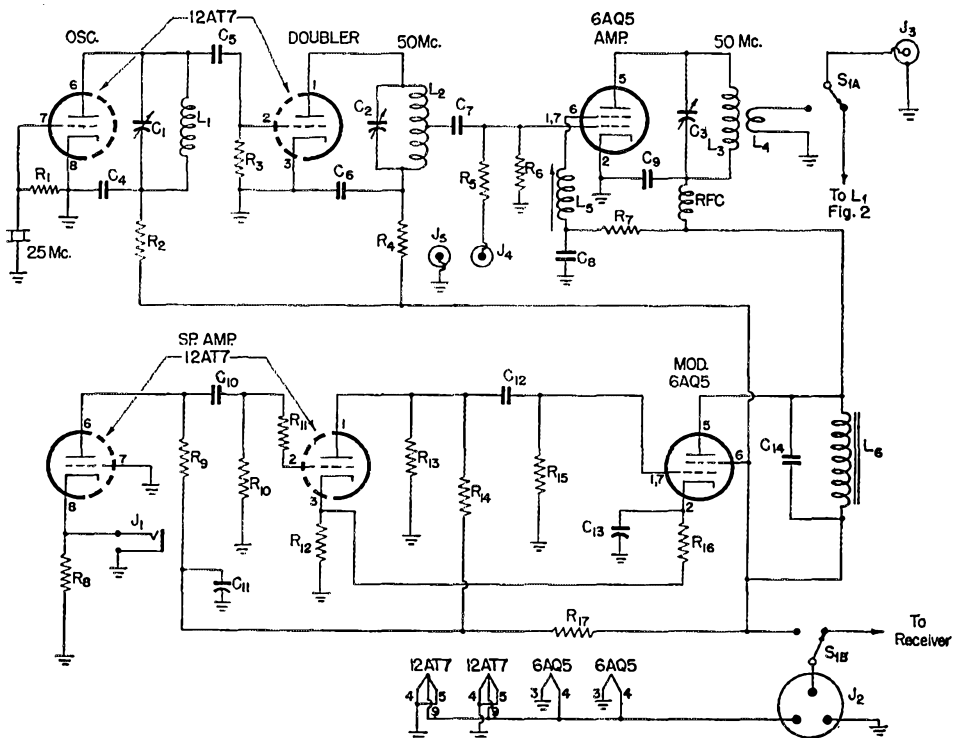


Fig. 1 — Transmitter portion of the Arlington 50-Mc. portable.

C₁, C₂, C₈ — 25- μ fd. trimmer (National PSR-25).
 C₄, C₆, C₈, C₉, C₁₀ — 0.001- μ fd. mica.
 C₅ — 50- μ fd. mica.
 C₇ — 100- μ fd. mica.
 C₁₁ — 10- μ fd. 400-volt electrolytic.
 C₁₂, C₁₄ — 0.005- μ fd. mica.
 C₁₃ — 10- μ fd. 25-volt electrolytic.
 R₁ — 12,000 ohms, $\frac{1}{2}$ watt.
 R₂, R₄ — 1000 ohms, $\frac{1}{2}$ watt.
 R₃, R₆ — 47,000 ohms, $\frac{1}{2}$ watt.
 R₅ — 100,000 ohms, $\frac{1}{2}$ watt.
 R₇ — 10,000 ohms, 1 watt.
 R₈ — 3300 ohms, $\frac{1}{2}$ watt.
 R₉ — 27,000 ohms, 1 watt.
 R₁₀, R₁₁ — 150,000 ohms, $\frac{1}{2}$ watt.
 R₁₂ — 33 ohms, $\frac{1}{2}$ watt.
 R₁₃ — 33,000 ohms, $\frac{1}{2}$ watt.
 R₁₄ — 68,000 ohms, 2 watts.
 R₁₅ — 220,000 ohms, $\frac{1}{2}$ watt.

R₁₆ — 330 ohms, 1 watt.
 R₁₇ — 2200 ohms, 1 watt.
 L₁ — 11 turns No. 18 enam. on $\frac{3}{16}$ -inch form (National XR-50 with no slug).
 L₂ — 4 $\frac{1}{2}$ turns No. 14, spaced diam. of wire, $\frac{7}{8}$ -inch diam., tapped at 2 $\frac{1}{4}$ turns.
 L₃ — 4 turns similar to L₂, no tap.
 L₄ — 2 turns pushback inserted between turns at cold end of L₃.
 L₅ — 4 to 7 turns, as needed, No. 22 enam. on $\frac{1}{4}$ -inch slug-tuned form.
 L_{RF} — 100-ma. filter choke.
 J₁ — Single-circuit jack.
 J₂ — Male power fitting, 3 or more pins.
 J₃ — Coaxial antenna fitting, female.
 J₄, J₅ — Pin jack.
 RFC₁ — 30 to 35 turns No. 28 enam., close wound on high-value 2-watt resistor.

Receiver Details

The writer will take the blame for any troubles that may be encountered with the receiver. This unit, also built on a 7 by 7 by 2-inch chassis, uses seven tubes, not including the 0B2 regulator. It is run from the same supply as the transmitter. A d.p.d.t. toggle switch changes both B + and antenna from one unit to the other, eliminating relays. Considerable argument is possible on various features of the receiver, especially the tube types, but an attempt will be made to justify those used.

For the sake of simplicity, a single-conversion superheterodyne circuit was used. Double conversion would give a better image ratio and sharper selectivity but would be more expensive and harder to build. The intermediate frequency

chosen, 1.73 Mc., is a good compromise between bandwidth and image ratio. The image ratio is better than 35 db. A signal to produce an image on the Arlington frequency, 53.4 Mc., would be on 49.94 Mc., outside of the band. Furthermore, no signal in the c.d. assignment on the low end of the band can produce an image in the c.d. assignment at the high end. This is important in our case, as the low segment will be used for inter-town and inter-section communication in the Boston area. The bandwidth of the i.f. amplifier, about 18 kc. at 6-db. points, is quite suitable for spot-frequency use. It is not too critical as to tuning and some variation in transmitter frequencies can be tolerated. It is also desirable when the receiver is set up on the spot frequency and then squeaked until one of the local hams comes on looking for a QSO. In the Boston area,

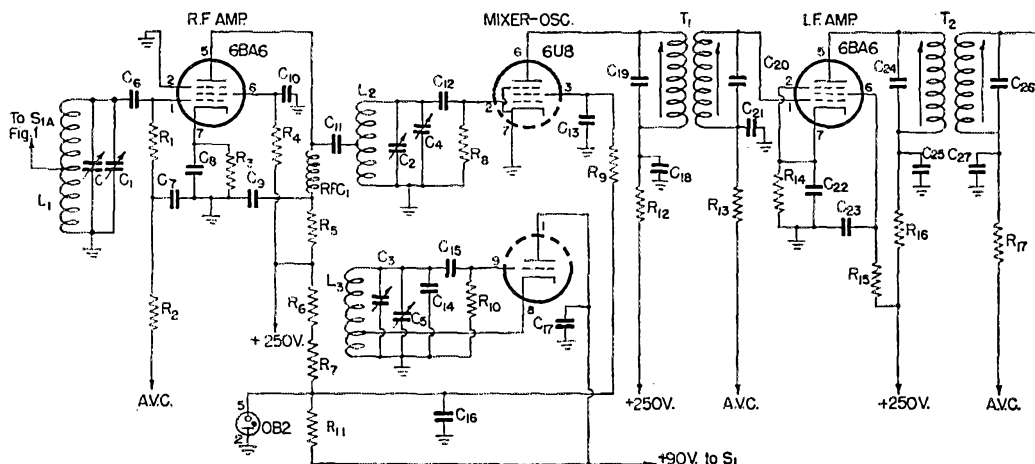


Fig. 2 — Schematic diagram of the 50-Mc. receiver.


- C — 15- μ fd. shaft-type trimmer. (National PSL-15).
- C₁, C₂, C₃ — 3-section f.m. receiver gang condenser, 1 stator and 2 rotor plates per section (1 required).
- C₄, C₅ — 1.5 to 6- μ fd. ceramic trimmer.
- C₆ — 100- μ fd. ceramic.
- C₇, C₈, C₉, C₁₀, C₁₂, C₁₇, C₁₈, C₂₁, C₂₃, C₂₅, C₂₇, C₂₈, C₃₁ — 0.005- μ fd. ceramic.
- C₃, C₁₆, C₂₂, C₂₉, C₃₃, C₃₅, C₃₆, C₃₉, C₄₁ — 0.01- μ fd. ceramic.
- C₁₁, C₁₂, C₁₅ — 50- μ fd. ceramic.
- C₁₄ — 5- μ fd., negative 750 coefficient.
- C₁₉, C₂₀, C₂₄, C₂₆, C₃₀, C₃₂ — 100- μ fd. silver mica (part of i.f. transformer if National type IFS used).
- C₃₄ — 500- μ fd. mica.
- C₃₇ — 0.1- μ fd. paper tubular.
- C₃₈, C₄₂ — 25- μ fd. 50-volt electrolytic.
- C₄₀ — 0.0025- μ fd. mica.
- R₁, R₂, R₁₃, R₁₇, R₃₀, R₃₂ — 470,000 ohms, $\frac{1}{2}$ watt.
- R₃, R₁₈ — 68 ohms, $\frac{1}{2}$ watt.
- R₄ — 47,000 ohms, $\frac{1}{2}$ watt.
- R₅, R₁₂, R₁₆, R₂₀ — 270 ohms, $\frac{1}{2}$ watt.
- R₉ — 5600 ohms, 2 watts.
- R₇ — 3300 ohms, 2 watts.
- R₈, R₂₃, R₂₄ — 270,000 ohms, $\frac{1}{2}$ watt.
- R₉, R₂₁, R₂₂, R₂₆, R₂₇ — 1 megohm, $\frac{1}{2}$ watt.
- R₁₀ — 22,000 ohms, $\frac{1}{2}$ watt.
- R₁₁ — 10,000 ohms, 2 watts.

six-meter assignments are 30 kc. apart. At 30 kc. off the center frequency the i.f. attenuation is over 50 db.

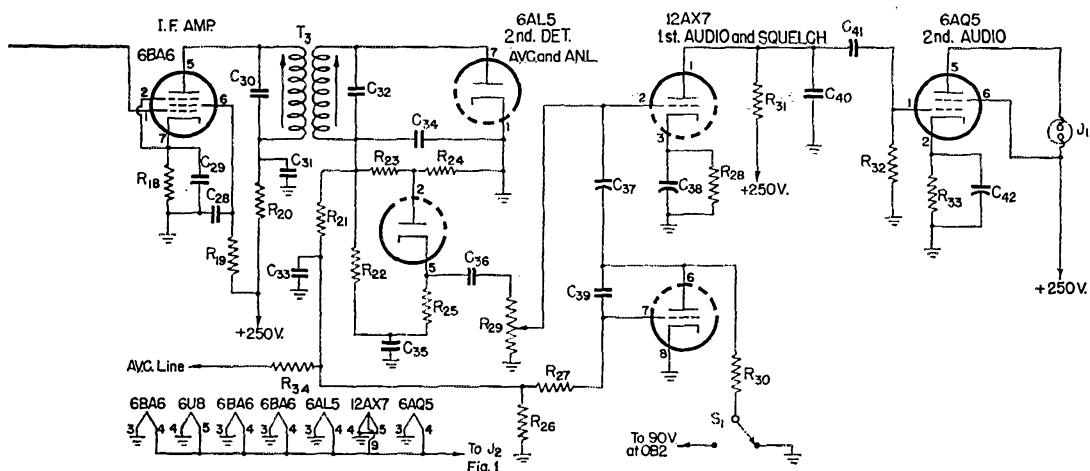
Let's start at the loudspeaker and work back toward the antenna. A Type 6AQ5 is used in preference to a 6AK6 as only 180 volts can be used on the 6AK6 without exceeding its rated plate dissipation. Also, a little extra push is desirable when using a cheap, small loudspeaker. One half of a 12AX7 double triode is used for the first audio amplifier, with the other triode as a squelch tube to be described later. A Type 6AL5

combines second detector, a.v.c., and automatic noise limiter, all conventional circuits. The two i.f. amplifiers are 6BA6s, to give good a.v.c. action and high gain.

The mixer-oscillator is one of the new Type 6U8 converter tubes recently developed for television use. A 6X8 was tried, but it has the disadvantage of a common cathode for both sections. The 6U8 has separate cathodes, allowing use of the familiar Hartley oscillator circuit, with the oscillator cathode tapped on the coil. A pentode mixer was considered desirable from the stand-



Bottom view of the receiver portion of the 50-Mc. portable station. The coil on the form at the left is the oscillator. I.f. stages are across the bottom, and the audio portion at the right.



- R₁₄ — 470 ohms, ½ watt.
 R₁₅, R₁₉ — 100,000 ohms, ½ watt.
 R₂₅ — 820,000 ohms, ½ watt.
 R₂₈ — 2700 ohms, ½ watt.
 R₂₉ — 500,000-ohm potentiometer.
 R₃₁ — 220,000 ohms, ½ watt.
 R₃₃ — 270 ohms, 2 watts.
 R₃₄ — 100,000 ohms, ½ watt — decoupling resistor — connect between junction of R₁₇, R₁₃, R₂ and a.v.c. line.
 L₁ — 5 turns No. 16, ½-inch diam. Space turns for proper tracking. Tap at 1½ turns from cold end.

- L₂ — Same as L₁, but tapped at center.
 L₃ — 5 turns No. 16, ½-inch diam., 1¼ inch long, tapped 1 turn from bottom. Wound on National type XR-50 form with slug removed.
 J₁ — 2-pin fitting, female.
 RFC₁ — 30 to 35 turns No. 28 enam., close-wound on high-value 2-watt ename.
 T₁, T₂, T₃ — 1.73-Mc. i.f. transformer (National type IFS). May be made by removing turns from windings of iron-core 1600-ke. transformers to resonate at 1.73 Mc. (with approximately 100 μfd. across each winding.

point of stability and gain, high over-all gain being needed to make the squelch open on a relatively weak signal.

Although the oscillator and mixer coils were mounted as nearly at right angles as possible, it was found that adequate injection voltage was obtained without any intentional coupling. This should be about one to two volts on the control grid of the pentode when the mixer and oscillator are properly tracked. This can be checked by a high impedance voltmeter such as a 50,000-ohm resistor in series with a 100- or 200-microampere meter. Actually, too much injection voltage was obtained until the oscillator plate voltage was reduced to about 60 volts, by the insertion of a dropping resistor between Pin 1 of the 6U8 and the 90-volt source. The use of a grounded-plate oscillator is desirable; the plate then provides some shielding between the "hot" parts of the triode oscillator and the pentode. A 5-μfd. capacitor with a 750 negative temperature characteristic is used across the oscillator tuning capacitor for drift compensation.

A 6BA6 pentode is used as the r.f. amplifier tube. Here again there is a chance for argument but the advantage of low-noise amplifiers at this frequency is debatable when the receiver is used near sources of noise, as in a car. The 6BA6 is a tube to which a.v.c. voltage can be applied, and it is desirable to apply a.v.c. to as many tubes as possible. It was found that, even with two stations separated by only a few feet, the receiver does not block or distort.

The oscillator and mixer coils are below the chassis, so the antenna coil is located above the chassis for isolation purposes. Its tuning capaci-

tor is made variable so that it can be adjusted for different antennas. The tuning capacitor is a three-gang double-spaced fugitive from an f.m. receiver, with its sections reduced to one stator and two rotor plates.

The squelch circuit is much simpler than the circuit so commonly used but it is entirely adequate. It lets a small amount of receiver noise leak through so that an operator can tell by listening carefully that the receiver is still operative. The important item is the 0.01-μfd. capacitor which effectively couples the grid to the plate so that electrically they remain at the same potential, virtually making the triode into a diode. The plate impedance becomes very low, of the order of a few hundred ohms, until the grid is cut off by a.v.c. voltage, at which time the plate impedance becomes infinite. This low impedance is connected between the grid of the 12AX7 audio amplifier triode and ground, thereby reducing the voltage input to the grid drastically. Connecting it to the arm of the volume control also makes the squelched noise level relatively constant over most of the range of the control. As the volume control is advanced the shunting effect increases, maintaining a relatively constant squelched noise level which can be heard very weakly a few feet from the speaker.

The two chassis are mounted to the front panel of the cabinet on which are also mounted the various connectors.

Adjustments

Getting the unit properly tuned up is not difficult, especially if a grid-dipper is available.

(Continued on page 118)

A Car-Mounted 10-Meter Beam

Increased Power for Stationary Operation

BY BERT W. MATTHEWS,* W5OME

To many hams like myself, mobile radio is not merely an interesting diversion from home-station activity. For one reason or another, it may be the only opportunity we have to get on the air. Since, even under the best conditions, the mobile ham must compete with home stations under the handicaps of strict limitations on power and antenna dimensions, anything that helps to reduce or offset these disadvantages is of more than casual interest. As is often the case, the idea of a 10-meter beam antenna that could be mounted on a car took form during a casual discussion of something quite remote—the problems involved in the

• In this article, W5OME describes a set of portable parasitic elements that can be quickly added to the usual 10-meter mobile whip for stationary operation from the car. It should find ready use in set-ups for emergency work as well as other types of activity where operation in motion is not essential.

easily in a few minutes to provide a gain of 5 db. or better, and they can be dismantled and stored in the trunk just as quickly.


Construction

The driven element is the normal quarter-wave whip mounted on the left rear corner of the bumper. The reflector and director are fastened to a length of 1¼-inch pipe slung across the rear of the car, an inch or two below the bumper. The total length of 9 feet is broken up into three 3-foot sections joined by threaded pipe couplings so that the pipe can be quickly dismantled for storage in the trunk. Two ¼-inch steel inverted-L brackets were made and fastened to the frame of the car at the bumper-bracket bolts. The pipe is held in a pair of pipe clamps whose bolts go through holes in the lower ends of these brackets.

The director and reflector elements are telescoping-type window-mount antennas of the sort used for h.c. reception in apartment houses, extending to 120 inches and collapsing to 36 inches. These are fastened, with homemade clamps, to the pipe. The clamps are made so that the bottoms of the elements can be insulated temporarily from the pipe while measurements are being made. The reflector is 0.15 wavelength and the director 0.1 wavelength from the driven element. This brings the reflector about 7 inches beyond the end of the bumper opposite the driven element, while the director is about 3 feet outboard. Obviously, this system is not intended for use while the car is in motion, but this is not usually considered a great disadvantage.

Adjustment

Considerable time was spent in adjusting the system before anything like expected results were realized. At first, recommended lengths for a standard three-element horizontal array were cut in half. But, alas, field-strength measurements showed that something was radically wrong. After a lengthy investigation, it was found that while the reflector was behaving quite normally, the director had to be shortened drastically before the array began to produce



W5OME's 10-meter parasitic array mounted on his car. The director and reflector can be dismantled quickly and stored in the trunk for normal operation in motion.

design and adjustment of a directional quarter-wave phased system for a 5-kc. broadcast station! The final result that developed is shown in the photograph and sketch. It is a three-element parasitic beam with quarter-wave grounded elements. It is arranged mechanically so that normal mobile operation with the usual single whip antenna is in no way hampered. For stationary operation the parasitic elements can be added

* c/o P. O. Box 1470, Haddock Camp No. 3, Las Vegas, Nevada.

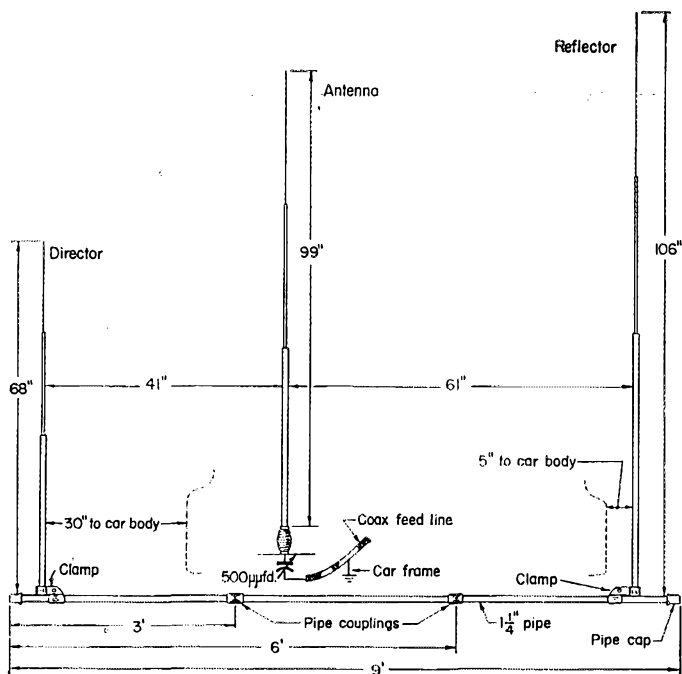


Fig. 1 — Sketch showing the important dimensions of the 10-meter mobile beam antenna. The director resonates at 30.2 Mc., the antenna at 28.8 Mc. and the reflector at 27.4 Mc.

real results. Apparently because the director is not close to the car body, the length of mounting pipe between the director and the car body acts as an extension of the director length. The length of the director whip had to be shortened by about 30 inches for maximum gain. The lengths finally arrived at are shown in Fig. 1. Resonance in each case was checked by removing all but the element to be checked. The parasitic elements were insulated temporarily from the pipe while measurements were being made. Impedance and resonances were checked with a General Radio impedance bridge (a grid-dip meter and variable-resistance bridge¹ could be used instead).

The driven element is a Master all-band job whose length is not adjustable. It was found to have a total length, including the mounting and feed-through, of 0.273 wavelength at the desired center operating frequency of 28.8 Mc. Therefore, a 500- μ fd. variable condenser was placed in series so that the antenna could be tuned to exact resonance. Measurement showed a feed-point impedance of 22 ohms. Although the antenna is fed from the transmitter through a half-wavelength of 70-ohm coaxial cable, loss resulting from the mismatch is negligible. An antenna current of 1.3 amperes with an input of 54 watts shows an over-all efficiency of 69 per cent.

The coax cable was cut to an exact half wave-

length as checked on the impedance bridge. This results in a pure resistive load at the transmitter end of the line whenever the antenna is tuned to resonance. It is unnecessary to retune when the parasitic elements are added or removed and a single adjustment of the final will hold over a range of about 500 kc. above or below the exact resonant frequency. The cable I used, incidentally, is a new type produced by Belden. It has a combination of solid and air dielectric and the losses are considerably below those of RG-59/U or RG-8/U. After final adjustments had been made, field-strength measurements showed a minimum gain of 5.5 db. with a minimum front-to-back ratio of 13 db. These checks were made in clear space with no power lines or buildings within at least 10 wavelengths. Checks made at spots not entirely in the clear showed gains as high as 7 db. and front-to-back ratios as great as 20 db.

Cars of various makes and body styles differ in ground-plane characteristics somewhat, so that element length may have to be adjusted experimentally for peak performance. Physical measurements have been made on several types and makes of cars and it seems possible that an arrangement could be provided that could be left mounted permanently on the car. This might be done by placing the driven element on the left rear cowl behind the door, the reflector on the left front cowl in front of the left front door, and the director on the bumper at the left rear side of the car. This would, of course, look like a mobile antenna farm, but those amateur clubs fortunate enough to possess trailer-mounted emergency equipment might find it quite the thing. However, since the array can be put up or taken down in about three minutes and stored conveniently in the trunk, the arrangement shown should find ready application in emergency work.

I want to take this opportunity to thank the many hams who assisted in the testing of this antenna by making comparative S-meter readings, and especially Mr. E. Noel Luddy and Al Reville, W5WB, for their inspiration and helpful suggestions. The results have been more than well worth the effort. On one test, W5OME and W5DCM, the latter station in motion, were in continuous communication for approximately 40 miles on ground wave. The average ground-wave maximum in the area was only about 20 miles before the car-mounted beam was installed.

¹ Scherer, "Building and Using the Antennascope," CQ, Sept., 1950.



Happenings of the Month

21 MC. DUE MAY 1ST

On March 17th FCC released two documents, each entitled Notice of Proposed Rule Making, one which would amend our rules to withdraw from amateur use effective April 1st the frequencies 14,350-14,400 kc., and another which would amend our rules to make available for amateur use effective May 1st the entire new band 21,000-21,450 kc. Canada is taking similar action on its amateur assignments.

These actions are among the first to be taken by our Government to put into effect the Atlantic City table of allocations below 27.5 Mc. in accord with the pattern for implementation laid down by the Extraordinary Administrative Radio Conference. They directly result from meetings earlier this year of government and industry communications groups, including participation by ARRL on behalf of amateurs, to work out plans for removing present commercial services from the 21-Mc. band, and to arrange new commercial assignments in the 50 kc. we relinquish at 14 Mc.

Temporarily, the only emission which will be permitted on 21 Mc. is A-1 telegraphy. This results solely from a desire on the part of all concerned to make the proposed changes in the quickest possible time; any discussion and proposed rule-making concerning suballocations would delay the opening of the new band several months. It is the Commission's intention to take up shortly the matter of authorizing additional types of emission.

NOTE: As of press date for this issue, final action to amend our rules had not been taken by FCC — and indeed was not expected until late April. Before firing up on 21 Mc. after May 1st, then, confirm that the band has actually been opened by monitoring WIAW bulletins in late April, or checking with your director, assistant director, SCM, club secretary or other

League field official who receives copies of WIAW bulletins or similar material direct from ARRL Headquarters.

BOARD MEETING

A special meeting of the Board of Directors of ARRL has been called for May 9th in Hartford, Conn. At press time we have notice of several proposals which individual directors plan to present. Northwestern's Roberts will ask that copies of Directors' Letters on League affairs be sent to retiring directors for two years following termination of office. Roanoke's Jacobs will ask the deletion of By-Law 12(h) which now makes ineligible for directorship any nominee who is primarily engaged in radio service work; he will also propose an amendment "to prevent the president from succeeding himself in office a second time." Rocky Mountain's Matejka has several motions for the expansion of 'phone allocations: 3750-4000 kc. on 75 meters; a new 7225-7300 kc. band for General Class or higher license (not Conditional); 14,200-14,350 kc. on 20 meters; and 28,250-29,700 kc. on 10 meters.

In addition the Board will most certainly consider the subject of 21-Mc. suballocation. It also will take up the matter of adopting new By-Laws to supplement the Amended Articles of Association put in force last year. There will be reports of committees which will need consideration and possible action. Make certain you or your club are on record with your director concerning these matters and any others which may be currently topics of the day.

The May meeting is termed "special" because under the new charter the regular annual meeting is normally scheduled for sometime in the first quarter. Such a meeting was held, as required, but it was no surprise when no directors appeared inasmuch as they had all earlier indicated inability to attend a meeting so early in the year. The minutes follow:

MINUTES OF 1952 ANNUAL MEETING OF THE BOARD OF DIRECTORS THE AMERICAN RADIO RELAY LEAGUE, INC.

March 14, 1952

1) Pursuant to due notice and the requirements of the Amended Articles of Association, the regular annual meeting of the Board of Directors of The American Radio Relay League, Inc., was called to order at the headquarters office of the League in West Hartford, Connecticut, at 9:32 A.M., EST, March 14, 1952. Present: Vice-President F. E. Handy, occupying the Chair; Secretary and General Manager A. L. Budlong; Treasurer David H. Houghton. In the absence of a quorum the Chair immediately declared the meeting adjourned.

A. L. BUDLONG
Secretary

(Continued on page 120)

BAN ON PJs LIFTED

On page 23 of the February, 1951, issue of QST appeared an FCC Public Notice which forbade communication with the amateurs in certain countries. On March 11th of this year FCC announced that this Notice has been modified to permit QSOs with amateur stations in the Netherlands Antilles, since that government now authorizes amateur radio and has so informed the International Telecommunications Union. See "How's DX" in this issue for more dope on PJ affairs.

COY PRAISES AMATEURS

• Every Government agency must appear before Congressional committees on appropriations to answer any questions that might arise concerning planned expenditures for the coming fiscal year. In February FCC, represented by its then Chairman Wayne Coy, was called before a House subcommittee on appropriations. We reproduce below a verbatim excerpt of the testimony, the questions being asked by Rep. Albert Thomas of Texas, and some mighty powerful answers being furnished by Mr. Coy with able assists from Col. E. L. White, chief of the Safety & Special Radio Services Bureau, which has amateur radio matters under its wing:

Mr. Thomas: Would you save any time by having this other work (license-processing in various services) done in the field?

Mr. Coy: We would not. We could not.

Mr. Thomas: Have you given careful study to that?

Mr. Coy: We have. It is just an impossible problem to have information flowing to the field about available frequencies for assignment to particular applicants with the staff we have and would probably result in a loss of time.

Mr. Thomas: Rather than saving time?

Mr. Coy: Rather than saving time. I am convinced of that myself. I have not asked Colonel White, but I think he would say the same thing, because it is just impossible to keep information flowing to the field fast enough to be of any benefit in granting applications — information about frequency utilization.

Is not that right?

Mr. White: Yes. It is even deeper than that. For example, the amateur applications, which is the biggest part —

Mr. Thomas: What do you mean by "amateur" now?

Mr. White: Amateur stations. We have an average intake of around 5000 applications a month from amateurs all over the country.

Mr. Thomas: In other words, they are not people who are engaged in any particular type of business?

Mr. White: No; but people doing radio research and radio communication as a hobby, mostly. It is one of the older of the services. I think it is the third- or fourth-oldest service, and it is the largest service of any of them. They have 104,000 amateurs right now, and we have 9 people handling those 5000 applications.

Mr. Thomas: Are not you fast reaching the point where industry may require some of the time now allocated for use by amateurs?

Mr. Coy: I should say not. They are worth more than the whole confounded industry.

Mr. Thomas: How do you mean?

Mr. Coy: They have done more of the pioneering work and made possible more commercial developments here than anybody else in this country. I think the amateurs ought to get a Congressional Medal of Honor in the communications field, if we could have one.

Mr. Thomas: But here is a businessman

operating a fleet of trucks, and he wants to get a new station or a modification of a station, and here in that particular field his biggest competitor in point of time is the amateur who is playing around with this thing for his own amusement and benefit.

Mr. Coy: Let me put it in several other ways. One, this service is so good that the military want it and have established their own amateur service of their own personnel, directed at their own research kind of problems. The next point in the matter is that this is the greatest emergency resource in communications that this country has.

Mr. Thomas: I understand that, but what I am getting at is are not you reaching the point of saturation where you are going to have to take a look at this in future programs?

Mr. Coy: Not at all. If I were speculating and, say, I would be at the Commission for the next 30 years, which I hope would be an expectancy of mine — I would just like to live that long — I hope I could say to you now that I would never be one who would take the amateurs off the air.

Mr. Thomas: There is no conflict of interest in point of time, saturation, or anything between the amateurs and the legitimate commercial interests?

Mr. Coy: Yes; there is a conflict.

Mr. Thomas: There is a conflict?

Mr. Coy: Surely. A fellow's special interest is always in conflict with the public interest, and the private guy who wants to use something for his special interest as against the general interest is always yapping that the amateur has too much space. At least, we hear that every now and then.

Mr. Thomas: If there is any conflict, then, the business interests are making a sacrifice; are they not?

Mr. Coy: We think we can take care of them in other parts of the spectrum adequately. We think we can take care of every legitimate need of the American businessmen which we believe serves the public interest. We have not denied them; we have set up services for them. We are continually setting up new services. We have ahead of us a pretty dreary outlook of ever getting through with all of them. They pile up faster than we can get through. But when they tell us they can only operate their service by taking away the amateur frequency, we are not for that.

21 Mc. with the Two-Control Bandpass Transmitter

On examining the possibilities of putting the two-control bandpass rig¹ on 21 Mc., it soon becomes obvious that mechanical considerations prevent the addition of a new frequency-multiplier stage. However, by sacrificing the 11-meter band the original 27-Mc. section can be converted into a 21-Mc. tripler. This works out nicely in practice because the actual modification involves nothing more serious than a tube substitution, a change in the values of two components, the addition of one new part and a very small amount of rewiring. The multicircuit tuner in the final amplifier is already capable of being tuned to the new band.

Fig. 1 is a before-and-after wiring diagram of the modified circuits of the transmitter. Section A of the diagram shows the circuits in the original form and Section B shows the changes which permit the doubler to be used as a tripler to drive the 829-B final at 21 Mc. The Type 6N7 tube which served originally in the two high-frequency doubler circuits has been replaced by a Type 6BL7GT double triode, with one triode working as the 21-Mc. tripler and the second as the doubler to 28 Mc. Substituting the huskier 6BL7GT for the 6N7 was necessary in order to insure adequate excitation for the final amplifier at 21 Mc.

As shown by Fig. 1, the revamped set of connections has socket prongs 4, 5 and 6 wired into the 28-Mc. circuit. The addition of a by-pass capacitor, *C*, and a cathode bias resistor, *R*, are the only major alterations in this stage. Prongs 1, 2 and 3 of the 6BL7GT socket are used for the 21-Mc. tripler. This circuit no longer connects to *S*_{1B} as was the case with the 27-Mc. doubler. Instead, the grid of the tube is returned to *S*_{1C}. It should also be noticed that the compensating capacitor, *C*₁₀, has been removed from *S*_{1B} and then reconnected directly to the grid of the tripler tube. The cathode resistor for the 21-Mc. triode (*R*₇) has been changed to a 1000-ohm 10-watt unit. The plate of the tripler is rewired to the original 27-Mc. coupler, since this coupler can be tuned to 21 Mc.

In the 14-Mc. section of the rig, it is only necessary to rewire *S*_{1C} so that the old 27-Mc. contact connects directly to the grid of the tripler tube. Then when the bandswitch is set at this position excitation from the 7-Mc. doubler (not shown in Fig. 1) is fed to the 21-Mc. stage alone.

The 21-Mc. bandpass coupler is aligned in the same way as those for other bands. The only new data are the currents and voltages for the 6BL7GT. With no excitation applied to the tube, the drop across the cathode resistors should be approximately 16 volts. D.c. voltage across the grid leaks for the 21- and 28-Mc. sections should measure approximately -115 and -100 volts, respectively, under key-down conditions, and the cathode current for either triode should be somewhat under 50 ma. with 300 volts applied to the plates.

—C. V. C.

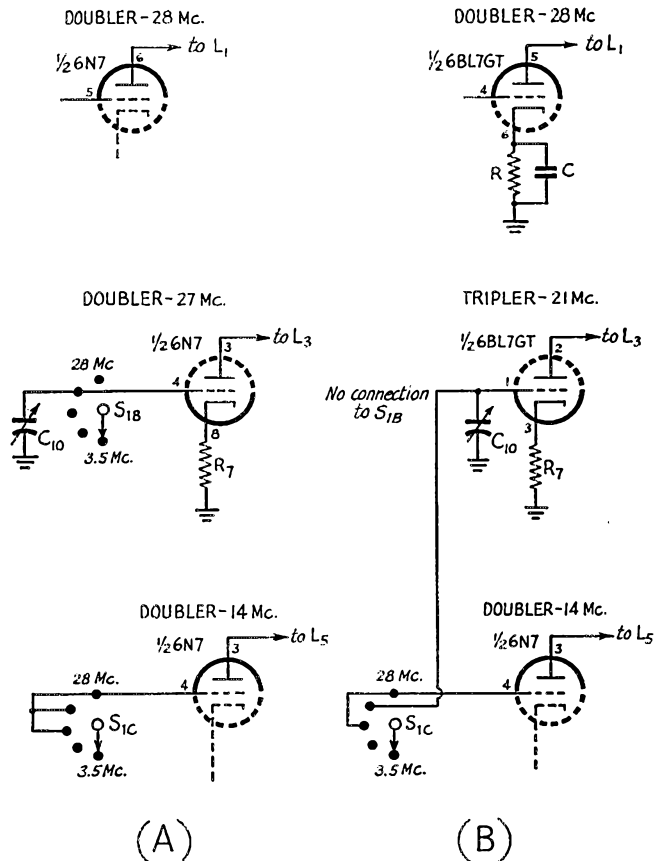


Fig. 1 — Circuits before and after modification for 15 meters. C — 0.001- or 0.01- μ fd. disk ceramic. R, R₇ — 1000 ohms, 10 watts.

¹ Chambers, "A Two-Control VFO Rig with Bandpass Exciter," *QST* for Aug. and Sept., 1950.

A Midget Fifty-Watter

A Compact C.W. Rig for the Novice or Old-timer

BY RICHARD M. SMITH,* W1FTX

• After you've built a few "breadboard" rigs, you may get the urge to construct something a bit more "commercial" in appearance. Here's a how-to-do-it article describing an inexpensive c.w. transmitter that can be built in a few evenings.

NEARLY fifteen years ago, the late Fred Sutter, W8QBW-W8QDK, created quite a stir in ham radio with a series of Lilliputian transmitters that weren't much bigger than the average QSL card. Apparently his *QST* articles describing these rigs were devoured and remembered, because we still hear nostalgic comments about the "QSL Forty," the "QSL Sixty," and the "Runt Forty" whenever the old gang gets together. These rigs were pint-size powerhouses, and anyone who ever worked Fred knew that they packed a real punch. We decided that the same sort of thing, in modern dress, might make an appealing rig for present-day hams. We started looking around for ideas, realizing that today's requirements are a bit different, but that the basic features of compactness, simplicity, and power are no less appealing today than they were in the '30s when Sutter and the 6L6G were having their heyday. The midget 3.5- and 7-Mc. transmitter shown here is the result.

Circuit Considerations

Packaged in a standard 4 × 5 × 6-inch utility box, this transmitter has many of the features of much larger units. A two-tube oscillator-amplifier circuit is used, as shown in Fig. 1. Years ago we found that it is much simpler to get a clean-keying signal if you avoid trying to make one tube serve the dual purpose of generating the signal and amplifying it, too. A few cracked crystals convinced us that it is cheaper, also, because present-day quartz crystals are built to provide stability rather than power. The


* Technical Assistant, *QST*.

The simplicity of this midget 50-watt transmitter is evident from the front view. The only tuning dial is centered on the panel of the 4 × 5 × 6-inch box, with the output jack above it, and the crystal socket and key jack below. Weighing only 3 lbs. 6 oz., the rig is not much larger than the standard-size QSL card pasted on one side of the box. Ventilating holes are drilled in both top and bottom, and the whole unit rests on four rubber feet to avoid marring the operating desk and to permit air circulation.

operating simplicity of a one-tuber is retained, however, by using an untuned plate circuit in the oscillator stage, so that only the amplifier plate circuit need be adjusted in operation. The 6AG7 was selected as the oscillator tube because it has shown itself to be reliable and easy to adjust, and it is both inexpensive and easy to obtain. For the amplifier, we chose the 6BQ6GT, originally designed as a sweep amplifier for TV receivers, but having ratings similar to the popular 2E26 transmitting tube. It has a good husky cathode that speaks well for its ability to stand up and take it, and its cost is considerably under that of most transmitting tubes, including the 6L6, the 807, and the 2E26. While we didn't have much information on it as an r.f. amplifier, the results have been good enough to justify the gamble we took in selecting it.

Construction

You'll get the general idea of how the rig is built from the photographs. All we'll do here is point out a few of the less obvious points to keep you from going wrong. The "chassis" is nothing more than a small bracket 2 $\frac{1}{8}$ inches wide and 4 $\frac{1}{8}$ inches deep welded to one cover of the utility box (ICA No. 3819). No, you don't have to do the welding; you buy it that way! The tube sockets are mounted in a line across the rear of



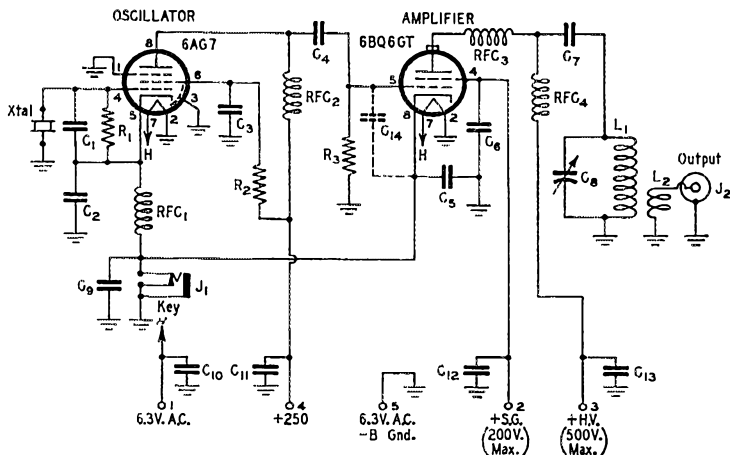


Fig. 1 — Schematic diagram of the midget 50-watt transmitter.

- C₁ — 10- μ fd. mica.
- C₂, C₄ — 100- μ fd. mica.
- C₃, C₆, C₇, C₉-C₁₃ — 0.001- μ fd. disk ceramic.
- C₅ — 0.005- μ fd. disk ceramic.
- C₈ — 200- μ fd. max. variable (Millen 19200).
- C₁₄ — 10- μ fd. tubular ceramic. See text.
- R₁ — 68,000 ohms, $\frac{1}{2}$ watt.
- R₂ — 22,000 ohms, $\frac{1}{2}$ watt.
- R₃ — 47,000 ohms, 1 watt.


- L₁ — 18 turns No. 18 wire, $1\frac{1}{2}$ -inch diam., $1\frac{3}{8}$ inches long (B & W 40-JEL modified; see text).
- L₂ — 3 turns No. 18 wound around end of L₁.
- J₁ — Closed-circuit 'phone jack.
- J₂ — Coaxial connector, female (Cinch-Jones S-101-D).
- RFC₁ — 2.5-mh. r.f. choke, pigtail (National R-50).
- RFC₂, RFC₄ — 2.5-mh. r.f. choke (National R-100S).
- RFC₃ — 1.8 μ h. (Ohmite Z-141).
- Xtal — 3.5 or 7 Mc. (see text).

the chassis, centered $1\frac{1}{4}$ inches from the rear edge. If you use $1\frac{1}{4}$ -inch diameter ceramic sockets, they fit in nicely with about $\frac{1}{8}$ -inch clearance on each side. The 5-prong male power connector (Amphenol 86-CP5) is centered on the rear apron.

Now, looking at the front, the holes for mounting the crystal socket and the key jack are centered 1 inch above the bottom of the panel so

they will clear the lip of the box when the rig is slipped inside. The $\frac{3}{8}$ -inch diameter hole for the tuning condenser shaft is in the exact center of the panel, and the coaxial output connector, J₂, is centered $\frac{3}{4}$ inch down from the top. The coil, a cut-down commercial unit, is mounted on $\frac{3}{4}$ -inch ceramic stand-offs placed 2 inches apart on a line $1\frac{1}{4}$ inches down from the top. If you use a different diameter coil, or a different tuning condenser, check first to make sure that there is enough clearance between the two when the rotor plates are extended.

Now you've got all the so-called "critical" mounting dimensions. Actually, the only critical factor is to make sure that you get all the parts in the box. The r.f.



Everything fits behind the panel without crowding in spite of the size limitation. Here, the amplifier tube is in the foreground, the oscillator to the right, and the amplifier tank circuit next to the panel. A 5-prong power plug is mounted on the rear of the built-in chassis.

leads are bound to be short enough in this rig, no matter how you run them!

It is a good idea to use a scrap of 2×4 lumber as a backing surface when drilling the holes in the chassis to keep the pressure of the drill from bending the light-gauge metal. While you're at it, drill a $\frac{1}{4}$ -inch hole $2\frac{1}{2}$ inches behind the panel and $\frac{3}{8}$ inch in from the edge, for a feed-through bushing (Millen 32150) to carry the high-voltage lead to the plate of the tube. Drill a small hole (to pass a 6-32 machine screw) $\frac{1}{2}$ inch nearer the panel to mount the plate r.f. choke, RFC_4 . Drill two similar holes $1\frac{1}{4}$ inches and $2\frac{3}{8}$ inches behind the panel on a line through the center of the chassis. The first of these is to secure a tie point below decks, and the second for the rear mounting foot of the tuning condenser.

Don't put the $\frac{1}{4}$ -inch drill away until you have made some holes through the top and bottom of the cabinet to provide ventilation. You can make as many $\frac{1}{4}$ -inch holes as you like without impairing the shielding, but don't use a larger drill unless you are prepared to line the holes with copper screening to keep the harmonics at home.

Before you start mounting parts, clean the paint off the inside of the panel and the lip of the box where they meet. This is to insure good contact, metal-to-metal, so that the shielding will be complete when the rig is "buttoned up." The easiest way to do this is with paint remover, available in almost any hardware store, but if you don't mind spending the time, it can be done with a knife, finishing off with sandpaper. This should be done to the rear cover of the box, too.

Now you are ready to mount the parts prior to wiring. Put the tube sockets in first, with soldering lugs slipped under each


nut to serve as ground points. Mount the sockets so that Pin 2 of the amplifier socket and Pin 7 of the oscillator socket are nearest the rear of the chassis. Next mount the crystal socket and the key jack. The latter has one side grounded to the panel, and it is a good idea to scrape a little of the paint off around the inside of the mounting hole to insure good contact. This is a good rule to follow whenever mounting a component that is supposed to be grounded. Put the tuning condenser in next, slipping a $\frac{1}{4}$ -inch spacer under the mounting foot at the rear.

Modification of the B & W type 40-JEL coil is needed before it is mounted. Remove the coil from its plug-in base by clipping the wires off as close to the ceramic base as possible. Then remove the polystyrene bar from the metal mounting feet by drilling through the eyelets that fasten them together and pry them apart. Do this carefully so that you don't damage the bar, which is to support the coil in the transmitter. Remove seven turns from the end opposite the link winding. This should be done a turn at a time, "unwinding" the coil with pliers by pulling on the wire until it breaks loose from the polystyrene supports. Trim off all the excess material on the three small supports, but retain enough of the longer mounting bar to permit it to be drilled to pass 6-32 screws into the stand-off insulators. The total length of the mounting bar after modification is $2\frac{1}{4}$ inches, and 18 full turns remain. Mount the coil as shown in the photographs, with the link winding at the left (when viewed from the rear). Connect the stator (fixed) plates of the condenser to the right-hand end of the coil (away from the link winding) by

◆

In this bottom view, the amplifier socket is on the left. The oscillator socket is partly obscured from view by the interstage coupling condenser, C_4 , and the oscillator plate choke, RFC_2 . By-pass condensers are mounted directly on the tube sockets and on the rear of the power connector. Cathode choke RFC_1 is visible in the center, flanked by the amplifier grid leak R_3 and R_1 and C_1 of the oscillator grid circuit. C_{14} , needed only when TVI is a problem, is mounted right across the amplifier tube socket.

◆



breaking away another quarter turn of the coil and dropping it down to the condenser. The other end of the coil must be grounded, along with the rotor plates of the condenser. Make this ground connection at the rear bearing on the condenser, even though it might be easier to ground the coil somewhere on the front panel. Unwind $\frac{3}{4}$ turn from the end to be grounded and connect it to the rotor lug, forming the wire slightly to avoid contact with the rotor plates as they are turned.

Connect the right-hand end of the link winding to the insulated center terminal of the output jack, and ground the other end. Install parasitic-suppressing choke RFC_3 between the plate cap of the amplifier tube and the top of RFC_4 .

The arrangement and wiring of the remaining parts is shown in the bottom view of the transmitter. The heater wiring and the supply leads are made with shielded wire (Belden No. 8885) as a precaution against TVI. Proper use of this wire is described in a recent *QST* article.¹

By-pass condensers C_{10} through C_{13} are used to filter the supply leads to prevent radiation of TVI-producing harmonics from the leads that connect the transmitter to its power supply. Each should be installed right at the point where the wire passes into the power connector on the rear of the transmitter, with the ground connection being made to the shield braid.² The braid itself should be soldered to any convenient grounding lug to insure mechanical rigidity. In addition, wherever shielded wires touch one another they should be soldered together to insure good contact.

After the heater and supply wiring is completed the rest of the small parts can be wired into the circuit. A fairly long lead is required between the crystal socket and Pin 4 of the oscillator socket. Make this of No. 16 bare tinned wire, and it will then be rigid enough to serve as a tie point for one end of C_1 and R_1 . One end of RFC_1 is supported by a tie point located about midway between the tube sockets and the key jack. RFC_2 has a tapped ceramic base which is used to mount it on one of the screws that holds the power socket in place. This choke should not be mounted until all of the rest of the wiring has been done around the oscillator socket. Looking at the photograph, the oscillator voltage lead is connected to the bottom of RFC_3 , while the top is connected to Pin 8 of the tube socket behind it. Coupling condenser C_4 runs from the top of RFC_2 to Pin 5 of the amplifier socket, and screen resistor R_2 is connected from the other end of the choke to Pin 6 of the oscillator socket.

By-pass condenser C_9 serves as a harmonic filter for the keying lead, and should be installed right at the key jack. Shielded wire is used to connect the jack to the cathode of the amplifier tube, and between the cathodes.

C_{14} , shown in dotted lines in Fig. 1, serves to reduce the amplitude of harmonics generated in the grid circuit of the amplifier, and need be used only when the rig is to be used in TV "fringe" areas. It is connected right across the socket, from Pin 5 to Pin 8.

Adjustment and Operation

After checking the wiring against the diagram, you are ready to apply power to the rig. Note that the diagram calls for 250 volts to be used on the oscillator plate circuit, 200 volts maximum for the amplifier screen grid, and 500 volts maximum for the amplifier plate. The most critical of these is the amplifier screen voltage. Under no circumstances should the screen be operated at more than 200 volts, because it will draw excessive current resulting in possible damage to the tube. We found that the best way to supply the screen voltage is from a well-regulated separate source. The next best alternative is to supply it through a small dropping resistor from the oscillator plate supply. With the 6BQ6GT the customary method of using a dropping resistor from the amplifier plate supply is dangerous, because unless the amplifier is loaded fully, screen voltage can rise to excessive value. In addition, it is an uneconomical way to do it, because an unusually high value of resistance is required. Using the system we have suggested is better, because it insures against the screen voltage rising to more than the oscillator plate voltage. It also results in cleaner keying. With a 250-volt supply, a 4700-ohm 1-watt resistor does the job nicely, resulting in about 175 volts applied to the screen under operating conditions. This is a good safe value, and is plenty to permit full output to be obtained. The resistor can be installed in the power supply with greater ease than in the transmitter, which is a bit crowded for space as it is.

Before applying plate and screen voltage to the amplifier tube, try the oscillator to make sure that it is functioning. Plug in the crystal, and then apply power to the oscillator alone, closing the key. Tune a receiver to the crystal frequency and listen for the oscillator signal. Key it to make sure that it does not chirp. If it chirps, check to make sure that you have the right values for C_1 and C_2 . If you have accidentally interchanged these condensers, the circuit will not function properly, and may not work at all. Next measure the bias voltage developed across the grid leak of the amplifier stage R_3 . To do this, connect an r.f. choke in series with the negative lead of the voltmeter to avoid loading the circuit too heavily, and ground the positive lead to the chassis. If the oscillator is working properly there will be at least -35 or -40 volts of bias indicated when the key is closed. If there is more than this, it is probably because the plate-supply voltage is too high, and it should be reduced somewhat to avoid overdriving the amplifier stage.

Once the oscillator circuit is working, connect a d.c. milliammeter in series with the positive

(Continued on page 120)

¹ Goodman, "How To Wire a Transmitter," *QST*, February, 1952.

² Grammer, "By-Passing for Harmonic Reduction," *QST*, April, 1951.

Armed Forces Day - May 17th

Receiving Competition and Military-to-Amateur Test

THE Army, Navy and Air Force offer a double-header program for the radio amateur fraternity on Armed Forces Day, Saturday, May 17, 1952.

The three services will cosponsor a receiving competition and a military-to-amateur test, patterned directly after the successful 1951 Armed Forces Day exercises.

Receiving Competition

A message to amateurs from the Secretary of Defense will be broadcast on 15 military frequencies from Army, Navy and Air Force stations. Any listener who can receive and transcribe the International Morse Code message may send his transcribed copy to Armed Forces Day Contest, Room BE1000, The Pentagon, Washington 25, D. C., where representatives of the three services will check it against the original transmission. All who submit a perfect copy will receive a Certificate of Merit, attesting to their code-copying proficiency. Be sure to state the time, frequency and call letters of the station whose transmission you copy.

The following times, call letters and frequencies will be employed for the Receiving Competition. (Eastern Standard Time has been used throughout. In converting to local time for your area, remember that EST is five hours earlier than Greenwich time, and is one hour later than Central Standard, two hours later than Mountain Standard, and three hours later than Pacific Standard time.)


Time	Call Sign	Frequencies
2000 (EST)	AIR (Air Force Radio Washington, D. C.)	3497.5, 6997.5, 27,994 kc.
	NSS (Navy Radio Washington, D. C.)	122, 4390, 9425, 12,630, 17,000, 21,960 kc.
	WAR (Army Radio Washington, D. C.)	14,405, 20,994 kc.
2400 (EST)	AIR (Air Force Radio Washington, D. C.)	3497.5, 6997.5, 27,994 kc.
	NPG (Navy Radio San Francisco, Calif.)	115, 9255, 12,540, 16,265 kc.
	WAR (Army Radio Washington, D. C.)	14,405, 20,994 kc.

Each transmission will be preceded by a five-minute CQ call. All transmissions will be at 25 words per minute. Should characters for any reason be transmitted with errors, such errors should appear in your transcription. It is not necessary to copy more than one station, and no extra credit can be given for so doing.

Military-to-Amateur Test

Here is an opportunity for every licensed amateur to work the headquarters stations of the Army, Navy and Air Force direct, and to receive

an official QSL acknowledging the contact and showing the RST report of your emission as logged at the military headquarters stations.



Certificate of Merit to be awarded those making perfect copy of the Secretary of Defense's Armed Forces Day message.

Each of the military headquarters stations will QSL separately, so if you're ambitious you can get three different QSL cards.

AIR, NSS and WAR will be on the air between the hours of 1800 and 2400 (Eastern Standard Time) on May 17, 1952, to contact and exchange QTH, signal-strength and readability information with amateur radio stations. The military stations will work on spot frequencies just outside the 80-, 40-, and 20-meter bands. No traffic handling or message exchange will be permitted. Prompt and courteous operating practices will make it possible for the military stations to contact a larger number of amateur stations during the six hours for which the test is authorized.

A word of caution! In the 1951 exercises, a careless few amateurs operated on the military frequencies rather than in the amateur bands. No authority exists for amateur operation outside the amateur bands in these tests. Similarly, amateurs affiliated with MARS or USNR networks, which drill on military frequencies, are not authorized to use the military frequencies for purposes of these Armed Forces Day exercises. AIR, NSS and WAR will limit contacts to amateur-band stations only.

Here's where to find the military stations:

- AIR (Air Force Radio Washington) — 3497.5 (A1), 7635 (A1), 14,405 (A3) kc.
- NSS (Navy Radio Washington) — 4015 (A1), 7375 (A1) kc.
- WAR (Army Radio Washington) — 4025 (A3), 6997.5 (A1), 13,947.5 (A1) kc.

The Wavelength Factor - II

Propagation, Modulation, and Receivers

BY YARDLEY BEERS,* W2AWH


IN the preceding article¹ the discussion was limited to antenna characteristics as related to the operating wavelength. The remaining factors that influence the choice of a band for a particular type of communication may be grouped under three broad headings: propagation phenomena, types of modulation, and receiver characteristics. These factors will now be considered in turn.

PROPGATION EFFECTS

Atmospheric Effects

Besides ionospheric effects, which are excluded from this discussion, numerous effects are produced in the atmosphere. First, there is regular refraction and also the well-known refraction caused by temperature inversions. The latter may extend the range well beyond the line of sight at times.

One less well-known phenomenon that deserves special mention is superrefraction, "trapping," or "duct" formation. This is due to the formation of a layer containing a gradient of water-vapor den-



sity. It is more likely to occur over a large body of water but may also occur over land, especially in evaporation after a rainstorm or during the melting of snow. The existence of such layers is impossible in the presence of strong winds. The general result, normally, is that the rays are bent downward. Then the range of radio com-

• Continuing the survey begun in the February issue, in this article the author takes up the remaining factors that influence the choice of wavelength. The subjects discussed include propagation effects, modulation systems, and receiver techniques.

munication may exceed several times the line-of-sight range. The necessary conditions are that (1) the height of the duct must be large compared with the wavelength (several hundred feet for a wavelength of one meter) and (2) the transmitting and receiving antennas be low enough to be contained within the duct. Since small ducts are more probable than large ones, this phenomenon is more likely to produce an effect at the shorter wavelengths. It is primarily of importance at wavelengths below one meter, but on rare occasions it may influence communication even at 10 meters. Stations with antennas above the duct (for example, on a high cliff overlooking a body of water) will find that the formation of a duct will tend to impair communication and give dead spots in their ordinary coverage. Two or more amateurs separated by an over-water path somewhat longer than line-of-sight range might find it of interest to maintain a schedule at 420 Mc., or preferably higher, to investigate this effect.

At wavelengths above 10 or 20 cm. the atmosphere is essentially transparent to radio waves. Water vapor has a strong absorption band with a peak at 1.3 cm. and extending, for practical purposes, for several tenths of a centimeter on either side of the peak, depending upon the pressure. Oxygen has a strong absorption band centered at 0.5 cm. Therefore the wavelengths between 0.3 cm. and 1.6 cm. are probably undesirable for radio communication although some interesting refraction effects may accompany the absorption. The oxygen absorption is constant, but the water-vapor absorption will depend on the relative humidity. In addition to these true absorptions, raindrops will cause scattering of radio waves which, practically speaking, is the equivalent of absorption. This scattering increases as the wavelength is reduced, and the effect probably is not large at wavelengths greater than 5 or 10 cm.²

Non-atmospheric Effects

One of the best-known effects in the propagation of very short radio waves is scattering by opaque objects in the path of the waves. In the

* Associate Professor of Physics, New York University, University Heights, N. Y. Mail address: 4 Ploughman's Bush, Riverdale 71, N. Y.


¹ Beers, "The Wavelength Factor," *QST*, February, 1952.

² More information concerning ducts and absorption in the atmosphere may be found in Chapter 2 of "Radar System Engineering," Vol. 1 of the Radiation Laboratory Series, McGraw-Hill Book Co. Still more extensive information may be found in Vol. 13 of this series, "Propagation of Short Radio Waves."

For a discussion of other atmospheric effects, see "Over the Hills and Far Away," by R. K. Moore, *QST*, Feb., 1951, p. 13, and "V.H.F. - Why - How - When?" Part II, by E. P. Tilton, p. 46, same issue of *QST*.

case of large regular objects this is more properly termed reflection. Plane surfaces may give either diffused reflection (like the reflection of light from white paper) if the surface is rough, or regular reflection (like a mirror) if the surface is smooth — that is, if the irregularities are small compared with the wavelength. Buildings may be expected to give strong reflections at most of the frequencies we are likely to consider, while smaller objects will have appreciable effects as the wavelength becomes smaller. The strong reflections often present at short wavelengths will cause the signal strength to vary rapidly with a change of a fraction of a wavelength in the position of either the transmitting or receiving antenna. In mobile operation this will give rapid fading, and with fixed stations it may give erratic results. On the other hand, a mobile station may utilize reflections to advantage if it parks in an optimum position. The optimum

...MAY UTILIZE
REFLECTIONS TO ADVANTAGE



position in front of a large wall or cliff may increase the gain and equivalent area of the antenna by as much as 4 times (6 db.).

Another effect of some importance is the Doppler effect, which is the change of apparent frequency when the transmitter and receiver are in relative motion. The reader no doubt has heard the whistle of a locomotive as it passed him, resulting in a sudden lowering of the pitch. A similar effect may occur with radio or light waves. If the transmitter and receiver are approaching, the apparent frequency will be raised by an amount equal to the transmitter frequency multiplied by the ratio of the relative speed of motion to the speed of radio waves (186,000 miles per second). If the two are going apart, the frequency will be lowered. Thus at one-meter wavelength (300 Mc.), a relative speed of 60 miles per hour will give a shift of about 25 cycles, while at 10 cm. the shift will be 250 cycles, and so on. With radar systems this phenomenon may be used to distinguish moving objects from fixed ones. Also it may be used for measuring the speed of projectiles and other bodies. In other applications this effect is a great disadvantage, especially if reflections are present. Rays leaving a moving transmitter in the forward direction may interfere by reflection with others leaving in the backward direction, resulting in an undesirable beat note equal to twice the Doppler shift.

MODULATION

Transmitters employing types of modulation requiring wide frequency channels are usually placed on frequencies higher than 50 Mc. simply because there is no room for them at the lower frequencies. In addition to this very practical reason, there is another one why such systems of modulation should be used at the higher frequencies: frequency instability.

The method of using a very stable oscillator at low frequencies, often crystal-controlled, and then employing a chain of multipliers becomes more impractical as the ultimate frequency is raised, and in the u.h.f. and microwave region is generally not practical except for frequency-standard purposes.³ The stability of self-controlled oscillators in this region is probably better, on a percentage basis, because resonant cavities may be built with higher Q_s than can be obtained with low-frequency LC circuits. Nevertheless, in terms of cycles per second the drifts may be large. In practice it may be desirable to use receivers with i.f. bandwidths of several hundred kilocycles, or even a megacycle or two, to accommodate frequency drift. These wider bandwidths give rise to increased noise. By employing a system of modulation requiring a comparable or larger bandwidth it is possible, in some cases, to overcome some of the loss of signal-to-noise ratio that accompanies wide bandwidth.

Wide-Deviation F.M.

The small reflex klystron used normally for local oscillators in microwave receivers, while not very well suited for pulsed operation, has an unusual property which makes it suitable for f.m. The frequency may be varied 10 Mc. or more without a large variation of power by varying the voltage of the repeller by a few volts. Since the repeller is a negative element, it draws no current. Thus effective f.m. can be produced merely by connecting the secondary of a microphone transformer in series. On the other hand, the power supply must be free of hum to a high degree and should be stabilized. The power output of these tubes is generally less than 100 milliwatts, but the high antenna gains practical for point-to-point operation at these frequencies result in ranges of 50 miles or more from suitable locations. Therefore, this type of transmitter offers some possibilities.


However, in undertaking work with wide-band f.m., one should understand what such a system can and cannot do. As widely publicized, f.m. "discriminates against noise," but this statement is a half truth which may lead to wrong conclusions if not understood. The limiting action of a proper f.m. receiver is such that if two signals

³ If about 10 watts of r.f. generated by a (quartz) crystal oscillator and frequency multipliers at 90 Mc. is applied to an "S"-band (silicon) crystal holder, harmonics of more than ample strength for frequency-standard work in the 3000-Mc. region are produced.

enter on the same channel, the weaker will be virtually completely suppressed by the stronger. In a similar way, if noise and a *bona fide* signal are present, the signal will cause the noise to be suppressed almost entirely, while if the noise is stronger the signal will be suppressed. If the two are comparable, as is the case at the end of the range, either may predominate.

This latter situation is virtually the equivalent of what takes place with a.m. in similar circumstances. Therefore by substituting f.m. for a.m. and holding the transmitter power and receiver bandwidth constant, the range cannot be increased or decreased to any important extent. However, once the signal is greater than the noise, reception will be much more noise-free with f.m. If the deviation and receiver bandwidth are increased, the effective range will be reduced because the receiver will admit more noise, but once the receiver is well within the limiting range, the noise suppression will be even more complete.

Goldman has given a simple physical explanation of the noise suppression of wide-band systems of modulation.⁴ In principle, only a single sideband is required to convey a given amount of information. However, in these special systems the energy is distributed in many sidebands. Thus in effect the information is repeated simultaneously in a number of channels, and if at any



one time one or a few of these channels are disturbed by noise the relative effect on the whole is small. In conventional a.m. only two sidebands are utilized, and if one of these is disturbed the effect will be relatively large. To paraphrase a well-known proverb, in broad-band systems "the eggs are in many baskets," while in conventional a.m. one is putting "all the eggs in two baskets." It follows, of course, that in single-sideband a.m. "all the eggs are in one basket" and noise suppression would not be as favorable as with conventional a.m.

Pulse Modulation

Because of the action of detectors in the presence of signal and noise it is advantageous to replace a continuous-carrier system by a pulsed

⁴ S. Goldman, "Some Fundamental Considerations Concerning Noise Reduction and Range in Radar and Communication," *Proc. I.R.E.*, Vol. 36, p. 584 (1948).

⁵ See, for example, Section 7.9 of "Microwave Receivers," edited by S. N. Van Voorhis, McGraw-Hill Book Co., New York, 1948.

system when the signal is weak compared with noise and when the receiver bandwidth must be kept moderately large to accommodate frequency instability. It may be shown⁵ that when the signal is weak, even so-called "linear" detectors behave in a nonlinear manner, and the noise tends to suppress the signal. Therefore, with constant average transmitter power it is possible, by replacing a continuous-carrier signal with one containing short pulses of higher peak power, to trade a continually-existing signal which is highly suppressed for one which, although existing for only short durations, can rise above noise. On the other hand, as a pulse is made shorter the spectrum of the sidebands becomes wider, and when the reciprocal of the pulse length in seconds becomes larger than the over-all receiver bandwidth expressed in cycles per second, appreciable portions of the signal are lost. This results in distortion of the pulse shape (notably lengthening) and also a deterioration of the ability to detect the signal in the presence of noise. Thus with a bandwidth of 10 kc. pulse lengths greater than 100 microseconds should be used, while if the bandwidth is 1 Mc., pulses as short as 1 microsecond could be used. In the absence of some extraneous reason there would be little or no advantage to increasing the bandwidth and using shorter pulses, because then more noise would be introduced. In radar systems there is such an extraneous reason since the range resolution — the ability to distinguish two targets in the same direction but differing very little in distance — is improved by using shorter pulses. In simple pulsed communications systems there does not appear to be any such extraneous reason for using pulses shorter than can be accommodated in a receiver bandwidth just great enough to take care of frequency instability.

Another advantage of pulsed systems at very high frequencies is that much higher plate voltages may be applied to transmitting tubes than in continuous operation. Therefore, electron transit times are generally much smaller with the result of much higher efficiency. For these reasons tubes may be made to oscillate at higher frequencies under pulsed operation than is possible with continuous operation. Any tube with sufficiently high reserve emission and plate voltage rating may be used for pulsed operation at any frequency at which the tube can be made to oscillate. Since the average power in pulsed operation may be as large as with continuous operation the peak power may be very large indeed. In radar operation the duty cycle (that is, fraction of the total time that the transmitter is oscillating) is usually in the neighborhood of 0.1 per cent, and in pulsed telegraphy systems an approximately similar duty cycle probably would be desirable. In such a case a low-powered transmitter of 10-watt average power would have a peak power of 10 kilowatts, and the plate voltage would probably be several kilovolts! In the u.h.f. and lower-frequency microwave range disk-seal "lighthouse" tubes are very well

suited for pulsed operation. For use above 2500 Mc. there is available a special form of magnetron, the so-called traveling-wave integral-cavity magnetron. Most of these magnetrons which can be found in the war-surplus market are designed for use only with very short pulses and may not be used for continuous operation. Their efficiency usually is sixty per cent or better.




A simple pulsed telegraphy system could employ a keyed pulsed oscillator whose pulse repetition frequency is in the audio-frequency range, and the receiver would be a conventional a.m. receiver of appropriate input frequency. The pulse repetition frequency would be detected and would appear at the output of the receiver. In the case of triode transmitters the pulsing action could be supplied by grid blocking or "squegging," the same phenomenon which gives rise to self-quenched superregenerative detectors. It would be essential to provide adequate fuses to protect the tube in case the pulsing action failed and the tube either went into continuous oscillation or failed to oscillate at all. However, such a system, although very simple, would not give precise control of the pulse shape and repetition frequency. To secure such precise control a vacuum-tube pulsing circuit is required, but this would complicate the apparatus. For use with the microwave magnetrons mentioned above a vacuum-tube pulsing circuit probably is essential.

Telephony may be transmitted by pulsed methods using the audio voltage to modulate any one of the following quantities: pulse amplitude, pulse length, repetition frequency, or the timing of the pulse relative to a marker pulse, the last of these commonly being called "pulse time modulation." In order to permit separation of the audio frequency and the pulse repetition frequency in a filter in the receiver, it is necessary to use a repetition frequency at least three times as large as the highest audio frequency to be transmitted. For the transmission of speech a repetition frequency of at least 15,000 pulses per second is required. In such a situation it would be virtually impossible to use small duty cycles, and therefore it is unlikely that the advantages cited previously in the discussion of pulsed telegraphy could be exploited to any important extent in pulsed telephony. On the other hand, these systems involve the excitation of many sidebands, and therefore in principle a

high degree of noise suppression is obtainable when the signal is somewhat larger than the noise just as in the case of wide-deviation f.m. However, the complexity of the circuits required for these types of modulation probably makes them unattractive for amateur communication. For commercial applications pulse time modulation has one important additional advantage. Two or more conversations may be transmitted simultaneously by using one alternate group of pulses for one conversation and another group for a second conversation. In the receiver these may be separated by a properly synchronized "gating" circuit.


RECEIVER TECHNIQUES

The most effective type of receiver at all frequencies is the superheterodyne. At the lower frequencies it is desirable to use one or more r.f. stages mainly to suppress images and improve the noise figure but also, of minor importance, to help decouple the local oscillator from the antenna to prevent radiation and to improve stability. Although tubes exist that will amplify even at microwaves, the noise figure deteriorates to such an extent that at higher frequencies the over-all noise figure is better without r.f. amplification. Also, at microwaves silicon crystal converters are definitely less noisy than tube converters. In the 1215-Mc. band, with the tubes now available commercially, it would be very difficult to choose between an r.f. amplifier (using a "lighthouse" tube) and a crystal converter for the "front end." In the next lower band (420 Mc.) the choice would favor the r.f. amplifier, at least if carefully designed and adjusted, while in the next higher band (2300 Mc.), the choice would be completely in favor of the crystal. This situation is likely to be changed by the development of new tubes.



Because crystal converters do not amplify, attention must be paid to the noise properties of the i.f. amplifiers used with them. Furthermore, care must be exercised in the choice of the intermediate frequency. Local oscillators generate noise for a considerable range on either side of the frequency of oscillation, and if the i.f. is too low an appreciable amount of this will be in the signal channel and will be converted by the mixer to i.f. noise. (Also, image discrimination will be

(Continued on page 122)



◆
 Enlarging a hole is an easy job if you have a cheap carpenter's brace and a large rattail file. Use a block of wood for clamping a chassis in a vise.

Tools and Tricks

Some Old—Some New

BY DONALD H. MIX,* WITS

WE'LL WAGER that there aren't many readers of *QST* who can't remember being caught at one time or another in the act of cutting wire with Mom's best shears or using Dad's pet screwdriver to chisel out a hole in a chassis. Such tactics are hard on the implements, to be sure, but they are early evidence of the ability to improvise — the common trait among hams that has proved to be an invaluable asset in the armed services.

While the abuse of tools is not a practice to be universally recommended, there are many small jobs that most hams have learned to make easier by using some tools that weren't necessarily designed for the purpose. For instance, if you have to do all your chassis work with a hand drill that won't take a drill larger than $\frac{1}{4}$ inch, enlarging holes to $\frac{1}{2}$ inch can be a tedious process. But if you have a dime-store carpenter's brace, you can clamp a rattail file (minus the handle) in the brace and do the job easily. Simply turn

the brace in a counterclockwise direction and the file will walk through a chassis as though it were cheese. You can get these files up to $\frac{1}{2}$ -inch diameter or more. Don't rotate it in the opposite direction, because the file will lock up in the hole and snap off.

If you have a lot of holes to tap in sheet metal, you can speed up the job of threading by using the tap in the hand-drill chuck. You will have to use a little care to avoid snapping off the tap, but if you put a drop of oil on the tap every hole or two, hold the drill steady and back it up whenever it sticks, you shouldn't have any trouble. A two-speed drill at low speed is ideal for this sort of work.

If you are making a metal box, or putting a bottom plate on a chassis, it is seldom that all of the holes in the pieces to be joined will line up accurately, making it difficult to get the screws in place. After the first screw has been started, you can line up the others by jabbing an ice pick through the two holes and prying them into line. If they won't stay in line long enough to get the screw started, use the ice pick in an adjacent hole, prying in the direction that will bring the desired holes into line. The ice pick, as well as a machinist's scriber, is also an aid in steering a nut onto the end of a screw in a place where you can't reach it with your hand. If the scriber is of the type that has one end bent at right angles, you can use the bent end to rescue the nut if it falls off. As simple an item as a pair of tweezers can save a lot of wear and tear on the nerves.


* Assistant Technical Editor, *QST*.



◆
 Lining up holes with an ice pick.
 ◆

QST for

◆
The right-angled scriber
can serve many purposes for
which it wasn't designed.
◆



In most dime and hardware stores, you can buy very cheaply a cast-iron handle that holds tapered keyhole saw blades. The teeth of the blades are fine enough so that they will cut aluminum quite readily and can be used for cutting out large holes in panels or chassis. If you want to hold the chassis in a vise while you're working on it, place a block of wood a little thicker than the depth of the chassis underneath. The jaws of most vises won't clear the chassis otherwise.

Several manufacturers have recognized the need for special tools of the gadget class in radio-assembly and repairing work. Most hams are familiar with the screw-type socket punches made by Greenlee and also by Pioneer.¹ But perhaps you haven't noticed that they have four marks around the "cup" part that makes it possible to center the punch when the pilot hole is much larger than the screw. Just scribe lines at right angles through the center of the hole and match up the centering marks on the punch with the lines on the chassis. This makes it easy to increase the hole diameter to take a five-prong socket, for instance, where an octal socket originally was mounted. The easy way to use these punches is to clamp the head of the screw in a vise and cut the hole by turning the chassis or panel instead of the screw.

Most hams working with tools know about the automatic center punch that eliminates the need for a hammer when making hole centers in metal.

¹ Greenlee Tool Co., 1867 Columbia Ave., Rockford, Ill.; Pioneer Tool Co., 5038 West Jefferson Blvd., Los Angeles, Calif.

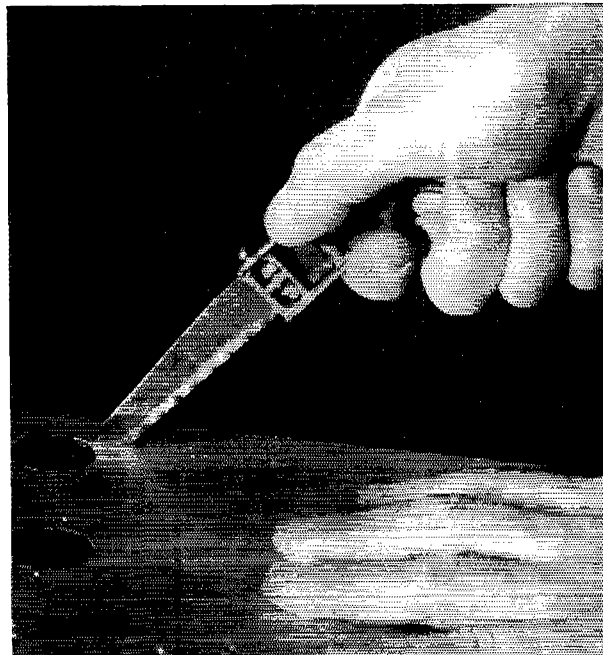
² Hytron Radio & Electronic Corp., Salem, Mass.


◆
You can use this dime-
store keyhole saw for cut-
ting large holes in aluminum.
◆

Simply press down in the handle and an internal spring gives the punch a kick that will go through thin aluminum if you aren't careful. The tension is adjustable.


Hytron "Soldering Aids"² are fast becoming well known as indispensable tools in radio work. In case you haven't seen one, it's a harmless-looking gadget with a metal insert at either end of a wood handle. One end is forked so that it can be slipped over the end of a wire that is to be unsoldered. By working the fork up close to the connection you're working on, you can wiggle the wire to loosen it up without burning your fingers. It is especially effective in removing wrap-around connections. The metal fork is coated so that it won't get gummed up with solder itself and the mass is small enough so that it doesn't conduct all the heat away from the joint as a pair of pliers often does. The other end of the tool is a tapered spike that can be used to remove old solder from terminal holes. The "Aid" will be found to have many other uses -- in restringing dial cords, for instance.

Most radio-parts catalogs carry a small angle-mounted mirror with a long handle that can be used dentist-fashion to get a peek at some hidden





In punching socket holes, turn the chassis instead of the punch bolt.

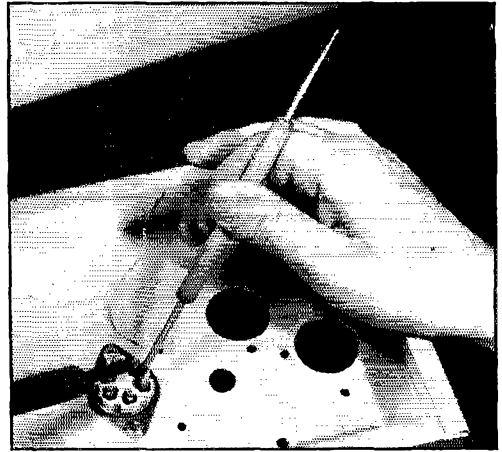


The automatic center punch (left) speeds up layout work. Cutting a socket hole is child's play with the screw-type socket punch at the right.

part. Some of these are illuminated with penlight batteries.

One of the best screw-holding screwdrivers we've seen is a new one called the "Quick-Wedge."³ A simple slider mechanism, which can be worked by the thumb of the hand holding the screwdriver, serves to distort the blade so that it gets a good firm grip on the screw slot. Not only is this tool ideal for inserting or removing screws in tight places, but you will find that it makes the job infinitely easier when you have a large number of short screws to put in place, as in mounting a bottom plate or assembling a shielding enclosure.

Another of the newer tools on the market is a cheap and simple, but very effective, wire stripper and cutter.⁴ A simple screw-operated cam sets the stripper for various wire sizes. You can strip the end of the wire with ease in places where



The Hytron "Soldering Aid" is much more of a tool than its name implies.

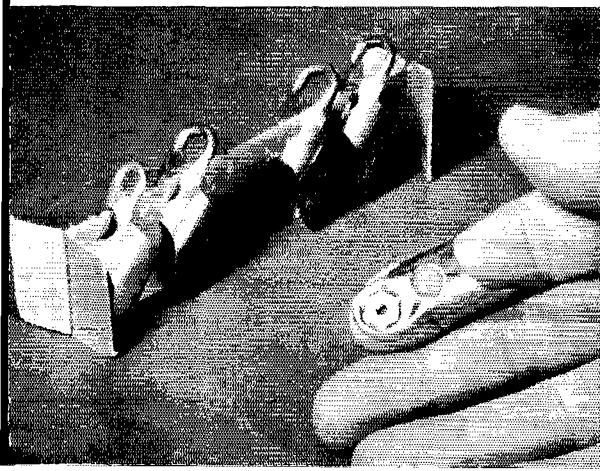
you couldn't even get near it with most other types of stripper. The cutter is shear type that makes a cleaner cut than most other cutters. The tool is made of high-grade steel, so it should last indefinitely even though it can be replaced at very little cost.

How often have you tried to hold a nut with

(Continued on page 126)

³ Kedman Co., 233 South 5th West, Salt Lake City, Utah.

⁴ K. Miller Tool & Mfg. Co., 8 Hess St., Springfield, Mass.



These "Fingertip" socket wrenches save wear and tear on your fingers if you're trying to tighten or loosen a nut.

How To Test and Align a Linear Amplifier

Adjustment Procedure for a S.S.B. Amplifier

BY ROBERT W. EHRLICH,* W2NJR

It can generally be said that a transmitter is no better than its final amplifier, and this statement applies as much to a single-sideband transmitter as to any other kind — perhaps a little more so. If the linear final in an s.s.b. rig is out of adjustment, it not only can cause roughness, splatter and TVI but also will put signals right back in the suppressed-sideband space from which the exciter is working so hard to eliminate them. In other words, it can make the best exciter in the world sound pretty sick. When the linear is properly adjusted, however, the distortion or splatter components will generally represent much less than one thousandth of the total power (30–40 db. down), effectively confining the whole signal to just the passband of the exciter.

In the four years since single-sideband techniques were first described in *QST*, a lot has been learned about the treatment of linear amplifiers — much of which previously had not been of general knowledge to amateurs. Most of these new principles have been gathered together by W3ASW in his recent article,¹ and it should be required reading for the prospective user of a linear. To go a little beyond the general principles that Dick has outlined, this article has been prepared as a guide to the various types of linear-amplifier tests — their procedures, possible oscilloscope patterns, and what to do about them.

One of the more important features of the linear amplifier is that the ordinary plate and grid meters are at best only a poor indicator of what is going on. As the meters bounce back and forth, even a person who is thoroughly familiar with this kind of amplifier would be hard put to sense whether the input power registered is attributable to (a) overdrive and underload, which yield distortion, splatter, TVI, etc., or (b) underdrive and too-heavy loading, resulting in inefficiency and loss of output.

The simplest and best way to get the whole story is to make a linearity test; that is, to send through the amplifier a signal whose amplitude varies from zero up to the peak level in a certain known manner and then observe, by means of an oscilloscope, whether this same waveform comes out of the amplifier at maximum ratings.

Test Equipment

Even the simplest type of cathode-ray oscilloscope can be used for linearity tests, so long as it has the regular internal sweep circuit. If this instrument is not already part of the regular station equipment, it might be well to purchase one

of the several inexpensive kits now on the market, so that it will be on hand not only to make initial tests but also as a permanent monitor during all operation. Barring a purchase, it is recommended at least that a 'scope be borrowed to make the line-up checks, whereupon the regular plate and grid meters can serve thereafter to indicate roughly changes in operating conditions.

All linearity tests require that the vertical plates of the 'scope be supplied with r.f. from the amplifier output. To avoid interaction within

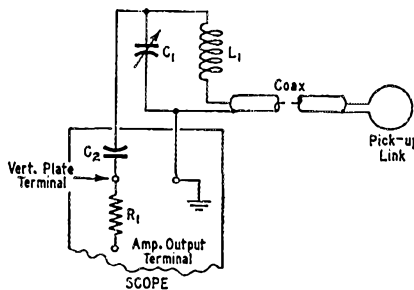


Fig. 1 — The recommended method for sampling r.f. and applying it to the vertical plates of a 'scope. The pattern height can be varied by changing the location of the pick-up loop or by varying C_1 .

C_1, L_1 — Resonant to operating frequency.

C_2 — 0.01- μ f. mica or ceramic, 500 volts.

R_1 — 0.47 megohm. Replaces normal direct connection.

the instrument, it is usually best to connect directly to the cathode-ray tube terminals at the back of the cabinet. A pick-up device and its connections to the oscilloscope are shown in Fig. 1. Normally, the pick-up loop should be coupled to the dummy load, antenna tuner, or transmission

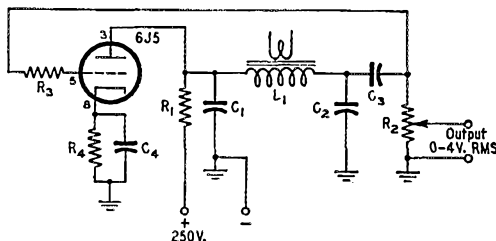


Fig. 2 — Fixed-frequency audio oscillator having good output waveform. The frequency can be varied by changing the values of C_1 and C_2 .

C_1, C_2 — 0.02 μ f., 600 volts.

C_3 — 0.01 μ f., 600 volts.

C_4 — 10- μ f. 25-volt electrolytic.

R_1 — 47,000 ohms, 1 watt.

R_2 — 0.5-megohm potentiometer.

R_3 — 2.2 megohms, $\frac{1}{2}$ watt.

R_4 — 1000 ohms, $\frac{1}{2}$ watt.

L_1 — Small speaker output transformer, secondary not used.

* 21 Glenview Drive, West Orange, N. J.

¹ Long, "Sugar-Coated Linear Amplifier Theory," *QST*, Oct., 1951.

line — in other words, to a point in the system beyond where any tuning adjustments are to be made.

The only other piece of test equipment will be an audio oscillator. Since only one frequency is needed, the simple circuit of Fig. 2 works quite well. In fact, many stations have a circuit similar to this one built right into the exciter audio system.

Two-Tone Test

The two-tone test involves sending through the amplifier or the system a pair of r.f. signals of equal amplitude and a thousand cycles or so apart in frequency. The combined envelope of two such signals looks like two sine waves folded on one another. If this waveform comes out of the final, well and good; if not, there is work to do. More about that later.

There are two commonly-used ways to generate the two-tone signal, and the choice of which to use depends on the particular exciter. For purposes of this article, the two procedures are desig-

ned Method A and Method B, and they are outlined below:

Method A — for Filter or Phasing Exciters:

1) Turn up the carrier insertion until a carrier is obtained at about half the expected output amplitude.

2) Connect an audio oscillator to the microphone input and advance audio gain until (when the carrier and the one sideband are equal) the 'scope pattern takes on the appearance of full modulation; i.e., the cusps just meet at the center line. See Chart I, photo No. 1.

3) To change the drive through the system, increase or decrease the carrier and audio settings together, maintaining equality of the two signals.

Method B — for Phasing Exciters:

1) Disable the audio input to one balanced modulator. In the W2UNJ exciter, for example, pull out one 6K6GT; or in the SSB Jr., place a short from plate to B+ on one section of the 12AT7 audio tube.

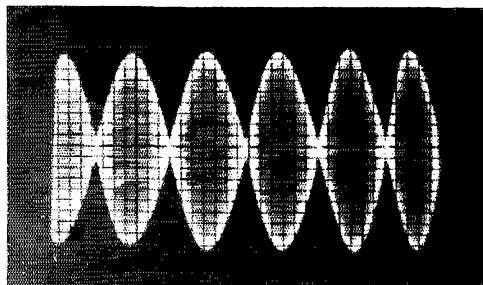
2) Connect the audio oscillator and advance audio gain to get the desired drive. Note that with one balanced modulator cut out, the resultant signal will be double-sideband with no carrier, hence two equal r.f. signals.

Double-Trapezoid Test


When Method B can be used with phasing exciters, it is possible to derive a somewhat more informative pattern by making a connection from the exciter audio system to the horizontal signal input of the oscilloscope and using this audio signal, instead of the regular internal sweep, to cause the horizontal deflection. Those who are familiar with the regular trapezoid test for a.m. transmitters will recognize this set-up as being the same, except that instead of one trapezoid, this test produces two triangles pointing toward each other.

Each individual triangle is subject to the same analysis as the regular trapezoid pattern; i.e., the sloping sides of the pattern should be straight lines for proper operation. Since it is much easier to tell whether a line is straight or not than to judge the correctness of a sine curve, the double trapezoid has the advantage of being somewhat more positive and sensitive to slight departures from linearity than is the regular two-tone pattern.

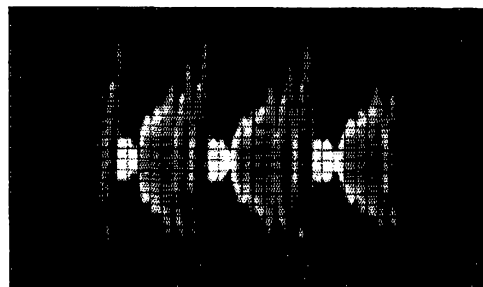
If the audio can be picked off at the plate of the audio modulator tube that is still working, the input signal need not be a pure sine wave; merely whistling or talking into the microphone



(1)



(2)



(3)

◆
Chart I — Correct Patterns. 1 — Desired two-tone test pattern. 2 — Desired double-trapezoid test pattern. 3 — Typical voice pattern in a correctly adjusted amplifier, 'scope set for 30-cycle sweep. Note that peaks are clean and sharp.
◆

should produce the appropriate pattern. If, because of the exciter layout, it is necessary to pick

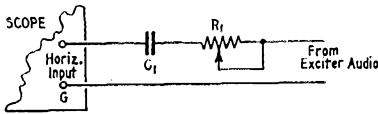


Fig. 3 — "Phaser" circuit for the oscilloscope.

C_1 — 200 μfd . or as required.
 R_1 — 0.5-megohm potentiometer.

up the audio signal ahead of the phase-shift network, it will then be necessary to use a good sine-wave audio oscillator as before. Also, with the latter set-up, the pattern will probably have a loopy appearance at first, and phase correction will be needed to make the figure close up. This can be done either by varying the audio frequency or by putting a phaser in series with the horizontal input to the scope, as shown in Fig. 3.

Ratings


Before proceeding with linearity tests, it is well to have in mind the current and power levels to expect. A suppressed-carrier signal is exactly like an audio signal, except for its frequency, so the audio ratings for any tube are perfectly applica-

ble for linear r.f. service where no carrier is involved. On the other hand, the ratings sometimes shown for Class B r.f. telephony are *not* what is wanted, because they are for conventional a.m. transmission with carrier.

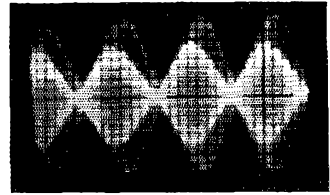
Class B, AB or A can be used. Audio ratings are frequently given for two tubes in push-pull but, unlike audio service, a Class B r.f. amplifier works quite well in a single-ended circuit. Therefore, if the amplifier is to be a single-tube stage, one-half the power and current ratings given for two tubes should be used.

If audio ratings are not given for the desired tube type, it will be safe to assume that the maximum-signal input for Class B or AB₂ service is about 10 per cent less than the key-down Class C c.w. conditions. The input will have to be held somewhat lower in Class AB₁ operation because the average efficiency is lower and, also, the tube can draw only a limited amount of current at zero grid voltage.

The maximum-signal conditions determined




(4)



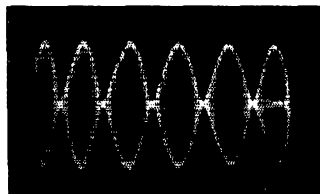
(8)




(5)




(9)



(6)



(10)



(7)



(11)


Chart II — Improper Amplifier Operation. 4 — Overdrive, indicated by flattening of peaks. 5 — Same as 4, double-trapezoid test. 6 — Too much bias, causing crossover to become pinched together rather than cutting straight across center line. 7 — Same as 6, double-trapezoid test. 8 — Two-tone test with v.h.f. parasitics. Note fuzzy halo or fringe. In milder cases the fuzziness will appear just at the peaks. 9 — Two-tone test with fundamental frequency parasitics, accompanied by overdrive. 10 — Severe overdrive and parasitics. 11 — Voice pattern showing flattening of peaks due to overdrive. When flattening is apparent on the voice pattern, the case is a severe one.

from tube data correspond in s.s.b. work to the very peak of the r.f. envelope. In a correctly-adjusted amplifier, the rated peak input would register on the meters only if one were to whistle into the microphone, otherwise the meters will always read less. In particular, the average input under two-tone linearity-test conditions is close to 65 per cent of the actual peak input for a Class B amplifier, about 75 per cent for a Class AB₂ stage, and 80 to 90 per cent for Class AB₁. With typical voice operation, the meters will kick up only to a smaller fraction of the same peak input—around 30 to 60 per cent for Class B, 50 to 70 per cent for Class AB₂, and


approximately 70 to 80 per cent for Class AB₁. To take a typical example, two 811As are rated for a maximum Class B input of 470 watts. If a single 811A is used in the r.f. final amplifier, its maximum signal input should be 235 watts and, to operate up to this rating, it should be lined up with a linearity test to about 150 watts input. Under normal voice operation, the meter will then read up to around 100 watts.

Using the Linearity Tests


The photos accompanying this article have been taken to show many of the typical patterns that may be encountered with either of the test arrangements described previously. They are classified separately as to those representing correct conditions (Chart I), faulty operation of the r.f. amplifier (Chart II), and various other patterns that look irregular but which




(12)



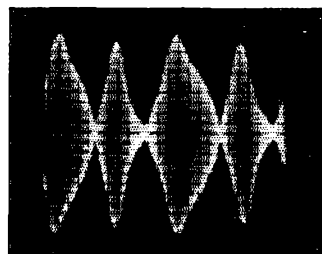
(16)




(13)




(17)




(14)



(18)

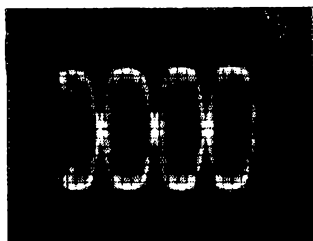


(15)




(19)


Chart III — Improper Test Set-up. 12 — Two r.f. signals unequal. In method A, caused by improper setting of either carrier or audio control. Method B, either carrier leakage through disabled modulator or unequal sidebands due to selective action of some high-Q circuit off resonance. 13 — Same as 12, double-trapezoid test (Method B). 14 — Distorted audio. A clue to this defect is that successive waves are not identical. 15 — Same distortion as 14, but switched to double-trapezoid test pattern. Note that correct pattern prevails regardless of poor audio signal. 16 — Carrier leakage through working modulator (Method B only). 17 — Same as 16, double trapezoid. 18 — (Note tilt to left.) Caused by incomplete suppression of unwanted sideband (Method A) or by r.f. leakage into horizontal circuits of scope. 19 — Double trapezoid with audio phase shift in test set-up.



(20)




(21)

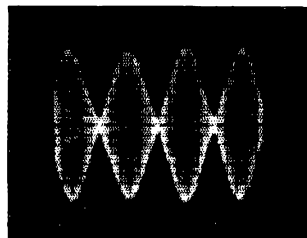


(22)

Chart IV — Amplifier Loading Characteristics. Two-tone patterns taken at the output of a Class B linear amplifier with constant drive and successively heavier loading. Measured input power: 20 — 90 watts; 21 — 135 watts; 22 — 250 watts; 23 — 330 watts; 24 — 400 watts.



(23)



(24)

really represent a peculiarity in the test set-up or the exciter but not in the final (Chart III).

Aside from the problem of parasitics, which may or may not be tough one, it should be possible without much difficulty to achieve the correct linearity pattern by taking action as indicated by the captions on the photos. It can then be assumed that the amplifier is not contributing any distortion to the signal so long as the peak power level indicated by the test is not exceeded. It is entirely possible, however, that good linearity will be obtained only by holding the power down to a level considerably below what is expected, or conversely that there will be signs of excessive plate dissipation at a level that the tubes should handle quite easily. In such cases, some attention should be given to the plate loading, as discussed below.

The several patterns of Chart IV were made to show how loading affects the output and efficiency of a linear amplifier. In the first two, loading is relatively light and limiting takes place in the final plate circuit. Reserve power is still available in the driver, evidenced by the fact that heavier loading on the final allows the peak output to increase up to the optimum level of the third pattern. With still heavier loading the output ceases to increase but in fact drops somewhat; even though the input power goes up all the time, the efficiency goes down rapidly. In the last two patterns, the driver is the limiting element in the system, and the extra power-handling capability of the final, due to heavier loading, is wasted by inability of the driver to do it justice. The following conclusions may be taken:

1) For good efficiency, the final itself must be the limiting element in the power-handling capability of the system.

2) If the final is not being driven to its limit,

² Reque, "Linear R.F. Amplifiers," *QST*, May, 1949.

it should be loaded less heavily until such is the case.

3) If the power level obtained above is less than should be expected, more driving power is needed.

There are several ways to tell whether or not the final is being driven to its limit. One way is to advance the drive until peak limiting is apparent in the output, then move the oscilloscope coupling link over to the driver plate tank and see whether or not the same limiting appears there. Another way is to decrease or increase the final loading slightly and note whether the limiting output level increases or decreases correspondingly. If it does not, the final is not controlling the system. Still another but similar method, suggested by Reque,² is to detune the final slightly while limiting is apparent, and if proper drive conditions prevail the pattern will improve when the amplifier plate is detuned.

The intermediate and driver stages will follow the same laws, except that the thing called "loading" on a final is often referred to as "impedance matching" when going between tubes. More often than not, an apparent lack of power transfer from a driver to its succeeding stage is due to a poor match. Just as in Class B audio service, a step-down type of coupling is required between power stages, and the person who is accustomed to the conventional plate-to-grid coupling-condenser technique will be surprised to find how effective it is to tap the driven stage down on its tank — or otherwise to decouple the system. For example, an 807 driving a pair of 811s requires a voltage step-down of about 3 or 4 to 1 from plate to each grid.

Dummy Load

For the sake of everyone concerned, linearity tests should be kept off the air as much as possi-

(Continued on page 128)

On the Air with SINGLE SIDEBAND



So far as we (meaning V.H.F. Editor W1HDQ) know, all of the 50-Mc. s.s.b. work is confined to the W1 call area, with W1s PNB, CGY and SCO breaking the trail. As you can well imagine, it's a lonely sort of life, since reception is only possible with crystal-controlled converters, and the faster tuning rate of 50-Mc. receivers makes it easier for stations to pass over the carrierless transmissions. However, patience finally paid off for W1CGY, and he established the first long-hop s.s.b. QSO on 50 Mc. by working VE3AET via aurora last March. Conditions were marginal and changing fast, so extensive tests could not be made, but there is some indication that the s.s.b. transmissions would be readable in aurora when double-sideband a.m. is out of the question.

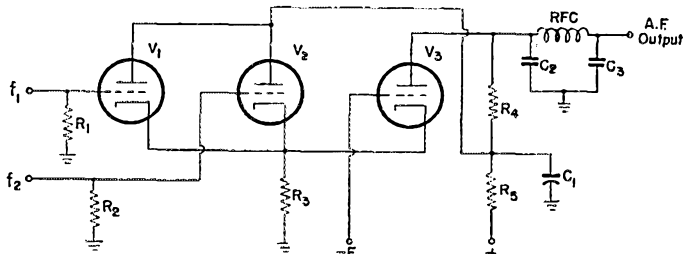


Fig. 1 — The Crosby "product" detector. The two signals, f_1 and f_2 , are isolated by cathode followers V_1 and V_2 and mixed in V_3 . The bias on V_3 , -E, is adjusted for minimum amplitude detection. The filter C_2 , C_3 and RFC attenuates f_1 and f_2 and prevents their overloading the audio amplifier.

In a nice letter from Hans Alvim, LA6J, he tells of his s.s.b. experiences. His first rig was a phasing job running about 150 watts, and during the year it was used his best DX was a VK. His current rig is patterned after "SSB Jr." (*GE Ham News*, Nov.-Dec., 1950) and ends up with a pair of 811-As on all bands, 80 through 10. The receiver consists of crystal-controlled converters ahead of a BC-453 (German version) tuner.

At a dinner held in New York City in March for the s.s.b. gang, about 30 active s.s.b. operators showed up, from W2, W3, W4, W6 and W8. The only complaint about the otherwise wonderful affair was that there wasn't enough time for everyone. Credits for the arrangements and thanks from everyone go to W2NJR.

W6GGM at Santa Cruz, Calif., has some interesting dope on s.s.b. out his way. Out there they have been operating a great deal around

3800 kc. They find it to be a good spot, and it has the advantage of being tuned first by the DX stations. Walt worked ZS6DW (3695) in February and ZS6KD (3690) in March, both around 8 P.M. Their carrier could be heard on several different occasions, but their modulation could be heard only on the two nights when contacts took place. Walt is sure that contacts will be more frequent when these ZSs get their s.s.b. rigs going. W6EDD and W7JOK have also gotten through to ZS.

W6GGM is using a W2UNJ exciter with 2E26s in place of the 6V6s, with a positive bias of about 30 volts on the screens. The idling current is low under these conditions, of course. Zero screen bias has been tried, but the linearity is not as good. Plate voltages up to 1000 have been used, but with 500 volts there is plenty of drive for the p.p. 100THs.

At the recent IRE Convention in New York, Murray Crosby delivered an interesting paper on excited-carrier reception and mentioned the "product" detector shown in Fig. 1. No values were given, but R_1 and R_2 would be normal grid leaks of 0.5 megohm or so, R_4 would be a normal plate load resistor for V_3 in audio service, and R_5C_1 an audio and r.f. filter. R_3 might require some selection, depending upon the tube types that are used. The circuit is certainly worth a try as a good detector for s.s.b. or c.w. reception.

Ken Stiles, W2MTJ, passes along some useful tips to those fellows who have built or are building W1JEO-type exciters (Nov., 1950, *QST*, or current *Handbook*). To quote

his letter, "A number of fellows have trouble getting adequate carrier suppression in the W1JEO exciter. The trouble appears to be that the crystal oscillator operates on one mode of crystal resonance and the suppression crystal operates on the other, with a consequent difference in frequencies of 500 cycles or more. A change in the oscillator circuit of the 6K8 triode section will take care of the situation. The arrangement in Fig. 2A, using a Pierce oscillator, works fine at W2MTJ and has been successfully adapted by several others. It results in the oscillator frequency being very close to the frequency of the suppression crystal. By tuning C_1 , the oscillator frequency can be set exactly in the slot of the suppression crystal. No changes are required in the remainder of the 6K8 circuit. The oscillator injection voltage obtained is adequate for several volts of audio input. In my exciter I limit the audio input to 1 volt, however, to get the proper level for the two-tone test pattern.

"When the Pierce oscillator was first used like this, the amount of carrier at the output of the carrier-reinsertion amplifier was inadequate, and a slight change was required in the circuit, as shown in Fig. 2B. With this arrangement, sufficient carrier reinsertion is obtained to be equal (at the 6SN7 grids) to the component obtained with 1 volt of audio input to the 6K8.

Here is a station that is about as far from the average as you can find. W4OLL at Herndon, Va., operated by Jack Brown of crystal-lattice fame, is set up for only two modes of communication: single sideband and radioteletype! The transmitter runs a kilowatt to a 30FTL — receiving gear is a Super-Pro with provision for crystal stabilization, a 20-kc. selectable-sideband adapter, and a Panadaptor.

QST for



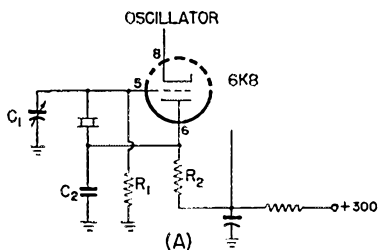
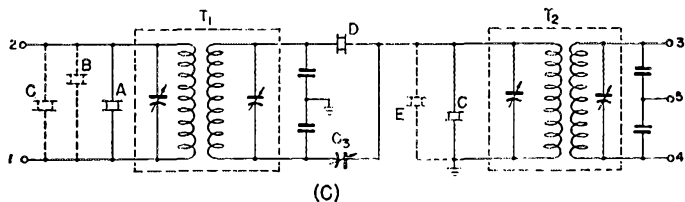
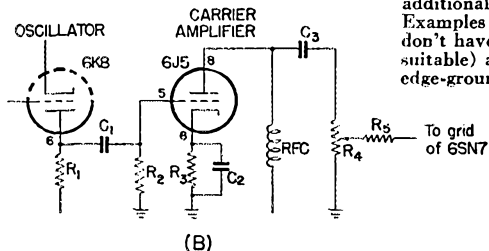


Fig. 2 — Improvements for the W1JEO crystal-filter exciter suggested by W2MTJ.

The revised oscillator circuit at A permits adjustment of the oscillator frequency and consequently better carrier rejection. C_1 , 100- μ fd. adjustable; C_2 , 470 μ fd.; R_1 , 0.1 megohm; R_2 , 20,000 ohms.

The revised oscillator circuit does not offer as much voltage available for carrier reinjection, and the circuit of B gives more amplification. C_1 , 47 μ fd.; C_2 , 0.01 μ fd.; C_3 , 0.001 μ fd.; R_1 and R_4 , 20,000 ohms; R_2 , 0.12 megohm; R_3 , 1000 ohms; R_5 , 0.2 megohm.

Better sideband rejection is obtained by paralleling additional crystals, as shown by the dotted lines in C. Examples of crystal-channel numbers (although these don't have to be used — any adjacent channels will be suitable) are: A, 323; B, 322; C, 321; D, 320; E, 321, edge-ground to raise frequency several hundred cycles.



"The use of additional crystals in the filter has proven beneficial. These crystals, placed in parallel with the normal suppression crystals, will provide more uniform suppression of the unwanted sideband and can even be used to control the 0-200-cycle portion of the wanted sideband to obtain a more desirable speech-equalization characteristic. The additional crystals can be added either in parallel with the sideband-suppression crystal, A of Fig. 2C, or in parallel with the carrier-suppression crystal, C. Example crystal-channel numbers are given in the sketch, but any crystals in the range can be used, provided they are for adjacent channels and the same relationship is retained. The use of multiple crystals results in a slight increase in capacity across the transformer winding, and the transformer tuning condenser must be retuned when the crystals are added. It should be noted that crystals of the two-digit series that fall in the desired frequency range may also be used to fill in between the three-digit-series crystals normally used. If these are not available, the crystals at hand can be edge ground to fit them in where a hump is observed in the sup-

pression characteristic of the unwanted sideband. With a little time spent in adding crystals, and retuning C_3 to obtain the best suppression characteristic, it is possible to obtain an average suppression of the unwanted sideband near 30 db. C_3 should be checked for optimum tuning each time a crystal is added or changed."

Arnold King, W2JJC, recently worked ZS6KD on 75 s.s.b., and the antenna he used is an interesting one. As shown in Fig. 3, it is a "turnstile" antenna. These antennas are, of course, widely used in v.h.f. work, but this is the first instance we know of their being used on low frequencies. They are practically nondirectional in the horizontal plane.

The antenna changeover used at W2JJC is also quite interesting, since it permits the use of the same antenna for transmitting and receiving without the big change-over relays usually associated with such practice. As shown in Fig. 4, a quarter-wave stub is shorted out when transmitting,

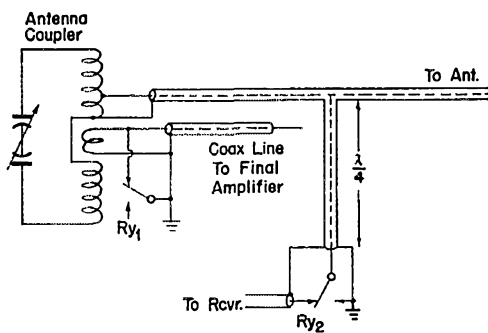


Fig. 4 — The duplexing system at W2JJC uses no antenna relays in the usual sense. The feed line from the antenna runs to an antenna coupler and is tapped across a portion of the coil. A quarter wavelength of coaxial line (41 feet at 3995 kc.) tapped off the main feed line runs to the receiver. On transmit, R_{y2} disconnects the receiver and shorts the end of the quarter-wave line, so that it has no effect on transmission. During receiving periods the link from the transmitter is shorted by R_{y1} .

but during receiving the stub feeds on through to the receiver. In Army's set-up, R_{y1} is a d.p.d.t. relay in which the second circuit controls screen voltage to his 813s. R_{y2} is also a d.p.d.t. affair; the second arm swings a ground to either exciter or receiver, for control of their respective circuits. Both relays are operated by voice control. The quarter-wave stub must be changed for each band, of course. — B. G.

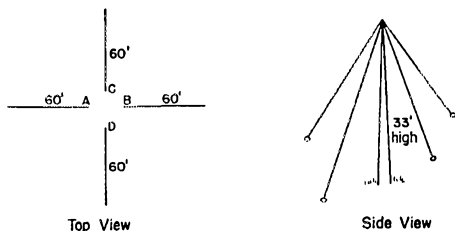


Fig. 3 — The 75-meter "turnstile" antenna used at W2JJC is only 33 feet high at the center and 10 feet high at the corners, but it works out very well. Points A and B are fed with one length of RG-8/U cable and points C and D fed with another length a quarter-wavelength (41 feet) longer. The two coaxial lines are then connected in parallel at the transmitter and coupled in the normal way.

The 6BQ7 on Six and Two

Cascade-Type R.F. Amplifiers for V.H.F. Use

BY C. VERNON CHAMBERS,* WIJEQ

V.H.F. men, always quick to employ new tubes and techniques that will improve reception at the higher frequencies, are now well acquainted with the 6BQ7 low-noise dual triode and the use of the cascade-type amplifier circuit. This combination, the 6BQ7 and the cascode, has already proven its worth while serving in a v.h.f. converter¹ and, as a result, it does not seem necessary to reting the praises of this *hot* front end. Rather, we shall immediately commence the description of a pair of simple r.f. amplifiers that will add considerably to the effectiveness of existing 50- and 144-Mc. receiving equipment that may be deficient in signal-to-noise ratio or gain.

Separate amplifiers were built for the two bands because a good one-band job usually outperforms a multiband unit that requires coil changing. Simplicity of construction and alignment also go hand-in-hand with one-band circuits. Fortunately, this version of the cascode is a conservative user of parts and, as a result, cost need not be the factor that determines how many circuits will be used for the job on hand.

Each of the cascode amplifiers or "direct-coupled driven-grounded-grid" circuits, as they are sometimes called, uses a 6BQ7 tube. The amplifiers are broadband affairs which ordinarily require no retuning after the preliminary alignment has been made. Their gain is approximately 15 and 12 db. at 50 and 144 Mc., respectively. The signal-to-noise ratio compares favorably

with that obtained with any good triode amplifier and is superior to that of a pentode amplifier having equivalent gain. An inexpensive power supply is an integral part of the unit.

The Circuits


Both of the r.f. amplifiers employ the circuit shown in Fig. 1. The parts list that accompanies the schematic identifies the components having one-band characteristics. In the circuit, C_3 and L_1 form a high- Q resonant tuner that is tightly coupled to the input inductor, L_2 . The output circuit consists of capacitor C_3 , the upper section — the part above the tap — of L_3 and the output link, L_4 . A variable padder is used as C_8 at 50 Mc. and a fixed 2- μfd . ceramic is used as the padder at 144 Mc. If a ceramic trimmer having a sufficiently-low minimum capacitance is available, it may be used as C_8 at the higher frequency. A Centralab type 822 trimmer having a minimum capacitance of 1.5 μfd . will serve the purpose nicely.

The amplifier circuits are made completely stable by employing shielding — more about this later — and neutralization. The neutralizing circuit has a 1- μfd . capacitor, C_6 , connected between the input grid of the 6BQ7 and the lower end of the plate coil. When used with the power supply to be described, the amplifier tubes operate with low plate voltage and, as a result, the tendency toward self-oscillation is extremely slight. In fact, the circuits will not take off without neutralization under some conditions of loading. However, the noise figure is improved slightly by neutralization.

The power supply for the amplifiers uses a

* Technical Assistant, *QST*.

¹ Tilton and Chambers. "Using the 6BQ7 on 220 and 144 Mc." *QST*, September, 1951.



The 50- and the 144-Mc. r.f. amplifiers are at the right and the left ends of the chassis, respectively. The power transformer is to the rear of the filter capacitor and the control switch is centered on the front wall of the assembly.

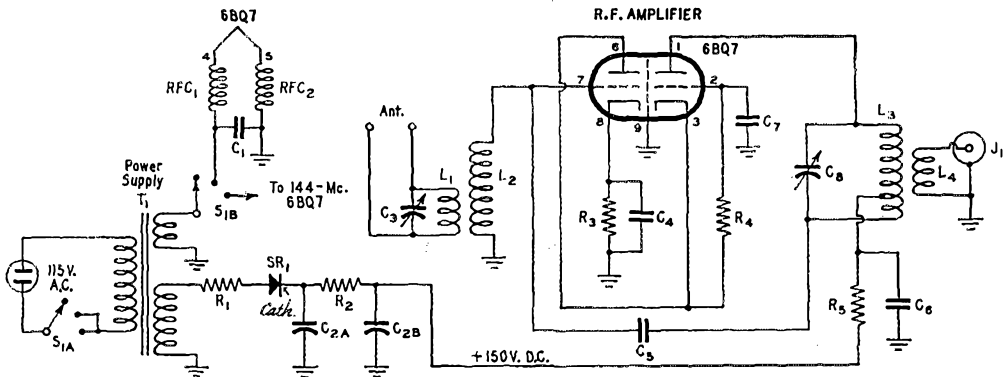


Fig. 1 — Circuit diagram of the 6BQ7 amplifier unit.


- C_1, C_4, C_6, C_7 — 0.001- μ fd. disk ceramic.
 C_{2A}, C_{2B} — Dual 20- μ fd. 250-volt-wkg. electrolytic (Mallory FP-217).
 C_3 — 15- μ fd. variable (Millen 20015).
 C_5 — 1- μ fd. silver mica.
 C_8 — 50 Mc.: 4.5–25 μ fd. ceramic trimmer (Centralab 822).
 144 Mc.: 2- μ fd. ceramic (Eric Ceramicon).
 R_1 — 22 ohms, $\frac{1}{2}$ watt.
 R_2 — 3300 ohms, $\frac{1}{2}$ watt.
 R_3 — 100 ohms, $\frac{1}{2}$ watt.
 R_4 — 0.47 megohm, $\frac{1}{2}$ watt.
 R_5 — 1000 ohms, $\frac{1}{2}$ watt.
 L_1 — 50 Mc.: 6 turns No. 20 tinned, $\frac{5}{8}$ -inch diam., $\frac{3}{8}$ -inch long (B & W Miniductor No. 3007).
 144 Mc.: 3 turns No. 16 enam., $\frac{3}{8}$ -inch diam., turns spaced wire diam.
 L_2 — 50 Mc.: 11 turns No. 20 tinned, $\frac{5}{8}$ -inch diam., 11/16 inch long (B & W Miniductor No. 3007).
 144 Mc.: 5 turns No. 16 enam., $\frac{3}{8}$ -inch diam., $\frac{1}{2}$ inch long.
 L_3 — 50 Mc.: 14 turns No. 20 tinned, $\frac{1}{2}$ -inch diam., $\frac{7}{8}$ inch long, tapped at 3 turns from C_5 end. (B & W Miniductor No. 3003).
 144 Mc.: 6 turns No. 14 tinned, $\frac{3}{8}$ -inch diam., 5 turns spaced diam., last turn adjustable, tapped 1 turn from C_5 end.
 L_4 — 50 Mc.: 3 turns No. 22 enam. wound around L_3 just above the tap.
 144 Mc.: 2 turns No. 18 enam., $\frac{3}{8}$ -inch diam., inserted between 4th and 5th turns of L_3 .
 J_1 — Coaxial cable connector.
 RFC_1, RFC_2 — 50 Mc.: 8 turns each No. 18 enam., close-wound (bifilar) on 3/16-inch diam.
 144 Mc.: Same as above only 5 turns each.
 S_{1A}, S_{1B} — 3-pole 3-position selector switch with one section unused (Centralab 1407).
 SR_1 — 20-ma. selenium rectifier (Radio Receptor Corp. 8Y1).
 T_1 — Power transformer: 150 volts r.m.s., 25 ma.; 6.3 volts, 0.5 amp. (Merit P-3046).

TV booster-type power transformer, an inexpensive selenium rectifier and a resistance-capacitance filter. This supply delivers approximately 160 volts at the current drawn by a single 6BQ7, furnishes 6.3 volts a.c. for the amplifier-tube heaters, and can be put together for less than five dollars. A.c. input to the power transformer is controlled by S_{1A} and section S_{1B} is a heater switch used to activate either one of the r.f. stages.

Construction

An aluminum chassis measuring 2 by 5 by 7 inches is used as the base for the amplifier assembly. Naturally, a smaller chassis may be used if the constructor is interested in only one of the preamplifiers. Top and bottom views of the unit show how the r.f. circuits are laid out to the right and the left of the supply components. If the 6BQ7 tube sockets are set back two inches from the front wall of the chassis, there is ample

A bottom view of the amplifier unit showing the input and the output connectors mounted on the rear wall of the chassis. Power supply components are centered in the chassis.



room for mounting the input coils between the sockets and the antenna tuning capacitors. The antenna coils, L_1 on the diagram, are mounted directly on the terminals of the panel-supported variable capacitors and the grid inductors, L_2 , are soldered between the No. 7 prongs of the sockets and grounded soldering lugs. As seen from the bottom view, the heater r.f. chokes are connected between the sockets and the tie-point strips which are located to the left of the sockets.

The 50-Mc. plate circuit has the inductor mounted on the ceramic trimmer, C_3 . In turn, C_3 is supported away from the underside of the chassis by means of metal pillars and 4/40 hardware. A $\frac{5}{8}$ -inch hole is cut in the chassis directly above the capacitor, thus making adjustment from the top of the chassis possible. The 144-Mc. plate coil is supported at the plate end by prong No. 1 of the tube socket and at the other end by a tie-point strip, which is in turn mounted to the rear of the socket.

Flashing copper is used as the shielding between the input and the output circuits of the amplifiers. This material can be obtained at most hardware stores and can be easily cut into 1-inch squares with the aid of tin-snips and then soldered to the center posts of the tube sockets by using a soldering iron of ordinary weight.

Testing

The power supply should be tested with the amplifier decoupling resistors, R_5 , disconnected from the junction of R_2 and C_{2B} . Under this no-load condition, and with S_1 set to deliver 115 volts a.c. to T_1 , the output voltage of the supply should measure approximately 200 volts. If the resistors are now connected in place and the supply again turned on, the output voltage should drop to approximately 160 volts after the 6BQ7 (whichever one happens to be in use) has warmed up. Cathode voltage for the amplifier tube should measure about $\frac{3}{4}$ volt if the circuit is not oscillating. If there is any doubt about the stability of the circuit, it is advisable to insert a 10- or 15-ma. meter in series with R_5 so that plate-current behavior may be examined. If the current does not remain stationary at approximately 6.5 ma. when the grid coil is touched, it is an indication that the neutralization is not complete. Lack of neutralization at 50 Mc. is corrected for by repositioning the tap on L_3 and at 144 Mc. by adjusting the spacing between the last two turns of L_3 .

There should be no difficulty in lining up the 50-Mc. amplifier if a test signal is available. It is only necessary to peak the input and the output circuits at the approximate center of the band by means of the variable capacitors. Input and output coupling will be proper if the output link is tightly coupled to L_3 and if the antenna coil is placed as close as possible to the grounded end of L_2 .

The 144-Mc. amplifier is a little more difficult

²Tilton and Chambers, "Crystal-Controlled Converters for V.H.F. Use," *QST*, September, 1950. Also *Radio Amateur's Handbook*, 1952 edition.

to align and, if a grid-dip meter is available, it should be used to check the resonant frequency of L_2 and L_3 . These inductors should be made to resonate at the center of the band by either closing or opening the spacing between turns. It is advisable to have the plate-voltage lead disconnected and the heater-voltage line applied during these adjustments.

After the 144-Mc. circuits have been resonated, the over-all frequency response may be flattened by adjusting the coupling to the input and the output circuits.

The gain figures mentioned earlier were made while using the amplifiers ahead of the crystal-controlled converters described at an earlier date.^{1, 2} The antennas employed were fed with 300-ohm line and 75-ohm coaxial cable was used between the amplifiers and the converter input circuits. A separate power supply capable of delivering up to 250 volts may be used if desired. The gain of the amplifiers may be slightly higher at the increased voltage.



25 Years Ago

this month

May, 1927

... Government radio regulation is rapidly stabilizing and amateurs are warned to observe the band limits which have now become enforceable law.

... "Emergency Transmitters," by Rufus P. Turner, 1AY, stresses the need for such auxiliary apparatus in every truly progressive amateur installation.

... A simple low-power transmitter using UX-171 tubes in a self-rectifying Hartley circuit is detailed by Assistant Technical Editor Harold P. Westman.

... Commercially-available relays applicable to amateur gear are listed and described by Technical Editor Kruse.

... Performance of the UX-852 T-type transmitting tube is thoroughly discussed by Mr. Kruse.

... For good results at low cost, S. E. Hall's article on electrolytic rectifiers recommends the use of sodium bicarbonate as the electrolyte.

... It's false economy, writes 2PF, to use fifteen-dollar 150-200-meter crystals for harmonic operation in lieu of 80-meter crystals selling for ten dollars more.

... A Five-Meter CQ Party is announced, its object to stimulate activity in this range.

... Seattle's 7BB has logged the 5-meter test transmissions of 2EB, Jamaica, L. I., N. Y. Oscillating detectors with single stages of audio were used by 9EHT and 9BVC to copy 2EB's signals.

... The widely-held belief that 20 meters is strictly a daylight band is being dispelled by numerous reports of DX worked at night.

... A letter from Karl E. Zint, radio operator aboard Zane Grey's yacht *Fisherman*, thanks amateurs for outstanding service in the handling of DX traffic.

... 1NF and 9DMJ are described and pictured as typical up-to-date amateur stations of the day.

14,350-14,400 KC. WITHDRAWN

Effective April 1st, to conform to the new Atlantic City table of allocations, the amateur 20-meter band was modified by FCC to read 14,000-14,350 kc. The top 50 kc. is withdrawn from amateur use. See "Happenings" in this issue for more details.

Tuning Two Meters on the Car Receiver

A Crystal-Controlled Converter for Civil Defense

BY JAMES H. CREUTZ,* W2PMQ

THIS 2-meter mobile converter was designed expressly for operation in the two bands earmarked by the FCC for civil defense communications — 145.17 to 145.71 Mc. and 146.79 to 147.33 Mc. These frequencies are covered completely, merely by tuning the automobile broadcast receiver over the range of 540 kc. to 1080 kc. This makes it quite practicable to enjoy, during 2-meter mobile operation, the ease of tuning and the frequency stability afforded by a broadband crystal-controlled converter. The converter is simple; its three tubes draw only 20 ma. at 150 volts, which even the garden-variety of automobile broadcast receiver can spare. Voltage regulation is not necessary.

Simultaneous Tuning

The trick of tuning two bands, each 540 kc. wide and separated by 1080 kc. on a broadcast receiver having a total coverage of only a little over 1000 kc., is accomplished by simultaneous tuning of both bands. The converter and automobile broadcast receiver constitute a double-superheterodyne receiver in which tuning is accomplished by varying the first intermediate frequency (tuning the broadcast receiver, in other words). Fixing the converter mixer injection frequency at 146.25 Mc. permits the converter to transform all frequencies in one of the desired bands, from 146.79 to 147.33 Mc., into frequencies from 540 kc. to 1080 kc. which the broadcast receiver can select. (In this function the received frequency is *higher* than the injection frequency.) Simultaneously the converter mixer is transforming all frequencies from 144.71 Mc. to 145.17 Mc. into frequencies from 540 kc. to 1080 kc. which the broadcast receiver can select. (In this function the received frequency is *lower* than the injection frequency.)

Normally, one of the two frequencies being received simultaneously would be called the desired frequency and the


* R. F. D. No. 1, Box 199, Red Bank, N. J.

• By selecting the frequency of 146.25 Mc. for the crystal-controlled oscillator of this little converter, it is possible to tune the two c.d. bands of 145.17 to 145.71 and 146.79 to 147.33 simultaneously by tuning the car b.c. receiver from 540 to 1080 kc. This system not only permits a converter of very small dimensions, but also provides excellent frequency stability and ease of tuning superior to any other system. As the photographs show, the construction of the unit is simplicity itself.

other the image frequency. The receiver would be described as a superheterodyne in which the image ratio is very poor. But inasmuch as the images are within a desired band of frequency coverage, this is an asset rather than a liability. The first intermediate frequency (in the broadcast band) is so low with respect to the very-high-frequency signal being received that one cannot say which is the desired frequency and which is the image frequency. Both are received with essentially equal strength, considering that the fixed tuned circuits in the r.f. portion of the converter can't discriminate much against signals a few hundred kilocycles apart. The selectivity of the entire system, of course, is most excellent, for the broadcast receiver provides not only the tunable first intermediate frequency but also the selective fixed second intermediate frequency (455 kc. or so) of the double-superheterodyne receiver.

Using this system, of course, one cannot determine which of two frequencies is being received; conceivably a station on 145.17 Mc.

◆
Top view of the two-meter crystal-controlled converter.
◆



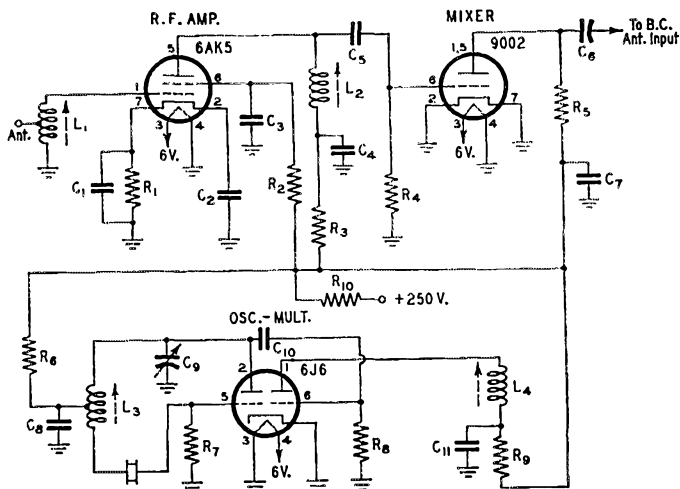


Fig. 1 — Circuit of the 2-meter mobile converter.

- | | |
|---|--|
| $C_1, C_2, C_3, C_4, C_7, C_8, C_{11}$ — 0.005- μ fd. disk ceramic. | R_8 — 0.22 megohm, $\frac{1}{2}$ watt. |
| C_5 — 50- μ fd. ceramic. | R_{10} — 5000 ohms, 10 watts, wire-wound (in car receiver). |
| C_6 — 0.001- μ fd. paper. | L_1 — 3 turns No. 18, $\frac{1}{2}$ -inch diam., tapped 1 turn from ground end. |
| C_9 — 50- μ fd. midjet variable. | L_2 — 2 turns No. 18, $\frac{1}{2}$ -inch diam. |
| C_{10} — 100- μ fd. ceramic. | L_3 — 7 turns No. 22, $\frac{1}{2}$ -inch diam., tapped approx. 2 turns from crystal end. |
| R_1 — 270 ohms, $\frac{1}{2}$ watt. | L_4 — 2 turns No. 18, $\frac{1}{2}$ -inch diam. All turns spaced approx. diameter of wire. See text regarding iron slug. |
| R_2, R_3, R_9 — 1000 ohms, $\frac{1}{2}$ watt. | |
| R_4 — 1 megohm, $\frac{1}{2}$ watt. | |
| R_5 — 0.1 megohm, $\frac{1}{2}$ watt. | |
| R_6 — 3300 ohms, 1 watt. | |
| R_7 — 1000 ohms, $\frac{1}{2}$ watt. | |

could be QRMD by a station on 147.33 Mc. Activity on 2 meters is seldom so great that this will happen.

Circuit

Fig. 1 shows the simple circuit of the converter. A 6AK5 is used as an r.f. amplifier stage, peaked at approximately 146 Mc. and broad enough to give essentially constant amplification over both of the bands. The mixer stage is a 9002, chosen primarily because of its low plate-current drain and quiet mixing characteristics. A 6J6 is used as an overtone oscillator and harmonic amplifier. This circuit may appear tricky to the Novice, but ample data on it have appeared in *QST* and *The Radio Amateur's Handbook*, since the original *QST* articles in October and November 1948, to make it a common tool of the v.h.f. enthusiast. The first section of the 6J6 dual triode is a regenerative oscillator using an overtone crystal; the second section is operated as a frequency multiplier.

The particular crystal used here is a conventional commercial 14,625-kc. crystal. It is a third-overtone oscillator, with a fundamental frequency of 4875 kc., and is intended to oscillate on its third overtone of 14,625 kc. for doubling into the 10-meter band at 29,250 kc. However, it oscillates freely on its fifth overtone, 24,375 kc., in the first section of the 6J6. This frequency is multiplied six times in the second section of the 6J6 stage, giving output at a frequency of 146.25 Mc.

Construction

The converter is constructed in and on an aluminum box measuring $2\frac{1}{4}$ by $2\frac{1}{4}$ by 5 inches. Tubes and tuning slugs are mounted on one side, the overtone crystal and controls to vary the inductance and capacitance of the oscillator circuit are mounted on one end, while a five-prong plug is mounted on the other end for both input and output connections. Over-all dimensions are $2\frac{1}{4}$ by $4\frac{1}{4}$ by $7\frac{3}{4}$ inches. The entire unit is plug-in, which proved to be a very handy feature in the early design, test and debugging stages. The converter plugs into a tube socket mounted in a much smaller box to which antenna input and output, 6-volt, and 150-volt leads are run. No trouble was encountered in placing 2-meter antenna input and broadcast-frequency output connections side by side; however, other builders of similar equipment may prefer conventional coaxial connectors for antenna circuits.

The bottom view of the converter shows the layout of parts. Mounted on the end near the crystal socket are C_9 and L_3 . The 6J6 socket can be seen near C_9 . Nearest coil to L_3 is coil L_4 and adjacent to L_4 is L_2 . Sufficient stray coupling exists between L_4 and L_2 to provide oscillator injection without using a separate capacitor.

Coils L_1 , L_2 and L_4 are made of stripped No. 18 solid copper tinned hook-up wire. They are air-wound, supported at their ends by either convenient tube-socket terminals or small stand-off insulators. These coils are slug-tuned by separate powdered-iron slugs mounted to the chassis. This method of construction is admittedly a junk-box solution; use of efficient slug-tuned forms is recommended.

The top view shows the tube location from left to right (crystal end to plug end) as 6J6, 9002, and 6AK5.


Resistor R_{10} , not shown, necessary to drop the operating voltage for the converter to approximately 150 volts, is located in the car receiver.

Testing & Alignment

A grid-dip meter, high-frequency receiver, 2-meter receiver, and broadcast receiver are used in testing and aligning the converter. Operating voltages are furnished by the broadcast receiver. The grid-dip meter is not absolutely essential, but the ham who builds his own tuned circuits finds it eliminates many hours of cut-and-try.

Getting the overtone oscillator to work is the

Bottom view of the two-meter converter. All coils are provided with iron-core slugs for adjustment.



first job. The proper L/C ratio in the tuned circuit, L_3C_9 , is of extreme importance for proper crystal-overtone operation. Use of the grid-dip meter, pruning of L_3 and adjusting C_9 are necessary until the following conditions are met:

a) The tap on L_3 is approximately one third of the way up from the crystal end of the coil. (A little less than one-third worked best in this particular case; tap two turns up on a 7-turn coil.)

b) L_3 and C_9 tune to 24.375 Mc. with the slug of L_3 in approximately the mid-position of the coil and C_9 approximately half meshed. This permits making necessary variations in both L and C while retaining the same resonant frequency.

The use of the slug-tuned coil for L_3 usually eliminates the need for changing the position of the coil tap. If adjustments do become necessary in the coil turns or tap, keep in mind that only the plate portion of the coil is tuned by C_9 (in series with C_8) and that the crystal portion of the coil is a feed-back winding. Changes in position of the tap will change both the circuit tuning and the amount of regeneration.

Measuring grid current with a milliammeter between the ground end of R_7 and ground is probably the best way to get an indication of proper oscillation. Tune C_9 through its range until a sharp rise is detected in grid current, indicating that the stage is oscillating. Monitoring the oscillator signal on a receiver tuned to 24.375 Mc. is almost essential. The circuit should be adjusted until the stage oscillates at 24.3 Mc. and no other frequency. There should be only one point in the tuning range of C_9 at which any oscillation occurs; if there are more, the crystal is not controlling the oscillations. Tune the receiver back and forth around 24.375 Mc.; if several signals (birdies) are heard, change the setting of the slug in L_3 and try again for one point of oscillation.

When the oscillator is working properly, a clean, strong signal will be received at 24.375 Mc. and at no other frequency. (There should be no output at 4875 kc.; the lowest radio frequency generated is 24.375 Mc.) The crystal will "plop" into oscillation each time voltage is applied. If the stage refuses to oscillate imme-

diately upon application of plate voltage, vary the position of the slug in L_3 slightly and retune C_9 for resonance.

L_4 can be tuned to 146.25 Mc. by setting a 2-meter receiver to that frequency and adjusting the slug for maximum S-meter reading. One caution — it is possible to pick off the wrong harmonic in the multiplier section of the 6J6 and the best insurance against this is to construct L_4 so that it resonates at the proper frequency by using a grid-dip meter.

L_1 and L_2 are tuned for maximum signal response at 145.5 and 147 Mc. respectively; their peaking will be quite broad.

Installation

The converter is installed under the dash of the author's car, adjacent to other receiving equipment for other amateur bands. The usual mobile receiver suggestions apply, with especial reference to filtering out vibrator hash from the car-receiver power supply. A series-type limiter, installed in the car receiver, is helpful.

Operation

The converter has performed satisfactorily in local 2-meter mobile work for a period of several months. In mobile use, the converter and car receiver do not constitute as sensitive a receiving system as a good home receiver, but this is a problem common to all mobile work. When the converter is used in the shack, and fed into a sensitive broadcast receiver, reception is excellent.

Answer to QUIST QUIZ on page 10

B is right, because the antenna ammeter (or an antenna voltmeter) is the only indication of output. Most triode amplifiers that obtain the screen voltage from a dropping resistor will show this effect, since the plate tuning has considerable effect on the screen current and hence the screen voltage. Regeneration in the amplifier will also cause the output to be sensitive to plate tuning. A nonregenerative stage with the screen voltage obtained from a separate supply, or a greater reliance on the antenna ammeter, would keep A happy. Without an output indicator, it is possible to overload an amplifier, and actually obtain less than maximum output, without realizing it.

• Technical Topics —

“How’s My Modulation?”

IF you’ve tried to work the weak ones on 50 Mc. and higher, you have long since discovered that all too many v.h.f. stations are deficient in the modulation department. On lower frequencies, where signals are peeled off in layers, it has become almost mandatory to keep modulation characteristics in topnotch form. But the v.h.f. man, whose principal enemy is the noise level rather than other stations operating on the same frequency, tends to be satisfied if his nearer neighbors copy him well and report his signal of good quality.

He may sound fine to the fellows who receive him S9, but what happens at the outer edge of his coverage, when the signal is but a few decibels above the noise level? The chances are good that he is one of the many who would be reported as R2 S5, if the truth were always told in giving signal reports. In the Connecticut Valley this sort of speech is known as “Boston Modulation” because of the many seemingly unmodulated carriers that are heard when 6- and 2-meter beams are aimed to the northeast. But insufficient modulation knows no geographical barriers, and the brethren of Beantown are probably no worse or better than any other group of voice operators.

From San Francisco comes a similar complaint, and a simple answer. W6MHF says he hears countless S5 signals on 144 Mc. that are completely unreadable — something that never need happen if some care is taken along the following lines. Deficient modulation can arise from many sources, but it usually narrows down to one or more of these factors:

- 1) Insufficient modulator power.
- 2) Careless microphone technique.
- 3) Improper operation of the r.f. portion of the transmitter.

The first is least likely. Most 'phone men have

¹ For more on clipping and filtering theory and practice, see *The Radio Amateur's Handbook* chapter on speech amplifiers and modulators. Also, Bruene, “High-Level Clipping and Filtering,” Nov., 1951, *QST*, p. 18, and Bruene, “Notes on Speech Clipping and Filtering,” Mar., 1952, *QST*, p. 54.

enough audio — if they would only employ it properly. But as W6MHF points out, just being able to modulate 100 per cent on peaks is no guarantee of good modulation. Even if the equipment is set up carefully with a 'scope, hitting 100 per cent only on occasional peaks may leave you with an *average* modulation level as low as 10 per cent. The peaks are but a small part of the audio power, and unless you do something to bring up the *average* modulation level, you're not going to be readable under adverse conditions.

The way to do this is with some form of clipping that will keep the peaks from rising too high, but hold the modulation valleys in between up to a respectable level. Such devices need not be complicated. W6MHF suggests a clipper that may be installed readily in the popular SCR-522, the war-surplus workhorse that is nearly standard equipment on 144 Mc. It is nothing more than a power-amplifier pentode with low screen voltage, installed in place of the usual 6SS7 driver. Rewire the socket connections according to Fig. 1, using the same bias resistor, by-pass, and plate feed choke as before. A 6J5 speech stage should be added for a carbon microphone, or a 6SJ7 for a crystal microphone. The clipper tube can be either a 6F6 or a 12A6, with suitable heater voltage.

If the plate choke, No. 126, is retained in the clipper plate circuit an *RC* filter is used to prevent high distortion. A 100,000-ohm potentiometer can be substituted for the 50,000-ohm resistor shown, to provide adjustable frequency response, and reduce the tendency to splatter that results from unfiltered clipping.¹ The coupling condenser ahead of the clipper should be small to attenuate lows.

With the extra stage the gain will be increased, and so will the tendency to feed-back. A v.h.f. choke can be inserted in the clipper-tube cathode circuit to cut down r.f. feed-back troubles. The gain should be set so that with close talking there is considerable clipping. Because the signal sounds so much louder than the conventional 522, the

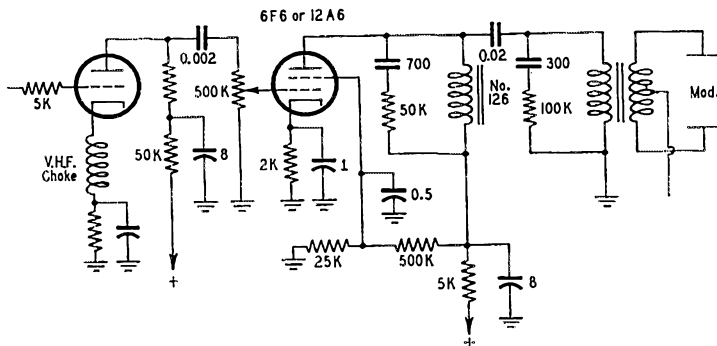


Fig. 1 — Schematic diagram of the W6MHF speech clipper for use in the SCR-522. Where no values are given for parts these should be selected to suit the speech-amplifier tube to be used. Constants in the *RC* filter in the clipper tube plate circuit can be adjusted for the desired frequency response.

user of this clipper method will be accused of overmodulating, but inspection of the actual spectrum of the signal should show no appreciable extra bandwidth or splatter, if the constants in the clipper plate circuit are properly adjusted. The audio level, however, should be equal to or better than that of signals as much as 2 to 3 S-units stronger in carrier level. As Dave points out, it should accomplish the same as increasing power by a factor of 10 to 20 times — the equivalent of running 400 watts to a 522!

So much for modulator power. The best audio system in the world is not going to provide a readable signal if we use it carelessly. Many c.w. operators take great pride in their fists, practicing endlessly to achieve perfection, but how many 'phone men pay any real attention to their microphone technique? Mumbling, careless pronunciation of words, large variations in voice level, distractions in the form of background sounds — all these things lower the readability of a 'phone signal.

Very few ham shacks are treated for acoustic quality. Talking a foot or more from the microphone is fine in a broadcasting studio, but it is out of place in a ham station. The TV set running in the next room, the honking horns of passing cars, or the thousand-and-one family noises that are part of every home have no place in the signal to be transmitted by a good 'phone station. Unless you have a *quiet* shack, acoustically treated, form the habit of talking close to the microphone. Set the gain for proper modulation level when speaking within an inch or so of the microphone — then talk that way, always.

Learn to talk at a fairly constant level, and to enunciate clearly. Proper microphone technique pays off in solid communication, and it makes contact with your station a more pleasant experience for the fellow at the other end.

Last but not least, assuming that the points above have been taken into account, we must still be sure that our r.f. amplifier is operating correctly if we are to have good readable modulation. Too many final stages, particularly on the v.h.f. bands where grid drive comes hard, are operated with insufficient excitation, making linear modulation impossible. If the rig is low on grid drive, lightening the load a little may make it possible to modulate fully and correctly.

Make sure that the final-stage tubes are operating according to their 'phone ratings as to grid drive and screen voltage, if any. Be certain that the final is completely neutralized. Beg, buy or borrow an oscilloscope and check the signal with it. Learn what 100 per cent modulation, as indicated on the 'scope, looks like on your meters; then stay as close to that level as you can at all times. Most of us strain to get the last watt out of our rigs and into the antenna; a similar attention to the characteristics of our modulation systems might be a lot more logical.

A 'phone signal should be solidly readable if the carrier is one S unit above the noise level, but probably not more than a third of the signals heard on the v.h.f. bands meet this specification. A fair percentage of them actually have to be four or five S units above the noise before their modulation begins to amount to anything. Which group are you in?—*E. P. T.*

Note on S.W.R. Measurement

IN adjusting an antenna coupler to obtain a 1 to 1 standing-wave ratio in a coax link to the transmitter, it sometimes happens that the best possible adjustment does not bring the meter reading down to a null. This could be caused by insufficient matching range in the antenna coupler, or might even be chargeable to a faulty s.w.r. bridge. However, there is a good possibility that the trouble is impure r.f.

One of the first things that should be done after building a resistance-type s.w.r. bridge is to check it with a noninductive resistor of a value equal to the impedance for which the bridge was designed. If a good null is obtained the bridge is OK. In making this kind of check it does not matter if more than one frequency is present in the r.f. applied to the bridge, because the test resistor has little or no frequency consciousness.

An entirely different situation exists when the bridge is used to check a transmission line that feeds an antenna, either directly or through an antenna coupler. The load in this case is definitely selective, and it can be made to look like a desired value of pure resistance only at one

frequency or over a small band, in terms of percentage. If the r.f. applied to the bridge contains more than one frequency — for example, harmonics — the s.w.r. at the "off" frequencies usually will be very high, and a relatively small voltage will give a good-sized meter reading. Since adjustments to the coupler or antenna matching system have little effect at any frequency other than the operating frequency, the bridge gives a false indication.

Troubles of this sort are most likely to occur when the output stage in the transmitter is a frequency multiplier, or is a straight amplifier connected to a frequency-multiplier driving stage in such a way that either a submultiple or a harmonic of the output frequency can be amplified and applied to the bridge. A check with a crystal-detector wavemeter at the final tank will show whether a frequency other than the desired one is present in appreciable amplitude. If so, a tuned trap can be inserted in the line between the final stage and the bridge to take it out. The wavemeter check should be made with the amplifier operating at the power level that gives a

(Continued on page 128)

Eighteenth ARRL Sweepstakes Results

LAST year it was our unhappy task to report the results of a Sweepstakes that did not follow the old tradition of high scores and shattered section and contact records. Like all previous frays, the 17th SS started out with a bang only to have an unlucky stroke of fate intervene. During the second week-end contest period atmospheric storms descended on many areas and put numerous contestants off the air. The need for providing emergency communications caused countless SSers to forego the pleasure of contest operation. During the 18th SS conditions were much different, and better. Once more we are able to report a snappy contest in the old tradition — complete with both score and contact records that provide a challenge to future participants. More about that later!

Winners

Competition for awards is, under the Sweepstakes rules, among amateurs in each ARRL section. The SS is really 144 contests rolled into one, since that many certificates are offered for the top 'phone and c.w. scores. A total of 1063 entries was received in the Eighteenth SS, 861 from brass-pounders and 202 from the 'phone contingent. In the c.w. category, 72 individual section awards are being made. Among the 'phone entrants, 64 are receiving certificates. The winners are those first-listed in each section tabulation under the heading "Scores." All contestants will certainly join in extending a sincere "well done" to these 18th SS champions for their fine performances!

Sections Worked

All of the League's 72 sections were active in both the 'phone and c.w. portions of this SS. Working all sections always is a notable accomplishment in any contest, and especially in one as fiercely competitive as the Sweepstakes. Deserving of a special place of honor in the SS Hall of Fame for making a clean sweep of all 72 were the following: on 'phone — W1ATE, W3DHM,

C. E. Smith, W9ZTO, won the Wisconsin section 'phone award and entered the highest 'phone score from the W9 call area.

W6QEU, W8LIO, W8REU, W8UKS, W8VQD and W0PRZ; on c.w. — W3BES, W3GAU, W4KE, W5GEL, W6BJU, W6EPZ, W6MHB, W7FBD and W8IOP.



Fourteen contestants missed but one section, and also deserve special mention: on 'phone — W3LTU, W3PWR and W5KC; on c.w. — W3JTK, W3KT, W4BGO, W4KFC, W5CA, W6EAE, W6WIP, W7KEV, W0TKX, KH6IJ and VE3SR.

C.W. Highlights

How high is the ceiling on SS scores and contact totals? In the report covering the 1947 fracas we ventured a guess that the saturation point had been closely approached with a score of just over 150,000 points and a contact total just over 900. The following year along came a half dozen contestants to smash the previous score record and two SSers to top the 1000-contact mark! Needless to say, we have long since been cured of any tendency to make predictions about the capabilities of our SS experts. Instead of predicting saturation points, we are now given to wondering who will be the first operator to top the 200,000-point mark. That goal was almost reached in this SS by a West Coast operator, Jim Maxwell, W6CUF, who set a new c.w. score record of 191,250 points, worked all sections and had 1064 contacts while operating W6BJU. Jim is an 18-year-old lad who, it is reported, was participating in his first SS. Hearty congrats, Jim, on a superb operating performance that certainly will give the old-time SS experts something to think about! Here's the equipment line-up used at W6BJU: transmitter, VFO-6V6-parallel 807s; receiver, 75A-2; antennas, 3.5-Mc. long wire, 7-Mc. ground plane, four-element 14-Mc. rotary.

Second highest reported c.w. score was that of contest master Jerry Mathis, W3BES — 181,980 points from 1011 contacts and all sections worked. The SS rig in Jerry's shack consisted of an HT-18 exciter driving either of two amplifiers, an 829

Eastern Florida entrant Beverley Cavender, W4CKB, chalked up 802 contacts and worked 70 sections to win the c.w. award for his section.



or an 813. The receiving was taken care of by an NC-101X and an HQ-129X.

If you're a regular reader of SS reports, you'll recognize the call W3DGM as that of an SSer who always is in the high score brackets. Mel came through in this shindig right on the heels of W3BES with 181,125 points, 1050 QSOs and 69 sections. His transmitter was an HT-18 driving p.p. 807s and the receiver an NC-100XA with preselector.

Following the three highest scores with totals over 125,000 were W4KFC 172,175, W6WIP 168,359, W8IOP 156,816, W9RQM 155,488, W7PGX 149,975, W0TKX 148,390, W7KEV 147,858, W3ALB 144,550, W3GAU 139,410, W0YCR 138,635, W4CKB 138,425, W9OLU/4 138,173, W5GEL 135,792, W4BGO 132,859, W3JTK 132,770, W9FOI 131,750, W3FQZ 131,100, W8RSP 130,463, W8CEG 129,975, W9WFS 128,188, W4SZY 127,500, W3GHM 126,098, K2USA 125,388.

The following were the high scorers in each licensing area: W1LVQ 105,274, K2USA 125,388, W3BES 181,980, W4KFC 172,175, W5GEL 135,792, W6BJU 191,250, W7PGX 149,975, W8IOP 156,816, W9RQM 155,488, W0TKX 148,390, CO8BL 11,900, KH6IJ 68,160, KL7WC 15,272, KP4LN 62,806, KZ5CW 2280, VE1TR 53,105, VE2IT 41,374, VE3AGX 78,041, VE4RW 35,496, VE5QZ 100,013, VE6EO 62,169, VE7JO 68,475, VE8BK 4200.

Leading all contestants in number of contacts was Larry LeKashman, W8IOP, with a new all-time record of 1100 QSOs. Larry knocked 'em off at the rate of 27.5 per hour, an impressive performance and one that gives the experts a fancy mark to shoot at in the next Sweepstakes! Following, with 800 or more contacts, were W6BJU 1064, W3DGM 1050, W3BES 1011, W4KFC 972, W6WIP 952, W9RQM 893, W7PGX, 873, W0TKX 836, W3ALB 826, W0YCR 825, W4CKB 802, W9OLU/4 802.

'Phone Highlights

For the third time since SS competition was resumed after World War II, Pete Onnigian, W6QEU, tallied the top 'phone score. High man in the 1948 and 1950 contests and holder of the all-time 'phone contact record (854 QSOs in '50),

A total of 80,730 points, 451 contacts and a clean sweep of all sections made F. S. Harris, W8UKS, the fifth highest 'phone scorer and Ohio 'phone winner.

Pete swept through all sections with 807 contacts and a final score of 116,208. He didn't miss any bets, either, and worked 160, 75, 20, 11 and 10 meters in going over the 800-contact mark. His rig ran a kw. input and receiving was done on an S-76. Good going, Pete! Pete's past performances and those of other W6s in the postwar period are worthy of note by SSers in other areas. The top score in each postwar SS has been entered by a Californian!


Second highest 'phone score also came from the West. Warner Thomson, jr., W7PUM, talked his way through 569 contacts with 69 sections for a grand total of 98,153 points. Warner used 75, 20 and 10 meters and his SS transmitter was a home-built VFO feeding an HT-9. His score is particularly noteworthy considering the power input — 90 watts.

Don Phillips, W3LTU, was next in line with 82,360 points from 464 contacts and 71 sections. The 75-, 20- and 10-meter bands bore the brunt of SS operation at Don's shack and he even managed to make a few contacts pay off on 6 meters. The rig on the lower-frequency bands was a 6AG7-807-814 job running 90 watts and a pair of 1825s at 30 watts garnered the 6-meter QSOs. Three-element rotaries were used throughout except on 75, where a half-wave doublet 75 feet in the air did the radiating. Following the top three 'phone scores, all with totals over 40,000, were W1ATE 82,080, W8UKS 80,730, W2MNR 73,015, W3DHM 67,824, W8REU 65,592, W4BRB 63,700, W2SKE 62,654, W4PJU 62,445, W0PRZ 59,400, W6CHV 58,123, W8AJW 54,075, W8VQD 51,984, W5RIY 48,100, W7EYD 46,500, W5MYI 45,402, W5KC 44,020, W9ZTO 41,925.

The following were the top scorers in each licensing area: W1ATE 82,080, W2MNR 73,015, W3LTU 82,360, W4BRB 63,700, W5RIY 48,100, W6QEU 116,208, W7PUM 98,153, W8UKS 80,730, W9ZTO 41,925, W0PRZ 59,400, KH6AEX 30,480, KL7NXI 293, VE1OM 683, VE2AHE 2320, VE4JK 3232, VE6TK 11,220, VE7ZT 11,040.

Leading in number of contacts were W6QEU 807, W1ATE 572, W7PUM 569, W3DHM 471, W3LTU 464, W8REU 460, W2SKE 454, W8UKS 451, W2MNR 440, W0PRZ 415.

Meet the all-time Sweepstakes champion, Jim Maxwell, W6CUF, of Los Angeles, who set a new c.w. score record while operating W6BJU.



Club Participation

In the competition for the engraved gavel award offered to the club whose members submit the highest aggregate score, 44 groups submitted entries. For the Frankford Radio Club and the Potomac Valley Radio Club, top-scoring groups, it was a spirited race. Until 1948 Frankford had won each of the eight gavels offered. That year, in the 15th Sweepstakes, Potomac took the award by a handsome point margin. In 1949 Frankford countered with a determined effort and, by an equally handsome point margin, won their ninth gavel. Potomac came back strongly in 1950 and qualified for a second gavel. Both groups were primed for an all-out contest this year as the results show. After the smoke of battle had cleared, Potomac emerged the winner of a third gavel by outpointing their rivals 2,947,619 to 2,620,744. The Ohio Valley Radio Association, unheard from since 1949 when they placed third in the contest for the gavel, showed up to take third place honors.

The standings of all clubs that submitted aggregate scores are listed in an accompanying tabulation. Certificates are being awarded to the leading c.w. and 'phone operators in each club that submitted the minimum number of entries required by the rules; the calls of winners are also listed in the club tabulation.

The Nineteenth Sweepstakes will be held during two week ends in November. Watch the ARRL Calendar of Activities in *QST* for the exact dates, then make your plans to get in on the fun!

C. W. SCORES

Eighteenth Sweepstakes Contest

Scores are grouped by Divisions and Sections. . . . The operator of the station first-listed in each Section is award winner for that Section unless otherwise indicated. . . . Likewise the "power factor" used in computing points in each score is indicated by the letter A or B. . . . A indicates power up to and including 100 watts (multiplier of 1.25), B indicates over 100 watts (multiplier of 1). . . . The total operating time to the nearest hour is given for each station and is the last figure following the score. . . . Example of listings: W3BES 181,980-1011-72-A-40, or, final score 181,980, number of stations 1011, number of sections 72, power factor of 1.25, total operating time 40 hours. . . . Stations manned by more than one operator are grouped in order of score following single-operator station listings in each section tabulation; calls of participants at multi-operator stations are listed in parentheses.

ATLANTIC DIVISION

Eastern Pennsylvania

W3BES . . . 181,980-1011-72-A-40	W3KGI . . . 41,040-304-54-A-27
W3DGM . . . 181,125-1050-69-A-40	W3MJB . . . 32,725-238-55-A-24
W3ALB . . . 144,550-826-70-A-40	W3CGS . . . 30,238-205-59-A-18
W3GHM . . . 126,098-731-69-A-40	W3ENH . . . 29,018-219-53-A-23
W3KT . . . 111,825-630-71-A-37	W3BIP . . . 24,868-203-49-A-18
W3LVF . . . 110,831-643-69-A-35	W3LTC . . . 16,036-212-38-B-16
W3FQA . . . 105,910-625-68-A-31	W3QLZ . . . 14,300-220-26-A-22
W3KEW . . . 97,410-573-68-A-33	W3DYL . . . 12,500-125-40-A-12
W3CPS . . . 95,265-560-68-A-38	W3SDE . . . 11,040-139-32-A-17
W3HRD . . . 93,160-548-68-A-39	W3GYV . . . 9160-115-32-A-17
W3IXN . . . 72,895-478-61-A-38	W3NHX . . . 8138-106-31-A-15
W3BXE . . . 70,125-425-66-A-33	W3ODC . . . 5468-81-27-A-9
W3FLH . . . 67,438-415-65-A-35	W3CLT . . . 3000-61-20-A-7
W3DVC . . . 64,003-415-62-A-31	W3KFK . . . 2250-50-18-A-9
W3EVW . . . 63,750-375-68-A-26	W3PST . . . 1875-50-15-A-11
W3CHH . . . 59,323-389-61-A-32	W3PPD . . . 1698-50-14-A-17
W3EAN . . . 58,760-452-65-B-28	W3UKI . . . 960-24-16-A-3
W3ADE . . . 52,390-338-62-A-28	W3JLB . . . 509-20-11-A-3
W3CPV . . . 49,563-305-65-A-18	W3RYT . . . 165-16-10-A-7
W3RFL . . . 46,905-320-59-A-26	W3OVV . . . 165-11-6-A-1
W3ADZ . . . 44,240-277-65-A-22	W4JAA/3(W3ODC) 6278-93-27-A-15
W3GHD . . . 42,875-245-70-A-14	<i>Md.-Del.-D. C.</i>
W3CTJ . . . 42,003-317-53-A-28	W3GAU . . . 139,410-780-72-A-39
	W3JTE . . . 132,770-748-71-A-40

CLUB SCORES

Club	Score	C. W. Winner	'Phone Winner
Potomac Valley Radio Club	2,947,619	W4KFC	W3PW
Frankford Radio Club	2,620,744	W3BES	W3LTU
Ohio Valley Radio Assn.	770,767	W8RSP
Twin City Contest Club	648,935	W0TKX
Wisconsin Valley Radio Assn.	419,282	W9RQM	W9ZTO
Garden State Amateur Radio Assn.	375,744	W2TPJ	W2DAE
El-Ray Radio Club	345,461	W1KBD
West Park Radions	312,614	W8BWC	W8AJW
Buckeye Short Wave Radio Assn.	285,120	W8OVI	W8OAC
Queens Radio Amateurs	257,687	W2KPA
South Lyme Beer, Chowder and Propagation Society	241,074	W1LVQ
Sioux City Amateur Radio Club	232,465	W0FZO
Santa Base Radio Club	228,536	W5EVO
Rebel Radio Club	225,250
Dayton Amateur Radio Assn.	214,856
Detroit Amateur Radio Assn.	213,583	W8NCW
Narragansett Assn of Amateur Radio Operators	194,922	W1KNE
West Seattle Amateur Radio Assn.	192,825	W7GUV
York Road Radio Club	166,090	W9YEV
Dade Radio Club	164,875	W4LUV
Syracuse Amateur Radio Club	162,308	W2AW
Concord Brasspounders	121,810
Connecticut Wireless Assn.	107,874	W1FTX
Ridgewood Amateur Radio Club	98,590	W2EQ
Frederickton Radio Amateurs Club	96,091	W6VJL
Point Radio Amateurs	95,920	W9KXK
Albany Amateur Radio Assn.	94,218
Tri-County Amateur Radio Assn.	92,802	W2JTB
Old Pueblo Radio Club	90,196	W7MLL
Norstown Amateur Radio Club	87,800	W5BXF
Mid-Island Radio Club	87,365	W2KTE	W2YBT
Tri-State Amateur Radio Society	82,314	W9DGA
Lake Success Amateur Radio Club	81,772	W2MHE
Denver Radio Club	75,318
Hamden County Radio Club	61,485
Case Institute of Technology Radio Club	58,387
Nassau Radio Club	42,813	W2VL
Milwaukee Radio Amateur Club	39,155	W9CIL
Greater Cincinnati Amateur Radio Assn.	28,175
Canton Amateur Radio Club	23,715
South Philadelphia Radio Amateur Club	15,998
Tuboro Radio Club	810
Eastern Massachusetts Amateur Radio Assn.	6760
Jamestown Amateur Radio Club	423

W3FQZ...131,100-761-69-A-36
W3VES...122,825-723-68-A-39
W3JTC...122,648-711-69-A-39
W3GRF...119,700-685-70-A-39
W3FQB...114,713-665-69-A-40
W3KDP...104,708-610-69-A-38
W3AEL...103,350-636-65-A-35
W3DRD...100,568-583-69-A-37
W3NOE...88,969-549-65-A-40
W3IYE...77,010-453-68-A-27
W3WV...76,925-454-68-A-37
W3LTV...70,525-455-62-A-29
W3MFL/3...68,888-414-66-A-35
W3CDZ...67,238-404-66-A-33
W3GBB...67,200-420-64-A-39
W3MCG...62,930-406-62-A-31
W3FSP...60,638-384-63-A-36
W3QHP...36,106-273-53-A-27
W3LVJ...35,235-213-58-A-22
W3FDJ...33,275-304-55-B-29
W3RNY...31,006-226-55-A-27
W3MCD...30,785-262-47-A-34
W3FYS...25,856-202-64-B-14
W3HEC...23,465-187-52-A-36
W3CYA...18,360-148-51-A-29
W3L...15,625-125-50-A-10
W3MSK...13,965-149-38-A-7
W3LTD...11,326-111-41-A-19
W3IBX...11,070-108-41-A-17
W3FPQ...10,125-135-30-A-10
W3OZY...9,980-122-32-A-15
W3JYX...9,120-96-38-A-12
W3QEA...7,696-140-37-B-14
W3QCZ...6,843-119-23-A-8
W3CDG...5,760-72-40-B-11
W3RAH...4,686-84-23-A-20
W3HVM...1,188-67-25-A-9
W3BTT...331.5-51-26-A-4
W3AWS...1,700-34-20-A-5
W3GET...1,280-33-16-A-8
W3JGK...1,085-31-14-A-4

Southern New Jersey

W2PWP...114,885-666-69-A-34
W2LHH...106,225-607-70-A-31
W2WVW...53,920-337-64-A-17
W2PNA...20,020-182-44-A-28
W2BWW...8,970-138-26-A-21

Western New York

W2PJM...106,313-609-70-A-37
W2BZX...85,635-521-66-A-40
W2LNH...80,226-559-67-B-37
W2CCR...62,906-413-61-A-39
W2AIV...62,400-390-64-A-23
W2EMW...56,198-381-59-A-34
W2DOD...47,688-273-70-A-26
W2COU...43,710-282-62-A-27
W2KEL...32,116-259-62-B-25
W2VVJ...23,510-229-43-A-30
W2FXA...22,185-174-51-A-31
W2ZRC...19,250-175-44-A-13
W2VXA...16,170-133-49-A-25
W2FBA...14,375-125-46-A-6
W2GRH...11,393-150-31-A-33
W2TMI...11,008-130-34-A-18
W2CIH...10,916-107-41-A-28
W2BJH...8,232-84-49-B-11
W2RJJ...5,688-65-35-A-5
W2VNP...5,535-82-27-A-21
W2CZC...5,400-101-27-B-11
W2PYC...4,547-68-27-A-17
W2HRL...4,441-73-25-A-7
W2WZQ...4,040-101-20-B-5
W2FPW...3,025-62-20-A-11

Western Pennsylvania

W3NRE...63,600-424-60-A-32
W3ODU...46,665-306-61-A-33
W3PWN...23,120-289-32-A-20
W3TFI...5,401-75-29-A-10
W3LOR...5,226-67-39-B-13
W2VVS/3...3,185-57-26-A-11
W3QOS...2,350-43-20-A-15
W3DKL...1,552-35-18-A-4

W3NCJ...113-15-11-A-1
W3QPO...6-2-2-B-2

CENTRAL DIVISION

Illinois


W9FOI...131,750-776-68-A-28
W9WFS...128,188-736-70-A-34
W9NII...108,875-650-67-A-40
W9YFV...102,375-585-70-A-35
K9AAJ...83,130-489-68-A-40
W9YTV...69,870-413-68-A-40
W9OAT...47,885-314-61-A-22
W9WHF...45,958-297-62-A-39
W9VOQ...37,990-262-58-A-15
W9JUO...37,056-270-55-A-16
W9HXLW...31,763-230-55-A-20
W9ZRG...31,658-201-63-A-23
W9AGM...31,175-215-58-A-20
W9EDH...29,736-252-59-B-32
W9LGC...29,645-271-44-A-30
W9EET...27,840-193-58-A-23
W9DOQ...27,610-251-55-B-23
W9NJJ...24,840-206-48-A-23
W9KLD...19,975-173-47-A-28
W9JTM...18,785-145-52-A-13
W9WID...17,680-136-52-A-12
W9WYB...12,578-120-43-A-30
W9KXD...12,363-115-43-A-16
W9RQT...11,993-118-41-A-12
W9IFM...10,925-115-38-A-11
W9MRQ...10,894-127-35-A-14
W9IVD...10,800-120-36-A-3
W9CKC...10,600-106-40-A-16
W9MWE...9,116-111-33-A-12
W9LWO...8,145-97-36-A-19
W9GNC...8,080-65-38-A-10
W9EBX...3,380-65-26-B-8
W9PNE/9...1,488-35-17-A-6
W2CQU/9...1,140-24-19-A-4
W9FDY...1,068-31-14-A-7
W9TAL...1,000-25-16-A-2
W9TQR...893-21-17-A-8
W9ASF...166-10-19-A-5
W9N9IN...34-5-3-A-15
W9UBW...2-1-1-B-1
K9FAJ (Al Deines, Don Dory, Russell Woodward)
20,577-184-57-B-18

Indiana

W9NZW...72,760-535-68-B-35
W9NWH...72,278-419-69-A-66
W9BHR...51,678-454-58-B-36
W9DGA...46,810-302-62-A-19
W9ERH...46,320-297-64-A-38
K9NR...39,528-324-61-B-28
W9QLW...31,046-244-51-A-17
W9SFR...27,500-201-55-A-24
W9UC...22,940-186-62-B-20
W9ZBK...16,193-127-51-A-13
W9YDP...15,651-170-47-A-17
W9CWH...4,013-54-30-A-5
W9MWM...2,250-38-24-A-8
W9GFS...2,208-48-23-B-8
W9VDG...990-22-18-A-3
W9YB (W9 GQM, N9V)
39,005-270-58-A-39
K9WAA (W9 EBB, FFR)
19,620-221-45-B-26
W9CLY (W6LWV, W8CKV)
W9LJL...7078-75-38-A-9

Wisconsin

W9RQM...155,488-893-70-A-40
W9KZZ...103,845-606-69-A-33
W9GKK...88,910-523-68-A-30
W9GVC...85,883-521-66-A-39
W9FXA...85,425-510-67-A-34
W9RLB...70,380-414-68-A-31
W9KXK...56,100-340-66-A-39
W9SBB...55,335-357-62-A-30
W9ERW...51,109-326-63-A-39
W9GUR...38,500-275-56-A-21
W9GKO...36,781-268-55-A-36



Bob Schoening, W0TKX, scored 148,390 points, worked 836 stations and 71 sections, to lead his call area and win the Minnesota c.w. award.

W9WJH...25,438-185-55-A-21
W9RKP...19,800-180-55-B-22
W9JUV/9...18,820-133-56-A-13
W9DPN...12,495-119-42-A-25
W9LSK...11,274-164-29-A-18
W9BCC...11,200-128-35-A-15
W9BJP...10,725-110-39-A-19
W9FPA...9,548-101-38-A-34
W9SIZ...8,740-93-38-A-6
W9CBE...7,920-96-33-A-7
W9HDH...5,400-90-24-A-17
W9DR...5,320-67-32-A-8
W9CFL...4,590-68-27-A-11
W9LXY...3,760-48-32-A-10
W9NOD...3,023-51-28-A-22
W9HRX...1,313-36-15-A-8
W9TTL...858-26-14-A-10
W9HLE...783-22-14-A-3
W9ILR...525-22-10-A-1
W9NEM...499-30-7-A-5
W9OPS...454-17-11-A-5
W9IVQ...100-8-5-A-7

Louisiana

W5KTD...112,988-659-69-A-39
W5MCT...105,230-620-68-A-40
W5USN...90,213-516-70-A-40
W5NDV...73,523-238-57-A-35
W5TFD...31,694-239-55-A-35
W5BI...30,780-228-54-A-20
W5TFT...20,682-196-54-B-30
W5JET...6,476-80-33-A-17
W5CYL...5-2-1-A-7

Mississippi

W5ZD...112,125-650-69-A-36
W1SWX/5...6,745-71-38-A-5
W5LPL...613-35-14-A-22
K5FBB (W5PNM, W1SWX)
48,593-315-62-A-33

Tennessee

W4SON...58,013-359-65-A-39
W4KH...57,960-420-69-B-32
W4VOS...57,769-361-65-A-36
W4BOR...40,320-289-56-A-30
W4CVM...39,295-271-58-A-25
WN4TDZ...316-15-11-A-13
WN4TIE...105-9-6-A-11

DAKOTA DIVISION

North Dakota

W0HSM...71,329-420-69-A-40
W0ARB...64,431-400-65-A-39
W0DBN...28,714-213-57-A-40
W0LHS...27,600-185-60-A-40
W0SWC...26,390-182-58-A-23
W0GSR/θ...21,910-158-56-A-29
W0KZL...3,133-13-10-A-10
W0BPO...40-4-4-A-3

South Dakota

W0PHR...111,789-648-69-A-34
W0OYB...43,428-300-58-A-20
W0RRN...15,147-149-51-B-18
W0GWH...5,486-68-33-A-8
W0WUU...2,400-50-24-B-11
W0AEN...2,160-37-24-A-14

Minnesota

W0TKX...148,390-836-71-A-40
W0YCR...138,635-825-68-A-37
W0AIH...101,325-579-70-A-36
W0JNC...100,300-591-68-A-36
W0JPH...76,213-458-67-A-29
W0WIR/θ...62,535-379-66-A-28
W0RTN...41,760-348-60-B-24
W0DQL...38,506-255-61-A-33
W0PDN...27,563-175-63-A-10
W0FIG...13,748-118-47-A-9
W0RAT...4,255-75-23-A-9

DELTA DIVISION

Arkansas

W5STU...27,096-210-53-A-37
W5QKZ...19,033-167-46-A-21
W5VN...4,352-65-34-B-9


GREAT LAKES DIVISION

Kentucky

W4MDB...32,175-215-60-A-18
W4NEP2...32,072-317-53-B-11
W4OMW...26,460-206-48-B-17
W4NTS...10,793-126-43-B-14
W4RRD...6,500-100-28-A-17
W4EIT...4,335-52-34-A-17
W4SMU...1,035-23-18-A-11
K4WBG (W3OQJ)
89,512-672-67-B-40

Michigan

W8ICP...156,816-1100-72-B-40
W8BQO...62,000-400-62-A-40
W8NOH...40,960-320-64-B-22
W8SCW...35,890-276-65-B-22
W8HLG...35,235-245-58-A-33
W8IWR...33,423-241-58-A-38
W8FPW...28,808-277-52-B-28
W8CRD...28,365-234-61-B-17
W8EXL...28,350-210-54-A-14
W8TKW...21,180-202-48-A-32
W8MGQ...23,256-204-57-B-17
W8IQR...22,320-186-48-A-20
W8GP...21,850-190-46-A-19
W8DGL...12,013-155-31-A-19
W8DM...8,798-104-34-A-14
W8SWA...8,415-102-33-A-18
W8FCB...6,885-84-34-A-18
W8ZZ...6,875-110-25-A-15
W8GTM...6,335-91-28-A-20



Honors for the sixth highest 'phone score went to N. Y. C.-L. I. award winner, Joseph Michaels, W2MNR.

W8BGY.....5775- 70-33-A-6
 W8QQK.....5625- 75-30-A-8
 W8IBB³.....6360- 67-32-A-
 W8EGI.....5115- 66-31-A-8
 W8GYD.....4650- 60-31-A-12
 W8QIX.....2860- 44-26-A-9
 W8FSZ.....2640- 50-22-A-10
 W8FLM.....2375- 48-25-B-4
 W8KPL.....1682- 29-29-B-3
 W8GEB.....1365- 39-14-A-9
 W8ENE.....700- 20-14-A-13
 W8WBG.....646- 25-11-A-9
 W8MRL (W8NWU)
 48,360- 372-65-B-28
 W8DLZ (W8IV)
 30,660- 257-60-B-30

Ohio

W8RSP...130,463- 750-70-A-38
 W8CEG...128,975- 737-70-A-40
 W8YOJ...107,415- 651-66-A-33
 W8SUZ...101,170- 611-67-A-40
 W8LQA...96,525- 586-66-A-38
 W8BWC...92,225- 527-70-A-38
 W8NSS...90,913- 520-70-A-37
 W8DQC...90,650- 518-70-A-30
 W8ZJM...88,189- 530-67-A-33
 W8ZCK...77,095- 455-68-A-39
 W8LHV...74,400- 485-62-A-38
 W8LPZ...69,143- 440-63-A-37
 W8NLD...65,406- 403-65-A-29
 W8FHJ...63,280- 399-64-A-37
 W8PB...59,148- 401-59-A-25
 W8DAJ...58,263- 397-59-A-39
 W8BOJ...54,245- 325-67-A-20
 W8SMC...53,625- 325-66-A-16
 W8VQL...51,393- 337-61-A-35
 W8AMH...48,300- 345-56-A-34
 W8DAE...47,809- 336-57-A-25
 W8FRD...37,045- 241-62-A-35
 W8PMD...33,000- 220-60-A-19
 W8YGR...29,325- 170-69-A-26
 W8YCP...27,775- 202-55-A-13
 W8GQ...24,225- 170-57-A-27
 W8LOF...23,530- 182-52-A-14
 W8GD...23,333- 153-61-A-21
 W8AL...22,155- 211-42-A-26
 W8IB...16,740- 124-54-A-8
 W8SLB...15,698- 161-39-A-21
 W8NMR...14,400- 120-48-A-33
 W8MOH...13,400- 134-40-A-18
 W8EXI...12,600- 140-36-A-16
 W8HFE...11,500- 100-46-A-5
 W8WZ...11,280- 120-47-B-3
 W8PCS...7280- 92-32-A-9
 W8DDS...6820- 88-31-A-6
 W4TLZ/8...6803- 85-32-A-12
 W8MXX...6475- 70-37-A-13
 W8CZT...3375- 45-30-A-4
 W8GBE...2568- 54-24-B-7

W8BRA.....2484- 46-27-B-2
 W8FU.....2400- 49-20-A-16
 W8RO.....2365- 44-22-A-22
 W8EOW.....2310- 44-21-A-13
 W8KZT.....2188- 35-25-A-6
 W8GQD.....1620- 36-18-A-10
 W8EKL.....1580- 39-16-A-12
 W8BUM.....880- 22-16-A-3
 W8OHO.....823- 24-14-A-4
 W8FDC.....645- 23-15-B-18
 W8ET.....638- 17-15-A-3
 W8ADE.....385- 14-11-A-2
 W8YNH.....225- 10-9-A-3
 W8YPT.....120- 8-6-A-1
 W8OPX.....105- 7-6-A-2
 W8HIF.....23- 5-2-A-4

HUDSON DIVISION

Eastern New York

W2JBQ...89,250- 527-68-A-39
 W2WIK...57,150- 381-60-A-30
 W2AWF...28,728- 252-57-B-22
 W2LDS...28,300- 283-40-A-32
 W2BZO...25,908- 241-43-A-18
 W2BDB...22,365- 214-42-A-32
 W2NGJ...16,974- 185-37-A-18
 W2CJM...15,278- 147-42-A-30
 W2WSS...11,455- 163-29-A-28
 W2LBM...10,563- 65-65-A-11
 W2KBT...8,715- 125-28-A-8
 W2GCT...3,150- 63-20-A-8
 W2WGE...1,463- 33-18-A-7
 W2ZLL...1,460- 38-16-A-3

N. Y. C.-L. I.

W2KTF...78,122- 587-67-B-37
 W2KPA...61,876- 420-59-A-37
 W2LRI...60,900- 422-58-A-38
 W2KGN...56,475- 337-60-A-31
 W2LPT...55,608- 377-59-A-4
 W2AOD...54,443- 358-61-A-35
 W2MHE...47,368- 382-62-B-24
 W2WZ...47,160- 362-65-B-15
 W2GTL...39,528- 324-61-B-25
 W2ALJ⁴...29,538- 275-54-R-26
 W2GP...29,025- 270-43-A-22
 W2VDT...27,476- 216-51-A-23
 W2PZE...24,090- 219-44-A-12
 W2OTC...23,500- 200-47-A-12
 W2ETT...22,920- 192-48-A-22
 W2HAQ...21,728- 194-56-B-22
 W2AHC...21,080- 170-62-B-27
 W2VL...20,424- 222-46-B-18
 W2OBU...19,014- 186-41-A-13
 W2LGS...16,610- 151-44-A-23
 W2IAS...15,700- 157-40-A-25
 W2QW...15,463- 165-47-B-14
 W2OPY...15,390- 163-38-A-25

W2BVN...14,835- 140-43-A-19
 W2KTU...12,320- 176-35-B-15
 W2DBI...11,895- 122-39-A-21
 W2VBT...10,620- 119-36-A-11
 K2NR⁶...9962- 147-34-B-9
 W2OWO...9669- 111-35-A-14
 K2BH...9100- 104-35-A-4
 W2GGN...8250- 100-33-A-10
 W2AWH...7450- 78-40-A-10
 W2YBT...7130- 92-31-A-10
 W2WWC...4935- 71-35-B-7
 W2DXN...4500- 101-18-A-8
 W2CXQ...4420- 72-26-A-9
 W2KJL...4356- 100-22-B-16
 W2JSV...3690- 82-18-A-10
 W2UXV...2990- 52-23-A-5
 W2CEA...2344- 38-25-A-11
 W2TUK...2125- 50-17-A-2
 W2EZY...2083- 50-17-A-5
 W2SMQ...1422- 40-18-B-1
 W2ZMK...1050- 28-15-A-6
 W2INE...550- 20-11-A-6
 W2IHE...434- 16-14-B-11
 W2APM...413- 15-11-A-4
 W2BOT...220- 11-10-B-2
 W2KDP...90- 6-0-A-1
 W2CB...84- 7-0-B-1
 W2UNS...50- 5-5-B-1
 W2ELT...5- 2-1-A-1

Northern New Jersey

K2USA...125,388- 722-70-A-40
 W2GFG...118,925- 710-67-A-38
 W2TPJ...84,720- 531-64-A-36
 W2YLS...80,685- 489-68-A-36
 W2EQ...78,435- 505-63-A-40
 W2BTG...76,725- 495-62-A-36
 W2GUM...67,500- 450-60-A-30
 W2LQP...56,145- 394-57-A-28
 W2CWX...55,250- 340-65-A-19
 W2MPP...47,575- 346-55-A-36
 W2LJR...38,505- 302-51-A-24
 W2GBY...34,310- 292-47-A-28
 W2JJB...33,325- 310-43-A-21
 W2JME...29,824- 233-64-B-23
 W2YSE...27,935- 302-37-A-24
 W2VJN...23,725- 183-52-A-9
 W2EIK...22,038- 215-41-A-21
 W2ZEP...19,380- 205-38-A-16
 W2CFW...17,000- 170-40-A-21
 W2OM...15,930- 177-45-B-14
 W2CVW...10,650- 416-30-A-26
 W2VJM...9204- 100-37-A-6
 W2BU...7885- 106-29-A-8
 W2ATE...6038- 81-30-A-5
 WN2JDX...3651- 66-23-A-19
 W2DME...3640- 70-26-B-12
 W2ABL...3413- 65-21-A-5
 W2FGW...2200- 45-20-A-17
 W2OGY...1320- 33-16-A-1

W2CIP...1200- 41-12-A-12
 W2CGJ...1102- 29-19-B-5
 K2DN...618- 19-13-A-2

MIDWEST DIVISION

Illinois
 W8BQT...107,440- 632-68-A-37
 W8FZO...104,475- 603-70-A-38
 W8CXN...90,780- 534-68-A-35
 W8JTF...50,625- 290-60-A-33
 W8ATA...47,198- 311-62-A-24
 W8RTI...35,030- 226-62-A-20
 W8NYX...34,580- 247-56-A-19
 W8YRN...33,360- 209-64-A-24
 W8DDW...7958- 87-46-B-23
 W8BBZ...3540- 59-24-A-6
 W8AZR...2180- 50-28-A-4

Kansas

W8BYV...51,456- 403-64-B-26
 W8IUB...35,280- 227-63-A-24
 W8MUY...27,203- 202-64-A-18
 W8YFE...11,200- 112-40-A-16
 W8BIO...2255- 45-22-A-13
 W8AHW (W8s KLS, TXY)
 18,498- 153-49-A-18

Missouri

W8CVZ...65,576- 392-67-A-31
 W8ACK...28,468- 193-59-A-36
 W8GVZ...24,998- 221-58-B-22
 W8BZK...14,893- 133-46-A-16
 W8DIC...7826- 91-43-B-12
 W8CAR/8...2080- 32-26-A-8
 W8KIK...560- 16-14-A-13
 W8MCK...264- 12-11-B-4
 W8ZLN (W8s BMQ, BYH, GYL)
 72,494- 541-67-B-36

Nebraska


W8MZF...725- 29-10-A-4
 W8UVI (W8CRJ, Bob McCalla,
 Bill Fell) 16,501- 158-43-A-38

NEW ENGLAND DIVISION

Connecticut

W1LVQ*...105,274- 630-67-A-37
 W1TS*...86,250- 500-69-A-29
 W1DJV*...70,830- 508-56-A-29
 W1BIB...66,948- 439-61-A-27
 W1ODW...55,440- 352-63-A-32
 W1LHE...51,625- 350-59-A-33
 W1BU...50,020- 328-61-A-20
 W1SVS...35,350- 254-56-A-25
 W1DIT...30,177- 240-63-B-21
 W1RWS*...30,000- 200-60-A-13
 W1MTR...28,175- 329-35-A-36
 W1VG*...25,963- 167-62-A-25
 W1DX*...24,034- 197-61-B-1

(Continued on page 180)



The top Canadian score, 100,013 points, was tallied from this neat operating position by Cliff Sawyer, VE5QZ.

YL NEWS and VIEWS

CONDUCTED BY
ELEANOR WILSON,* W1QON

So often we hear, "I'd like to, but I just can't find time to get on the air." In many cases, how would this broad conclusion withstand cross-examination?

Most of us have a vocation, whether it be in business or in the home; and daily we encounter numberless distractions and countless tasks to perform. But these factors notwithstanding, there are not as many YL calls heard as there might be.

Have you noticed, though, that those who are the busiest are those who have time to do even more? YLs who handled hundreds of messages find time to relay a few more. YLs with three or four small children take time out to check into a net or enjoy a bit of rag-chewing. YLs busy teaching code and theory find time to help still another interested person.

The important point is there's so much to be gained by operating more. The more we operate, the better operators we become. The more traffic we handle, the more we help others. And, we YLs who are home during the day have many advantages: we can enjoy uncrowded bands, we have a better chance of working and making friends with DX, we can work in QRM-free nets, we can monitor for band openings, we can do on-the-air testing and experimenting, we can transmit code instruction — to name but some of our opportunities.

Few of us can truthfully say that our planning is so efficient and our day so busy that there just isn't time to get on the air. Let us then "make" time. Surely our amateur licenses are important to us, otherwise we wouldn't have troubled ourselves to get them.


*YL Editor, *QST*. Please send all contributions to W1QON's home QTH: 318 Fisher St., Walpole, Mass.

We are proud to present Frances Hooper, W3SBE (ex-WN3SBE), highest scorer in the ARRL Novice Round-up Contest held January 12th through 27th (see official results, p. 70, this *QST*). "Fran" received her Novice license in August, 1951, her Technician license in December, and her General Class ticket after the Round-up. The XYL of W3BYB and the mother of four young children, she is a member of ARRL and RCC, and holds a Code Proficiency certificate for 15 w.p.m. In the contest Fran used a 6V6-307 rig and a Viking I on the 3.7- and 27-Mc. bands, and a 522 on two meters.

May 1952

Keeping Up with the Girls

W6PJF is NCS of the YL Rag-Chewing Net which meets Wednesdays at 1300 on 3910 kc. W6s DCL EWW FEA HHD HRO HTS NLM and WRT check in regularly. All interested YLs are invited. . . . W7OVV monitors 29.3 Mc., Tacoma's emergency frequency, from 7:00 A.M. till late evening each day. . . . The list of teen-age YLs is ever increasing. W2KAE and WN4UNO are new additions. . . . W6KNY is a member of C.A.P. and the So. Alameda C.D. Net. Betty handles much traffic for the GIs in the Pacific. . . . W1BCU, W3LSX, and W3MSU took time out from the N. Y. IRE show to rag-chew about matters YL. . . . W2GEZ is in Turkey helping her OM, TA2EFA, with QSL duties. . . . W8GYU is busy building and modifying two-meter converters. . . . And W6FKY is building a modulator for her OM's 80-c.w. rig so she can operate 75 when her Advanced Class license comes through. . . . A recent Vermont contact gave WAS on ten 'phone to KZ5DG. . . . OM W8DSX writes that W2RUF is the only person he has ever worked "who can take 35 w.p.m. of complicated traffic messages any day of the week without asking for lots of fills". . . . WN0HQH and W0AYM were featured in a publicity article in the Lincoln (Nebr.) Sunday Journal and Star. . . . W6BDE is "in between antennas." A storm blew one down, and a flu attack has retarded Esther from putting up the new V beam she's been planning. . . . KZ5IM usually operates between 1:00 and 4:00 P.M. EST on 28.6, 28.7, or 28.9 Mc. . . . Always alerted for W YLs, KH6AFL works 10, 20, 40, 75 and 80. Louisa is giving code practice on 40 c.w. three days a week.



. . . WN2BDJ and WN2BDT are mother and daughter in Smithtown, Long Island, and OM WN2BEM makes it another all-ham family. . . . After winning the San Joaquin Valley section of the Dr. Wing Two-Meter Contest for the third time, W6GQZ can now claim permanent possession of the activity trophy. . . . Newly-elected officers of the KH6 YL Club are KH6AFN, president, KH6TI, secretary and publicity director, and KH6AFC, treasurer. . . . W3RXV and W3RXW believe that they were the first married couple to pass the Novice exam in the U. S. . . . W7BKJ predicts an increase in YL activity in W7-land, and Dolly reports new YLs in hard-to-work-for-WAS/YL Utah. . . . W6FEA participates in the American Legion Net, which distributes traffic from overseas. Gertie, the YLRL chairman for the Sixth District, traveled 225 miles to attend the joint luncheon of the L.A. and S.D. YL Clubs. . . . Newly-licensed W5UXW is on 10, W3QPJ and W0CCC are on 10 and 75, and WISAJ is on 75 and 80. . . . VE8DF has been at Lake LeBarge in the Yukon Ter-

(Continued on page 140)



Final Results - 5th Annual ARRL V.H.F. Sweepstakes

WITH 365 reporting contestants, the 1952 V.H.F. Sweepstakes (Jan. 12th-13th) retained its established position as one of the major operating activities on the ARRL calendar, yielding top rating only to the Field Day, fall Sweepstakes, and the DX Contest in numbers of participants. Scores did not quite reach record proportions, as there was little in the way of good propagation to boost multipliers, but activity was the best ever.

Top honors go to W2NLY, Oak Tree, N. J., with 211 different stations worked in 9 sections, for 3780 points. W2BV, Minotola, N. J., was second with 3258 points. It is of interest to note that these two totals were made entirely on 144 Mc., and the large margins by which W2NLY and W2BV hold the two top places is testimony to the effectiveness of their big antenna systems and their intensive operating effort.

As always, club competition was keen. This time the South Jersey Radio Association topped their rivals from across the Delaware, the York Road Radio Club, and thus became the proud possessors of one of the silver-banded gavels, after giving the first-place clubs a close run for several years.

An important factor in the larger 2-meter scores this year was the enthusiastic participation by Novices, 29 of whom appear in the tabulation. A perusal of the complete file shows well over 150 WN calls worked.

In the tabulation to follow, the columns give the total score, the number of contacts made, the section multiplier, and the bands used, A being for 50 Mc., B 144 Mc., C 220 Mc. and D 420 Mc. No contacts were reported for any higher band. The club listing gives the combined club total and the call of the winner of the certificate for the highest individual score in the club. The first call in each section listing is the winner of a certificate award unless otherwise noted.

CLUB SCORES

Club	Aggregate Score	Certificate Winner
South Jersey Radio Assn.	31,526	W2BV
York Road Radio Club	21,192	W3KKN
Hartford County Amateur Radio Assn.	4562	W1HDF
Lakeland Amateur Radio Assn.	3960	W2RGV
Lake Success Radio Club	3736	W2BNX ²
Old Colony Radio Club	3662	W1MMY
Rochester V.H.F. Group	2707	W2UTH
The DX Club	2192	W3OXQ
Sau Mateo County Amateur Radio Club	2170	W6TFZ
Providence Radio Assn.	1952	W1KCS
Hampden County Radio Club	1448	W1RFU
Philadelphia High Frequency Club	1332	W3WW
Greater Cincinnati Amateur Radio Assn.	896	W8LPD
Dayton Amateur Radio Assn.	763	W8BVI
Connecticut Wireless Assn.	300	W1BDI
Blue Arc Radio Club	277	VE3DHL

ATLANTIC DIVISION

E. Pennsylvania

W3KKN	3040-190-8-A-B
W3IBH	2816-176-8-B
W3UKI	2560-161-8-A-B
W3OXQ	1664-104-8-B
W3NXT	1656-138-6-B
W3MQW	1558-98-8-A-B
W3BWQ	1332-111-6-B
WN3SAO	970-97-5-B
W3OWA	952-68-7-B
W3NKD	912-114-4-B
W3KQQ	804-67-6-A-B
W3IAU	696-87-4-B
W3KIW	696-87-4-A-B
W3JPP	636-80-4-B
W3GRY	600-50-6-A-B
W3NLL	546-91-3-B
W3ALB	504-84-3-B
W3CLT	504-63-4-B
W3RQY	400-40-5-B
W3LVF	396-66-3-A-B
W3QB	384-64-3-B
W3WW	366-61-3-B
W3OWY	354-69-3-B
W3RFT	320-80-2-A-B
W3IMW	306-51-3-B
W3KBB	306-51-3-B
W3SMK	300-75-2-B
W3KDF	282-47-3-A-B
W3AJF	264-66-2-A-B
W3PKJ	264-66-2-B
WN3SOB	256-64-2-B
W3NJS	252-42-3-B
W3FXG	220-55-2-B
W3OZP	212-63-2-B
W3QAS	200-50-2-B
W3AYG	192-48-2-B
W3QVK	192-48-2-B
W3BYB ³	136-84-2-B
W3SSU	120-20-3-B
W3RPK	108-27-2-B
W3RDM	104-26-2-B
W3CYU	100-25-2-B
W3BZQ	56-14-2-B
W2YBL/3	54-9-3-F
W3PNL	48-12-2-B
W3KFK	40-10-2-B

Md.-Del.-D.C.

W3LMC	1116-93-6-B
W3PYW	924-66-7-B
W3CGV	430-43-5-A-B
W3LML	246-41-3-B
W3NH	160-20-4-B
W3VE	128-16-4-B
W3GKP	80-20-2-B
W3RKQ	60-10-3-B
W3NZR	36-6-3-B

S. New Jersey

W2BV	3258-181-9-B
W2UK	2240-140-8-B
W2JAV	2048-128-8-B
W2REB	2016-126-8-B
W2QED	1876-131-7-B-1)
W2PAU	1820-130-7-A-B
W2BDJ	1442-103-7-B
W2BDL	1274-91-7-B
W2KHW	1140-95-6-B
W2UCV	1050-105-5-B
WN2BLV	952-119-4-B-1)
W2JRO	930-93-5-B
W2TJX	888-111-4-B

W2DAJ	808-101-4-B
W2PFR	688-86-4-B
W2FCV	672-84-4-B
W2SPV	670-67-5-B
W2EH	636-53-6-B-1)
W2MEU	630-35-9-A
W2PXT	600-60-5-B
W2DMU	560-70-4-A-B
W2GQO/2	552-69-4-B
W2ASG	534-89-3-B
W2HMP	512-64-4-B
W2GLY	504-63-4-B
W3LTC/2	486-81-3-B
W2ZRA	486-81-3-B
W2EWN	480-80-3-B
W2CNI	474-79-3-B
W2QKO	420-70-3-B
W2ADA	416-52-4-A-B
W2OSV	414-69-3-B
W2YFQ	378-63-3-B
W2TM	340-34-5-B
W2ABQ	318-53-3-B
W2VX	300-50-3-B
W2EGP	220-55-2-B
W2SDO	212-53-2-B
W2FEET	200-50-2-A-B
W2OWA	198-50-2-B
W2PEN	176-44-2-B
W2BAY	174-30-3-A-B
W2DGN	144-36-2-B
W2PNA	140-35-2-B
W2OQN	128-32-2-A-B
W2REB	96-21-2-B
W2APB	84-21-2-B
W2PAU	84-21-2-B
W2PZX	64-16-2-B
W2BGF	52-13-2-B
W2YEP	52-13-2-B
W2RNO	40-10-2-B
WN2AHL	36-9-2-B
W2EEF	20-10-1-B
W2FRJ	14-7-1-B
W2UKV	4-2-1-B

N. New York

W2SPU	792-66-6-B
W2OWQ	728-91-4-B
W2RFO	712-89-4-A-B
W2ORI	704-85-4-B-1)
W2TBD	668-84-4-B
W2UTH	560-70-4-B
W2OWF	508-64-4-B
W2CCR	504-63-4-B
W2CDX	430-43-5-B
W2ZHB	300-50-3-B
W2ZYX	267-45-3-A-B
W2SKN	246-41-3-B
W2TKY	243-41-3-B
W2UAD	222-34-3-B
W2UXP	212-53-2-B
WN2EXY	156-34-2-B
W2ZUX	146-37-2-B
W2ELX	130-33-2-B
W2QY	128-32-9-B
W2RUC	92-23-2-B-1)
W2VVG	88-22-2-B
W2SJY	84-21-2-B
WN2ALR	80-40-2-B
W2FCG	76-19-2-B
WN2ALL	72-14-2-B
W2DV	66-11-3-B
W2GWY	64-16-2-B
W2UY5	40-20-1-B
W2YUE	40-20-1-B

(Continued on page 142)




The World Above 50 Mc.

CONDUCTED BY E. P. TILTON,* WHDQ

THIS ISSUE of *QST* was to have featured a high-powered driver-amplifier for the 144-Mc. band, but instead, it came very nearly having an obituary for the V.H.F. Editor. It happened like this:

The rig had reached the final testing stage; in fact, it had already been on the air for a few contacts at WHDQ. In the lab it had survived test runs at 900 watts input, and had delivered a measured output of nearly 500 watts, which is not bad efficiency on 144 Mc. And this while a TV set, running close alongside, brought in a perfect picture on our special weak-signal antenna that we use for TVI checks. Yes, this job looked to be about ready for writing up.

Then, suddenly, a sensation like being close to a blinding flash of light — a feeling of floating through a completely black sky — and the next thing your conductor remembers is picking him-



self up off the lab floor some six to eight feet away from the transmitter test bench. The new rig lay bottom up on the floor, its big beautiful bottles reduced to scattered bits of broken glass and twisted metal.

The ARRL lab test positions have quite adequate warning devices. There are three big red indicator lights on each power circuit, one close to the switch, one on the meter panel, and a third on the power supply itself. But the writer was taking one of those fatal haste-makes-waste shortcuts. The high-voltage supply at this test position was out of order, so a haywire connection to an adjacent position was being used; its red lights outside the normal line of vision. With fixed bias on the amplifier, and no excitation, there was no constant visual reminder of the high-voltage danger. Omitting the usual test with the grounding stick, he picked the thing up with 1500 volts on the final tank!

If it had been summer, and the writer's hands wet with perspiration instead of dry from March winds — if the working area had been a confined space, so that the involuntary leap backward could not have pulled the high-voltage lead off —

if the Variac had been set for the maximum supply voltage — if — if — there are plenty of "ifs" that could have given our Editorial Department another obituary job. They all add up to just one thing: *never* skip any safety precautions! And — need we add it — *switch to safety!*

Here and There on the V.H.F. Bands

A few 6-meter men have demonstrated that it is possible to live with Channel 2 in some instances, even without work on the TV set, particularly when the TV signal is strong, and the 50-Mc. rig is operated at moderate power levels. There is another kind of TVI, however, that is a problem in the areas where the signal is strongest — interference in the 50-Mc. band from the TV station. This is centered on 50.75 Mc., and if you're not too close to the TV station it causes little trouble except around that relatively unoccupied spot in the band. If you're really close, however, as W5SVB, Bellaire, Texas is, it can eliminate anything except the very strongest signals from 50 up to above 51 Mc. The gang around the New York area say that it was rather bad there when the Channel 2 antenna was moved to the Empire State Building, but that it has since been reduced to relatively harmless proportions. If anyone knows the exact cause of this interference, and a cure for it, W5SVB would like to know about it.

Heard any single-sideband signals on 50 Mc. yet? There are at least two on almost nightly. W1PNB, Bristol, Conn., and W1CGY, East Longmeadow, Mass., are now putting out some real power on 50.3 Mc. Because it requires a narrower passband than does conventional a.m., s.s.b. transmission should be more readable under aurora-reflection conditions, where phase distortion tends to mar readability. Because few of the 50-Mc. fraternity have had s.s.b. receiving experience, and thus do not recognize the signal for what it is when they come across it, our s.s.b. pioneers on 50 Mc. have not had much luck in raising stations outside of locals, to date.

The first s.s.b. 50-Mc. aurora contact came about on the evening of March 9th, when W1CGY raised W2SFK.

RECORDS

Two-Way Work

- 50 Mc.: CE1AH — J9AAO
10,500 Miles — October 17, 1947
- 144 Mc.: W6ZL — W5QNL
1400 Miles — June 10, 1951
- 220 Mc.: W1CTW — VE1QY
275 Miles — June 29, 1949
- 420 Mc.: W6VIX/6 — W6ZRN/6
262 Miles — July 4, 1949
- 1215 Mc.: G3QC/P — G8DD/P
75 Miles — Oct. 1, 1950
- 2300 Mc.: W6IFE/6 — W6ET/6
150 Miles — October 5, 1947
- 3300 Mc.: W6IFE/6 — W6ET/6
150 Miles — October 5, 1947
- 5250 Mc.: W2LGF/2 — W7FQF/2
31 Miles — December 2, 1945
- 10,000 Mc.: W4HPJ/3 — W6IFE/3
7.65 Miles — July 11, 1947
- 21,000 Mc.: W1NVL/2 — W9SAD/2
800 Feet — May 18, 1946

* V.H.F. Editor, *QST*.

Glens Falls, N. Y., by calling him on s.s.b. This was Clark's first successful DX call in scores of tries. While this QSO was in progress, VE3AET, Lansing, Ont., ran across the signal and tuned it in successfully. He called W1CGY and established what is, up to now, the 50-Mc. s.s.b. DX record as a result. It is of interest to note that these contacts were made when the band was in extremely poor condition, the aurora being only mild in intensity at the time.

W1CGY and W1PNB have worked long and hard to develop satisfactory 50-Mc. s.s.b. signals. Their efforts have been in the best amateur tradition, and they deserve the cooperation of 50-Mc. men everywhere in their work. When you find the 8-meter band open to W1, look carefully around 50.3 Mc. for these fellows. Tune with the b.f.o. on, and the r.f. (or i.f.) gain turned down. Get the signal "on the nose" and then adjust the b.f.o. carefully for best readability. If you have a crystal-controlled converter you should make out very well, and if your converter is tunable you can still read the signal by retuning carefully to compensate for

drift. Watch for these fellows, and let us know how you make out with them.

Need VE4 on 50 Mc.? Then look for VE4YW, Brandon, Manitoba, who has 90 watts and a 4-element array on 50.188 Mc. nightly. He makes test transmissions between 1900 and 1905 CST. VE4CT is also on 6, and together these fellows are trying to stir up some more VE4 activity.

There were plenty of aurora bursts during March, but nothing phenomenal has been reported in the way of DX. The carefully recorded observations of several dozen reporters scattered all over the northern half of the country make very interesting reading, however, and the effort these reports represent is deeply appreciated, both by the writer and our friends at Cornell University, to whom the reports are forwarded. If you would like to help in the observation program, just send a card or message, and a supply of reporting forms will be sent to you at once.

We made some mention of the February 23rd session last month. Now that the observations are all in, this one seems to have been the opening of the year. Reports have come from the whole northern portion of the country. Perhaps the most interesting is from W7MBV, Geraldine, Montana, who heard a W2N?? on 145.52 Mc. between 2345 and midnight. EST. Anyone care to step forward and identify himself? W7MBV also heard two other unidentified 2-meter signals, and several 'phones on 50 Mc. And he's in Montana, too! W7BYK, Marysville, Wash., reports four VE7 and W7 contacts on 50 Mc. that night.

To date, March observations have come in for the 3rd, 4th, 5th, 6th, 9th, 10th, 22nd, 23rd and 30th. All but the 5th were of quite short duration, however.

W2UTH, Rochester, N. Y., reports the starting of operations by the Zone IX 2-Meter Net, part of the New York State Civil Defense System. All 2-meter operators in Monroe, Ontario, Wayne, Yates, Steuben, Allegany and Livingston Counties are invited to participate. Any available frequency is used for the present, but allocation of specific channels is planned.

The two WAR nights so far sponsored by the Rochester V.H.F. Group were highly successful, despite rather poor conditions, according to W2ZHB. John says that the WAR certificate award has boosted activity considerably in the Rochester area, and a record-breaking spring and summer season is expected.

W8UZ, Columbus, Ohio, reports activity on 146.34 Mc. each Monday night at 8 p.m., with W8s CPA WRN ABO and WAB joining in.

W9TQ, Milwaukee, has added skeds with W9PK, Downers Grove, Ill., daily except Saturday and Sunday. Contact has been consistent, to date, but on about one out of five days the signal is weak enough to require repeats to exchange useful information. W9DDG joins in this noontime activity when time permits.

W9LEL, Westboro, Wis., says that the signals of W0BBN have improved slightly with the approach of warmer weather, and the regulars around Minneapolis, plus a couple of newcomers, have been worked fairly often.

There is nothing like a daily schedule during the winter months to make one appreciate the coming of spring. Your conductor has kept daily skeds on 144 Mc. with W2QED at 0730 EST throughout the winter, though contacts have been few and far between over this 210-mile path. Beginning about the middle of March, we started swapping reports again quite regularly, and though the signal still runs too weak for voice operation much of the time there is a steady improvement noticed. Before long, we expect to have conditions good enough to start checking on 435 Mc. again.

An effective public-relations service team can perform its to provide communication facilities for large-scale outdoor sporting events. The Two Meters and Down Club of Los Angeles has been doing this for amateur racing car events, stationing 144-Mc. mobiles at danger points along the track, reporting to a control station at the start and finish point. Accident and race details are thus constantly available to track officials. The success of this work with the Racing Car Association has led to an invitation to serve in a similar capacity for the yacht races to be held in June. Another event on the Club calendar is a V.H.F. Round-up and Picnic to be held in July. Last year's record of 500 in attendance is expected to be surpassed.

With quite a few of its members active on 420 Mc., and interest developing in 220, this organization should be a rallying point for Technician and Novice Class licensees who are starting their ham careers on the v.h.f. and u.h.f. bands. Meetings are held at 8 p.m., the first and third

2-Meter Standings

Call			Call				
States	Areas	Miles	States	Areas	Miles		
W1HDQ	16	6	650	W5FBT	6	2	500
W1LZY	15	6	750	W5IRP	6	2	410
W1MNF	14	5	600	W5ONS	5	2	950
W1BCN	14	5	580	W5FSC	5	2	500
W1DJK	13	5	520	W5DFU	5	2	275
W1CTW	12	4	500	W5JLY	4	2	650
W1KLC	12	4	500				
				W6ZL	2	2	1400
W2BAV	21	7	1175	W6WSQ	2	2	1390
W2NLY	18	6	750	W6PJA	2	2	1390
W2PAU	16	6	740	W6EXH	2	2	193
W2AZL	16	6	—	W6ZEM/6	1	1	415
W2DFV	13	5	350	W6GGM	1	1	300
W2CET	12	5	405	W6YYG	1	1	300
W2DPB	12	5	500				
W2QED	12	5	365	W8WJC	21	7	775
W2FHH	12	5	—	W8BFQ	21	7	775
W2QNZ	12	5	—	W8WRN	19	7	670
W2BVU	12	4	360	W8WXV	18	8	1200
W2UTH	10	5	—	W8UKS	18	7	720
W2ORI	9	7	620	W8EP	17	7	—
				W8WSE	16	7	830
W3NKM	19	7	660	W8RWW	16	7	500
W3RUE	18	7	760	W8BAX	15	6	655
W3QKI	17	7	820	W8FQK	13	7	—
W3KWL	15	7	560	W8CYE	12	6	—
W3LNA	14	7	720	W8CPA	12	—	650
W3GKP	14	6	650				
W3OWW	13	6	600	W9FVJ	20	7	790
W3KUX	12	5	575	W9UCH	20	7	750
W3PGV	12	5	—	W9SUV	19	7	—
W3LMC	11	4	400	W9EQC	18	7	820
				W9BOV	15	6	—
W4MKJ	16	7	665	W9WOK	15	5	690
W4HHK	15	6	660	W9MBI	14	—	—
W4JDN	13	6	—	W9AFT	14	—	—
W4JRV	13	5	830	W9NFK	12	7	690
W4IKZ	13	5	650	W9UTA	12	7	540
W4JFU	13	5	720	W9GTA	11	5	540
W4OXC	13	7	500				
W4CLY	12	5	720	W0IED	15	6	725
W4JHC	12	5	720	W0NFM	14	7	660
W4OLK	12	5	720	W0EMS	13	5	1080
W4FJ	12	5	700	W0ZJB	12	7	1097
W4LRR	5	2	900	W0WZ	11	5	760
				W0HX	8	3	—
W5JTI	14	5	670	W0JHS	7	3	—
W5QNL	10	5	1400				
W5CVW	10	2	1180	VE3AIB	12	6	600
W5MWW	9	4	570	VE1QY	11	4	900
W5AJG	9	3	1260	VE3BOW	8	5	520
W5ML	9	3	760	VE3BQN	7	4	540
W5ERD	8	3	570	VE3TN	7	4	480
W5VX	7	4	—	VE3BPB	6	4	525
W5VY	7	3	1200	VE3AQC	6	4	520
W5FEK	7	2	590	VE3DER	6	4	450
W5ABN	7	2	450	VE3EAH	5	4	380
W5SWV	7	2	—				

Wednesdays of each month, at Plummer Park, 7377 Santa Monica Blvd., Hollywood.

Here are more details on the ZL and VK stations that participated in the near-record 2-meter DX across the Tasman Sea. VK2AH, Ryde, N. S. W., is running an 829 amplifier at 100 watts input on c.w., 80 watts 'phone, feeding a 32-element array 40 feet above ground. The receiver is a crystal-controlled cascade converter, ZL3AR, Ashburton, New Zealand (South Island) uses a pair of 826s, a 5-over-5 array 70 feet high, and a much modified 522 receiver. VK2AH had made a crossband contact last year, getting his 2-meter signal across to ZL1ABX for a brief period. He places the distance to ZL3AR at 1340 miles, indicating that the 2-meter record holders in this hemisphere had better watch out!

Here's a 220-Mc. man looking for business. Anyone around the New York area looking for 220-Mc. contacts is requested to get in touch with W2MGQ.

Activity on 420 Mc. has been low during the early spring months, but there has been a lot of preparing going on. W1PBB, Monroe, Conn., has a new 48-element array (he was using an 8-element job when he equalled the record last fall!) and he's been working on his receivers. W1HDF, Elmwood, Conn., recently put on a tripler-amplifier using AX-9903s, and is using a new crystal-control converter that will be described soon in *QST*.

W2QED, Seabrook, N. J., modified the front end of an APS-13, adding capacitance across the oscillator to bring the tuning range down to 288 Mc., so that he can tune 432 Mc. by running the mixer output into his 2-meter converter, and tuning with that. A vernier dial is used on the APS-13 oscillator, so that it can also be tuned from 275 to 305 Mc. The 2-meter converter output can be fed into either sharp or broad i.f. systems, to take care of any kind of signal. Two 6J4 r.f. stages (see January *QST*, page 28) are used ahead of this set-up, making a vast improvement over the best that Ken was able to do last summer and fall.

W3AIR and W3RE, near Washington, D. C., are reported to be getting ready for some summer DX, and W3BSV, Salisbury, Md., is all set with improved gear. If more activity (crystal control and selective receivers preferred) can be lined up the length of the Atlantic Seaboard, the DX record should be exceeded by many miles. Any volunteers?

Here is one of the 420-Mc. gang who will be out of business this summer, unfortunately. W3OFK, Yeadon, Pa., suffered serious injuries when a ceiling over which he was running cabling at WCAU-TV collapsed, dropping him some 25 to 30 feet to the floor below. It is expected that he will be hospitalized for at least two months more. Rick has been provided with a small self-contained 2-meter portable rig by W3NXT, and he is on the air nightly from his hospital bed. He may be visited at the Misericordia Hospital, 54th and Cedar Avenues, Philadelphia, Room 209,

More on the 6BQ7

Have you tried the 6BQ7 as an r.f. amplifier on 144 or 220 Mc. yet? Judging by our correspondence, plenty of v.h.f. men have, with results ranging from bad to excellent. It has been pointed out that there is an error in the value of the grid resistor, R_2 , in the converter article in September, 1951, *QST*, page 42. This resistor should be approximately 500,000 ohms, rather than 50,000, as stated in the cut label.

W2HNN, Syracuse, N. Y., mentions that he was able to boost the performance slightly by using a smaller value of decoupling resistor (R_3 in the diagram referred to above). Particularly if the power supply voltage tends to be a bit low, dropping this resistor from 1000 to 100 ohms will help a bit. In checking this we came across a slip in the 1952 *Handbook* in connection with the 6BQ7. Obviously, the decoupling resistor in Fig. 16-3 should not be 470,000 ohms, but 100 to 1000 ohms.

W20WQ, Niagara Falls, N. Y., finds that his 6BQ7 r.f. stage works best with no neutralization. Probably because of variations in layout (very likely multiple ground paths) any feed-back capacitance produces oscillation.

Several users have asked about the best method of coupling to a coax-fed antenna system. Our 6BQ7 circuits have shown an untuned grid coil, with a tuned pick-up winding. This is suitable for Twin-Lead or open-wire transmission-line systems, but for coupling to coax it would be advisable to tune the grid coil and tap the coax directly on it. The position of the tap should be adjusted for best noise figure.



W8ZJB.....48	W4IUJ.....38	W8BFQ.....39
W8BJV.....48	W4BEN.....35	W8LPD.....37
W8CJS.....48		
W5AJG.....48	W5VY.....47	W9ZHB.....48
W9ZHL.....48	W5QNQ.....46	W9QUV.....48
W9OCA.....48	W5JTI.....44	W9HGE.....47
W6OB.....48	W5ONS.....44	W9PK.....47
W6INI.....48	W5ML.....44	W9VZP.....47
	W5JLY.....43	W9RQM.....47
W1HDQ.....47	W5JME.....43	W9ALU.....47
W1CLS.....46	W5VV.....42	W9QKM.....46
W1CGY.....46	W5FAL.....41	W9UTA.....45
W1LL.....44	W5NHD.....41	W9UNS.....45
W1KHL.....44	W5FSC.....41	
W1HMS.....43	W5HLD.....40	W8QIN.....47
W1LSN.....42	W5HEZ.....38	W8DZM.....47
W1EIO.....41		W8NFM.....47
	W6WNN.....48	W8TKX.....47
W2RLV.....45	W6UXN.....47	W8KYF.....47
W2BYM.....44	W6TMI.....45	W8HWV.....45
W2LDZ.....43	W8IWS.....41	W8JOL.....44
W2AMJ.....42	W6OVK.....40	W8JHS.....43
W2MEU.....42		W8PKD.....43
W2FHI.....41	W7HEA.....47	W8MVG.....41
W2GYV.....40	W7ERA.....47	W8IPT.....41
W2QVH.....38	W7BQX.....47	
	W7FDJ.....46	VE3ANY.....42
W30JU.....45	W7DYD.....45	VE3AET.....35
W3NKM.....41	W7JRG.....44	VE1QZ.....32
W3MQU.....39	W7ROC.....42	VE1QY.....31
W3JVI.....38	W7JPA.....42	XEIGE.....19
W3RUE.....37	W7TIV.....41	
	W7CAM.....40	
W4FBH.....46	W7ACD.....40	Calls in bold-
W4EQM.....44		face are holders
W4QN.....44	W8NSS.....46	of special 50-Mc.
W4FWH.....44	W8NQD.....45	WAS certificates
W4CPZ.....42	W8TUS.....43	listed in order of
W4FLW.....42	W8YLS.....41	award numbers.
W4MS.....40	W8CMS.....41	Others are based
W40XC.....40	W8RFW.....41	on unverified re-
W4FNR.....39	W8LBH.....39	ports.

Simple S.W.R. Check

This is antenna weather. If you want an inexpensive standing-wave indicator for those spring antenna workouts, here's a variation on the Twin-Lamp idea that is particularly useful in v.h.f. antenna work. Make two pick-up loops using 2-volt 60-ma. pilot lamps. The loop portion can be a piece of Twin-Lead about an inch long, with the end away from the lamp bridged with wire. Couple one of these loops to the transmission line and adjust the power input to the line so that a fairly bright indication is obtainable with close coupling between the loop and line. Slide the loop along the line until the brightest indication is found, and fasten the loop in that position. A spring-type clothes pin is handy for this purpose.

Now run the other pick-up lamp along the line until the minimum brilliance point is found, and fasten it in place at this point. A good indication of standing-wave ratio is obtained in this way, and you can proceed with adjustments, trying always for the least possible difference in brilliance between the two lamps. When a change in matching is made the nodal points may shift, so the high and low voltage points should be found after each adjustment. If the work is done in the shade, or on a dark day, a glance at the two lamps is all that is needed in trying for minimum s.w.r. If you want approximate figures for the s.w.r., the bulb brilliance can be checked by varying d.c. input to a lamp through a filament rheostat. Such a voltage check will show that a 1.5 to 1 voltage ratio is easily discernible, and quite small steps in either direction can be observed readily.

This advertisement was clipped from a Chicago newspaper by W9RJM:

Salesman [wanted] for city salesroom of radio parts distributor. Technical knowledge of radio desirable. Radio amateur license, sheds, grainary, hog hses., etc., incl. preferred. . . .

In these days of high specialization there is still demand for men with diverse qualifications!

Ralph Ziegenbein, W8PLP, 920 Clyde Street, Lansing, Mich., has a copy of the 4th edition of *Wireless Handybook*, which lists all amateur calls of 1916. The volume is not for sale or loan, but if anyone wants his 1916 call verified W8PLP will help you out. All he asks is that you send him a stamped envelope or postcard for the return information.

For more than a year now, ARRL has been working closely with the Boy Scouts of America in the promotion of amateur radio in the scouting movement. With the coöperation of Harry A. Harchar, W2GND, circulation manager of *Boy's Life*, a series of articles on amateur radio has been appearing in the official publication of the Boy Scouts, and from time to time, in *Scouting*, the professional magazine for Scout leaders and officials. The series was worked out in conjunction with League officials and several of the articles which have appeared were prepared by ARRL. All amateurs and club groups are urged to extend a helping hand to Scouts and Scout leaders interested in amateur radio.



Captain Henrik Kurt Carlsen, W2ZXM, receives the Marconi Memorial Medal of Service from Veteran Wireless Operators Association President William J. McGonigle, W2WNG (ex-W2ASN). The occasion was VWOA's Twenty-Seventh Anniversary Dinner-Cruise at the Hotel Astor, New York City.

Among other organizations recently honoring famed mariner Carlsen were the Garden State Amateur Radio Association of Long Branch, N. J., and the Smithtown, L. I., N. Y., Civil Defense Amateur Radio Association.

As early as practicable we present a compilation of high claimed scores for each annual ARRL DX contest. Despite generally unfavorable propagation conditions, 'phone enthusiasts participating in this year's test—the 18th ARRL International DX Competition—bettered their 1951 efforts in many instances.

The W/VE picture is shaping up as follows: W1ATE 161,424, W4ESK 149,517, W6NIG 102,951, W3LTU 86,940, W4KWY 82,620, W8JIN 76,819, W9RBI 75,558, W6AM 64,428, W4OM 59,556, W5JUF 49,975, W7HIA 42,846, W0PRZ 39,040, W3GHS 39,039, W3PWR 38,520, W4VAN 37,233, VE3AUJ 36,018, W5BGP 35,244, W2APU 34,452, W6MVQ 34,342, VE4RO 31,212, W8NGO 31,008, W8LIO 30,828. Italics represent call-area highs.

Leaders in number of contacts: W1ATE 456, W4ESK 449, W6NIG 370, W3LTU 315, W6AM 276, W8JIN 272, W4KWY 270, W9RBI 256, W0PRZ 246, W4OM 237, W3PWR 214, W5JUF 211, W4VAN 201, W2APU 198, W7HIA 193, W5BGP 180, VE3AUJ 174, W0GKL 171, W3GHS 169, W6MVQ 166, W5ALB 163, W2WZ 162, W9DUB 160, W6YX 156, VE4RO 153. High multiplier totals: W1ATE 118, W4ESK 111, W4KWY 102, W9RBI 98, W6NIG 93, W8JIN 93, W3LTU 92, W4OM 84, W0PRZ 80, W6AM 78, W3GHS 77, W5JUF 75, W7HIA 74, W8LIO 72, W4BGO 69, VE3AUJ 69, W6MVQ 69, VE4RO 68, W5BGP 66, W4VAN 63, W3PWR 60, W2APU 58.

Outside W/VE, these claimed scores have been reported: KH6AEX 135,576, XE1SA 97,713, XE2W 95,403, TG9AD 66,519, XE1QB 29,274, KG4AF 15,050, G2PU 15,000, F8SK 14,841, KT1DD 11,396, CT1SQ 5909, DL4NV 5865, VK4FP 5083, KL7WC 5016. Top contact totals: KH6AEX 807, XE2W 539, XE1SA 535, TG9AD 393, KG4AF 364, KT1DD 277, G2PU 200. High multipliers: XE1SA 63, XE2W 59, TG9AD 57, KH6AEX 56, XE1QB 42, G2PU 25.

Not directly a factor in scoring, but interesting nevertheless, are the numbers of different countries worked by some top U. S. and Canadian entries: W1ATE 74, W4ESK 70, W4OM 62, W4VAN 61, W8JIN 61, W2APU 58, W3PWR 58, W6NIG 57, W0PRZ 56, W3GHS 54, W2WZ 52, VE3AUJ 51, VE4RO 49, W4BGO 49, W5BGP 49, W2DSU 48, W8NGO 47, W6AM 46, W2GNQ 46, W3ALB 45, W8VQD 44, W9UUN 44.

Watch for high claimed c.w. totals in June QST.

FEED-BACK

In Fig. 1 of "Using the 6BQ7 on 220 and 144 Mc.," September 1951 QST, the value of R_2 should be 500,000 ohms, not 50,000 ohms.

How's DX?

CONDUCTED BY ROD NEWKIRK, * W9BRD/1

How:

The rumpus started, as usual, when some obnoxious DXamples of operating tactics were brought forward to be frowned upon. Thrusting their straws deeper into our last remaining Pepsi, our visitors mellowed into the poetic. Paul from St. Louis made an offering of questionable merit, a little ditty not calculated to set well with a crowded stomach:

A DX man lacking in pride
Had a signal nineteen kc. wide;
When he turned on the juice
The darned thing broke loose,
Crawled into the woodwork and died.

Hearing the commotion a mile away, W1RWS called on the landline with his contribution:

A young VQ7 named Spinks
Made ten thousand a year raising minks;
For his card the old pros
Send him new HROs —
So now Spinks thinks raising minks stinks.

Louie from St. Paul ducked a sharp left jab by Jeeves and headed for the window after this one:

A lardhead was Footfist O'Keye —
He would test with the greatest of glee;
Although thirty years old
He refused to be told
There's a time and a place to V-V.

These gems may be whimsical but we wish the cases in point were greater exaggerations.

What:

Twenty continues to crawl along on its hands and knees. W9VDC overcame a severe attack of raster disaster and is now puffing the peace pipe with his neighbors. Jim's latest trophies: CRs 5AD (14.069), 7AX (030), CT3AA (040), EL7A (040), EA8AB (080), FF8AG (065), FQ8AG (040), JASAB (060), KM6AX (070), OQ5PE (020), OY3IGO (030), VQ2GW (090), ZS3s K (010), P (060) and 4X4RE (005). . . . KG4AF (015), EA8BF (068), EL2A (057), GC4LI (030), CN8EX (100) and TF3SF (007) were hauled in by W8EXZ's 20-watter and half-waves-in-phase. . . . W8AIIH introduced himself to EA9AP (008), ZD2HAH (060), 5A2TI (038), 9S4AX (001), FQ8AE (084) and YU3AT (093) while W4RNP clobbered TF3AB (040). . . . Arkansas's W5ASG knocked off FB8BB (050), CP1BK (075), LZ1KAB (057), TA2EFA (105), VQs 5AU (015), 8CB (101), VK1BS (080), Y1BZL (018) and a ZD2. . . . Among W4KE's catches we find OQ5RA, OE13GB and TG9CR. . . . YL W4TAV's first tangle with 14 Mc. rewarded her with VP7NM; VE3AVS encountered TI8EP who claimed to be fishing off the Nicaraguan coast. VE3AVS cornered the Greenland market, too, with OX3s EL, JJ and HK in the log. . . . SUIAD has an interesting one worked in YA1AA (102) "in Kabul." He said "QRX for QSL" but SUIAD isn't holding his breath. The latter is still working U.S.S.R. stations but has seen nary a QSL from them. . . . VO1AN helps put St. John's on the DX map. FF8AC (075), HA4SB (080), FA9UQ (085), OQ5LL (100), YO3RF (078), ZD2FAR (075), ZS3E (104)

and 4X4AH (080) are late entries for John. . . . W8YGR needs a South American gal for WAC/YL and now awaits QSLs from OX3s BI, BQ (120), EL2R (075) and a CT3. Jack wonders if three bouts in one season with the flu bug is any kind of record. . . . A QSO with CE1DC completed W6ALQ's WACE efforts. Max then added VP8s AE, AU, VP2MD, VU2EJ, ZK2AA, ZP2AC and 4X4RE (016). . . . The *DX Bulletin* of the West Gulf Division DX Club reports the following continuous wavers: CP5EZ (070), CR4AC (020), EA8 8BC (070), 8BE (080), 9BC (075), 0AC (100), 0AD (085), EL2B (050), FB8s XX (040), ZZ (047), FD8s AA (048), AB (023), FK8AL (080), FY7YB (020), FQ8s AC (050), AF (041), AK (040), F9QV/FC (052), GC2FZC (040), HZ1AA (040), IS1CNQ (051), JA7EN (014), KS6AA (052), OQ5VN (090), SPs 2KG (025), 9KKA (123), ST2TV (083), SVs 1SMX (074), 0W0 (036), one SX7L (074), TF3SG (048), VK9XK (020), VP8s AJ (132), AP (042), VQ5CK (010), YOs 2BC (032), 3GY (032), YU1s AQ (037), BD (075), ZBs 1GKU (040), 2I (050), ZDs 1SD (140), 2GAJ (052), 4BH (030), 5DU (025), 6HN (038), 9AA (146), ZSD7 (084) and 5A2TP (073) of an evening; DU1s GT (093), MB (085), EA8s AE (070), FB (095), FM7WF (073), FL8BC (076), FQ8AC (058), GD3FBS (005), HA2KQ (017), HE9LAA (045), HZ1AB (028), IS1FIC (038), LX1JW (038), MT3s LK (060), US (070), MP4BBD (108), OE13DC (032), SPs 2GKA (069), 3CM (025), 9EU (036), ST2HL (076), SU1s AD (083), GO (115), PA (017), XZ (094), SV8WP (079), TA3AF (003), UI8KAA (045), VK9DB (078), VQ3BM (060), VS6BA (078), VU2s BC (021), CQ (063), CS (040), CY (035), JG (049), JK (026), MD (083), NB (062), YUs 1AG (081), 1BK (013), 3BB (035), ZB1STC (041), 3V8s AJ (040), AV (050), 4UAJ (082), 4X4DR (080) and 5A2TU (058) in the vawnings.

No great ball of fire is *twenty* 'phone, either. A two-element phased rotary dug up VK9YT (14,325), VP5BP (325) in the Caymans and KT1DD for W4KZF. . . . ZP4BB (287) answered W5ASG while W8AIIH settled for TA2EFA (370). . . . ZD9AA bangs through consistently in the late afternoons, says John DeMyer of Lansing, Mich. . . . W5KUC's West Gulf contingent was breathing on the necks of 'phones CN8EJ (320), CR6AL (164), DU1AP (187), EA8 8AW (392), 9AR (310), EL9A (295), FA8BG (190), FB8BC (340) in Madagascar, FR7ZA (315), F3WV/FF8 (076), GD61A, HC8MM (365), HZ1TA (326), KM6AY (282),



* Please mail all reports of DX activity to DX Editor Newkirk at ARRL Headquarters, 38 LaSalle Rd., West Hartford 7, Conn.



PY2DV has a business-like installation in Sao Paulo with which he ran a close second to PY2NX in last year's ARRL DX Test. (Photo courtesy W1EZ)

MF2AA (350), MI3NA (318), MP4KAC (290), OE13GK (190), OX3s BD (348), BF (375), MW (356), ST2GL (250), TF3SF (330), VK1BS (150), VQs JCH (350), 5AU (056), 8AD (304), VR2s AP (233), CG (280), CY (125), Y13BZL (215-370), ZDs 4BF (130), 4BL (155), 6RD (250), ZK2AA (180), ZSs 7B (330), 7C (045), 8A (360), 5A2s TH (164), TP (305), TS (177) and 9S4AD (180) W2IEV, scanning the band aboard ship just off ZS3, reported some of the mobile boys ripping through in better shape than many QRO home stations. W2s (EB, MDQ, W3IX) and W8C'DY, all in motion, especially stood out. Vertical fans will seize upon this dope!

Forty hangs on by its toenails and W8EXZ dented it for 4X4XC (7022), giving him a 30-watt 7-Mc. WAC. Jim also found KG4AF (032), TI2CR (008) and DU1AP (009) OH5OS/CR4 tickled VE3AVS. Jeeves suggests OE13XX/CR16 for competition VK9XK, KH6QY/KC6 (025), LU9AX and CN8EX came back to W4KE It's always good to hear from guys just smitten with the DX bug. W9NSL broke in with XE1TR and CO8MT while W2LJG flagged down two VKs — first DX for both W2EVEY understands KH5DH (009) to be on almost daily Ubiquitous PY7WS was W8FRD's fifth 20-watt continent on 40 and W2MVP nailed 5A2TT on the low edge Really hot after the stuff now, W8HEV managed OQ5AE (006), OA4BR (015), KG6FAA (041), a bunch of VK/ZLs and UA1AW (013), of all people CE7AA (010), HK5AR (015), FF8AC (040), VP3 3WO (014), 8AP (015), ZC4CC (015), ZD9AA (002), ZS3K (030), VO4HJP (020) and VU5AB (010) are recommended by W5KUC's DX Bulletin.

Thunderstorms will be taking over lightly for lengthy transmissions but don't give it up too soon. Fragments from W4BRB's 3.5-Mc. coral notebook: W6s AM, SAI and ZAT riddled VR2CG (3800) and ZK2AA (3505) while VE1ZZ switched OX3EL (3515). VK9KK may be on 3525 and ZB2I has rocks for 3502 and 3524 kc. ZE3JP works 3510 kc. Gene, himself, captured EA9AP (3522), ZC4XP (3522) and VK2AWU (3508) KG4AF (3503) and KV4AA were collected by W4KE and W8EXZ SU1AD reports a W1BIB as the only U. S. station breaking through to Egypt on this band. (That was most probably W1DHD) We hear that WN1TTM worked IIC1JW — nice Novice DX for 3.5 Mc. DL4LQ says 80 is really jumpin' on the Continent; some of those most active are PA0WAD, OK3MR, SL6AL, HB9CQ, DLs 6CW, 9OL and ON4IL W8BKP kept the birds off his long highwire by working scrumptious stuff like KH6QY/KC6, SV0WP, LU8EL, ZD4AB, CT3AB, YU5 1AD, 1AFG, 3AGR, PZ1LZ and FA8RJ. George has a nice 55-watt 3.5-Mc. WAC with his BC696.

Seventy-jive 'phone did itself proud this season in presenting a variety of countries usually found only on 14 Mc. W5KMZ worked ZL3JO, ZS6KD, TGs 8IH, 9AD, HR1BG, VP5s AR, BP, FR, CM2CT, KP4KE, KZ5PC and some XEs all in the region just below 3800 kc. W4KZF adds VP6s 6SD and 9G CT1BW (3764), YN1AA

(3780), ZL2BE (3788), ZS6DW (3696), KH6PA/KJ6 (3840), KH6s MG (3808), 1J (3840), ABQ (3840), AEX (3830), VP6s 6AL (3750), 6CJ (3790), 7NR (3796) and 7NZ (3800) were recorded by the West Gulf group's DX Bulletin.

As for ten — well, let's not kick a band when it's down. We wouldn't totally ignore 28 Mc., though, after a line from KZ5AW. Kim writes that the KZ5s have been working Pitcairn's VR6AC (28,054) quite regularly. VR6s AL and AY are supposed to be on the band, too W5OBS ran into CR6BX (28,400) while W4TAV found KW6AR and KJ6AR Anybody perverse enough to be working any 10 c.w. these days? And how about you 11-meter Novices?

W1BB summed up the one-sixty season, assessing it as falling considerably below expectations. We think the boys did a bang-up job, notwithstanding. An increase in Ioran interference was noted; W2EQS reports East Coast Ioran stations now using megawatt peak power. OH3NY and ZC4XP have reported receiving W1BB's signals regularly during the tests. Stew is planning a more effective receiving set-up for next year's festivities, having been plagued no end by man-made interference.

Where:

Right down to brass tacks we go this time. Good luck with these:

- | | |
|----------|--|
| AP4UAK | United Nations Hq., Rawalpindi, Pakistan |
| CR5UP | (QSL via CT1CL) |
| DL4IB | Sgt. V. Villanueva, Co. A, 7774 Sig. Bn., APO 403, % Postmaster, New York, N. Y. |
| F7BB | Chateau Melleray, St. Denis-en-Vel, France |
| ex-F9LF | Francois Mulet, DT 4/810, Station Radio Air, Tamatave, Madagascar |
| HP1MS | Victor Salas, P.O. Box 8, Panama City, Panama |
| LZ1KAB | Box 830, Sofia, Bulgaria |
| ex-MD2AM | 5A2TII (QSL via 5A2TR) |



Like Scrutan, VP6PV's call makes sense backwards. Paul likes c.w. but can screen-modulate his 807 final and has been widely worked on most DX bands. (Photo by W24IS)

MI3NA Bob Snyder, Radio Marino, Asmara, Eritrea
 OE13JE Sgt. J. W. Edwards, 2nd Radio Sqdn. Mobile, Box 133, APO 175, % Postmaster, New York, N. Y.

OQ5LY Box 1369, Elizabethville, Belgian Congo
 VQ4CB Box 4030, Nairobi, Kenya
 ex-VR2BR (QSL via NZART)
 ex-VR2BX (QSL to ZL2MH)

VS6CG 13 Yik Yam St., Hong Kong, Asia
 VS9AA Abbott, % Officers Mess, RAF, Khormaksar, Aden

ex-VS9BB D. Bradley, 37 Old Road, Brampton, Cheshirefield, Derbys., England

XU6F (QSL via VS6CG)
 ZC4DT (QSL via RSGB)
 ZD2FFB F. F. Brewer, SWSS, Enugu, % P&T, Nigeria
 ZD2IAH (QSL via RSGB)
 ZD2JAB Joe Brown, P&T Hq., Lagos, Nigeria
 ZP4BB Pedro Tirado, % U. S. Embassy, Asuncion, Paraguay

ZS3P Defense Headquarters, Windhoek, South West Africa

3A2AM Marcel Ardisson, 28 rue Grimaldi, Monaco
 5A2TO C. M. Unfried, Rele USN, Naval Communications Unit #4, APO 231, % Postmaster, New York, N. Y.

Credit is due W1s RWS TSZ, W2s EEEY INE TXB W5ASG, W9CFT, W0AIIH, VR2CD, W5KUC (West Gulf Division DX Club *DX Bulletin*), USKA's *Old Man* and REF's *Radio REF* for this assemblage.

Tidbits:

VS9BB left the Maldives for Ceylon and should be back in the U.K. by now. Brad put that rare one on the map with the help of 200 watts to a T-matched dipole on 20' phone. An HRO aided by a BC-348 did the receiving. . . . W4LNL is now 5A2TO. He reports the Libya gang very active and enthusiastic QSLers. At last count there were over 20 5A2s licensed, many of whom are ex-MD2/MC2/MT2s. . . . FN8AD was overheard to be planning a trip by sea to the U.S.A. Gee, he could easily win the "farthest-away-from-home-ham" prize at any U. S. hamfest he might care to attend. . . . Fiji notes from VR2CD: VR2BX (ZL2MH) and VR2BR are back in New Zealand; VR2CG swapped his 10/20-meter beam for a 6-meter job; VR2AP has staged a comeback on 14-Mc. 'phone. VR2CD worked 41 states on 20 c.w. before rebuilding to 28-Mc. 'phone. Chas adds, "According to the findings of VR2s CD and CG, Fiji has proved disappointing for 20-meter c.w. DX as compared to ZL." Hmmm. . . . I1KN is gripped by rare DX who call directional CQs and then come back to *anybody* while conscientious observant stations QRX properly. Before any "changing their minds" callers of such CQs should "cancel" the directive one. This can be done by a single plain "CQ DE 4W1XX." Why in the world should anyone pay attention to directional CQs if the CQing station doesn't? EA0AB slipped in a good plug for amateur radio by furnishing valuable communications assistance to members of a West African Congress meeting at Moka on Fernando Poo island. He provided a convenient and necessary link to Santa Isabel. . . . F7BB, recently activated, likes 20' phone primarily but can wiggle a mean bug. Jim has been running 50 watts to a long wire and has plans afoot for Sterba draperies and 8JK beams. . . . There are now four KX6s active on Kwajalein, those being AB, AH, AL and AO. "Our operating has been confined to 28-Mc. 'phone during local daylight and some 20-meter c.w. during eve-


nings. Our transmitters are BC-610s feeding rotary beams on 10 and 20 meters. It is our intention to be more active this spring on both these bands." KX6AB is aiming for an s.s.b. rig shortly. . . . OE13JV of Linz, Austria, also holds the call DL4JV. . . . Farmer-hams may be interested in JA2WR's tests with 14-Mc. terminated sloping Vee beams (*FEARL News*, December-January number). Write him via FEARL QSL bureau. . . . If still irked by lark of a CR5UP card (and have worked him) try anew via CT1CL. . . . W1RWS delights in frightening poor c.w. men to death. He heard that EA8AW planned to use 'phone-only during his Iini and Rio de Oro caper. . . . TA3AA is one more DX station who gets bleeding-heart QSLs from guys he didn't QSO. He QSLs *contacts* 100 per cent. . . . The EDR of Denmark will be in charge of proceedings for this year's All-European DX Contest scheduled for December. We'll route you a reminder before then. Experimenting Danish Radioamateurs celebrates its 25th anniversary in August. . . . John DeMyer heard a PA0 chomping about one YA3MG operating 40' phone. Only a CR8 on 160 would be more exasperating. . . . Speaking of his present diggings, KT1WK (CN8EG-W1PWK) gloats, "The whole city is on a big hill. What a DX location this is — wow! 73 es ty best VQ9s to u." Gnats! . . . The N.W.I. boys are commencing with system. PJ2A stands for Aruba, B for Bonaire, C Curacao, E St. Eustatius, M St. Maarten and S Saba Island. W1KE dug this pitch. . . . The six ops at VP4LZ are competing for the station's first DXCC. Connors has 85 countries worked and Don (W6BVU) 87; the former leads in confirmations. Cards bound for VP4LZ still go via PY1AJ. This Trinidad package furnished the clincher for W1CEG's 3.5-Mc. WAC. . . . W8BTW would like a lead on the present whereabouts of Jim Buckler, ex-HH2BL. Does anyone have Jim's post-TG9 QTH? . . . The government's Air Weather Service, a component of MATS, expresses appreciation of W efforts in the relaying of personal traffic from outpost KL7 stations in the Cold Country. . . . Merchant mariner W1SDU reports on elegant hospitality received from DLs ISC and IUT in Hamburg. . . . Choice squibs lifted from the West Gulf DX Club's *DX Bulletin* with the permission of Editor W5KUC: When at his rarest, EA0AB had to beat off QSL bribe offers with a figurative baseball bat. . . . Somebody messed around on 80 with ZD9AA's call. . . . ZD1SW is going QRT but ZD3D can still hit 20 c.w. . . . F88BD is a yummy newly active on Madagascar. . . . KC6DX has a VFO 14-Mc. 'phone cooking on Truk. . . . Some eighteen 3A2 calls already have been assigned. . . . MP4KAC (ex-VT1AD) is digging hard for his DXCC. . . . Commercial Radio Pakistan on 7010 kc. is the subject of vehement RSGB protest. . . . ZD1AN was a spoofer. . . . VP5BP was manned by VE3s CJ and IG. . . . VP8AD is reported en route G-ward. . . . FQ8AC was planning to work 40 but no STs, VQ3s or ZD6s seem interested in the band. FUBAA is, though. . . . Any signal signing XX3BC may be from Macau. . . . Ex-VS9AC is receiving pasteboards from stations not worked, indicating probable pirating of his call. When he left Aden, VS9s AA, AF and AO were still percolating. . . . W8FIN reports receipt of an excellent "ham education" while in the services. He was able to visit many JA shacks during his Far East duties. . . . W6ALQ, who prefers 803s in his final, says the South Orkneys gang at VP8AE could use some literature of any type. Same may be sent to L. A. Wilson, Base H, care of FIDS Office, Port Stanley, Falkland Islands. Warren of 3A2AG/PX1AR fame has been a guest at W6ALQ while awaiting his own W6 call. . . . We can all get more sleep now because it isn't so —

(Continued on page 124)

◆

One of the most elaborately furnished stations in Switzerland is HB9HK. Willie can be worked on frequencies from 3.5 to 460 Mc. and also operates a 50-watter in his "MG" sports car. His profession is dental surgery.

◆





Hints and Kinks

For the Experimenter



SIMPLE CRYSTAL MARKER OSCILLATOR

MANY present-day communications receivers use two tuning dials, one to set the range, and the other for handsread tuning. Before the calibration on the handsread dial is usable, the main tuning dial must be set accurately. A crystal-controlled marker oscillator is about the best way to do this. The circuit shown in Fig. 1 is ideal for this purpose, because it can be built right into most receivers and turned on or off at will by a toggle switch mounted on the front panel.

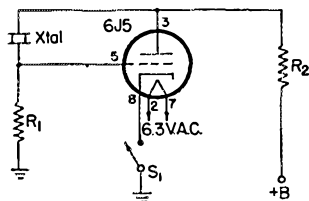


Fig. 1 — A marker oscillator that can be added to any receiver to provide a convenient way to set the main tuning dial to the right spot so that the calibration of the handsread dial will be accurate. The value of R_1 is 27,000 ohms, R_2 is 0.1 megohm, and S_1 is a s.p.s.t. toggle switch.

The 3.5-Mc. crystal found in some of the SCR-274N transmitters makes a good crystal for use in the circuit, although any 3.5-Mc. unit is usable. The fundamental and harmonics of the oscillator make it usable as a band-edge marker for all bands through 28 Mc. — *Myron C. Pogue, W7FKO*

INEXPENSIVE LOW-LOSS COIL FORMS

If you are looking for an inexpensive source of small-diameter coil forms, try using some of those short lengths of RG/8U cable that ordinarily are thrown away. Cut the cable as shown in Fig. 2, after removing the black vinyl covering,



Fig. 2 — Cheap coil forms can be made from scrap coaxial cable.

the shield braid, and the center conductor. The polyethylene dielectric is a good low-loss ma-

terial, and it can be mounted easily as shown.

The simplest way to remove the center conductor is to heat it slightly with the tip of a soldering iron, and then pull it out when the polyethylene starts to melt. — *William B. Desnoes, W2HBC*

EXTENDING WHIP ANTENNAS FOR MOBILE USE

THE arrangement shown in Fig. 3 is a handy way to add precious length to your existing mobile whip antenna. In some instances it is useful to extend ordinary broadcast whips to sufficient length to make them usable with the transmitter.

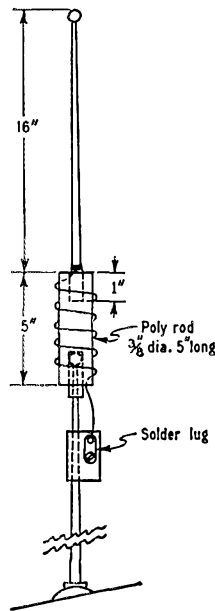


Fig. 3 — Handy method for extending the length of a whip antenna used for mobile work. The dimensions shown may be changed to suit individual applications.

A polystyrene rod is drilled at one end to slip over the top of the whip antenna. The other end of the rod is tapped to take the extension. The length of the rod is then usable as a form for a loading coil. Connection to the whip and to the extension is made as shown in the diagram.

This arrangement has given good results in a 28-Mc. mobile installation, and should be of interest to those who already have h.c. whips mounted on their cars. — *John Jarnefeld, W4MBH/9, ex-W2KFC*

21-Mc. OUTPUT FROM THE SINGLE 813 RIG

IT is a very simple matter to obtain 21-Mc. output from the single 813 transmitter described in July, 1951, *QST* and in the 1952 edition of *The Radio Amateur's Handbook* (page 185). All that is needed is a new coil for the 6V6 driver plate circuit. We used $4\frac{1}{4}$ turns of No. 14 enameled wire spaced to occupy 1 inch of a $1\frac{1}{2}$ -inch diameter coil form (National XR-5). This coil resonates at the low end of the band with about 20 per cent of the capacity of C_3 in use, and permits the stage to be operated as a tripler from the 7-Mc. output of the 6AG7 oscillator stage.

The 813 stage uses the same coil as that specified for use at 14 Mc. It resonates at 21 Mc. with the main tuning condenser set close to the low-capacity point of its range. — *R. M. Smith, W1FTX*

MODULATION INDICATOR

THE simplicity of the modulation indicator shown in Fig. 4 makes it an interesting addition to any 'phone station. The circuit is non-critical, and once set requires no readjustment.

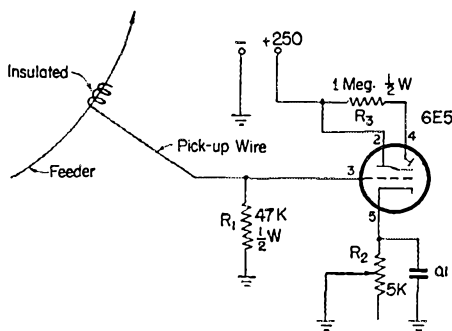


Fig. 4 — A simple modulation indicator using a magic-eye tube.

The circuit makes use of the fact that when a signal is modulated 100 per cent or more in a negative direction, periods of no signal result. With the rig turned off, adjust R_2 until the eye just closes. This becomes the reference point of no signal. Turn the rig on and couple the pick-up wire to the feeders, increasing coupling until the eye opens up to about 90 degrees width. The eye will close as the transmitter is modulated. The higher the percentage of modulation, the more closure of the eye. When it just closes, 100 per cent modulation in the negative direction is reached. Operating just below that point insures against getting tagged for infraction of the regulations. — *Bob S. White, VE7ANR*

EFFECTIVE TVI PROBE

IN the course of attempting to eliminate TVI, you sometimes reach a point where the harmonics have been reduced below the point where they can be detected by the usual absorption-type

wavemeter, even though link probes and high-sensitivity meters are used. The gadget shown in Fig. 5 can be used from this point on to discover points of harmonic leakage.

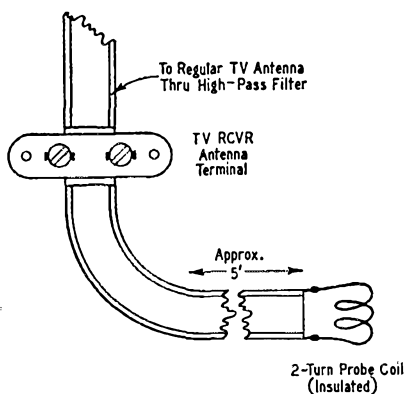


Fig. 5 — Simple probe constructed of 300-ohm Twin-Lead for tracking elusive harmonic leaks. The method of use is described in the text.

Having a TV receiver in the same room as the transmitter is a big help, but if you don't have one, you can use a converter to tune the TV range, as described in earlier *QST* articles. The receiver is turned on, and the end of the probe is connected to the antenna terminals along with the regular TV antenna lead-in. To prevent blanketing by the fundamental transmitter frequency, a high-pass filter should be inserted in the TV lead-in, close to the antenna terminals.

The other end of the probe is then moved around the area of the transmitter. It will produce a marked increase in the interference whenever it comes close to a "leak" in the shielding of the rig. In one instance, I was able to spot a harmonic leaking out from under a metal tube, even though the shell was grounded. — *D. J. Gagne, W2LID*

Silent Keys

IT is with deep regret that we record the passing of these amateurs:

- W1GE, Everett S. Rogers, Portland, Me.
- W1TLG, Pasquale A. Antonellis, Winthrop, Mass.
- W20LG, Edgar C. Leicht, Lake George, N. Y.
- W2ZJ, Edmund D. Miller, Elmira, N. Y.
- W3CZW, Charles C. Smith, Lancaster, Pa.
- ex-4AA, Wilbur B. Pope, Athens, Ga.
- W4ETK, M. Ross Baird, Coral Gables, Fla.
- W6LDZ, Clifford D. Wylie, Santa Maria, Calif.
- W7FOA, Clifford F. Bunn, Glendive, Mont.
- W7MIWW, Frank Zeman, Jr., Medford, Ore.
- W8BAC, Jerry Trousil, Rocky River, Ohio
- W0YQQ, Ed H. Pugh, Independence, Kans.
- KP4QZ, Randal J. Carnes, Santurce, P. R.
- PY1BG, Aydano de Araujo Salles, Rio de Janeiro, Brazil
- VE2JP, Otto E. Curtis, Montreal, Que.
- VE4JA, J. A. Argue, Saint James, Man.
- VE4ZR, A. E. Roberts, Winnipeg, Man.
- VE8TC, Sydney Higham, Goose Bay, Labrador

Results of the Novice Round-up

THE Novice Round-up can best be summed up in the comments of one of the participants, Wayne Nelson, WN4UGT. Wayne writes: "I enjoyed operating the contest and had a rip-roaring good time while getting operating experience and those needed states. It was particularly gratifying to find that many General Class amateurs operated the contest and did not lose patience with us "lids." Vic Clark, W4KFC, one of the old-time contest operators, had this to say: "I certainly enjoyed working the WNs. It was a real pleasure to hear them tell me I was their "best DX," a "new state," "first W4," etc. I'm getting a kick out of the QSLs received as a result of the Round-up. Now have worked WNs in 31 states . . . 29 confirmed . . . hi."

With 92 stations reporting, representing 33 sections, an XYL came up with the best score. Frances P. Hooper, WN3SBE (see photo, page 59), worked 34 sections, 173 contacts for a total score of 6392. West Coast Novice Merit Arnold, WN6NLO, garnered 2nd honors with a total score of 5069, 122 contacts, 37 sections.

The following scores are those of non-Novice stations and they are given by section: *Conn.*: W1AW 3000, W1BDI 2020, W1RWS 322, W1BUD 72, W1NJM 55, W1ICP 50; *N.Y.C.-L.I.*: W2NIY 2232; *S.N.J.*: W2LXB 60; *N.Y.C.-L.I.*: W2OBU 16; *E.Pa.*: W3ADE 1365, W3EAN 90; *W.Pa.*: W3JSH 928; *Va.*: W4KFC 2626, W4TFX 9; *L.A.*: W6WOO 3132.

SCORES

Scores are grouped by Divisions and Sections. The operator of the station first-listed in each section is award winner for that section. Example of listings: WN3SBE 6392-173-34-39, or, final score 6392, number of stations 173, number of sections 34, total operating time 39 hours.

ATLANTIC DIVISION

Eastern Pennsylvania

WN3SBE.....6392-173-34-39
WN3SEB.....4350-130-30-38
WN3SNV.....2136-72-28-18
WN3RYT.....2090-85-19-25
WN3SAW.....870-58-15-21
WN3SRU.....39-3-3-2

Md., Del., D.C.

WN3RXS.....3762-99-38-40
WN3RZG.....203-14-7-8

Southern New Jersey

WN2INI.....85-7-5-6

Western New York

WN2JML.....290-19-10-34
WN2JMF.....68-7-4-1

Western Pennsylvania

WN3SDV.....160-20-8-20
WN3SFP.....92-8-4-2

CENTRAL DIVISION

Illinois

WN9QAQ.....1271-52-19-21
WN9OKI.....1218-58-16-23
WN9OIN.....561-36-11-15
WN9PTT.....533-26-13-20

Indiana

WN9PAS.....816-36-16-13
WN9PEX.....207-13-9-3
WN9OWZ.....76-9-4-18

DAKOTA DIVISION

Minnesota

WN0GHX.....735-34-15-16

DELTA DIVISION

Tennessee

WN4TIE.....12388-41-23-34
WN4LUC.....216-18-12-4

GREAT LAKES DIVISION

Kentucky

WN4UNH.....4032-111-32-39
WN4TRY.....1386-48-22-15
WN4TQC.....266-23-7-3

Michigan

WN8HKZ.....1020-51-20-28
WN8IFO.....588-39-12-17
WN8TFE.....394-28-13-24
WN9OHQ.....90-10-9-9
WN8IDM.....88-11-8-14
WN8HFA.....9-3-3-2

Ohio

WN8HQH.....3000-85-30-38
WN8HOH.....315-48-5-31
WN8HIF.....145-9-5-9
WN8HFF.....45-5-5-1
WN8HSM.....25-5-5-5

HUDSON DIVISION

Eastern New York

WN2APH.....2300-72-25-19
WN2EPM.....1314-58-18-36
WN2BYL.....850-40-17-20

N.Y.C.-L.I.

WN2FTG.....423-32-9-18
WN2KDP.....350-35-10--
WN2GBM.....42-7-6-27
WN2EJC.....9-3-3--
WN2BFN.....4-2-2-2

Northern New Jersey

WN2ILH.....1518-69-22-13
WN2JCO.....840-46-15-19
WN2BAS.....261-19-9-3

MIDWEST DIVISION

Iowa

WN0EHL.....95-9-5-6

Kansas

WN0EZI.....210-14-10-11
WN0FKO.....25-5-5-20

NEW ENGLAND DIVISION

Connecticut

WN1UFV.....760-40-19-35
WN1UCA.....611-32-13-15
WN1UPH.....455-35-13-15
WN1UFW.....147-19-13-4

Maine

WN1TYG/1.....154-14-11-4

Eastern Massachusetts

WN1UBC.....1008-41-18-23
WN1UOV.....896-36-16-15
WN1TYC.....378-29-12-6

Western Massachusetts

WN1UBD.....1116-52-18-25
WN1TVJ.....36-6-6-2

New Hampshire

WN1EON.....4466-134-29-34

NORTHWESTERN DIVISION

Montana

WN7PTW.....221-17-13-16

Oregon

WN7PQZ.....70-10-7-10

Washington

WN7PRF.....583-43-11-26

PACIFIC DIVISION

Nevada

WN7PRM.....330-20-11-22
WN7QHH.....54-9-6-4

ROANOKE DIVISION

Virginia

WN4TYC.....99-11-9-1

ROCKY MOUNTAIN DIVISION

Utah

WN7QDJ.....297-23-9-10

SOUTHEASTERN DIVISION

Eastern Florida

WN4UGD.....1890-70-27-22
WN4UGT.....1809-67-27-38
WN4TKD.....1156-53-17-20
WN4TYW.....616-29-14-4

SOUTHWESTERN DIVISION

Los Angeles

WN6ORB.....1534-59-20-32
WN6NJU.....610-61-10-35

Arizona

WN7QJV.....812-58-14-34

San Diego

WN6NLO.....5069-122-37-25

WEST GULF DIVISION

Oklahoma

WN5UGO.....126-14-9-16



It has happened before but it's always a stopper, especially with a Novice license involved. WN4TIK's XYL walked in with his newly-arrived General Class ticket while he was in QSO with W4NTO. TIK signed the transmission "W4TIK" and was thereupon admonished by W4NTO. The latter joined in the chuckle when given an explanation in the next transmission.

Our April Stray which reported W5TFD, W6NDP, W4TFX, W4TED and W5TFP (then WNs) as filing for the first Novice Class WAS certificates respectively must now be revised. Correspondence verifies that Norma Jean Guile, W1UBM, accomplished and applied for hers considerably earlier than the others. We were unaware that she had performed this feat as a Novice under her former call, WN1UBM, and so far as we now know, Norma Jean rightfully deserves credit for this "first."



Correspondence From Members -

The Publishers of QST assume no responsibility for statements made herein by correspondents.

7-MC 'PHONE

302 Shaver Ave.
No. Syracuse, N. Y.

Editor, QST:

In February 1952 QST in "Happenings of the Month" I noticed some remarks about 7-Mc. band planning which used the incompatible words "phone" and "40 meters" in the same sentence. I presume this is a typesetter's error because I know anyone who is old enough to refer to the 7-Mc. band as "40 meters" would never say the word "phone" in the same sentence without first inserting the title of some other amateur band where such depredations are legal even if deplorable. I trust you will never again allow this grievous error to appear in the pages of QST.

— Jared Scott Smith, W2JFX

817 Gracewood
Memphis 12, Tenn.

Editor, QST:

The 'phone boys are restricted to portions of each band, while the c.w. boys have privileges on any frequency in any ham band with exclusive use of 7 Mc. It seems to me the c.w. boys are quite selfish with their frequencies. To be fair to all, half of every band for c.w., the other half for 'phone — that means 7 Mc. too.

— Howard Benson, W4SBE

1212 Antonia Way
Bakersfield, Calif.

Editor, QST:

Concerning the FCC proposal of allowing 'phone operation on forty meters, I would like to be counted as one who opposes it. If forty-meter 'phone operation were allowed I would be one of the first there. However, I'm convinced that the best interest of the most amateurs would not be served by allowing 'phone operation on forty. All of the foreign 'phones that are at present fairly well scattered throughout the band would move down below the new 'phone band, making it extremely difficult for low-powered c.w. stations to operate.

Many people are of the opinion that American 'phone operation on the high end of the band is advisable on account of all the foreign broadcast stations on the high end. However, I see no reason to believe that these foreign stations would attempt to continue operating in an American 'phone band. They would, no doubt, just move down into the c.w. band.

— Lloyd R. Zander, W6ITE

2210 S.W. 27th Lane
Miami, Florida

Editor, QST:

The recent letters in the "Correspondence" section have prompted me, after 17 years as a ham, to write my first letter to you.

I have been an active c.w. operator ever since first licensed as W8LVV in 1934. Most of my operation has been on the 40- and 20-meter bands. All my 'phone operation could probably be listed on a half dozen pages of my log.

Traditionally, the 7-Mc. band has been "c.w.," but I would say that tradition is about the only defense that can be offered for keeping it thus. When the average signal on the band was broad and receivers were even more so, there was some reason for dismay when "phone on 40" was mentioned. Today's equipment makes it feasible. Good receivers and sharp 'phone signals have greatly increased the width, effectively, of our bands. For c.w., the bandwidth has multiplied many times. When the average station had crystal control, two stations in QSO occupied about twice as much space as is the rule now with most stations able to QSY to the called station's frequency. Many of the "old-timers" will remember how half the band would be occupied by one "round table."

Some hams apparently fear the influx of foreign 'phones. They should live in South Florida. Down here, both 40 and 80 are loaded with stations "south of the border." My contention is that after a few preliminary difficulties, the 40-meter band will adjust itself to a situation much like that of the 20-meter band. The official and "unofficial" allocation of frequencies there has proved fairly workable.

— C. Bolvin, W4LYV

224 6th Ave., West
Decatur, Alabama

Editor, QST:

After reading many different opinions regarding opening of the 40-meter band for 'phone operation, I would like to express my idea. Inasmuch as one 'phone station will occupy more space in a band than four or five "c.w." stations, I am bitterly opposed to opening this band for 'phones. The boys that "can" and like to work c.w. should have at least one band free of 'phone heterodynes.

— C. E. Uptain, W4BFM

[EDITOR'S NOTE: This, for a while at least, concludes the "correspondence" on the 7-Mc. 'phone question. The Headquarters has received 34 letters favoring 7-Mc. 'phone, and 51 expressing disapproval.]

SERVICE AS USUAL

Conrad, Montana

Editor, QST:

Just a note to let you know that I appreciate your interest and help on my licensing problem. When I wrote in I was more or less just "gripping" and it didn't occur to me that you would be able to do anything about it. Hi!

The license was issued Dec. 7th but they didn't mail it until Dec. 19th and I got it Xmas Day!

Again, many thanks for all your trouble and will say that this service alone was worth more to me than the price of a year's membership.

— Harold Pyle, W7BFW

ALL DIRECTIONS AT ONCE

South Starr Route
Chadron, Nebraska

Editor, QST:

I've been reading your "Correspondence from Members" and am afraid I'm missing out on something. Sounds like some of the 'phone and c.w. boys really get hot under the collar. I want to get in my bit too so this is to let you know that whatever comes up, I'm against it!

— Charles M. Christian, W0MZO

THAT TV LETTER

159 Nott Street
Wethersfield 9, Conn.

Editor, QST:

I was very happy to hear that the ARRL "called upon all television receiver manufacturers to make construction changes which will eliminate interference with regular broadcasting channels in existing and future sets."

I can appreciate this since I have had more interference trouble with our TV set than with any other set in the neighborhood during my QSOs.

— William Madigan, jr., WN1UGE

Annette Island
Alaska

Editor, QST:

I got a kick from reading the letters from the TV manufacturers: "Our receivers are so good that they don't have TVI in the first place, but we will cooperate with the

(Continued on page 146)



Operating News



F. E. HANDY, WIBDI, Communications Mgr.
JOHN E. CANN, WIRWS, Asst. Comm. Mgr., C.W.
GEORGE HART, WINJM, Natl. Emerg. Coordinator

J. A. MOSKEY, WIJMY, Deputy Comm. Mgr.
L. G. McCOY, WIICP, Asst. Comm. Mgr., Phone
LILLIAN M. SALTER, Administrative Aide

Some Traffic Observations. The National Traffic System has again functioned with excellent success through the current (its third) season. High commendation is due those operators in key posts and in the section nets who have contributed to this mechanism that serves all amateur operators. It must be noted that "Old Man Skip" has played hob with operations in some net periods during this season. Shifting the time of net operation has helped a little in some cases. Since that interferes with the dinner hour or cuts into other ham activity it has not been a popular solution. However, with the longer days, conditions are now picking up for net operation.

The National Traffic System provides for a complete exchange of traffic between all net levels in one evening . . . usually section nets operate at 1900 and 2200 Mon. through Fri., with exchanges at regional and time zone levels in between. NTS sets up a plan that will work for amateurs everywhere regardless of some individual absenteeism. NTS was built for the fraternity, permits participation by the casual traffic handler. This ARRL system was designed for the cooperative-minded individual amateur who wants to handle his traffic in an orderly efficient way, preparing himself for the time when his efforts can be used in emergency. "Big wheels" in traffic sometimes like to work as independents, but there's plenty of room for participation of all such in the over-all traffic-exchange networks.

All that our sectional, regional and area nets need is a sufficient degree of individual support and traffic participation to carry on every night. Rotation of NCS by different nights and enough general participation makes for success for all without undue burdens on each participant and networks are always in being even with some members absent. There has to be an NCS (or alternate) guaranteed for each meeting night, on all nets. The National Traffic System provides an automatic means of fast radio contact between all states, as contrasted to individual links in smaller chain systems of handling traffic which serve particular points or particular states with high efficiency.

What does the existence of NTS mean to the average amateur? (1) That by reporting on his section c.w. or phone net (see periods and frequency in ARRL Net Directory) which is or should be a vital part of the system, an amateur radiogram for any point in the U.S.A. can be sent forward with a plan for its successful early relaying to destination, if that section net properly

sends a regular representative to its regional net. (2) The operating sessions in most all nets first cover the regulars in turn, noting and standing by any reporters who come in from outside points. Their traffic can be handled as soon as inside the section traffic has been cleared. (3) Any amateur with traffic who calls in will be welcomed, or any amateur residing in the section, but each must of course take his turn to clear traffic. Having a message to originate into the net is the best badge of admission.

Armed Forces Day — May 17th. Try your success in the Armed Forces Day Receiving Competition. See the announcement for Armed Forces Day elsewhere in this issue. Make *perfect* copy if possible of the 25-w.p.m. transmissions to be sent at 2000 and 2400 EST on 15 frequencies! Demonstrate your skill. Send "copy" direct to the Pentagon (Room BE1000), Washington 25, D. C., for checking. Separately from the above, amateurs are on May 17th (6 P.M.—midnight EST) invited to engage in two-way contacts with AIR, NSS, and WAR for friendly QSO and QSL.

Novices, Watch Harmonics. Information has been received that in some cases signals from WN licensees among others are being improperly radiated at *harmonic frequencies*. Novices may take this as a tip to ask fellow amateurs they work to listen for *their* exact harmonic to see if it can be heard at any distance. Better yet, check your transmitter output with a grid-dip or absorption frequency meter such as described in Chapter 21 of the *Handbook*.

Official Observers and Novices themselves are requested to watch the harmonic shadows of the Novice band, especially for 7.4–7.5 Mc. and 11 Mc., and to notify by radio message or postal card any amateurs who can be heard there with improperly strong harmonics. Such action may help a brother ham to avoid an FCC notice.

On Becoming an Official Observer. Would you like to belong to that group of appointees provided with ARRL forms to assist all amateurs in maintaining high signal standards and avoiding FCC notices? General Class licensees experienced in amateur know-how for distinguishing between images and signals themselves, men with tact and stamina who have good receiving equipment and are alert to double-check against the chance of mistake occasioned by receiver overload or propagation conditions, may volunteer to SCMs for Observer work. The ARRL Board has frequently commended OO activity, and on several occasions it has won high FCC praise. Inquiries

about classes of Observer appointment, received by radiogram or letter, will bring our booklet with data on this and other ARRL appointments plus some sample forms. Applicants for OO appointment must reside in one of the field-organization sections (page 6, *QST*) and have stated experience, interest and qualifications.


FD Reminder. June 21st-22nd is not many weeks away. Plan to put the finishing touches on any new equipment now being built for emergency-portable and car-mobile work. Plan to test it out and get in the fun *this year* in the largest of all ARRL operating activities. Log forms for report of ARRL Field Day stations are now available gratis on request to ARRL. Affiliated clubs received copies of the FD rules in February. These will be repeated in June *QST*. CU in the FD! — *F. E. H.*

MEET THE SCMs

Virginia's SCM, H. Edgar Lindauer, W4FF, became a licensed amateur as early as 1915, and since that time has also held the calls 3UE, W3GRG, and W4CPS.

He obtained commercial radio experience as operator for the Marconi Wireless Telegraph Co.—Merchants and Miners Transportation and on the Green Star Line, and as installation engineer for RCA. Following a call issued by ARRL during World War I he was one of the first 500 men to enlist as radio operator in the U. S. Army.

Despite his various SCM duties, Lindy still finds time to take part in ARRL Sweepstakes, DX Contests, LO-NITES, and CD Parties. A charter member and one of the organizers of the Baltimore Radio Club in 1916, he is a present member and former treasurer of the Potomac Valley Radio Club. In addition he holds Official Relay Station appointment, is a member of the Old Timers Club, and has earned a Code Proficiency certificate for 30 w.p.m.



Equipment at W4FF includes a composite transmitter with a pair of 813s in the final so constructed as to permit disassembly for 30-watt Field Day operation or 100-watt Sweepstakes participation, plus flexibility to incorporate these units to drive the 813s at a full gallon if necessary, although 400 watts is generally utilized. Screen-grid modulation to p.p. 813s recently was installed. The receiver is a Super-Pro and antenna is an 80-meter center-fed mounted on two steel poles 70 feet high and 145 feet apart.

Lindy's other hobbies are bowling and, during the summer months, swimming, fishing, and boating at his summer home on Chesapeake Bay. He is employed in the Office of the Secretary of Defense as Chief of the Special Projects Committee.

CODE-PRACTICE STATIONS

W2JZX, Viola Grossman, 18 Phipps Ave., East Rockaway, N. Y., 3805 kc., Mon., Tues., Thurs., 1100 to 1130 EST, and Tues., Wed., 1800 to 1830 EST.

W7MWQ, Dick Wilhelm, P. O. Box 6013, Phoenix, Arizona, 3759 kc., Mon., Wed., Fri., 1930 to 2000 MST.

W6JZ, Ray Cornell, 909 Curtis St., Albany 6, Calif., 3590 kc., Mon., Fri., 5, 7½, 10 w.p.m., Wed., 12, 18, 25, 35, 45 w.p.m., 1845 local time.

W7WJ, Hal C. McCracken, 4603 N.E. 28th Ave., Portland, Ore., 3600 kc., Tues., Thurs., 5, 10, 20 w.p.m., Sat., 18 to 45 w.p.m., 1830 local time.

DXCC NOTES

We are pleased to announce the addition of Singapore, VS1, to the Postwar Countries List. Heretofore, both VS1 and VS2 have counted for Malaya in the Postwar DX Century Club and the ARRL DX Competition. The Crown Colony of Singapore officially came into being on April 1, 1946, so QSL cards from VS1 stations worked on or after that date will be acceptable for Postwar DXCC credit. Cards confirming postwar VS2 contacts will continue to count for Malaya.

Speaking of countries, a brand-new Postwar Countries List is now available upon request. A number of conveniences not found in the old list have been incorporated in this revised form which has been designed to withstand plenty of rough usage on the operating table.

DX CENTURY CLUB AWARDS

HONOR ROLL

W1FH.....216	G2PL.....237	W3KT.....230
W8HGW.....241	W6ENV.....236	W3JTC.....229
W3RES.....241	W3CPV.....233	W6GRL.....229
W6VFR.....238	W3GHD.....232	W3EVW.....228
W0YXO.....238	W6AM.....232	G6ZO.....228
	W2BXA.....230	

RADIOTELEPHONE

W1FH.....215	W8HGW.....198	W2BXA.....188
PY2CK.....212	W9RBL.....195	W3LTU.....187
VQ4RR.....212	W1NWO.....193	W6DL.....181
NE1AC.....208	W1JCX.....192	

From February 15 to March 15, 1952, DXCC certificates and endorsements based on postwar contacts with 100-or-more countries have been issued to the amateurs listed below.

NEW MEMBERS

G6GN.....155	OZ3RO.....106	VP000.....101
ON4GU.....149	G5JU.....106	SM3EP.....101
G8DR.....119	E13R.....105	W6IPH.....101
LU6AX.....115	W6CPL.....105	G8TS.....101
W6BUO.....112	GW3JL.....105	88PA.....101
DL6HJ.....110	W2RWN.....104	OE5LV.....100
W2AOX.....108	W2CC.....102	VE2BK.....100
SM7YO.....107	ZS6VR.....102	GM3EDU.....100
	K6CU.....101	

RADIOTELEPHONE

W9HB.....170	G2LS.....100	W8BRA.....100
W2AOX.....108	W2KSN.....100	

ENDORSEMENTS

W2AGW.....221	W1WK.....163	G4ZU.....130
ZL2GX.....220	W9HUZ.....162	G6VQ.....126
W1TW.....220	W2PRN.....158	W1JMT.....123
W6AMA.....209	W5CKY.....153	VE1PA.....122
W5KC.....209	W2REF.....152	Z83K.....121
W6PR.....200	PA0LB.....152	W1BLO.....120
HB9J.....200	W5KUJ.....150	HB0P.....119
W7PGS.....182	I1AMU.....142	W7BDW.....111
W4RBQ.....172	KH6PM.....140	F9QU.....111
W2RCV.....167	W9TKX.....140	G5PQ.....110
	ZS2AT.....137	

RADIOTELEPHONE

ZS6BW.....180	I1AMU.....140	PY2JU.....117
ZS6Q.....172	LU4DD.....140	W2MFS.....115
W4EWY.....172	CM9AA.....140	W4GIO.....110
W1ENE.....161	W5KC.....133	

TRAFFIC TOPICS

This is the month when we take cognizance of outstanding individual traffic performance for the previous year. You will be reading this in May, well into the time when traffic experts are again beginning to compete for high honors in the BPL, but it is not until mid-March, when SCMs are reporting February traffic and when copy for May QST comes due, that we are able to make a survey of the previous year's BPL records with the assurance that all figures are in.

The BPL survey is made on the basis of "BPL points." These are awarded at the rate of four points for every individually-owned and individually-operated station which makes BPL, plus one additional point for every 100 points in his traffic total each month. Thus, five points are the minimum awarded to any station who makes BPL. These points are totaled from month to month and from year to year for every station whose call appeared in the BPL, since World War II. On this basis, the following are the "high ten" for 1951 and for the entire postwar period, with total number of BPL points shown in parentheses:

1951		Postwar	
W3CUL (526)		W3CUL (927)	
W6KYY (308)		W7CZY (819)	
W4PL (237)		W4PL (799)	
W7IOQ (179)		W6CE (793)	
W7CZY (177)		W6ZJO (453)	
W6TQD (168)		W7CKT (335)	
W6ZJO (157)		W6GZU (313)	
W9ILH (155)		W6KYY (308)	
W9JUN (155)		W6TQD (302)	
W6GYH (151)		KG6DI (277)	

Let's pause briefly to goggle at the 1951 record of W3CUL. Mae was not only 100% BPL, but her lowest traffic total was in March, when she handled 2643 messages. Her high was in December, when she made 9955. The grand total for the year was 48,537, which is an average of more than 4000 a month! W3CUL was at the head of the BPL every month except May (when Old-Timer W4PL beat her out) and August (when KG6FAA, a multioperator station, was top). We won't say, as we did last year about W6CE, that these records will stand for a long time — but who is going to beat them?

Note that in the postwar list, some of those still in the running are there on the basis of points collected years ago. Last year's champ, W6CE, got started too late to show in the 1951 high ten, but he managed to avoid being out-distanced by the other three of the "big four" on the postwar list.

The W6s were again high in the handling of traffic toward BPL in 1951, placing first both in number of BPLs and number of BPL points, with the W9s and W8s fighting for

second place. The total number of stations listed in the BPL in 1951 was 461 compared with 443 in 1949 and 1950, so our traffic fortunes continued to look up. Here is an analysis of 1951 BPL data by call areas:

Call Area	No. BPLs	BPL Points	High Three
W1	15	132	CRW EMG SJO
W2	33	183	RUF BO COU
W3	32	719	CUL NHI NRE
W4	34	413	PL ANK PJU
W5	47	424	PTY LSN GZU
W6	78	1102	KYV GYH BAM
W7	46	517	IOQ CZY FRU
W8	29	231	AUJ RJC ARO
W9	59	604	ILH JIJ JTX
W0	54	623	TQD ZJO SCA
VE	7	44	3IA 1MK 1AAL
Foreign	27	248	JARAC KR6AF JA4AI

It is interesting to note that in three different call areas the BPL leader is a member of the feminine sex, and that three others have placed in the high three in their respective call areas. In the W9 area, the high three are all YLs. We OMs had better look to our laurels.



National Traffic System. The NTS record for 1951 was summarized in a recent Emergency and Traffic Bulletin, so we will refrain, for space reasons, from going into it here, except to say that we believe NTS is reaching its maturity and receiving more general acceptance among the traffic fraternity. This is not to say that we no longer have any problems; on the contrary, we have bigger ones than ever. The difference is that our efforts now are to gain 100 per cent support instead of just some support.

February reports:

Net	Sessions	Traffic	High	Low	Average	Most Consistent
EAN	21	815	76	9	38.8	All
CAN	19	288	39	5	15	RN5
(Jan.)						
1RN	34 *	330	49	0	9.7	E. Mass.
2RN	42	390	26	0	9	JN, NYS
3RN	40	155	18	0	4	E. Pa.
4RN	42	505	48	0	12	S. C.
RN6	28	1010	62	3	36.7	
RN7	50	485	34	0	9	Wyo.
8RN	35	143	22	0	3.8	Mich.
9RN	25	685	65	0	27.4	Ill.
TEN	45	955	62	2	22.2	
TRN	42	99	16	0	4.2	Ont.
QIN	68	1064	54	0	16	
(Ind.)						
TLCN	21	296	29	2	14.1	
(Iowa)						
NYS	25	450	42	4	18	
(N. Y.)						


* 42 sessions held.

Eastern Area Net: All regions reported 100 per cent except 4RN and TRN, each of which missed one session. EAN was in session 19 hours and 19 minutes. The monthly EAN bulletin by Manager W8SCW comments on some of the rough spots.

Central Area Net: No one has yet applied for the managership vacancy created by the resignation of W9CBE.



During the past two or three years the call of W0SCA has climbed steadily in traffic and emergency organizational circles. Here is what he and his station look like. When "Doc" was appointed manager of TEN (Tenth Regional Net) in February, 1950, he promised within two weeks to have a net that would come up to any in the country; and then he went to work. Today TEN, primarily as a result of his efforts, is one of the best, and W0SCA has "retired" as manager. Doc is also ORS, RM and EC in his section, holds two ARRL Public Service Certificates and a 30-w.p.m. Code Proficiency Certificate.



Pacific Area Net: Reports have it that PAN is functioning well, but nothing heard from W7HKA.

First Regional Net: Correction to the list of certificate recipients in March QST — should be W1s FPS KYQ and LRG instead of FPS LYQ and KRG.

Second Regional Net: A 2RN certificate has been issued to W2CGG. The March 2RN bulletin points with pride to the enviable record of 2RN during the present season.

Seventh Regional Net: W7PKX has been appointed Assistant Manager of RN7.

Ninth Regional Net: 9RN certificates have been issued to W4SHJ and W9s BCV CEE ERW HUV KCN MEM and SXL.

Thirteenth Regional Net: VE3BUR says that he is pleased with the teamwork on TRN. VE10M is to be commended for his untiring enthusiasm in keeping the Maritimes active.

above. This is the last supplementary listing until a new net list appears in November 1952 QST.

Name of Net	Freq.	Time	Days
Barefoot Net	3863	1715	EST Daily
Bay Area Net (BAN) (Calif.)	3635	2030	PST Mon.-Fri.
Churn Net (Pa.)	144,138	1930	EST Mon.
Georgia Novice Net (GNN)	3735	2030	EST Sat.
Haverford Twp. Emerg. Radio Net (Pa.)	144,800	2100	EST Mon.
Local Worcester Region #3 CD 'Phone Net (Mass.)	28,720	1900	EST Mon.
Maryland Emerg. 'Phone Net	3820	1300	EST Tues., Thurs., Sat., Sun.
		1830	EST Mon., Wed., Fri.
Mission Trail Net (MTN) *	3680	2000	PST Daily
Sunrise Net *	3854	1900	PST Daily
Tennessee 'Phone Net *	3950	1030	PST Sun.
	3980	0800	CST Sun.
		1900	CST Tues., Thurs.

BRASS POUNDERS LEAGUE

Winners of BPL Certificates for February traffic:

Call	Orig.	Recd.	Rel.	Del.	Total
W3CUL	249	2644	2215	373	5481
W6KYV	154	1232	258	960	2604
K6FAA	1055	701	395	265	2416
W9JUU	24	1090	1065	13	2192
W6GYH	16	868	766	110	1760
W6IAB	76	391	307	884	1658
K6WAR	175	730	628	102	1635
W4QVY	12	673	661	11	1357
W6BAM	68	519	358	156	1101
W6COZ	4	520	504	8	1036
K9FAE	23	488	491	32	1034
JA2KW	513	208	21	187	929
W9QXO	9	403	370	29	811
KL7AZ	47	382	358	12	799
W7CZY	4	387	381	6	778
W4AKC	15	383	349	6	753
W4ORA	656	0	0	0	656
W4AGC	7	316	307	5	635
W5MRK	7	304	276	19	606
W2VNJ	30	282	202	71	585
W8JJC	14	274	258	14	560
W8ZGT	10	275	273	2	560
W9PSJ	21	264	211	53	549
W9KHQ	3	3	536	2	544
W6SCA	5	261	256	3	525
W4ANK	79	229	171	44	523
W2DJF	12	257	210	43	522
W7WJ	10	250	204	41	505
W8AUJ	12	260	205	28	505

Late Reports

KR6AF (Jan.)	300	1440	1232	201	3173
K6FAA (Jan.)	790	1083	556	439	2868
W6COZ (Jan.)	8	406	398	8	820
K6FAJ (Jan.)*	256	222	213	9	700
W8DAW (Jan.)	4	318	293	20	635
W9COZ (Dec.)	6	293	267	26	592
W7II (Dec.)	25	282	245	26	578
K9FAE (Jan.)	12	266	252	15	545

The following made the BPL for 100 or more *originations-plus-deliveries*:

W2ORU	266	W7BA	119	W2RUF	106
W9NZZ	221	W4SHJ	109	W8ARO	102
W4NAD	204	W4JAQ	108	W3LQV	100
W8URM	134	W5PAK	107		

A message total of 500 or more or 100 or more *originations-plus-deliveries* will put you in line for a place in the BPL. The Brass Pounders League is open to all operators who qualify for this monthly listing.

* Listed in April QST as K6FAT.

SUPPLEMENT TO NET DIRECTORY

The following list of nets will supplement and correct the listing on page 64 of November 1951 QST and subsequent supplementary listings in the January and March issues. These corrections and additions were received between January 17 and March 15, 1952. An asterisk (*) indicates correction from one of the previous listings mentioned

CODE-PROFICIENCY AWARDS

Have you received an ARRL Code Proficiency Certificate yet? Twice each month special transmissions are made to enable you to qualify for the award. The next qualifying run from W1AW will be held on May 14th at 2130 EST. Transmissions will be made simultaneously on 1887, 3555, 7120, 14,100, 28,060, 52,000 and 146,000 kc. The next qualifying run from W6OHP only will be transmitted on May 4th at 2100 PST on 3590 and 7248 kc.

Any person may apply; neither ARRL membership nor an amateur license is required. Send copies of all qualifying runs to ARRL for grading, stating the call of the station you copied. If you qualify at one of the five speeds transmitted, 10 through 35 w.p.m., you will receive a certificate. If your initial qualification is for a speed below 35 w.p.m., you may try later for endorsement stickers.

Code-practice transmissions are made from W1AW each evening at 2130 EST. References to texts used on several of the transmissions are given below. These make it possible to check your copy. To get sending practice, hook up your own key and buzzer and attempt to send in step with W1AW.

Date	Subject of Practice Text from Mar. QST
May 2nd:	<i>Instantaneous Prediction of Radio Transmission Paths</i> , p. 11
May 4th:	<i>Instantaneous Prediction of Radio Transmission Paths</i> , p. 15
May 8th:	<i>Pointers on the Installation of Mobile H.F. Converters</i> , p. 21
May 10th:	<i>Twenty Watts Mobile . . .</i> , p. 22
May 16th:	<i>Getting Ready for 21 Mc.</i> , p. 28
May 18th:	<i>A Power Supply for the Novice Transmitter</i> , p. 32
May 22nd:	<i>QST Visits "Captain Stay-Put,"</i> p. 36
May 24th:	<i>Some Simple Ways of Erecting Temporary and Semi-Permanent Antennas</i> , p. 40
May 28th:	<i>50 Watts Output on Ten and Six</i> , p. 42

A.R.R.L. ACTIVITIES CALENDAR

- May 4th: CP Qualifying Run — W6OWP
- May 14th: CP Qualifying Run — W1AW
- June 6th: CP Qualifying Run — W6OWP
- June 7th, 8th: V.H.F. Contest
- June 19th: CP Qualifying Run — W1AW
- June 21st-22nd: ARRL Field Day
- July 12th: CP Qualifying Run — W6OWP
- July 18th: CP Qualifying Run — W1AW
- July 19th-20th: CD QSO Party (c.w.)
- July 26th-27th: CD QSO Party 'phone
- Aug. 3rd: CP Qualifying Run — W6OWP
- Aug. 18th: CP Qualifying Run — W1AW
- Sept. 5th: CP Qualifying Run — W6OWP
- Sept. 16th: CP Qualifying Run — W1AW
- Sept. 20th-21st: V.H.F. Contest



With the threat of war and the increasing emergency-consciousness on the part of the amateur fraternity in general, many highly organized AREC units are straining at the bit to put their well-trained facilities to work. As a result, we amateurs are getting in on more different kinds of emergencies than ever before, many of them a result of our increasing mobility. In any number of circumstances, mobiles can render a communications service which is needed and which is useful but is not necessarily classed as a "communications emergency." This aids us in figuring more frequently and more prominently in the public press.

Here at Headquarters we are receiving, these days, considerable quantities of clippings describing incidents in which amateurs have participated, some of them in real emergencies, some in minor emergencies, others in mock emergencies and still others simply describing the organizational set-ups and what can be done. Reports of all these, and others, come to us for possible use in this column. Unfortunately, space limitations being what they are, it is not possible to use some of them at all, and others have to be "boiled down" to fit into the space available. We hope you will bear with us if your contribution does not appear a month or so after you sent it in, or even if it does not appear at all. We can make only one promise: That due consideration will be given to all and every contribution which reaches us. And here's a tip: send along a photograph. We would like to have a good photo for this page every month, and if yours is a good one it will put your contribution into a higher "priority" classification.

From mid-December to mid-February, amateurs participated in five known incidents regarding airplane crashes. Let's summarize each one briefly:

Members of the Walla Walla (Wash.) Valley Amateur Radio Club and the Pendleton (Ore.) Amateur Radio Club assisted, on December 20th, in the search for W7QGI of Walla Walla who disappeared in his plane on December 19th. He was accompanied by his young son and daughter. W7PL/7, station of the Pendleton Club, was set up in the hangar of Pendleton Airways, which was designated search headquarters. W7NNP/7 of the WVVARC was installed in Pilot Rock, Ore. Ground parties were dispatched from both places, since the weather prohibited flying. A mobile or a portable accompanied each search party whenever possible. Search operations lasted all day on the 20th and resumed on the 21st, when the wreckage was sighted at about 1000, with no signs of life. The emergency network left the air at 1615 on the 21st after the bodies of the three victims had been brought to Pendleton. Some 37 amateurs from the two clubs and elsewhere in the vicinity assisted in the operation.

The plane that crashed on December 29th near Little Valley, New York, was not located until late in the evening of December 30th. W2ABC and W2GSL in their mobiles attempted in vain to reach the scene of the crash. In the end, communication was supplied with the scene of the crash by portable hand sets provided by the Sheriff's Department, indicating very plainly the utility such units will have in

civil defense. The Sheriff of Cattaraugus County praised the amateurs who took part in this emergency.

After the crash on January 19th, at Sandspit, B. C., VE7UG immediately offered his services, since he was the only amateur in the area. Traffic was handled with Seattle through W7LWX and W7HYB. A tape recorder was used to catch any parts of messages missed. About 75 messages were handled, mostly information and directions in salvage operations.

Union County (New Jersey) amateurs were in action at the scene of the air crash near Elizabeth, New Jersey, on January 22nd. W2EUI/M was at the scene of the crash within 20 minutes after it happened, and was joined by W2CCY/M shortly afterward. Communication was maintained with Red Cross Headquarters. Six additional mobiles participated during the course of the activity, with many other local amateurs standing by to assist whenever possible. Ralph Roe, WN2IBH, chairman of the local Red Cross Communications Committee, gave high official praise to the amateurs who participated.


Two jet planes crashed in midair near Boulder City, Nevada, in February. W7LYV, who observed the crash, jumped into his car, turned on his mobile rig and headed for the scene of the accident. Contact was made with W7NCR and telephone connection was made with Nellis Air Force Base. W7LYV/M to W7NCR to the base was the sole means of communication for some two hours. W7KVP also assisted. The value of the prompt establishment of communication was attested by a letter from the Commanding Officer of the base.

A newspaper clipping sent in by W6DDE tells about an incident in Big Bear City, California, in which a fire was reported by W6HVK who transmitted the information to W6VQU. Big Bear had been cut off from all normal communication by a heavy snowfall. The same snowfall, however, kept firemen from getting to the blaze, and the house burned to the ground. Nice try, fellows.

In early January, VE1DW received a call from VE1PB located on Sable Island off the coast of Nova Scotia, to the effect that his daughter was ill and needed medical assistance. A doctor was brought to VE1DW and diagnosed the case as pneumonia. After prescribing, the child's case improved. VE1LZ assisted in relaying information during part of this exchange.

On the morning of January 16th a call was received from a remote radar station near Edwards Air Force Base, California, that one man was killed and one other severely injured in an attempt to return to the home base to avoid being snowbound. W6VRF/M accompanied the rescue convoy to supply communication with the base. Due to snow and icing conditions the ambulance was unable to reach the scene of the accident, and four hours on foot was required, during which portable hand sets on 3885 kc. were used to maintain communication with W6VRF/M. The operation was further complicated by skip conditions on 3885, which frequency was also used by W6VRF/M, who is EC for the Edwards area.

The February 2nd train wreck in Calera, Alabama, alerted three Alabama emergency nets. Our reports from W4GJW and W4RTI indicate first notification at 2210 on February 2nd. By 2215, W4KVV was clearing the AENP frequency on 75 meters while W4GJW alerted AENB on 3680. By midnight, W4RTI was at the scene of the accident in his mobile, reporting ambulances coming out, road con-



Ham radio gets a big hand in Erie, Pa. The Radio Association of Erie got the local American Legion Post interested in the RAE's "mobile unit" project, resulting in the presentation to officers of RAE of a 21-foot house trailer, at left. Shown receiving title to the trailer are (l. to r.) W3ODF, Pres.; Ronald Barker, Treas.; W3QPP, Secy.; W3PIV, Vep. The RAE features an amateur radio column in both Erie Sunday papers.

QST for

ditions, etc. Shortly thereafter, W4NQG appeared on the scene with his 10-meter mobile, making two circuits available. W4RTI says that the call letter license plates served as rapid identification. This, coupled with deputy sheriff commissions, made passage through police lines easy. Among those participating were W4s AUP DAQ DFE ECI FIE FGT F6W GJW HKE KNW KVY NQK NZZ OLG RHO RTI and SDX.

— * * * —

February was a bad month in the State of Maine. We present herewith paraphrases of reports from SEC WIIGW and EC W1KEZ:

The first indication of trouble was at 0745, February 12th. A wet snow froze on telephone and power lines, causing severe breakage. W1SDW and W1NHT got an antenna up at 1000 to make contact on 3961 kc. Meanwhile, W1MXT dug his antenna out of the snow and made contact at 1115. All this work was done in a blinding snowstorm. At this time W1OIQ in Bangor came on and took traffic from W1MXT and W1NHT. There were telephone connections in the towns but no communications to the outside except by amateur radio.

On return from work, I found my antenna down and finally got on the air again at 1700. At 1730 the Sea Gull Net came on with W1PTL as NCS. From then until 2030 receiving conditions got worse, and it was necessary at one time to relay traffic via W2LBT.

The only real danger occurred the first day when the pumps furnishing water for the Town of East Millinocket failed. I was able to relay the necessary instructions by radio to W1NHT so that eventually they were able to get the water pumps in operation and avert an extremely serious fire hazard.

On February 13th W1NHT and W1MXT came on at 0800 and stayed on most of the day handling traffic between East Millinocket, Millinocket and Bangor. At 1650 I relieved W1NHT and carried on during the evening handling routine traffic.

On February 14th conditions were much improved with one telephone line open. W1SDW monitored the frequency during the day and I took over in the evening. On February 15th I was on from 0730 to 1800 when operation was terminated.

Traffic was handled for the Great Northern Paper Co., Bangor and Aroostook Railroad, U. S. Weather Bureau, local doctors and commercial concerns. Other stations taking part included W1s ALZ AO EBJ LBJ MJR and SCS. — W1KEZ, EC Millinocket, East Millinocket and Lincoln, Maine.

On February 18th we awoke to find a howling northeast blizzard had us in its grip. When the skies cleared we had received between 27 and 30 inches of snow. The County Civil Defense Director asked the AREC to stand by. Phone lines were so crowded that we set up a circuit between Auburn and Livermore Falls to handle e.d. traffic. W1LRG and W1JTS took care of Livermore and Livermore Falls, while W1SEJ, W1LOZ, W1BHR and W1IGW handled the Auburn end. Livermore was in very bad shape and appealed to Auburn for aid. Amateur radio handled the communications into e.d. headquarters and kept them posted on conditions and progress. — W1IGW, SEC Maine

— * * * —

Eleven SEC reports were received for January, representing 56 communities, 1497 Full Members and 399 Associate Members. We can do better than that, gang.

Ohio River Flood

The following is a boil-down of a report by W8BTV of emergency activities during the Ohio River Flood on January 27th, 28th and 29th:

W8BTV was alerted January 27th when the Red Cross reported that Wheeling would be flooded the following day. Opened up on 3770 kc. at 1345. W8GEP and the Princeton gang lined up contacts in Pittsburgh, Washington, D. C., and Cincinnati, where Ohio SEC W8UPB was on the job. W8DFC operated on 3550, the NEN frequency. W8GCZ was on 3650 to get Washington, D. C., while W8YPR and W8DYP combed the 75-meter band for a Charleston station to join the net on 3770, where W8BTV was QRX. W3KSR in Pittsburgh answered W8BTV on 3770, and got in touch with the Pittsburgh Weather Bureau for river forecasts. W8AUJ, on the Monongahela River, furnished flood reports from there to Pittsburgh and Wheeling, where the information was coordinated. W8UPB furnished information from

the River Forecasting Service in Cincinnati. Communication with Charleston was established when W8LII and W8UYR joined the net about 1700. W3AKC lined up K4USA for the Washington contact, and we then had Washington, Charleston, Pittsburgh, Weston (W. Va.) on the Monongahela, Wheeling, and Cincinnati. The net was later joined by W8SFI who had traffic for the Red Cross in Washington. This was routed via W8BTV and K4USA. When skip made impossible contact between W8BTV and K4USA, W8SCA in Lincoln, Iowa, acted as liaison and relayed traffic to K4USA.

On Jan. 28th Red Cross called W8BTV, asking for contact with Washington. The frequency 7100 kc. was used at that time, and finally K4USA was raised with the help of W9JUI. Emergency traffic was handled and later operations were transferred to 3770.

Operations continued Jan. 29th on 3770 kc. with more Red Cross traffic for Washington, which K4USA handled most ably, getting replies whenever possible. W8SFI also had Red Cross traffic for Washington, which was put through K4USA. W8PTJ joined the net at 1215, thus furnishing contact with Huntington.

The West Virginia Net was held as usual Monday night at 1900, with W4NF in Arlington reporting in for Washington traffic. Schedules were maintained with Charleston (W8UYR), and Washington (K4USA, W4NF), until the Red Cross required no further aid. W8UPB and W8PTJ monitored, with other stations reporting in to offer assistance when possible. Ham radio once again proved its value to the community.

W8BTV received the personal thanks of the City Manager of Wheeling, as well as commendation from the Disaster Committee of the Wheeling-Ohio County Chapter of the American Red Cross, who were very profuse in their thanks. Although the amount of third-party traffic was relatively small in this instance, the facilities were available for dissemination of a large volume of such traffic, as well as official information, which was handled between river cities and the Red Cross in Washington/Arlington.

FEBRUARY FMT RESULTS

In the first 1952 ARRL Frequency Measuring Test, open to both ARRL Official Observers and other amateurs, entries were received from 145 participants who reported 484 measurements; 68 entries were submitted by Observers and 77 by non-OO entrants. Each entrant has received an individual report comparing the accuracy of his measurements of the special W1AW FMT transmissions with those made during the test by a professional frequency-measuring laboratory.

The measurements of Warren K. Hamilton, W2FE, averaged out to an accuracy of 0.2 parts per million, making him the leading entrant in the OO group. Lloyd W. Root, W8HB, a consistently good performer and leader in many previous tests, submitted measurements which averaged 0.3 parts per million and again topped all other non-OO entrants. The standings of other leaders in the best are given below. Since the official readings can only be accredited to 0.4 parts per million, the decimal is shown only to establish listing order. In accordance with the announced rules, no entry consisting of a single measurement was considered eligible in the competition.

Observers	Parts/ Million	Non- Observers	Parts/ Million
W2FE	0.2	W8HB	0.3
W9PFK	0.3	W4HER	0.5
W2OUT	0.5	W3PYW	1.4
W1MUN	0.6	W2IWH	3.2
W8PEN	0.7	W9LZP	3.2
W8OTR	0.8	W4QN	3.8
W4JUI	1.5	W4RVO	4.0
W5BDX	3.0	E. S. Read	5.8
VE6HM	3.2	W1AGN	7.4
W2AIQ	5.3	W6NCP	8.7
W2ATE	7.9	W9PBI	8.8
W8GQ	8.6	W5FMO	9.3
W6CK	9.3	W0DHN	10.4
KZ5GD	10.0	W2DZK	11.7
W2ZT	10.6	W0IQY	13.9

The following ratings are based on a single measurement: OOs — W8GZ 0.6, W4WO 0.8, W4FR 3.3, W8EQ/A8EQ 3.3. Non-OOs — W2YBP 0.6, W1RRA 3.3, W2RJL 3.6, W9MDG 3.6, W4RXO 3.9, W8BMO 10.0, W0PNA 10.9.

• All operating amateurs are invited to report to the SCM on the first of each month, covering station activities for the preceding month. Radio Club news is also desired by SCMs for inclusion in these columns. The addresses of all SCMs will be found on page 6.

ATLANTIC DIVISION

EASTERN PENNSYLVANIA — SCM, John H. DuBois, W3BXE — SEC: ISE. RMs: AXA, BIP, E. Pa. Net: 3610 kc. Approximately 300 amateurs, representing a dozen clubs, attended a meeting of the Philadelphia Area Council of Radio Clubs on Feb. 27th at the Cassidy School, 65th and Lansdowne Ave., Philadelphia. Highlights were a talk on TVI by Phil Rand, 1DBM, and an explanation of the FCC's stand regarding amateur interference by Mr. Phelps, the local inspector. Numerous door prizes and also prizes for home-built gear were donated by radio supply houses in the area. TVI committee throughout the section report progress, with QV heading up the Southeastern group. Scranton amateurs are conducting a series of meetings with local appliance sales organizations, but are experiencing difficulties because of fringe area TV signals. The civil defense program is shaping up, with UA covering the system at State level. SM reports 2-meter net active in Lackawanna County. Traffic nets have been very active, this section having placed second high in the country for December. CUL and LQV made BPL this month. More reports from phone stations would be welcomed. OOs report an increasing number of violations. The recent F.M.T. was ruined in many areas by foreign broadcasting. EU has the W3BQ memorial station in operation on 3.5 Mc., running 200 watts. NNV is completing teletype set-up. 3QMP/2 is operating at K2FAV, Sampson AFB, N. Y., running 20 watts to a selenium-powered rig on 3970-kc. phone, and is on the lookout for Philadelphia contacts. DX-chasers report a dearth of "new ones" during February. Yours truly now is eligible for Old Timers' Club. Speaking of old-timers, how about some reports from Novice Class licensees? Traffic: W3CUL 5481, NHI 415, BIP 242, LQV 182, AD 164, QLZ 65, OML 44, ADE 25, QEW 16, PDJ 12, CAU 5, VR 4, BES 2.

MARYLAND-DELAWARE-DISTRICT OF COLUMBIA — SCM, James W. John, W3OMN — Newly-elected officers of the Chesapeake Amateur Radio Club are LZM, pres.; AFAT, vice-pres.; PRJ, secy.; SDB, treas. On Feb. 19th 3BYG, of Glenn L. Martin Co., addressed CARC on "R. F. Bridge Techniques." On Mar. 4th NVL covered "Application of a PI Network to Amateur Transmitter Design." The Baltimore Amateur Radio Communications Society, Inc., has shortened its name to Baltimore Amateur Radio Club, Inc. The program for Feb. 18th included "Conversion of a Command Transmitter for Mobile" and on Mar. 3rd "Class C Amplifiers and Factors Affecting its Operation" was presented. The BARC conducts a code and theory class on Thursdays at 8:00 p.m. Interested SVLW and Novices should contact GBH. On Feb. 23rd AM, of NRL, discussed "Antenna Patterns" at the Washington Radio Club meeting and on Mar. 8th PYW explained "Radio-Teletype." The Rock Creek Amateur Radio Club held an auction on Feb. 22nd. MPD is Net Control for the CSRC Net which meets at 9:00 p.m. every Sunday, 29,008 kc. PZ passed the Extra Class exam. NCS is NCS on Fridays for EAN and liaison for EAN to CAN on Wednesdays. Traffic: W3LZM 334, ECP 123, PZW 85, AKB 80, QZC 78, CVE 75, JZY 60, COK 27, MCD 27, ONB 24, BWT 23, QCB 23, FWP 16, CQK 15, NOE 14, WAG 10, NNX 4, TT 3, LSX 2.


SOUTHERN NEW JERSEY — SCM, Lloyd L. Gainey, W2UCV — Pleased to announce the appointment of K2BG as Section Emergency Coordinator for the northern portion of this section. Herb has been very active in emergency net operation and we are sure this section will benefit greatly by his leadership. A very interesting lecture on quartz crystals was presented by OQN at the February meeting of the SJRA. The attendance at this meeting was well over 75, with many new faces. If the increased attendance continues the club soon will be in the market for a larger meeting hall. ASG has taken over as Net Control of the 10-meter mobile group. With warm weather on the way we can expect activity to increase substantially on this band. SDO has installed his Viking transmitter in a new completely shielded metal cabi-

net and reports TVI eliminated. 80-meter C.D. Net drills are held every Tuesday evening at 7:30 on 3505.5 kc. The Delaware Valley Radio Assn. sponsored its 8th Annual Old Timers Night Round-up and Banquet on April 19th in Trenton. All Novice license holders are reminded of their opportunity to join the various emergency net activities in the section. Traffic: W2RG 189, LTI 147, ASG 23, ZI 10, HAZ 5.

WESTERN NEW YORK — SCM, Edward G. Graf, W2SJV — SEC: UTH. RMs: RUF and COJ. PAM: GSS. NYS: 3615 kc., 7 P.M. NYS: 3595 kc., 8 P.M. NYS: 3980 kc., 6:30 P.M. NYS C.D.: 3509.5 kc., Sun. 9 A.M., Mon., Wed., and Fri., 7:30 P.M. GSS has been appointed PAM for W.N.Y. Your cooperation will be appreciated. Thirty stations checked in for the 5th Anniversary Party of NYS. A QNC from your SCM and Asst. Director started off the Hidden Transmitter Hunt; 42 messages were handled after the party. Prizes were won by ITX, EQD, HUM, and DJF. Many thanks to ISAL, 4ANK, and 8SCW for their part in making the party a success. At a meeting in Lockport, 21 out of 23 hams in the county signed up for c.d. and AREC. The CCARA has been formed in Addison. It is with regret that we report the passing to Silent Keys of ZJ on Feb. 19th. On Feb. 24th a Memorial Service was conducted by Rev. Evans over the amateur radio facilities of YY on the NYS C.D. North Tonawanda and Lockport have purchased ham gear necessary for c.d. to cover their areas. The XYL of GSS obtained the call WN2MSY, EB spoke on s.s.b. DX at the Rochester DX Assn. meeting. The AREC in Rochester used its new emergency truck in a drill held for c.d. The first real test was an urgent message to WN2AKM calling him to the hospital where his XYL had presented him with a YL jr. operator. QHL and GFD now are 10-meter mobile. The Scintilla Magneto Co. donated a 750-watt generator to Sidney AREC. RTD, FTR, PTO, WUF, and EGO passed the Advanced Class exam. UBR lost 20-, 10-, and 2-meter and TV beams in a storm. New officers of the Sidney Radio Club are YE, pres.; CYV, vice-pres. and treas.; UPT, secy. KBT and RAWNY held auctions and WON spoke on v.h.f. receiver design at a KBT meeting. The Niagara Radio Club had a demonstration of Sonar 2-meter gear, Orleans County C.D. Net operates on 29 Mc. Sunday at 9:30 A.M. QNA is back on 2 meters with a 4/4. DEQ returned from a vacation in Florida. TBD is back on the air after a time in the hospital. A new ham in Oneida is Novice GPY. QAA indulges in printing as another hobby. Oswego County c.d. headquarters in Pulaski Court House were wired and tested with emergency power. CKY took a trip to Florida and visited FMH while there. For business reasons PAN was forced to resign as EC for Niagara County and ZOC has been appointed to carry on the c.d. and AREC program, the County having purchased Sonar transmitters and receivers for c.d. use. BTB and ZOL are very active in traffic work. DJF and RUF make BPL. Traffic: (Feb.) W2DJF 522, RUF 468, BTB 390, COJ 327, ZOL 203, NAT 164, GSS 64, WUP 59, SJV 51, ZJ 41, QAA 14, RXW 3, ZHU 3. (Jan.) W2PGT 30, QAA 9.

WESTERN PENNSYLVANIA — SCM, Ernest J. Hlinzky, W3KWL — We take pleasure in welcoming the Bucktail Amateur Radio Club, whose officers are: OGN, pres.; 2FEX/3, vice-pres.; VBL, secy.; RLL, treas.; DNO, sgt. at arms.; RMX, trustee; 2LZY, comm. chief; NML, publicity man. The club publication is called the *Bucktail Hamster*. W. Pa. clubs take notice. Write to VBL, secy., 122 E. 2nd St., Emporium, Pa., if interested in club paper exchanges. NDE, KXP, REB, and LGK paid a visit to the Boye Club of St. Marys. KUN keeps the W. Pa. Net humming when the regular NCS are absent. Up Erie way, KNQ is the lone traffic handler for Erie as far as W. Pa. Net goes. QN sends in his usual fine report on the gang up his way. QPC is building an all-band 300-watt rig. Another new station up Erie way is PJD. LKJ has a TBS-50. The American Legion Post 11 presented the Radio Assn. of Erie with a trailer. We understand the RAE will publish its own club paper. The Western Pennsylvania Radio Club Council, formerly known as PARCC, has been reorganized. We understand MPO has been elected director of the W. Pa. section. The WPRCC held its first official meeting Feb. 29th with 1BDI, Communications Manager of the ARRL, as guest speaker. Included in the group of dignitaries were GEG, Atlantic Division Director; NUG, Route Manager of W. Pa. Traffic Net; and 3UA c.d. director. Your SCM also attended. Among the interested visitors and listeners were NKAL, OMY, MPO, UUG, JSH, KWA, GJY, UHN, BSR, and DGL. The Steel City Radio Club paper tells us that new officers of the WPARCC are LPQ, NRQ, MML, and OD. MTP is "debugging his rig." Congrats to JSH and UUG on winning in their respective sections in the YLRL Party. MPO is teach-

(Continued on page 82)



ON the inside cover of *QST* for April, National made the announcement of a new receiver, the NC-183D.

What's "new" about it? To those familiar with National products, this receiver is just about as "new" as any receiver can be and still retain

its old cabinet.

The dials have been changed to edge lighted lucite for ease of reading. The markings are light on a dark background. The "S" meter scale is of matching colors.

Let's take a look inside this receiver. Probably the things that catch the eye first are the row of I.F. transformers and the miniature tubes. This new receiver uses 5 double tuned 455 kc. I.F. transformers, a brand new crystal filter and two double tuned 1720 kc. I.F. transformers. All of these circuits are permeability tuned for maximum skirt selectivity. The sharp I.F. system which includes 3 stages of amplification makes the signals "pop in" with push-button suddenness. The selectivity of this I.F. system cuts the QRM to a minimum.

Dual conversion is automatically switched in on the 6, 10, 15, 20, and 40 meter bands. The receiver uses dual conversion from 4.3 mc. through the 6 meter band for greatly improved image rejection. The 1st I.F. frequency is 1720 kc.

You switch in the crystal filter and note the 5 evenly spaced selectivity steps and find the sharp position to be only 80 cycles wide at the 6 db point, adequate for separating most c.w. signals.

A look at the tuning condenser reveals that the bi-metallic temperature compensator is missing. It has now been incorporated in the condenser itself. The tuning condenser mountings have also been improved to reduce mechanical vibration effects.

The new miniature tubes give the chassis a clean uncluttered appearance, even though there are 16 of them. New R.F. coils and miniature tubes combine to give the receiver remarkable sensitivity even in the 6 meter band. The second conversion circuit has been carefully engineered to prevent harmonics of the second conversion oscillator from producing "birdies".


Switching to the broadcast band, you confirm that the fine push-pull audio system has been retained, and also that the receiver can double for your entertainment receiver, complete with phono or FM tuner attachment. The accessory socket will still give you power for those *QST* gadgets that you like to build from time to time to keep your "hand" in radio.

Now that you have seen as well as heard this new receiver, you realize that here is truly a modern receiver, built in keeping with the finest traditions of National quality and engineering know how. Here is the receiver you have been waiting for!

HARRY PAUL, W1PMS



PERFECTION OF TAPE MACHINE




Better QSO's and more of them!
Effortless sending without fatigue!
Perfect sending—the stamp of an A-1 operator!
Controllable speeds from 8 to 50 wpm!

These are just some of the reasons why the modern CW station should have an electronic key . . . whether you buy one or build one.

For plus value, take a look at the features of the Eldico Electronic Key, the only commercial electronic bug available.

The Eldico Electronic Bug is a self-completing type of automatic keying device incorporating all the latest improvements in automatic keying known to the art. It features self-completing characters that automatically insure perfectly formed sending; control is provided to give continuous variable speed for any rate of sending from 8 to 50 wpm; there is a separate control for "weight" of characters and ratio of dashes-to-dot length, allowing individual tailoring to your own fist; self-contained with built-in power supply in attractive gray crackle portable case complete with jewel-mounted automatic key mechanism.

At just a little more than the cost of automatic old-fashioned keys you can start using this Eldico Electronic Bug. Performance? Read what one CW man who knows the ropes has to say: "For the amateur who wants to add the finishing touches to his signal, there is nothing that will beat an electronic bug, and believe me distinctive sending made possible by effortless electronic keying makes a difference in results. The good operator always has a definite advantage in making contacts—WB1OP."



Signals of Distinction

ELDICO
OF NEW YORK
 INCORPORATED

Have you heard our "Private Tutor" Novice Course? See your distributor or our ad in QST, November, pages 70-71.

- | | |
|---|---------|
| EE-1, complete kit with instructions | \$24.95 |
| EE-1, wired and tested | \$29.95 |
| EE-2, complete kit including addition of integral keying monitor with speaker | \$29.95 |
| EE-2, wired and tested with keying monitor | \$39.95 |

44-31 DOUGLASTON PARKWAY • DOUGLASTON, L. I., N. Y. • Bayside 9-8686

CW WITH AN ELECTRONIC KEY

ACK RADIO SUPPLY CO.
2205-3rd Ave. No.
Birmingham 3, Ala.

ALLIED RADIO CORP.
833 W. Jackson Blvd.
Chicago 7, Ill.

ALMO RADIO CO.
509 Arch St., Philadelphia 6, Pa.

ARROW ELECTRONICS, INC.
82 Cortlandt St.
New York 7, N. Y.

WALTER ASHE RADIO CO.
1125 Pine St., St. Louis 1, Mo.

GEORGE D. BARBEY CO.
2nd & Penn Sts., Reading, Pa.

CONSOLIDATED RADIO CO.
612 Arch St., Philadelphia 6, Pa.

THE CRAWFORD RADIO
King, Wm. & Hughson
Hamilton, Ontario, Canada

DE MEMBRO RADIO
SUPPLY CO.
90 Broadway, Providence, R. I.

M. N. DUFFY & CO.
2040 Grand River Ave. West
Detroit 26, Mich.

W. H. EDWARDS CO.
94 Broadway, Providence, R. I.

ELECTRONIC WHOLESALERS
2345 Sherman Ave. N.W.
Washington 1, D. C.

EVANS RADIO
P.O. Box 312, Concord, N. H.

FEDERATED PURCHASER, INC.
66 Dey St., New York 7, N. Y.

911 So. Grand Ave.
Los Angeles 15, Calif.

1115 Hamilton St.
Allentown, Pa.

114 Hudson St., Newark, N. J.

925 No. Hampton St., Easton, Pa.

FORT ORANGE RADIO
DISTRIBUTING CO., INC.
904 Broadway, Albany 7, N. Y.

HARRISON RADIO CORP.
225 Greenwich St.
New York 7, N. Y.

172-31 Hillside Ave.
Jamaica 3, N. Y.


HARVEY RADIO CO., INC.
103 W. 43rd St.
New York 18, N. Y.

H & Y OF FITCHBURG, INC.
390 Water St., Fitchburg, Mass.

HATRY OF BRIDGEPORT, INC.
1700 Main St., Bridgeport, Conn.

HATRY OF NEW HAVEN, INC.
77 Broadway, New Haven, Conn.

HATRY OF STAMFORD, INC.
97 Main St., Stamford, Conn.



TR-75-TV TRANSMITTER

ELDICO'S TR-75'S ARE 1 FOR 3 ON THE NOVICE BAND

(Now superseded by the TR-75-TV illustrated above)

In our own "tobacco survey" we discovered that as many as one out of every three transmitters being used by the Novice Hams is an ELDICO TR-75. It is a simple test to run—get on a Novice Band and listen for the good signals—work them and you will probably find the transmitters are TR-75's . . . by working them all, you soon discover that one out of three uses ELDICO. This survey is fun to make . . . get on the Novice Band, call CQWN and give the novice a crack at your call. He likes to work the "old timers" too.

**ALL ELDICO
PRODUCTS AND
PRIVATE TUTOR
COURSE ARE
AVAILABLE AT
THESE DISTRIBUTORS**

HATRY OF WATERBURY, INC.
89 Cherry St., Waterbury, Conn.

HATRY OF HARTFORD, INC.
203 Ann St., Hartford, Conn.

**HATRY & YOUNG OF
SPRINGFIELD, INC.**
169 Spring St., Springfield, Mass.

**HATRY & YOUNG OF NEW
LONDON, INC.**
428 Bank St., New London, Conn.

**HATRY & YOUNG OF
MASS., INC.**
811 Boylston St., Boston 16, Mass.

**HATRY & YOUNG OF
LAWRENCE, INC.**
262 Lowell St., Lawrence, Mass.

HENRY RADIO STORES
211 No. Main St., Butler 1, Mo.

11240 W. Olympic Blvd.
Los Angeles 25, Calif.

HUDSON RADIO
48 W. 48th St.
New York 19, N. Y.

212 Fulton St., New York 7, N. Y.

THE MYTRONIC CO.
121 W. Central Parkway
Cincinnati 2, Ohio

NEWARK ELECTRIC CO.
323 W. Madison St.
Chicago 6, Ill.

OFFENBACH & REIMUS CO.
1564 Market St.
San Francisco 2, Calif.

RADIO AMATEUR CENTER
411 Hillsboro St.
Raleigh, No. Car.

THE RADIO CENTER
62 Craig St. West
Montreal, Canada

**RADIO ELECTRIC SERVICE CO.
OF PENNA., INC.**
701 Arch St., Philadelphia, Pa.

1042 Hamilton St., Allentown, Pa.

916 Northampton St., Easton, Pa.

3rd & Tatnall Sts.
Wilmington, Del.

**RADIO ELECTRIC SERVICE CO.
OF N. J., INC.**
452 N. Albany Ave.
Atlantic, N. J.

513-515 Cooper St.
Camden, N. J.

RADIO EQUIPMENT CO.
821 W. 21st St., Norfolk 10, Va.

RADIO PARTS, INC.
807 Howard Ave.
New Orleans 12, La.

RADIO PARTS CO., INC.
538 W. State St.
Milwaukee 3, Wis.

RADIO PRODUCTS SALES CO.
1237-16th St., Denver, Colo.

RADIO PRODUCTS SALES CO.
1214-1st Ave., Seattle, Wash.

RADIO SHACK CORP.
167 Washington St., Boston, Mass.

**RADIO WIRE
TELEVISION, INC.**
100 Sixth Ave., New York 13, N.Y.
110 Federal St., Boston 10, Mass.
24 Central Ave., Newark 2, N. J.

R. C. & L. F. HALL, INC.
1219 Caroline St.
Houston 2, Texas

SREPCO, INC.
135 E. 2nd St., Dayton 2, Ohio

WESTERN DISTRIBUTORS
227 No. Santa Fe
Salina, Kansas

WORLD RADIO LABS, INC.
744 Broadway
Council Bluffs, Iowa

(Continued from page 78)

ing code to the Boy Scouts. OFO now is radio representative on the Westmoreland County e.d. Down Jeannette way, UVD advises that VNE is leaving the Navy. AER says a new case of TVI was found. The length from the TV antenna to the TV set lead-in was the fundamental length of the 14-Mc. band, thus overloading the TV set front end. WN3SXF claims his 2-meter signals are QRMing his neighbor's hearing aid. MOT says the Du Bois Radio Club has been organized and meets at State College. CJF acts as Net Control on the Penn-Ohio 2-meter Net. Traffic: (Feb.) W3KUN 96, NCD 87. AAX 75, NUG 50, UHN 36, JSH 25, AER 14, KWL 13, KNQ 9, MOT 4, LOD 1. (Jan.) W3JSH 72, NUG 59, AAX 25, AER 9.

CENTRAL DIVISION

ILLINOIS — SCM, H. F. Lund, W9KQI. — Section Nets: IEN, 3940 kc.; ILN, 3515 kc. SEC: QLZ. Asst. SEC: HPG. RM: BUK. PAM: UQT. LIY is QRL, building TV antennas. WN9PLD is planning an m.o.p.a. rig. WN9QLR has a new 75A-1 receiver. MAR is fighting TVI from his T-55 final. PHE returned from the hospital in time for the DX Contest. MUN popped his plate transformer in trying to go to 144 Mc. The New Trier High School Club, sponsored by QFI, has 36 licensed hams. They recently held a very successful joint meeting with the North Suburban Club. JZN spent a couple of weeks in Florida. GXA now has a kw. on 14-Mc. c.w. WYO is back in the 9th District. #TPK now signs the call 9PYT. ECP is building a 144-Mc. mobile rig. KRH uses a BC-459 VFO ahead of his Viking 1. DUA was active in traffic during the Tennessee tornado the latter part of February. IAY has a new electronic keyer under construction. Springfield was well represented at St. Louis Feb. 7th with ten applicants taking examinations. LZS now holds Advanced Class ticket. The Tri-Town Club has organized a c.w. net. It meets every Saturday at 2130 CST on 3525 kc. JMG is NCS. MEI received his Advanced Class license and is new communications manager of DUA. KA has worked 60 countries with 36 watts input and an in-door dipole. Attention A W6: EBX is looking for one of you fellows who can work through the skip, as a West Coast outlet is needed for TXN. CFV has the Bloomington Area 'phone net going swell on 1810 kc. YQP has returned to the air. MMH moved to new QTH. CRD has a miniature version of the "Additive Freq. Meter" per QST; it is small and doesn't get in the way like most of those things do. QOO is a new Novice in Crystal Lake. HFA now is OES and works 144 Mc. after spending the day as engineer of a b.c. station. According to NN the bands sound like they need some more OQ work. Hamfesters Club officers for '52: WOL, pres.; AVH, vice-pres.; EET, treas.; GYO, sec. sec.; FWV, fin. sec.; HOV, committee chairman of the picnic which will be held Aug. 10th. Now is a good time to find out how the political candidates feel toward an amateur call letter license plate for your car. Although they are 100 miles from the nearest TV station the Decatur Club has organized a TVI committee to aid them in their battle with irate TV viewers who blame them for all kinds of TVI. UQT got his son a TV set. It seems that Doc baby-sits once a week with his grandchildren — the TV helps him entertain the youngsters. BEN is using a vertical antenna. Asst. EC certificates require annual endorsement; see your EC right away, he needs your help. Traffic: (Feb.) K9FAE 1034, W9EBX 213, MEM 206, Y1X 160, STL 156, CEE 143, CSW 106, BUK 104, YTV 88, EHS 50, SXZ 38, LXJ 37, KQL 28, AOV 26, RMQ 21, DUA 20, KRH 12, DOR 7, MUN 7, LIN 3. (Jan.) K9FAE 545, W9CEE 80, OR 21, MEI 12, NN 8, KRH 2.

INDIANA — SCM, Clifford C. McGuyer, W9DGA — DLI is on 80-meter c.w. NZZ spends 4 to 5 hours daily handling Arctic traffic. IFR worked KH6UL on 4-Mc. 'phone. RZO works single sideband. RE has new IRO. MAM has a new transmitter and no TVI. YME has new three-band mobile rig. MYI is recovering from a broken leg. VDI is back from the Marines. LXG is back from school. The Michiana Radio Club had 135 amateurs at its annual banquet. New officers are PDF, pres.; BAY, vice-pres.; SIQ, secy.; and FIW, treas. WWT is a new RI. KTX is NCS on the MARS nets. New OPS appointees are ZIB, WBA, FSA, HIW, FYM, and YVS. GUX is on 144 Mc. UNT has rebuilt his SCR-522 for 144 Mc. and has new Yaagi antenna. GNR is back on 14-Mc. c.w. ORZ is new OES appointee. BFW is on 7-Mc. c.w. BKF reports total IPN traffic was 129, with 64 members covering 42 cities. UMS is working 4-Mc. 'phone. TT reports RFN has 53 members, and is building new 150-watt final amplifier. JUJ received 25-w.p.m. CP award. DARA gave an emergency drill for the e.d. officials at Muncie. WBA is a member of the Great Lakes Net. FWH is on 4-Mc. 'phone with clamp-tube modulation. JPF is back on the air after an absence of three years. IZC is a member of the Overseas Net. JUJ reports QIN traffic was 1084. The Fort Wayne Radio Club had 85 persons at its annual banquet, with Alt. Dir. MVZ as the main speaker. PMJ was M.C. BFW worked portable from Florida, and schedules 48MZ on 7 Mc. The Lake County ARC is incorporating. UDD likes cascade preamplifiers for 144 Mc. ARRL Communications Manager Handy, 1BDI, met with the FWRC Feb. 25th. HVT moved to Texas. YUR and MBL are getting their AREC program rolling. HC moved to Kentucky. FJI has TCI, Taxi Cab Interference. New

hams in South Bend are CUP and 4SZL. TARS held a Valentine Party. HQF has 109 countries confirmed. WBA is a photographer for Studebaker at South Bend. MWJ worked 2UYI/5 8000 feet above Texas in a C-46 on 7 Mc. YVS is a locomotive engineer for the B. & O. Railroad. Traffic: (Feb.) W9UJ 2192, TT 449, TG 332, NZZ 320, LZI 198, JTX 137, DHJ 120, IZC 119, HUW 115, BKJ 103, DGA 89, DOK 60, QLW 50, IFR 22, WBA 20, CVN 18, BDP 13, FSA 12, MWM 2. (Jan.) W9YME 12, IFR 1.

WISCONSIN — SCM, Reno W. Goetsch, W9RQM — SEC: OVO. PAM: ESJ. RMs: CBE, IQW, C.W. Net (WIN) 3625 kc., 7 p.m. daily; slow speed at 6:30 p.m. 'Phone Net (BEN) 3950 kc., 6 p.m. daily. Net certificates were issued as follows: (WIN) — (XY), ERW, IBQ, KXK, IFS; (BEN) — FPE, FBV, EDF, IZE, GCT, OOL. LUE has a new 30-watt mobile on 10- and 75-meter 'phone. New faces on WIN are ONV, LFP, FDX, PKB, JHI, NFX, IFX, LSK, LUE, MYU, NLH, and LSF. ERW has turned to traffic-handling and is doing an FB job. JQP added two new ones in KW6AR and VP5BP (Caymanes). KXK is new ORS, and can be found on WIN when not chasing DX. The TV Indians have been off IXA. LSK received Advanced Class ticket. EFR, GJK, JM, LIK, NLH, and OVO are all mobile in Door and Kewaunee Counties, with VVU, VMZ, and NKZ soon to join the mobile ranks. With NUW as control station, WVA Emergency Corps conducted a 5-hour test for the Red Cross, dispatching the 10 mobiles on 85 different missions. NEV, the BARC station, has a 1/2-kw. rig furnished by KBT. The Racine Megacycle Club has an aggressive TVI program with BVG, RM, and LXY on the committee. WN9PWJ is on 80 and 11 meters from St. Lawrence College with a TBS-50D and an SX-71. On 144 Mc.: LEE worked LEF (Ind.) and GPV (Ill.) as new DX. EYN is on with an 829-B. DSP gave a demonstration to the NWRC on 144 Mc. FAN worked 9LF (Ill.) and 8DX (Mich.) for new DX. TQ and DDG continue with 144-Mc. RTTY work. The Dells Region Club has 10 mobile units and its own emergency power unit. The BARC has alternate meetings at Beloit and Janesville. The DRCARC will be hosts at the BEN picnic in August at Sturgeon Bay. IQW reports that the WIN has had a total of 61 different stations reporting this season. LIK is new EC for Door and Kewaunee Counties. Traffic: W9ESJ 549, IQW 179, SFL 114, FSA 102, ERW 98, KXK 84, ANM 62, IFS 57, DR 58, CBE 40, SDK 35, NEV 20, RQM 18, IXA 16, LSK 10, APT 8, CFT 8, SGG 6, OVO 5, OOD 3.

DAKOTA DIVISION

NORTH DAKOTA — SCM, Everett E. Hill, W0VKP — LHS is back with us after two months on active duty with the Army as a maneuver umpire. JVP is back on the air with a swell rig. Fred is Fargo's fire chief and civil defense director. We will miss UNU, now a Silent Key, who was always on and ready for a chat. JNP is on his way overseas. He is a radio repairman for the Army. SWC is the new secretary of the Jamestown Club. Club secretaries and all appointees are urged to submit a monthly activities report for this column. I have to depend on you fellows for most of the information. So send in those reports promptly on the first of each month. According to records, our State is below normal in activities. With a little work on the part of each of us we can be on the top. More hams are urged to originate messages and check into the nets. The new QTH of your SCM is 1527 Fifth Ave. So., Fargo. Traffic: W0LHB 90, EXO 35, KZL 12.

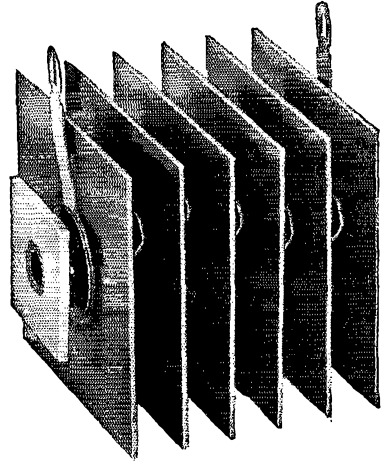
SOUTH DAKOTA — SCM, J. W. Sikorski, W0RRN — RM: OLB. GCP has returned from vacation and taken over as SEC for Eastern South Dakota. Handle AREC activities for that section through him. New Novices in Hot Springs: WN0HOH, HOI, HOJ, and HGZ. VIW, formerly of Hot Springs, now is with Western Union at Grand Island, Nebr. The Sioux Falls Club is conducting a WAS Contest with a 5-watt power limit. BJV and CJS maintain twice-weekly skeets on 50 Mc., with MZJ and TI joining frequently. TI, BJV, and ORE hold a daily round table on 2 meters at 1900 CST, with DID, KQO, and DB signing in. Newly-elected officers of the Howlin' Wind RC, Watertown, are QLK, pres.; DYM, vice-pres.; and Clyde Blizzard, secy.-treas. Ex-IDO now is 7RBU. Please send clippings of any publicity on ham radio to me. Some activities reports still are getting here too late. They must be in by the sixth of each month. UWO has a new Viking in operation, and is moving to Cedar Rapids with a Collins radio. Traffic: (Feb.) W0OLB 114, EHO 74, PHR 37, CSB 25, RRN 19, AEN 7. (Jan.) W0UUL 72.

MINNESOTA — SCM, Charles M. Bove, W8MXC — Asst. SCM, Jean Walter, #KYE. SEC: BOL. RM: RPT. LDI now is in Honolulu with the call KH6AMG. Marv is using 250 watts on 14-Mc. c.w. and 'phone. If you hear him, give him a call. Here is good news. We are going to have a Mid-American Convention in Minneapolis at the Nicollet Hotel on September 5-6-7. TE is chairman, RTE is secretary, and DBC is treas. DQL now has a new Lysco 600S on c.w. ANY now is stationed in Japan and on the air at JA7HJ, EN, and TB. HNS is mobile on 75-meter 'phone. ATD is going high power on 144 Mc. GGQ has a new IRO receiver. UCV now is Extra Class. CXX is vacationing in Phoenix, Ariz. ANU is back on the air on 75 meters after

(Continued on page 84)

MALLORY HAM BULLETIN

It Will Pay You To Try MALLORY Selenium Rectifiers



It is believed that only a comparatively few amateurs have taken full advantage of the economy, efficiency, convenience, and reliability Selenium Rectifiers can offer when employed in amateur transmitters, receivers, and test equipment.

Yet, very definite economies can be effected in certain amateur power supply circuits when conventional vacuum tube rectifiers are replaced with inexpensive Mallory Dry Disc Selenium Rectifiers. Selenium Rectifiers require no filament voltage, thus the power transformer may be eliminated entirely in many cases, or reduced in size substantially, in others. In addition, no rectifier tube socket is needed, and interconnecting wiring is reduced to an irreducible minimum.

Circuit efficiency can be improved considerably, too. The voltage drop across a Selenium Rectifier stack averages only about 5 volts as compared to 15 to 30 volts in tube rectifiers. Rectifying action is practically instantaneous in a Selenium Rectifier, since no filament "warm-up" period is necessary. As a result, a Selenium Rectifier is ideal for bias supply rectification where important bias voltages must be made available prior to application of anode potentials.

Mallory Selenium Rectifiers are convenient for the amateur to install. No socket-hole punch or other special tool is needed. A single clearance hole for a No. 8 machine screw or stud is all that is required to mount the rectifier in practically any position above or below a chassis.

The name Mallory on a Selenium Rectifier is your assurance of unconditional reliability, for the average life of a Mallory Selenium Rectifier is equal to or better than almost any other component in your equipment. Tested at an elevated stack temperature of 100° C. (15° C. above recommended operation), Mallory Selenium Rectifiers had an average life expectancy of more than 7000 hours with less than 4% loss of efficiency.

NOTE: This amazing record was compiled with standard Mallory 85° C. FP and TC Electrolytic Capacitors in the input of the load test circuit. Since the average life of any Selenium Rectifier depends greatly on the quality of the electrolytic capacitor used with it, extreme care should be exercised in selecting a capacitor for this important job. Standard Mallory FP or TC Electrolytic Capacitors, obtainable from your Mallory Distributor, will assure you of the kind of operation you want when using Selenium Rectifiers in your own equipment.

Your Mallory Distributor can supply you with 11 values of Mallory Selenium Rectifiers ranging from 35 to 450 milliamperes and operating at an RMS voltage of 130.

See him today, for that unbeatable combination of Mallory Selenium Rectifiers and Mallory FP or TC Electrolytics, as well as for all those other fine Mallory parts, including resistors, ham band switches, controls, rheostats, potentiometers, pads, tubular capacitors, transmitting capacitors, vibrators, and vibrator power supplies—practically everything you need to keep your equipment in good operating condition.

P. R. MALLORY & CO., Inc.
INDIANAPOLIS 6 INDIANA

P. R. MALLORY & CO., Inc.
MALLORY

(Continued from page 82)

being gone about a year. Fran also has a new Viking transmitter. NJQ, from Brookings, was a visitor in the Twin Cities and worked a lot of the boys from his mobile rig. WN0HQB, HFU, and HPX, with W0HTX and HFY are new hams. BRA now is Official Observer. The St. Paul Radio Club, Inc., has purchased a 3-kw. gas-powered generator for emergency and Field Day work. PDN, HKF, and SMT now have auto-calls with their receivers set to 29,640 kc. The call 1-2-3-4 will set them off. Net Control Station UCV had a high of 35 members checking into the noon net on 75 meters. ZDU has installed a 10-meter rig in his car and now is mobile. GYH is building a modulator for the Minneapolis Radio Club's kw. It won't be long before it will be on 3960 kc, checking into the MSN. We would like to see everyone join the Emergency Corps. Do it now! Write your SEC, Bob Prehm, BOL, at 1130 Delaware, St. Paul, Minn., for application blanks. Traffic: W0ITQ 459, KFF 220, HEO 124, UCV 112, AA 67, KNR 38, GYH 30, MXC 29, CWB 28, DQL 28, BRA 18, GGQ 17, TJA 16, BUO 15, TKX 15, FTJ 8, ATD 5. K0WAW 4.

DELTA DIVISION

ARKANSAS — SCM, Dr. John L. Stockton, W5DRW — The University of Arkansas and John Brown University have both reformed their amateur radio clubs. Good luck to both. TJH is on 3.5 and 7 Mc. with BC-457. QIP is on 75-meter 'phone. UEB is building a new rig with a pair of 807s. ANR has been QRL between the job and the MARS C.W. Net. EA reports 100 per cent attendance on MARS for two months. DRW has a new radio room and new 40-meter vertical ground-plane antenna. Traffic: W5RWJ 61, EA 30, UEB 1.

MISSISSIPPI — SCM, Norman B. Feehan, W5JHS — LPL, new SEC, reports a simulated emergency test was held in the Jackson Area in January, with 7 mobile and 3 fixed stations participating and supervised by EC FFF. The total Jackson membership consists of 12 full, 2 supporting, and 10 mobile members. New ECs are ZD, LBY, QKX, and RLP. New Asst. EC is WN5THC. The Keesler Club elected the following new officers: PNM, pres.; 1RLA/5, vice-pres.; TBI, secy.; TUO, treas.; KL7AEG/5, act. mgr. K5FBB is on 144 Mc. and checks the band each evening after the Hurricane Net, which meets at 6:15 p.m. SCE has Collins 32V and works 10-, 20-, and 75-meter 'phone. SNR, NYV, 4U2B/5, and JHS attended the hamfest and fish fry at Ft. Walton, Fla. RIM and JHS have a sked on 3935 kc. daily at noon. All traffic is welcome. 90SO/5 and 50KO/5 are operating in Columbus now. Traffic: W5RIM 154, WZ 152, JHS 139, KYC 53, LPL 12.

TENNESSEE — SCM, D. G. Stewart, W4AFI — Tennessee amateurs came through again with excellent emergency service during the recent tornado that struck Fayetteville. Complete account and recognition of those participating will appear in AREC News. IKG is due a round of thanks for his efforts in obtaining our embossed call-letter license plates. Do not forget to send him a dime to cover the cost. AEE set up two fixed frequency receivers on 29.6 Mc. for monitoring Davidson County Ten-Meter Net. PFP is owner of a new Elmac 54 for mobile operation. AGC made BPL again and reports interest and traffic picking up on the C.W. Net. This Net now meets Monday through Saturday at 1900 CST on 3635 kc. FHP is back in the swing. APC reported a nice total and is NCS for CAN. PIP now is NCS for Tennessee on TCPN, furnishing an excellent outlet for both Stateside and overseas traffic. MRU has a new YL jr. operator. BAQ, BOR, DYY, GQQ, HHK, IBG, IY, KGQ, LVG, LVJ, LVW, ORP, PKI, PKZ, ROS, SBE, STI, 58KG, and Novices UDI and UDQ furnished communication for the recent "Mothers March Polio Drive" in the Memphis Area. Traffic: (Feb.) W4AGC 635, APC 374, PFP 149, IIB 70, AEE 26, SZI 25, RMJ 18, RHO 13, FHP 10, FLW 5, PMR 5. (Jan.) W4AGC 203, SZI 4.

GREAT LAKES DIVISION

KENTUCKY — SCM, I. W. Lyle, jr., W4KKG — The House and Senate both passed the amateur license plate bill unanimously. We hope by the time you read this the Governor has signed the bill and you are about to receive your plates! Kentucky amateurs owe some great big thanks to TFK, TUT, and others who helped on this bill. New PAM is NBY. MRF soon will be on with new 500-watt rig. VP is working everything he hears with 35 watts a.s.b. RPZ now has two operators, TRY and 3PWII. BNW has a nice signal on KYB with 25 watts. SZL is working on new all-band rig. BAZ is building a super-duper for MARS and CAP work. MGT again hits a high with a big traffic total. MWX, Kentucky RM, is QRL work but runs up a nice total. KZF did very well in the 'phone section of the DX Contest. QDI, a YL, soon will be an XYL! RRN, also a YL, now is Class A and will be on the 75-meter YL Net. NUQ is back from a month's rest in Florida and reports that JQV is just back from Hawaii. JXF is doing an FB job as ARTS prexy. The Ky. QSO Party was lots of fun for the sixty stations participating. KMX has recovered from chicken pox! The Louisville 2-meter gang is looking for QSOs every Sunday at 2 and 7 p.m. CST. FU is a new ORS and works in the Overseas Net. WBG, at Fort Knox, says things are



humming there and they are about ready to start 2-meter operation also. Traffic: W4MGT 407, WBG 148, MWX 105, RAZ 79, KKG 63, PRT 36, RPZ 14, VP 14, BXU 12, CDA 8, KZF 2.

MICHIGAN — SCM, Norman C. MacPhail, W8DLZ — Asst. SCM, (c.w.) J. R. Beljan, 8SCW, Asst. SCM ('phone): R. B. Cooper, 8AQA, SEC: GJH, RMs: ELW, UKV, YKC, PAM: UTH. New appointments: OPS to GJB, EC (Livingston County) to SVM, EC (Presque Isle County) to PVB. Officers of the new Calumet High Radio Club are FWG, pres.; 1QA, vice-pres.; IRB, secy.-treas. The Grand Rapids gang scored another Michigan "first" with a Faye-Emerson-type telecast of the emergency net in operation. KBI, IV, YDJ, BJD, EXO, VV, and GEH performed the honors and did the work. The show was telecast over WOOD/TV and a more professional job hasn't been seen around these parts in a month of blue Tuesdays. The Muskegon Radio Club is conducting a series of code and theory classes every Tuesday night with EKV, MRL, NWU, and WAK acting as instructors. More than 20 prospective amateurs are attending. Ed Handy won a year's subscription to *CQ Magazine* at the Grand Rapids Mid-winter Hamfest. It was NOT a frameup! A total of 372 attended to hear Ed's general discussion of the future of amateur radio. The officers of the GRARA are due a hearty pat on their respective backs for an outstanding job. EGL is running 10 watts on 75- and 20-meter 'phone with good success. FX is starting work on some Field Day rigs for the Detroit Club. TIC is rebuilding (again) his new mobile rig. SPF is home from a 2-week cruise, courtesy of the USN in Florida. BVY reports the Midland gang is conducting a series of TVI tests in conjunction with newspapers. This is the kind of cooperation we all strive for. DAW has a daily sked with Japan — and has had for THREE YEARS! EOS has a new 8-lb jr. operator — a boy! Traffic: (Feb.) W8RJC 560, ZGT 560, URM 473, SCW 210, QBO 166, ZLK 130, JYJ 119, DAP 86, ILP 70, IV 62, NZZ 53, IKX 50, COW 46, ZWM 46, DLZ 45, WXO 34, TQP 29, QIX 28, AQA 25, WVL 22, LR 20, CYX 19, EGI 18, DOI 17, QPO 14, KBI 12, FX 11, ENX 10, GJH 10, SWF 8, DWB 7, GJB 7, HSE 7, LLD 6, TZD 6, EEF 5, DQL 4, TIC 2. (Jan.) W8DAW 635, RTN 89, IKX 67, NOH 62, DOI 36, YWF 36, SPF 23, EOS 21, DWB 19, UGD 12, CYX 8, ENX 7, IHN 7, ZDF 7, LLD 5, FFG 4, NQ 4, MGQ 2, YMO 1. (Dec.) W8ZWM 32, DQL 14.

OHIO — SCM, John E. Siringer, W8AJW — Asst. SCMs: C. D. Hall, 8PUN, and J. Erickson, 8DAE, SEC: UPB, PAM: PUN, RMs: DAE and PMJ. New appointments are: CSU, CZR, ID, and UWA as EC; YGR as ORS; DAD as OO Class IV. ARO is back on the BPL list. Our SEC sent in the following: "A statewide coordinated plan for the Disaster Communications Service is being drafted, to include State Highway Patrol, police, amateurs and other services. As soon as the plan has been approved by FCC, notice will be given in this column, so any interested persons may take due notice and make application for special licenses." BYT and PS made Advanced Class. MVARC had a station set up in conjunction with the Alert America Convoy. GAV is NCS of 1st AF MARS Net, Fridays on 3307.5 kc. W8JAN is new operator at Van Buren. Our condolences to DAE, who recently lost his mother. We regret to report the loss of Jerry Trousil, BAC, who passed away on March 5th. YGR was gunning for the gals in the YL/OM Contest. PMJ now is active on 144 Mc. ET, licensed in 1915, has applied for Extra Class license. Emery Lee, FCC Divisional Engineer, visited the headquarters station of the CCAREC on Feb. 18th during the county-wide test. LYD, EC, reports that more than 100 stations participated. On Feb. 19th Mr. Lee addressed the CCAREC, his subject being, you guessed it, TVI. On March 23rd, Phil Rand, 1DBM, appeared in Cleveland at the WHK Auditorium; subject — TVI! HOM received his General Class ticket. Case Tech's club station, URD, is back on the air. Speakers at the Dayton Hamvention held March 22nd were 1DBM, SLK, 8IOP, IDX, 8HB, and ex-D4BER. On Feb. 26th the Lima Area group entertained 1BDI, 8UPB, and your SCM. They are a very active and hospitable group. On the 27th Mr. Handy, 1BDI, addressed the Mansfield group and spoke the following night in Canton. *Toledo Shark Gossip* tells us that SMN is a pappy for the second time; OXK and BN have new 75A-2 receivers; COC, RQI, and YKF have been removed from the mothballs; and that raisin cupcakes can be made in about 47 minutes. According to the *Dayton RF Carrier*, their technical committee is composed of HB, ORI, ACE, and ENH; and that during the Polio Porch Parade their mobiles had gendarmes as passengers and drove about the hamlet to see that the female collectors were not molested. Springfield's Q-5 states that Dr. Paul Rothmund of Antioch College and OSU was a speaker at a recent meeting; and that CSA won the first quarter of the club contest. Columbus' *Carascope* informs us that FVY has a new Viking transmitter; HHM is taking a crack at 420 Mc.; and that the Tuesday drills on 29,640 kc. are well attended. Congratulations to the gang in getting those reports in on time. Traffic: (Feb.) W8FYO 359, ARO 308, DAE 157, DMJ 77, AL 53, IZQ 42, WE 36, QIE 30, ZAU 28, RN 27, YCP 27, YGR 24, GZ 22, PMJ 21, EQN 20, BEW 19, AJW 17, DZO 3, FJX 3, DXO 3, AQ 2, ET 2, LBH 2, BUM 1. (Jan.) W8GAV 10.

(Continued on page 86)

flyweight or heavyweight



CHICAGO



builds the world's toughest transformers

A Complete Range for Every Need: From "flyweight" High Q Chokes to "heavyweight" Modulation bruisers, CHICAGO "Sealed-in-Steel" transformers are *really rugged*. Talk about "torture"—these units can "take it," and deliver complete dependability and continuous service under the

most adverse conditions. Your electronic parts distributor can supply the *complete* range of CHICAGO *New Equipment* units for every modern circuit requirement: Power, Bias, Filament, Filter, Audio, MIL-T-27, Stepdown, etc.—all in exclusive "Sealed-in-Steel" construction.

There's Nothing Tougher than the "Sealed-in-Steel" New Equipment Line

CHICAGO's one-piece drawn-steel cases are the strongest, toughest, best-looking transformer construction available. The one-piece seamless design (in a choice of 3 mountings) enclosing an electronically perfect unit, provides the best possible electrostatic and magnetic shielding, with *complete* protection against adverse atmospheric conditions. Whether your transformers must pass the most rigid MIL-T-27 specs, or are intended simply for average applications—*play safe*—choose CHICAGO "Sealed-in-Steel" transformers.



AVAILABLE IN 3 VERSATILE CONSTRUCTIONS

H-TYPE

Hermetic sealing meets all MIL-T-27 specs. Steel base cover is deep-seal soldered into case. Terminals hermetically sealed. Ceramic bushings. Stud-mounted unit.

S-TYPE

Steel base cover fitted with phenolic terminal board and pressed into base. Convenient numbered solder lug terminals. Flange-mounted unit.

C-TYPE

With 10" color-coded leads brought out through fibre cord base cover. Lead ends are stripped and tinned for easy soldering. Flange-mounted unit.

"New Equipment" Catalog—You'll want the full details on CHICAGO's *New Equipment Line*—covering the full range of "Sealed-in-Steel" transformers. Write for your Free copy of this important catalog today, or get it from your electronic parts distributor.

FREE



CHICAGO TRANSFORMER

DIVISION OF ESSEX WIRE CORPORATION


3501 ADDISON STREET • CHICAGO 18, ILLINOIS



TRADE MARK REG.

A Modest Investment In A
Reliable, Basic, Test Instrument
**Will Help You
GET ON THE AIR
AND
STAY ON THE AIR**

PRECISION
Series 40
Compact Wide-Range
Circuit Tester



SELF-
CONTAINED
TO

**6000 V.
600 MA
5 Megs.
+70 DB**

With
full size
3" Meter

Complete with bat-
teries and test leads.

Net Price \$2625

LC-2 Custom leather
carrying case

Net Price \$575

In custom molded carrying case. Series 40 is ideally dimensioned and engineered as a portable, compact test set to withstand the hard usage of amateur radio, servicing, production test, etc.

Series 40 offers features and components as incorporated in "Precision's" larger test sets, including: Rotary Selection = 1% shunts and multipliers = heavy duty insulated pin jacks = large numeralled, easy reading meter.

SPECIFICATIONS

- ★ 6 A.C.-D.C. & Output Voltage Ranges:
all at 1000 ohms per volt.
0-3-12-60-300-1200-6000 volts.
- ★ 4 D.C. Current Ranges: 0-.6-6-60-600 MA.
- ★ 3 Resistance Ranges: self-contained batteries.
0-50000-500,000 ohms and 0-5 megohms.
- ★ 6 Decibel Ranges from -22 to +70 DB.
- ★ 1% Wirewound & Metallized Resistors.
- ★ Only 2 Pin Jacks serve all standard functions.
- ★ Recessed 6000 volt safety jack.
- ★ Anodized, etched aluminum panel:
resistant to moisture and wear.

See this fine "Precision" Test Set at all leading
radio parts and ham equipment distributors.

Write for latest Precision catalog describing quality
Electronic Test Instruments for all phases of
modern radio-electronics—A.M., F.M., and T.V.

Precision Apparatus Co., Inc.

92-27 Horace Harding Blvd., Elmhurst 13, N. Y.

Export: 458 B'way, N. Y. City, U.S.A. Cables: MORHANEX
In Canada: Atlas Radio Corp. Ltd., Toronto, Ontario

(Continued from page 84)

HUDSON DIVISION


EASTERN NEW YORK—SCM, Stephen J. Neeson, W2LJ—RMs: TYC, KBT, PAAIs: IJG, JQI, NIV, TYC, our very active RM, reports that the 5th anniversary party of NYS was a big success. E.N.Y. charter members present were EQD, ITX, and LRW. Twenty regular members were QNI, and a hidden station hunt was conducted. EQD and ITX tied for first prize. HUM received the second, and DJF, of W.N.Y., won the third prize. Hidden stations were ISAL, JANK, and 8SCW. Special net certificates were issued to all concerned, along with our best wishes. NYS meets on 3615 kc. at 7 p.m. daily. NYSS on 3625 kc. at 8 p.m. daily. PHO broke his consecutive run of QNts into DON at 200; QRL from now on will be irregular. FVP is the new announcer at WHUC. FQL, EC for Greene County, has a new gas-powered generator plus two mobiles operating on 144 Mc. New Novice is KYF; Marie is the XYL of CYW. APF was honored with a life membership in AARA. This was the second such award since the Club's existence. Plans for a Section Novice Net are under way. For information, please contact the SCM now. FW wants more activity on 160 meters, especially in the Tri-City Area. The lack of station activity reports is very discouraging. Let us make this column more interesting. I solicit your cooperation. Trafficers attention: Much traffic is handled but little is reported and our total is the lowest in the division. If all traffic was reported, this section would be on top. Let's all pitch in, and don't forget your report must reach me by the fifth of the month. Endorsements: VH, CTM, NOY, CYW, LDS, OZH, and ILL as EC; IJG as PAM; GTC as ORS. Traffic: (Feb.) W2TYC 197, EFU 53, PHO 47, ILL 38, GTC 24, VP 20, FQL 2. (Jan.) W2PHO 179, LRW 145.

NEW YORK CITY AND LONG ISLAND—SCM, George V. Cooke, jr., W2OBU—Asst. SCM: 2TUK. SEC: SYW. RM: TUK. PAM: YBT. The Long Island section of the YLRL dinner was a huge success with 1QON and IOLP as guests. About 70 hams attended and sure enjoyed a fine dinner and enlivened talks on the female side of our hobby. Officers were installed for the year and many plans were formulated. New officers of the Staten Island Radio Club are VKP, chairman; GGG, treas.; EDR, rec. secy. Officers were installed at the annual steak dinner supervised by PFL. In the N.Y.C.-L.I. 75-Meter Phone Net, YBT as PAM, QOW, EIJ, and CLG have upped power and the Net now is holding its own after a trying time with QRM. The Net now boasts of 20 to 25 members reporting in at 1000 Sundays on 3910 kc. and plans are being made to create close cooperation with W.N.Y. and E.N.Y. section nets and to participate in a state-wide emergency set-up. WN2LWJ, formerly operating at Kodiak, Alaska, now is stationed at Coast Guard radio station at East Moriches and went mobile to work into the Suffolk County AREC Net. The Nassau Radio Club is in a dither. Its star e.w. man on 80 meters, TUK, also RM for the NLI Traffic Net, is forsaking the role of bachelor the week end before Field Day and the Club members wonder whether they can snare first place without the services of Harry. LPJ hit 100 per cent attendance in the NLI Net and sparked many nights as NCS. The Net handled 230 messages during the month and seeks more stations in the eastern part of the section. JDN enjoyed a fine Florida vacation, and GCE contemplates a trip to South America. Both are members of the Mid-Island Club. STG is the newest member of the MIRC and the Club is planning a bang-up Field Day and promises lots of competition to the Nassau and Lake Success Clubs. A Novice net has been formed in Brooklyn, with EZJ as NCS, and meets Sundays at 0930 on 3745 kc. for all Brooklyn hams desiring aid. EEY has been an OO for eight months and now has received OBS appointment. Our ex-SCM, KDC, in addition to holding an OPS appointment, has been appointed Official Observer, Classes III and IV. DIC has been appointed OES and reports the TWI Organization of N.Y. will accept requests by mail for his bulletin on high- and low-pass filters which will be distributed free. Write or contact DIC and aid in the program to get the boys back on the air. JZX is conducting code instructions at 1100 to 1130 Mondays, Tuesdays, and Thursdays on 3805 kc. and announces W1AW bulletins at that time. PF has returned from a visit to W6-Land where he visited many hams. His son now is IVA. General Class. OJX received 35-w.p.m. CP certificate on initial trial and asks that an outlet for the DON Net be secured in 2RN/NYS/NLI Areas. Volunteers, step forward and contact the SCM in your section. RWQ applied for Extra Class license under the "grandpappy" clause. Tuesdays at 2030 is the time to meet PAA, PTC, CEP, and GNB on 420 Mc. and get in on a good round table. Much has been done on 420 Mc. and activity is stirring. Get in on the fun. LGG says he is doing much better with 12 watts a.m. on 10 meters than with 28 watts f.m. How come? The Westchester Amateur Radio Assn. furnished communications for the Sports Car Hill-climb near Mahopac. Those taking part were mobiles FAR and JAM and portables NUE, JPX, and DRH. 2, 6, and

(Continued on page 88)

Plus performance from **JOHNSON**

POPULAR HAM GEAR



JOHNSON VIKING 1 Transmitter Kit


Conservatively rated at 100 watts AM phone output, 115 watts CW. Features band-switching, crystal control or optional VFO input, pi-network output tuning, complete coverage of all amateur bands from 160 thru 10 meters.

Clear, complete, easy-to-follow instructions make assembly easy — assure perfect performance. No holes to drill, every part is furnished including cabinet, wiring harness, hardware, etc. Tube line up: 6AU6 xtal osc., 6AQ5 buffer/doubler, 4D32 amp., 6AU6 voltage amp., 6AU6 driver, 807 pp modulators, 5R4 HV rect., 5Z4 LV rect., 6AL5 bias rect. Write for literature. JOHNSON VIKING 1 Transmitter Kit complete, less tubes, crystals, key, mike.

Amateur Net **\$209.50**

VIKING VFO KIT

Designed for simple plug-in connection to VIKING 1, readily adapted to other transmitters. Output on 160 and 40 meters. Features accurate calibration for all bands — 160 thru 10, high stability, clean keying, voltage regulation, temperature compensated. In easy-to-build kit form. Complete, less tubes.



Amateur Net **\$42.75**

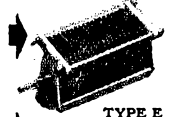
JOHNSON VARIABLE CAPACITORS

Highest stability of the tuned circuit is assured by the use of JOHNSON Variable Capacitors. Steatite insulation and sturdy construction make these representative types especially well suited for amateur applications.


TYPE C & D. Unusually economical for quality condensers. .051" thick rounded aluminum plates. Large laminated rotor brushes. Air gap .080" to .250" (Type D) and .125" to .500" (Type C). Type D panel space, 4 1/4" W x 4" H; Type C, 5 1/2" W x 5 3/4" H.

TYPE E & F. Rugged, compact units for low and medium power rigs. Aluminum plates .032" thick, rounded edges. Stainless steel shafts. Air gap from .045" to .125" (Type E) and .045" or .075" (Type F). Panel space, Type E, 2 3/8" square; Type F, 2-1/16" square.

TYPE L. Ideal for mobile applications! Ceramic soldered — no eyelets or rivets to loosen. All brass, soldered construction. "Bright alloy" plated. Silver plated beryllium copper contact spring. Panel space only 1 3/8" sq. Air gap .030", .020", .060" and .080". Butterfly, single and differential types.



TYPE E



TYPE F




TYPE L SINGLE



TYPE L BUTTERFLY


JOHNSON INDUCTORS for the Amateur

JOHNSON provides a series of outstanding air-wound inductors for any application from 150 to 1000 watts. They include many superior features such as: heavier wire sizes, choice of L/C ratios, steatite jack and plug bars, polystyrene coil supports and spacers. JOHNSON Plug-in Links, of same sturdy construction, provide perfect match to line. Inductors and Links fit same mountings as similar makes.




FARADAY SHIELD

Reduce TVI caused by capacitive coupling! For JOHNSON Plug-in links or others including non-plug-in types. Screen is metallic plating on polystyrene. Made in two sizes, 150/500 watt and 1000 watt.



ROTARY INDUCTOR

For low or medium power transmitters. Provides continuous tuning, 80 through 10 meter bands with high Q throughout range. Max. inductance 10 mhy. Steatite coil form. Positive rolling contact.



Good Sending is Easy
with JOHNSON SPEED KEYS!
Smooth, balanced action, sturdy construction, characterize these popular JOHNSON Keys — favorites of CW ops everywhere!

114-501 Heavy chrome finish steel base. Wide range speed adjustments. Light or heavy dots. 1/4" coin silver contacts. Circuit closing switch.
Amateur Net \$15.00



114-501

114-510 Fully adjustable speed and action. Die cast base in black wrinkle finish. Vibrator and hardware chrome plated. 1/2" coin silver contacts. A quality key at low price!
Amateur Net \$8.10



114-510

114-310 Manual key. Sturdy die cast base with black wrinkle finish. 1/2" coin silver contacts. Fully adjustable action and tension.
Amateur Net \$1.95




114-310



E. F. JOHNSON COMPANY WASECA, MINNESOTA

Want to go MOBILE



**GET
YOURSELF
A**

Harvey-WELLS

BANDMASTER

40 TO 50 WATTS

THE WORLD'S MOST VERSATILE X'MTR FOR MOBILE OR FIXED OPERATION, NOVICE OR EXPERT BANDMASTER SENIOR . . .

A complete ready-to-go phone transmitter including new crystal-oscillator — vfo switching circuit — Phone or CW — 100% break-in operation — Eight bands: 80, 40, 20, 15, 11, 10, 6 and 2 meters — No plug-in coils — completely wired and tested. Tubes: 6AQ5 Crystal Osc., 6AQ5 Buffer Mult., 807 Final, **\$111.50**
2-6L6 class B Modulators. Sturdy Steel Cabinet 12" x 8" x 8".

BANDMASTER DELUXE . . .

The last word in a versatile small transmitter for amateur, civilian defense and commercial use. Has built-in three tube preamplifier for use with crystal mike PLUS all the features of the Bandmaster Sr. **\$137.50**

Your Bandmaster is protected by a continuing Technical Service. It provides methods of adding new features as they are developed. No Bandmaster becomes obsolete or outmoded.

SEND NOW FOR LATEST CATALOG

Harvey-WELLS ELECTRONICS, INC.
SOUTHBRIDGE, MASSACHUSETTS
Export Dept. 13 East 40th Street, New York
Canadian Distributor: Canadian Marconi Co.
861 Bay St., Toronto, Ontario

10 meters were used. Traffic: W2VNJ 585, BO 366, OBU 365, LPJ 244, OJX 133, EC 132, GP 108, DZK 71, MQB 50, JZX 42, TUK 28, ZKJ 24, LRI 20, PF 18, BQP 17, WN2KFV 17, W2QOW 9, YBT 9, BQM 4, IVX 4, DXN 3, EBY 2.

NORTHERN NEW JERSEY — SCM, Thomas J. Ryan, jr., W2NKD — IHF and TPJ are new OO appointees. JKH's XYL presented him with a jr. operator. KON, engineer at Bendix-Teterboro, is the latest WN to be reported. OUS reports the Monmouth County Emergency Net meets on Monday at 2100 on 147.15 Mc., covering from the Amboys to Manasquan. ENM is Net Manager. Hudson County is forming a radio club under the chairmanship of KPC, assisted by LSH, FVD, and NUI. LRO, ex-3QMA, now in Metuchen, is on 3.5-, 7-, and 14-Mc. c.w. GUZ joined the Raritan Valley RC. UK will head the Club's Field Day activities. New members of NNJRA, which meets in Englewood Red Cross the 2nd and 4th Mondays, are AGA, EJW, ND, JEK, and WN2IVE. UOU resigned as president because of a serious heart illness and JUC is new president. K2CR resigned as vice-president because of his XYL's illness and KBH took over the office. The station call LUL was issued to ESW for c.w. work in Hawthorne, and LOR to ZBY for the same work in Hackensack. Area 1 (Bergen and Passaic Counties) 28-Mc. C.D. Net now has 126 members; average attendance each Wednesday on 29.510 Mc. is 60 stations. Ex-2YOB now is 1UXY in Longmeadow, Mass. Ex-2BFP now is ØDLR in Ames, Iowa. DXU was discharged by the Marine Corps and is pounding brass on 7 Mc. DJT is using new ground-plane on 14 Mc. Teaneck c.d. station is JJS, recently assigned. NIY, LPL, GLB, AHC, and LQB are all in the same office of A.T.&T. in New York City. FGA reports the following stations active in c.d. work in Orange: YQ, JBN, TZG, YWJ, and PFE. All drill on 28 Mc. at 1030 Sundays with headquarters in the basement of the Orange Fire Dept. ZXM, Capt. Kurt Carlsen, spoke to the Monmouth County 2-Meter Net from the QTH of OUS. He was given honorary membership in the Garden State ARA. At the same meeting ZK addressed the group on the subject, "The Radio Amateur in Case of an Atomic Attack." More than 100 attended the NLOM Party given by the GSARA. Livingston ARA completed its converter project. The Somerset Hills Club now meets at ZKT's. Only 14 report, cards were received on February activities, plus approximately ten letters. Now, if the other 140 appointees would report, we might have something resembling a column of Northern New Jersey activities!!! Traffic: W2CUI 285, CGS 225, WCL 173, LMB 117, EAS 94, ANG 47, ZK 39, DRV 34, IIN 31, CFB 5, OUS 5, CJX 4, NIY 2, COT 1.

MIDWEST DIVISION

IOWA — SCM, William G. Davis, WØPP — DIB now has added a contact with a PBY, in flight, to his list. VRB is the new SEC for Iowa starting with a 95 per cent renewal of ECs. HDX is new EC for Cedar Rapids Area. The new officers of the Cedar Rapids Club are NSN, pres.; JTF, vice-pres.; UWF, treas.; UCU, secy. Cedar Rapids, Waterloo, and Ames report new interest by the hams in c.d. work. SEF now reports in to the Colorado slow-speed net; he also is a member of the CAP communications net. QVA is enjoying TV. FTF is building a new ham shack. TLON met 21 times during the month. FYN now is working at the new Sylvania plant. A new Novice in Burlington is WNØ-GGW. DRV is the proud possessor of a new 75A-2. PP received his Extra Class license. YTA is working on SUPER-exciter. New president of the Waterloo Club is AEB. PZO is having BCI trouble. SEF is enjoying his job as OBS. YNP put Braille markings on a Viking dial for BDR, who finds it very PB. BXR, the Davenport Club station, has a new antenna. The Club elected PCQ, pres.; BXO, vice-pres.; CUV, 2nd vice-pres.; FME, secy.; DST, treas. Ex-ØAQL now signs 6LYK from Long Beach. YKN is back on the air after a siege in the hospital. TWX is in the hospital. Check your appointments and if they need renewal send certificates to the SCM for endorsement. 1952 looks like an outstanding year for Iowa ham activities. Traffic: (Feb.) WØSCA 525, YTA 162, QVA 121, NYX 57, DFD 40, PZO 29, DIB 20, NWF 16, SEF 16, ATA 10, FTF 1. (Jan.) WØBDR 153, NYX 37.

KANSAS — SCM, Earl N. Johnston, WØLCV — Thanks to you Novices who are reporting your activities. WNØEZF of Reserve, a new ARRL member, reports he has worked 32 states so far with his 6V6 oscillator with 8 watts input. His neighbor, WNØHAW, of Hamlin, has worked only 3 states so far but has been on only a month. He also is using a 6V6 oscillator with about 7 watts input and has a 125-foot center-fed 50 feet high. PZZ and EOT of Chanute, are trying out 160 meters. TNMZ/Ø has a new Viking. GHR, of Leavenworth, reports that the Missouri Valley Net still is reporting in 100 per cent with 28 traffic reports for the month. FVX is a new AREC member at Beloit. SSB is a new mobile in Topeka working 3.8, 14, and 28 Mc. with a Millen exciter p.p. 6V6 modulators. He has a c.m. power supply as well as Dynanator in cabinet. KRZ, of Topeka, is mobile again with Motorola 69-20A working all bands. 6WVD/Ø and ØAAZ, both mobile, have new Harvey-Wells rigs in their cars. LIX advises of the passing of Ed H. Pugh, YQQ.

(Continued on page 90)

"Eimac 4-65A fits exacting requirements"



John M. Kaar, President of Kaar Engineering Co., prominent manufacturer of high quality radio-telephone equipment.

KAAR ENGINEERING CO.
Export and Sales Representatives of Eimac Tubes



2000 Development 2 Road
1228 MIDWAYFIELD ROAD
WALTON, CALIFORNIA

Eitel-McCullough, Inc.
798 San Mateo Avenue
San Bruno, California

July 13, 1951

Gentlemen:

For some time now our FM-179X 50 Watt mobile transmitters have been in use, many of them in foreign countries under extremely trying operating conditions.

We believe you would be interested in knowing that the Eimac 4-65A was the only tube that could fit our exacting requirements in designing this equipment. The 4-65A combines ruggedness, dependability and high power output in an instant-heating tube that can stand up under the most difficult operating conditions. It made possible the design of a compact high-powered mobile transmitter with extremely low vehicle battery drain.

Cordially,

John M. Kaar
John M. Kaar

INSULANT HEATING

Eimac 4-65A tetrodes are the heart of the Kaar FM-179X mobile transmitter. As Mr. Kaar indicates, his engineers chose these tetrodes because they were known to be outstandingly dependable and because they exhibit highly desirable operating characteristics.

By instant heating the 4-65A does away with stand-by periods and eliminates costly battery drain. It is excellent for power amplifier and modulator service in fixed as well as mobile rigs. The 4-65A operates over a plate voltage range from 600 to 3000 volts with output powers ranging from 50 to 280 watts. Upper operating frequency under normal conditions is 220 mc.

Put Eimac 4-65A tetrodes to work for you . . . take advantage of their proved performance and low cost. Complete data available upon request.



EITEL-McCULLOUGH, INC.
San Bruno, California


Export Agents: Frazer & Hansen, 301 Clay St., San Francisco, Calif.

Follow the Leaders to

Eimac
TUBES

The Power for R-F

316



Modernize with meters

**A Size, Type, and Style
 for Every Installation**

Your instrumentation is strictly modern in design and construction with Triplet Meters. You can have sizes 2" to 7" in a wide variety of case shapes and mounting arrangements, A.C., D.C., R.F., Rectifier or Dynamometer. Molded and metal cases, rear illumination, and other special features are available. For precision and economy virtually every meter part is made in Triplet plants under rigid humidity and dust control. Every meter represents the refinements gained in half a century of meter experience. Keep your panels up-to-the-minute with Triplet Meters—famous the world over for quality, accuracy, and dependability.

FOR THE MAN WHO TAKES PRIDE IN HIS WORK

Triplet

TRIPLET ELECTRICAL INSTRUMENT COMPANY - BLUFFTON, OHIO, U.S.A.

Traffic: W0NIY 176, BLI 83, FDJ 42, BET 32, KXL 16, PB 8, LIX 5, BNU 2.

MISSOURI—SCM, Clarence L. Arundale, W0GBJ—The Tri-State Radio Society has elected the following officers: JEJ, pres.; FKM, vice-pres.; PKI, secy.; GLY, treas.; and BUL, Sgt. at arms. Club meetings are held the tenth and twenty-fifth of each month at the CAP Building at the airport. The Columbia Club has just started on a TVI program in cooperation with TV owners in an attempt to solve the TVI problem. FJR has a new jr. operator. New ORS appointments went to PME/θ and CFL. HUI now is an MARS member. PME/θ is keeping four daily traffic schedules. CFL has been QRL with the Navy and business. OOT has his mobile rig installed and operating in the used hearse he owns. OUD's OM, DE, got the car license tag with OUD's call. MRD now is 9RCK at Belleville, Ill. New hams in Springfield: HLL, HGD, WNGs GXZ, FXK, FOJ, FWT, and GIL. QXO makes BPL again and is taking a two-week vacation trip to Florida. Most clubs and organizations in Missouri sent representatives to the divisional conference called by OZN, our new Director, which was held March 9th at Kansas City. Novices are invited to join the SAN (Springfield Area Emergency Net) which meets at 8:00 A.M. the first and third Sundays of each month on 3720 kc. under the net direction of EBE. This is a slow-speed net to aid in training Novices in emergency net operating. A number of Missouri stations are operating in an unofficial net on 7160 kc. at 4:00 p.m. daily. Your SCM would appreciate more reports from the various clubs in this section. Traffic: W0QXO 811, GAR 260, CPL 80, BYL 71, CBJ 61, PME/θ 47, EBE 38, HUI 35, OUD 25, GCL 4, JEJ 4, QMF 4.

NEBRASKA—SCM, Guy R. Bailey, W0KJP—BJJ is doing a swell job as OO. He reports FVE and FVF, brother and sister at Avoca, now are Class B. FVR, of Greenwood, is in the Air Force. KON reports the c.w. net is doing fine; the SCM extends congratulations to LOD and KDW on a perfect attendance. AUH is keeping regular sked with 7LTD in Portland, Ore. The SENRC gave a farewell party for BDF, who was leaving to enter the services. Among those present were MYT and XYL AYM, LPU, KAL, and XYLs, ICK, BWK, GJAL, FVE, FVF, and SUS. New Novices are Alvin, HQN; son Hienie, age 12, HQL; daughter Carol, age 15, HQH; also FWI and FTR in Lincoln. VBJ now is living in Lincoln. FLF is back on the air with 150 watts and also is mobile on 75 meters. ASE is building a rig for his plane. EKP has a 60-watt portable for his summer cabin. LTE also is mobile in Lincoln. JDJ says NSS still is functioning but QRM is heavy. The SENRC is making big plans for Field Day and the committee met at the home of PHW in Omaha to plan Field Day for the Ak-Sar-Ben Radio Club. The Club also delegated PHW and QXR to attend the Midwest Division conference at Kansas City. JDJ says he has been fighting the flu as well as the QRM. Your SCM wishes to thank everyone for the FB reports this month. Traffic: W0KON 154, FQB 83, JDJ 75, LJO 70, KDW 39, WBF 36, KCK 24, BXJ 17, DHO 16, SAI 15, CBH 12, YNA 11, AUH 10, BZC 10, HQQ 8, HWM 7, YHN 4, YMU 4, EGQ 2, FOW 2, LRF 2, RAM 2.

NEW ENGLAND DIVISION

CONNECTICUT—Acting SCM, Roger C. Amundsen, W1HYF—SEC: LKF, PAM; STU, CN, 3640 kc.; CPN, 3880 kc. ODW offers to help with the bulletin, which is the best news of the month. 2VMX/1 warns of Novice second harmonics 7.4 to 7.5 Mc. He suggests Pi-Net tuners and half-wave antennas combine to give trouble. Let's listen there and help out our newcomers. CUH is c.d. radio officer in Groton. About twenty attended the CPN meeting at GB on Feb. 24th. EMF is playing with 75-meter conical. DHO is on with 40-meter ground plane and 20-meter beam. HUM has been traveling. RBT reports the Univ. of Conn. station, LXV, is active again. The V.H.F. Radio Club had 75 at its shindig in Hartford on Feb. 23rd. PCZ heads the Stamford Club, with NOF, NER, PXS, NOA, and OUG other brass. They have an FB c.d. set-up. WNIUHU and his dad, UJS, along with WNITUC, are new members. KLI and NOA are teaching code. THX, at Fairfield U., with WNIUSE as secretary, received the gift of an 150-B. KYQ-26, ATY-21, and RRE-20 lead CN. JSC, new EC for Trumbull, drills Mondays at 9 p.m. on 147.2 Mc. MNG, chairman of the program committee of the New England Division Convention to be held in Springfield, Mass., on June 14th, promises space for a Connecticut section meeting. See you there. It's to be held at the Eastern States Exposition. LV, AM, PCH, KYF, and HYF all have new Extra Class licenses and WNIUGL/WIVGL is new Novice/Technician in Danbury. DBM presented the 2nd edition TVI book and a talk at Norwalk on Feb. 20th. Traffic: (Feb.) W1AYC 322, SJO 252, HYF 190, LV 117, KYQ 105, AW 103, EMF 100, NJM 70, STU 58, HUM 50, BDI 48, LIG 42, GVK 35, CUH 28, NBP 25, RFJ 21, RRE 18. (Jan.) W1LIG 33, DHO 5.

MAINE—SCM, Orestes R. Brackett, W1PTL—SEC: IGW, RM; LKP. Net frequencies and time: Pine Tree Net, 3596 kc., at 1900 Mon. through Fri. Sea Gull Net, 3960 kc., at 1730 Mon. through Fri. It is with much sorrow that we report the passing of Everett S. Rogers, 1GE, who

(Continued on page 98)

Be Sure of Your Installations . . . Use

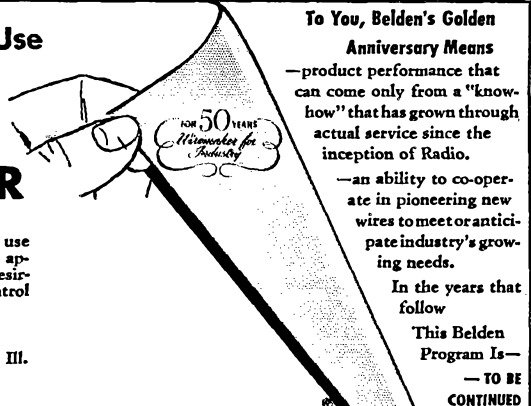
Aptitude-Tested

MULTIPLE CONDUCTOR

CABLE

● You know what you are doing when you use Belden Multiple Conductor Cables — they're aptitude rated. They are designed to provide desirable electrical characteristics, and rigid control assures constant quality.
Specify Belden Radio Wires.

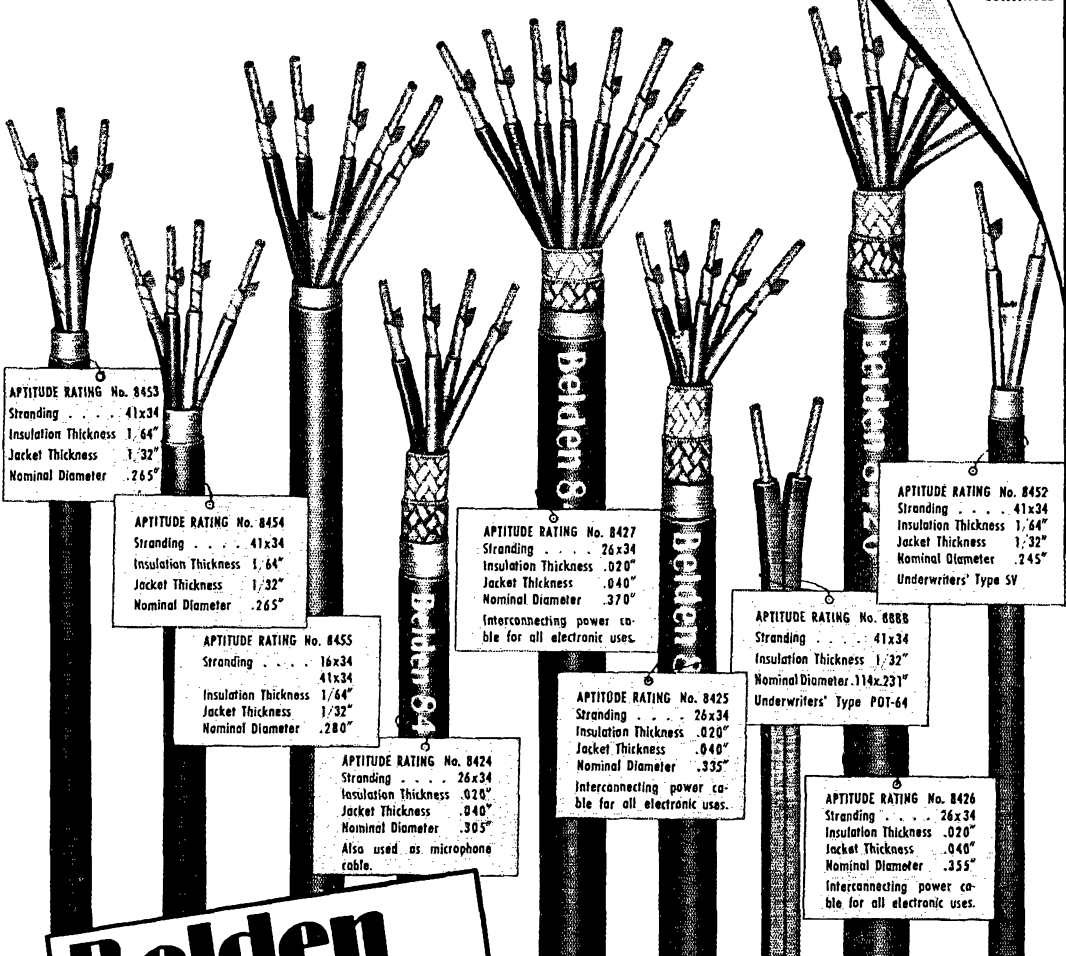
Belden Manufacturing Co., 4621 W. Van Buren St., Chicago 44, Ill.



To You, Belden's Golden Anniversary Means — product performance that can come only from a "know-how" that has grown through actual service since the inception of Radio.

- an ability to co-operate in pioneering new wires to meet or anticipate industry's growing needs.

In the years that follow
This Belden Program Is—
— TO BE CONTINUED



APTITUDE RATING No. 8453
Stranding 41x34
Insulation Thickness .164"
Jacket Thickness .132"
Nominal Diameter .265"

APTITUDE RATING No. 8454
Stranding 41x34
Insulation Thickness .164"
Jacket Thickness .132"
Nominal Diameter .265"

APTITUDE RATING No. 8455
Stranding 16x34
 41x34
Insulation Thickness 1/64"
Jacket Thickness .132"
Nominal Diameter .280"

APTITUDE RATING No. 8424
Stranding 26x34
Insulation Thickness .020"
Jacket Thickness .040"
Nominal Diameter .305"
Also used as microphone cable.

APTITUDE RATING No. 8427
Stranding 26x34
Insulation Thickness .020"
Jacket Thickness .040"
Nominal Diameter .370"
Interconnecting power cable for all electronic uses.

APTITUDE RATING No. 8425
Stranding 26x34
Insulation Thickness .020"
Jacket Thickness .040"
Nominal Diameter .335"
Interconnecting power cable for all electronic uses.

APTITUDE RATING No. 8888
Stranding 41x34
Insulation Thickness .132"
Nominal Diameter .114x.231"
Underwriters' Type POT-64

APTITUDE RATING No. 8426
Stranding 26x34
Insulation Thickness .020"
Jacket Thickness .040"
Nominal Diameter .355"
Interconnecting power cable for all electronic uses.

APTITUDE RATING No. 8452
Stranding 41x34
Insulation Thickness .164"
Jacket Thickness .132"
Nominal Diameter .245"
Underwriters' Type 5V

Belden
Radio WIRE

The
Aptitude-Tested **LINE**

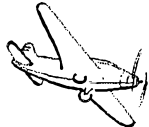
**GOOD NEWS
for MODEL
PLANE "PILOTS"**



RK-61

**The Remote Control
SUBMINIATURE
TUBE
Is Now Available!**

The Raytheon RK-61 is but one of the wide range of precision made subminiature tubes designed and made by Raytheon — pioneers in the manufacture and development of subminiature, hearing aid, reliable, radiac, microwave, voltage regulator, rectifier and transmitting tubes, crystal diodes and transistors. Your Raytheon Tube Supplier is ready to give you information on this outstanding line of special purpose tubes.



FREE! RK-61 characteristics plus a wiring diagram for an extremely small, light weight, single tube, model plane radio receiver.

This extremely sensitive receiver, for use in the 50-54 MC band or lower, controls planes at distances up to a mile or more. The wiring information is yours for the asking. Simply write Department Q.



RAYTHEON MFG. CO.

Receiving Tube Division
Newton 58, Massachusetts

RELIABLE SUBMINIATURE AND MINIATURE TUBES
GERMANIUM DIODES AND TRANSISTORS • RADIAC TUBES
RECEIVING AND PICTURE TUBES • MICROWAVE TUBES

was the foremost Morse operator in the State of Maine from 1908 to 1912, at which time c.w. operation was changed to Continental Code. Later he became a Class A operator. He was a member of the Old Timers Club, Sea Gull Net, Deep Sea Drag Net, Rag Chewers Club, CAP and ARRL Emergency Corps. We have just received news that there is going to be a hamfest held in Portland again this year the last Saturday in July, that BOK will have his regular get-together on August 17th, and that the Oxford County Radio Club is planning something but the date is not definite as yet. Don't forget the Rendezvous for 1952 in Auburn May 31st. Quick action was taken after radio contact from ED to ACO that Al's wife was ill and could get no local help. Thanks to the boys on 28 Mc. Gladys was taken down from Butter Hill, via toboggan, and now is OK. QEB and family spent several days at home after more than two years away in the Navy. A swell time was had at the PTL'S. A Sea Gull Net certificate was issued to SEJ. Traffic: WILBJ 96, PTL 67, SEJ 52, HXQ 42, BTY 41, LKP 26, NHT 25, OLG 24, OHT 22, IGW 15, MJR 14, SRQ 14, KDE 13, EFR 10, KKZ 6, BX 5, KTT 3, QEK 3, AUR 2, IXC 2.

EASTERN MASSACHUSETTS — SCM, Frank L. Baker, jr., WIALP — New appointments: SCS as OPS, TVZ as ORS, SXM as OO. Appointments endorsed: KBN, AGX, PU, IH, SAI, SS, and WI as ORS; IIM, HIL, SAI, and SS as OPS; SAI, IH, and CTR as OBS; SS as EC for Lincoln; AWA as EC for North Reading; BGH as OO. SZV is in MARS and his call is AD3AM. Activity on 144 Mc.: UZB, KMW, WNIUWO, and TGA in Dorchester; WNIUZZ, Wakefield; WNIUIO and WNIUDE in Rockland; WNIITZZ at Squantum Naval Base. VBC is the call of the Brookline Amateur Radio Society. 4TSI, ex-1QPY, is on 3.9 Mc. SAD has Advanced Class license. UVF has General Class license. SS is chairman of TCPN. UE is working on amplifiers for his 3 b.c. rigs. LM says 7 Mc. has been dead in the mornings. VCH is ex-58KI. RSE has been reporting into 6 nets on 3.9 and 144 Mc. TTS and UHD are on 28 Mc. TBL/MM is on a tanker. OGG and JZV gave JFS a TV set. TIN is working at WESX. DRV is on 28 Mc. SCS, the only YL in Natick c.d., is active in nets. BB, Winthrop EC, has 12 emergency-powered rigs on 144 Mc. with the following hams active: BDU, DJ, OIR, TLG, TQN, TTH, BJM, CMW, NMX, QEC, MSH, TQT, HFJ, GGP, DJJ, VOC LVA, QUX, SBT, PBX, KJB, MQB, DPI, and AGB. The T-9 Radio Club held a meeting at HBC's QTH. The South Shore Club had Messrs. Hall and Terrel, from Workshop Associates, speak at its meeting. The Braintree Amateur Radio Club held a meeting with a talk by AJA on operating a Johnson Viking. The Eastern Mass. Club had an auction with AKY doing his job again; Jack Babkes, of Sonar Co., gave a talk. QVP has a new Viking transmitter. The Quannapowitt Radio Assn. had a talk by PIM of Hytron on a "Hot 2-meter Converter." WNIULW passed General Class exam. PYT has PE103 parts on 144-Mc. receiver. BGW went to a meeting of Massachusetts DXCC members in Cambridge. E. J. Mason, of Malden, reports TYA is in the Army at Camp Gordon, Ga. WI is working on new rigs. The Hingham Amateur Radio Club has been formed and will meet monthly in c.d. headquarters in the Town Office Bldg. Officers are AD, pres.; DRL, vice-pres.; ONV, secy-treas. Other members are AYQ, BIY, BW, DMS, GNG, JWC, and TXX. WNIYAW is Hingham's first YL opator. AGX is on 28 and 144 Mc. Helen Wright, WNIUPZ in Brookline, is working on a Novice net on 3.5 Mc. All interested Novices, please get in touch with her; she will be on 3795 kc. QJ, now in Brockton, is handling some traffic. TVZ, in Hopkinton, is on 7 Mc. JY is on 3.9 kc. some and also in MARS. RSE, Whitman EC, has as assistants AYN, IZB, SCA, REG, LEM, and WNIUBP. CPE is manager of New England 75-meter 'Phone Net which meets Sundays at 9 a.m. on 3870 kc. SUR, Mansfield EC, reports a demonstration held in the Grange Hall with ODQ/1, TQF, TPZ, WNIUAL, and SUR/mobile taking part. SE is active on 144 Mc. The Old Colony Net meets on 144.14 Mc. each Mon. at 7:30 p.m. The Gypsy Radio Club of Haverhill has a net on 28 Mc. Tues. at 8:45 p.m. The Club now meets the first 'thurs. of each month at 8 p.m. John George and Ed Fisk passed Novice Class exam. Doc and Mrs. King passed Technician Class exam. His call is UIB. New Novices in Wellesey: VAB, VAO, TEK, and TFC. UU's son is W9OYN. NWO is a new member of the DXCC 'Phone Roll. BGW is in Federal Civil Defense Alliance Net on 3.5 Mc. MBQ, Vineyard Haven EC, sent his certificate in for endorsement. WNIUBC, Chelmsford, passed his General Class exam. RYQ is working at Matawan. N. J. UFJ, secretary of the Norfolk County Radio Assn., has his General Class license. DHX, Fall River EC, has the following mobiles on 3.9 Mc.: QFN, GDJ, MYF, RVP, SFX, portable SXM, and TUL. FZU has a 3-kw. a.c. generator and is on 144 and 3.9 Mc. DP has a 600-watt a.c. generator and a Temco transmitter. Traffic: WIEMG 291, SS 205, UE 123, TY 104, LM 100, JCK 88, NUP 75, DMS 68, MME 30, BY 26, RSE 22, JFS 18, SCS 18, JY 10, WU 8, BB 6, BGW 6, CTR 5, HWE 2.

WESTERN MASSACHUSETTS — SCM, Victor W. Paounoff, W1EOB — SEC: JYH, PAM: RDR, RM: BVR. WMN meets at 7 p.m. Monday through Friday on 3725

(Continued on page 94)


Keeping communications
"ON THE BEAM"

JAMES KNIGHTS

Formerly Manufactured by DOOLITTLE RADIO, INC.

FREQUENCY & MODULATION MONITOR

The JK FD-12 monitors any four frequencies anywhere between 25 mc and 175 mc, checking both frequency deviation and amount of modulation. A truly precise instrument for communication systems!



When used for different bands, plug-in type antenna coils provided. Crystal accuracy guaranteed to be $\pm .0015\%$ over range of 15° to 50° C. Meets or exceeds FCC requirements.

QUARTZ CRYSTALS

COMMUNICATION CRYSTALS for the **CRITICAL!**

Regardless of model, type, or design, James Knights can provide you with the very finest in stabilized crystals. Today JK crystals are used everywhere communications require the **VERY BEST.**



Well known to every communications man is the famous JK Stabilized H-17, with a frequency range of 200 kc to 100 mc. But this is just one crystal in the JK line. Write for complete crystal catalog!

ALSO manufacturer of the James Knights Frequency Standard.


THE JAMES KNIGHTS COMPANY

SANDWICH 6, ILLINOIS



3 MICROPHONES DESIGNED FOR YOU...

BA-109... Flat frequency response from 40 to 10,000 cps. Nondirectional in the horizontal plane... output of 54 db below 1 volt/dyne/cm². Fits standard stand. List \$22.50.



BA-106... Essentially flat frequency response from 40 to 6,000 cps. Output level—50 db below 1 volt/dyne/cm². List \$19.75.



BA-116... Hand or desk model. Can be used with standard stand if desired... uniform response from 50 to 6,000 cps. Finest of the low priced microphones. List . . . \$14.75.



No matter how good your ham rig, your P. A. system or your tape recorder, you can only get out of it what your mike puts into it. You want a sensitive, wide range mike with flat response, yet you want a mike that is sturdy and trouble-free.

Brush had you in mind when they designed their line of microphones. Each Brush mike is engineered to do an outstanding job in its class. All use the exclusive Metalseal Crystal* which assures protection from both high and low humidity.

The 3 Brush microphones illustrated as well as the Brush Vibromike* and the Brush Lapel microphone are available from your local radio parts jobber.

Brush headphones—for the first time combine all the most wanted headphone features. See them at your dealer. *T. M. Reg.

THE **Brush** DEVELOPMENT COMPANY
3405 Perkins Avenue • Cleveland 14, Ohio

PIEZOELECTRIC CRYSTALS & CERAMICS
MAGNETIC RECORDING EQUIPMENT
ACOUSTIC DEVICES
ULTRASONICS
INDUSTRIAL & RESEARCH INSTRUMENTS



kc. This Net operates slow speed. A new ham in Agawam is UUR. New OPS is SWJ in Westfield. BDV has completed his gadget, which works FB. Details later. Region 3 and Worcester c.d. nets are going well under the guidance of RO and SPF. Club meetings are interesting and well attended at Worcester. COI is busy tracking down the source of his TVI. VQ3RJB, Reverend Bonifaci, was guest speaker at Region 9 Amateur Radio Club recently. JYH is busy preparing and sending out 8-page report on AREC progress over the past year. The Hampden County Radio Club received a very enlightening and easy-to-listen-to talk on the whys and wherefores of the oscilloscope from JOU. There are not many more days left to get in your advance reservation for the coming ARRL New England Division Convention. Do it now! Traffic: WIRHU 64, BVR 61, GVI 18, EOB 6.

NEW HAMPSHIRE—SCM, Norman A. Chapman, WIJNC—RM: CRW. The following appointments have been renewed: EC for Hillsborough County: GDE, ORS: BFT, CRW, PFU, POK, and PVF. OPS: CRW. Please forward your certificates for endorsement. TDI has been newly appointed as Emergency Coordinator for Carroll County. SAL, with the able assistance of RVG, handled traffic from their station operating from Soldier's Home during the Civil Defense Alert at Tilton. TNO/1 is standing by for Dartmouth College traffic. Look for him on 7160 kc. SJS reports that he likes traffic-handling and is active on the Eastern Shuttle Net, 7120 kc. AJJ, TDJ, and LCD discovered during a rag-chew on the TVI Net that their birthdays fell on the same date. Result: A big birthday cake and "fixin's" at TDJ's shack. SAL says he will be using n.f.m. on 75-meter 'phone very shortly. AO is plenty proud of his new Extra Class license. Bill got his first ticket in 1916. I would like to hear from all other Extra Class ticket holders in this section WN1VAU is a new Novice in Goss-ville. Don't forget, it is not too soon to start preparations for Field Day. Applications for OES appointment are invited. Traffic: (Feb.) WIJNC 42, SJS 15, QJX 14, POK 7, TNO 7, GMH 5. (Jan.) WISAL 109, QJX 13.


VERMONT—SCM, Raymond N. Flood, WIFPS—Howdy, folks. Looks like everybody is rebuilding lately, possibly because of a combination of poor conditions and TVI. OAK's Vermont Slow Speed Net on 3740 kc. Mon. through Fri. is progressing but needs more Novices to report in. AVP says three more have passed the Novice Class exams in Rutland. KJG has an eight-element Yagi beam on 144 Mc. LYD is doing FB on 160 meters with a Viking I. KRv has 2E26 at 25 watts on 50 Mc. and will add 250-watt final soon. BJP reports visits from PYO, 4EEP/1KUY, and XYL ex-LLJZ. WN1UHL, of Brattleboro, passed the Gen. Class exam. AZV is active again after an illness of more than 4 months. AXN is busy on a new house. TXY says he's going to invent Rube Goldberg to cut off that extra dash. Hi. Traffic: WIRNA 166, OAK 106, AVP 47, FPS 39, IT 23, AXN 16, BJP 8, TXY 6, ELJ 5, KRv 4.

NORTHWESTERN DIVISION


ALASKA—Acting SCM, Jack M. Walden, KL7BK—NT A is the new SCM, and expects to return from a business trip Stateside about May 1st to take over his duties. The Anchorage Club set up AA in an amateur c.d. radio booth at the Fur Rendezvous, made lots of contacts, and aroused considerable interest in the public. WL7AMS has joined the ranks of active Novices with his powerful little 20-watter. ZM has returned to the air, and is heard mostly on 3.5-Mc. c.w. 75-meter mobile activity is at an all-time winter high with AN, AGU, AFX, BK, FN, and RZ working regularly from the rolling QTHs. FN made what he thinks is the first out-of-town-with-a-mobile QSO from Homer when he worked AA at the Fur Rendezvous. ADX, at Healy, is on frequently, and is a valuable relay from Anchorage to Fairbanks. NR, AIZ, AID, and several others are heard constantly moving traffic in a mighty business-like way. How about some reports? Or maybe even traffic counts! Traffic: KL7AIZ 799, YG 236, AN 25, UM 17, FN 5, ADX 4.

IDAHO—SCM, Alan K. Ross, W7IWU—Lewiston: FRM, EC for Lewiston, reports 18 AREC members. IDZ is applying for OPS appointment. IFG, Assistant EC, is airborne mobile in his Coesma 140, operating 75-meter 'phone. Coeur d'Alene: FIS, EC, reports BAA still driving school bus. EHZ has '50 Chevy and is planning mobile job. ISF is rebuilding around a Collins VF0. ILD, long silent, plans to get on, rumor has it. ELJ is active on 20-meter mobile. OTD is on 3.5, 7, and 28 Mc. EGK is too busy on the acreage to do much hamming. Meridian: MKS, of the FARM Net, has applied for an Official Observer appointment. Nampa: PIT's daughter is WN7RCW. ETU is president of the club. Boise: New hams are WN7RCE and WN7QHM and W7RFD, an ex-W9. A Sunday 10-meter hunt turned out OCF, PIT, NPO, ORJ, PKA, DOH, FOF, AHS, and OCR with IWU "hiding." Sun Valley: WN7REL, of the UPRR now is on with a Meek 60. Traffic: (Feb.) W7NH 225, GHT 54, FIS 25, IWU 5. (Jan.) W7FOF 35, MKS 14.

MONTANA—SCM, Edward G. Brown, W7KJG—CPY returned home the latter part of March from Arizona, where he has spent the winter. BNU returned home March 17th after vacationing in the South. Deck had tough luck on the icy roads in Idaho and smashed up his new car slightly. (Continued on page 96)



*You rest easy
when your rig
uses Dependable*



OHMITE RESISTORS

You can forget about resistor troubles with reliable OHMITE resistors in your rig. That's because these sturdy vitreous-enameled units have earned an unmatched reputation for dependability—among amateurs, engineers, designers, and servicemen the world over. And . . . the Ohmite line of wire-wound resistors is the most complete on the market, today, with types and sizes for just about every place in your equipment. You'll find it pays to . . . *be right with OHMITE!*



**WRITE for
Stock Catalog**

OHMITE MFG. CO.
4865 Flournoy St.
Chicago 44, Ill.

OHMITE®
RHEOSTATS
RESISTORS
TAP SWITCHES




TYPE SR5A RANGE:
2.0 - 15.0 mc
Supplied per Mil Type
CR-1A when specified.

TYPE TCO-1
Temperature Control
Oven



it's
Quality..


TYPE BH6A RANGE:
1.4 - 75.0 mc
Supplied per Mil type
CR-18; CR-19; CR-23;
CR-27; CR-28; CR-32;
CR-33; CR-35; CR-36
when specified.



Bliley *Quality* is an intangible asset that makes a tangible difference to you.

The difference might be . . . in trouble free performance . . . or in maintaining a tight tolerance over tough operating conditions. The difference may decide whether some ingenious equipment functions . . . or fails.

When you select crystals...specify Bliley crystals . . . for *Quality*.



TYPE MC9 RANGE:
1.0 - 10.0 mc
Supplied per Mil type
CR-5; CR-6; CR-8;
CR-10 when specified.

TYPE AR23W RANGE:
0.080 - 0.19999 mc
Supplied per Mil type
CR-15; CR-16; CR-29;
CR-30 when specified.

Bliley
CRYSTALS

BLILEY ELECTRIC COMPANY
UNION STATION BUILDING
ERIE, PENNSYLVANIA

Luckily no one was hurt. CT was in Denver for several weeks studying radiotelephone communication for the Telephone Co. JDZ has new HRO-50-T1 and is working on phone patch. ODK has Viking transmitter. NWB plans high-power final. ED, FGB, and JDZ are active in the FARM Net. FC has a TBS-50 mobile on 3.8 and 14 Mc. and ED plans the same set-up in the future. GLT has HRO-50. SAW is making changes, but not in his rig. Dick has a new little YL. LCM is planning locations for his three-element 10- and 20-meter beams at his new home. ITN was active in the DX Contest. Butte has eight or ten stations active on 2 meters, operating on 145.350 Mc. The gang has established communication with Anaconda. Keep your activities reports coming. Traffic: (Feb.) W7JDZ 241, KGJ 69, LER 13. (Jan.) W7JDZ 68.

OREGON — SCM, J. E. Roden, W7MQ — MEZ is new EC for LaGrande Area and is eager to get that section more AREC-minded. AXJ reports that he finally has gotten his radioteletype going, and is working on 11 meters with LU, VS, and IHI. HDN, the Oregon SEC, reports that both of his rigs are out of commission for the time being. PHM is busy completely rebuilding the Pendleton Amateur Radio Club station. JPM has just returned from Japan, where he has been visiting the past two years, and soon will be back on the air. JVO received his 35 w.p.m. Code Proficiency certificate. CNA is helping to reorganize the OEN 3600-kc. Net and is very consistent as NC on this Net. WJ makes BPL this month with a total of 505. New officers of the Grants Pass Radio Club are as follows: FTA, pres.; MEV, vice-pres.; ITZ, secy.; AHP, treas. JOP promises to be back on the air soon. II has been in the hospital undergoing an operation. Traffic: (Feb.) W7WJ 505, II 328, MLL 313, APF 171, MQ 67, GNI 53, AWI 41, FY 20, GWE 18, HJU 17, IEJ 12, LVN 10, DZT 7, KTG 7, ADX 6, KYO 6, EUG 5. (Dec.) W7II 578.

WASHINGTON — SCM, Laurence M. Sebring, W7CZY — SEC. BTV, RM: FIX, PAM; NRB, ERH is captain and KCU is chief observer for aircraft warning in Colfax. HFL has come to anchor in Seattle and says he is going to keep his feet on dry land for awhile. PGY rebuilt his 10-meter beam, installed new Elmac mobile, put up a ground-plane antenna, and put 813c in the final of home rig. OEX is reorganizing the Totem Net. NJ reports the following stations taking part in the "Yellow Alert" which the c.d. called: OEX, QZE, PGY, NJ, WOG, BA, KO, OZG, PIQ, PWO, KYQ, OYO, HRC, IVY, FKL, NLB, EOP, LOZ, AVC, CV, GNY, OFB, and KPC. QZF and PGY joined MARS. PDB has a new audio system. BA is experimenting with a stacked 10-meter beam. KZP is chairman of the North Seattle Club Field Day committee. OVW has receiver set on 29.3 Mc. 24 hours a day. JWE is using a pair of 814s with clamp-tube modulation on 3.5 and 14 Mc. LFA now is with the Government — Army private, that is. GJU and PFZ still are in the thick of the early morning DX. JRH let his ticket lapse and is awaiting word from FCC. LEC finally has 10-meter rig on the air, also mobile rig working. OGP is doing fine from Kodiak (KL7NR) with kw. and "Y" beam. JJK is on maneuvers in Texas. NDO is on 7 and 14 Mc. with 459A. PHP has ARC-5 on 3.5 Mc., also TVI. EHI, LEC, HMQ, OIH, OEB, GJU, MTX, MPH, and GWK took part in EC drill for the Puyallup Area. Officers of the Puyallup Radio Club are OIH, pres.; OEB, vice-pres.; GJU, secy.; NDO, treas.; and Don Baber, trustee. MCU is going to Coast Guard School in Connecticut. WN7QGB and WN7PQX keep Puyallup on the map. Novice-wise, FIX has a new rig with 813 in the final. AWG works on 7 and 14 Mc. and PAN Nets. LVB built new e.o. to go ahead of his 813. EQN is busy teaching prospective Novices. FWD has new four-section TVI low-pass filter built. ETO checks into Inland Empire Emergency Net on 160 meters. AIB acts as NCS on WSN one night a week. EVW is on 450 Mc. ZU commutes between Seattle and the East Coast. BYK finished new mobile rig, bandswitching 75, 10, and 6 meters. The Cliff Cavanaugh Award trophy, which each year goes to the outstanding c.w. station, was won by FWD. This Trophy, which is a Vibroplex key, is awarded each year by the SCM in the Washington section in memory of the late Cliff Cavanaugh. ACF, FWD rebroadcasts WIAW bulletins each evening, sends code practice for Novice and beginners, assists in the 7th district QSL Bureau, and missed only 11 sessions on the Section Net during 1951. Traffic: W7CZY 778, BA 350, HKA 302, LEV 240, EVI 213, TH 164, FIX 112, AWG 105, LVB 67, EHH 62, KCU 56, PGY 37, FWD 35, ETO 34, AIB 22, KTL 8, OEB 7, CZX 6, AVM 4, EVW 4, NRB 4, ZU 4, NTU 2.

PACIFIC DIVISION

HAWAII — SCM, John R. Sanders, KH6RU — A YLRL Hawaii Chapter has been organized and meets the last Thurs. of each month for lunch at The Willows in Honolulu. Temporary officers are APN, pres.; AFL, vice-pres.; TI, secy. and publicity; AFC, treas. All interested YLs, whether licensed, hope-to-be, or just "radio widows," are invited to join the group. The Honolulu Mobile Club held another transmitter hunt. The Club boasts 50 members now. The HARC meets the third Mon. at 7:30 p.m., Hawaiian Electric Building, Ward St., Honolulu. All hams and aspirants on or visiting Oahu are invited to attend. More than 100 attended

(Continued on page 98)

ALLIED HAS IT!

the superlative new hallicrafters SX-73 receiver



a tremendous performer

BUILT TO EXCEED MILITARY AND COMMERCIAL REQUIREMENTS


THE HIGHLIGHTS: Frequency range, 540 kc to 54 mc in 6 continuous bands. Six crystal controlled channels in frequency range from 1.5 to 29.7 mc. Single superhet from 540 kc to 7.0 mc and dual conversion from 7.0 to 54.0 mc. IF's, 455 kc and 6 mc. For reception of AM, CW, MCW, ICW, and Carrier Shift Tele-typewriter. Six-position band change turret, with readily interchangeable coils. Dial calibration and precision gear train eliminate need for separate electrical bandspread; for example, from 350-550° of bandspread are provided on ham bands from 80 to 10 meters. Has extreme frequency stability and amazing resetability. Calibration accuracy, within $\pm 0.2\%$ or less at all frequencies.

Sensitivity is 2 mv or less for 10 db signal-to-noise ratio. Six steps of selectivity available. Audio fidelity, ± 1.5 db from 200 to 4000 cps. AGC, ± 6 db

from 2 mv to 1 volt input. Image rejection, not less than 80 db at any frequency; IF rejection not less than 100 db. IF output, at 70 ohm socket, 200 millivolts (455 kc) with 2 mv antenna input. Carrier level indicators calibrated -30 to +70 db; zero db = 50 mv. Panel controls: RF gain, AC on/off; bfo pitch; audio gain; crystal phasing; selectivity; VFO/Crystal; crystal vernier; band selector; frequency; receive/send; CW/modulation; AGC/manual; ANL/off; antenna adjust. All components are built to JAN specs. Complete with 17 tubes, plus rectifier, voltage regulator and current regulator. Panel for standard relay pack is $10\frac{1}{2}'' \times 19''$; depth behind panel, $16\frac{3}{4}''$. Shpg. wt., 75 lbs.

97-553. Hallicrafters SX-73 Receiver. *Net. \$975.00*
\$146.25 down, \$73.21 monthly for 12 months.

97-787. R-46 Speaker for above receiver. *Net. \$19.95*



S-72 4-BAND PORTABLE

For powerful all-wave reception: 540-1600 kc, 1500-4400 kc, 4.3-13 mc, 12-31 mc. Two built-in antennas, loop for AM, 60" whip for SW. Has tuned RF stage, AVC, BFO, full electrical bandspread. Handsome carrying case, $14 \times 12\frac{1}{4} \times 7\frac{1}{4}''$. For 105-125 volts DC, 50-60 cycles AC, or self-contained batteries. With tubes, less battery pack. Shpg. wt., 16 lbs.

97-505. S-72 Portable. *Only. \$109.95*

80-585. Battery Pack. *Only. \$4.17*

Model S-72L. As above, but with 175-400 kc band in place of 12-31 mc band. Ideal for marine and aviation service.

97-507. *Only. \$119.95*

Buy any Hallicrafters model on Allied's Easy Payment Plan, 15% down, 12 months to pay.

ALLIED STOCKS ALL HALLICRAFTERS RECEIVERS

97-506. SX-71 Receiver	\$199.50
97-746. S-76 Receiver	169.50
97-546. S-40B Receiver	99.95
97-747. S-77 Receiver	99.95
97-573. S-53A Receiver	79.95
97-540. SX-62 Receiver	289.50
97-508. S-38B Receiver	49.50
97-529. S-81 Receiver	49.50
97-528. S-82 Receiver	49.50
97-787. Matching R-46 speaker for Hallicrafters receiver models SX73, SX71, and S76.	\$19.95

FREE 212-PAGE CATALOG

Refer to your 212-Page ALLIED Catalog for all of your electronic needs, including complete stocks of station equipment and supplies. Save time, effort and money at dependable ALLIED RADIO.

If you haven't a copy of our latest 1952 catalog, write for it today.

ALLIED RADIO





ALLIED RADIO CORP., Dept. 15-E-2
833 W. Jackson Blvd., Chicago 7, Illinois

Ship Hallicrafters Model
\$. enclosed. Full Payment. Down Payment.
 Send FREE 1952 ALLIED Catalog.

Name

Address

City Zone State



Tek-File packs certainly are an F.B. tip! Because they contain *all* the official, factory-issued TV servicing data for any set you work on...organized in individual file folders for fast reference and easy filing: one or more folders to a pack (minimum of 128 8½ x 11" pages) only \$2.00 a pack!

Tek-File makes your servicing easy. All Tek-File data is streamlined for speed and clarity...but nothing is left out because all Tek-File data is prepared by the only qualified source...the manufacturer who makes the set! You get lots of photos, enlarged top and bottom chassis views, easy-to-follow schematics, trouble-shooting 'scope test patterns, complete factory alignment, parts lists and much, much more—all guaranteed to match the set you're working on!

ENCY. ON CATHODE RAY 'SCOPES AND THEIR USES. The final word on 'scopes. 22 Chpts. 992 pp. (8½ x 11") 3,000 illus. \$9.00

VACUUM-TUBE VOLTMETERS. New revision. 14 Chpts. 432 pp. (5½ x 8½") illus. \$4.50

TV AND OTHER RECEIVING ANTENNAS. Best source book. 12 Chpts. (5½ x 8½") illus. \$6.60

VACUUM-TUBE VOLTMETERS. New revision. 14 Chpts. 432 pp. (5½ x 8½") illus. \$4.50

TV AND OTHER RECEIVING ANTENNAS. Best source book. 12 Chpts. (5½ x 8½") illus. \$6.00

All at your electronic parts jobber... or write us today.

JOHN F. RIDER
PUBLISHER, INC.
480 Canal Street New York 13, N. Y.

the last meeting. At Hilo AFS, AEI, AFQ, AFR, and IN are conducting code and theory classes for a group interested in taking the FCC spring exams. The Pearl Harbor MSTIS office is full of hams: ADY, ALL, AKV, PA, and YZ with two more coming up. ADY has departed for duty at Earle, N. J. RU went to Hilo to rehabilitate burned-out KILA, hence no report last month. Traffic: (Feb.) KG6FAA 2416, JA2KW 929. (Jan.) KR6A 3173, KG6FAA 2868, JA2KW 977, KR6EM 112, KH6ADY 29, TS 16.

NEVADA—SCM, Carroll W. Short, jr. W7BVZ—SEC: JU. ECs: HJ, JLM, JVW, KIO, KOA, MBQ, TJJ, VO, and ZT. RM: PST, CFS: JUO. OO: LGS. Nevada State frequencies are 3660, 7225, and 29,360 kc. The So. Nevada Amateur Radio Club renewed its ARRL affiliation. PRM turned in his Novice and Technician Class licenses for a Conditional ticket. OXX qualified for Extra Class license under the "grandpappy" clause! He is co-chairman of Clark County c.d. and has Collins receiver and transmitter and 2-kw. generator in the station wagon. JUD finally received a QSL for his 100th country. In the SS he worked 86 stations in 41 countries on 3 bands for more than 10,000 points. KIO also was in the phone section of the SS. SXD and MWF are on 28-Mc. 'phone. TKV moved to Boulder City and has 10 hams as close neighbors! He received certificate No. 11 for working 25 Nevada stations. K2CJ, who was in Nevada, now is in W4-Land. Your SCM continues to watch 7225 kc. daytimes and skeds MRN, NWU, and VO.

SANTA CLARA VALLEY—SCM, Roy I. Cousin, W6LZL—Along with c.d. and TVI activities we have the ARRL Tri-Section Hamfest coming up in the first part of July, and preparations are under way for the coming Field Day to be held the latter part of June. All these activities require a lot of effort on the part of committees and club members so let's all lend a helping hand and be assured of success in all these undertakings. The Monterey Bay Radio Club had Mr. R. E. Barrington of the Pac. Tel. & Tel. Co. as its guest speaker. The subject was "Micro-wave Systems." The SCCARA had Mr. Roache of the FCC as its guest speaker. The subject was "Setting up a TVI Committee." The NPEC held its two meetings this month consisting of discussions on TVI, Field Day, and the club transmitter. AEV, our SEC, reports there is increased activity in the Palo Alto Area. More drills are being held with great success. JWD is the new EC for the Palo Alto Area and is doing a good job already. NW still is poking his head in on the nets and helping out with the code classes the SCCARA is holding. HC is so busy with outside work he had to lay off net duties for awhile. New calls in the area are WN6 MXB, MIV, MFN, and JES. NBD is active on 144 Mc. these days. K6DM is active on 80-meter c.w. and 75-meter 'phone. DPE is back on the air and active on 160-meter 'phone and 80-meter c.w. VWF sends regrets that business keeps him on the road a great deal of the time so he will have to give up his OBS appointment for awhile. YUG is new OBS appointee. LZL has a new jr. operator. Traffic: W6BPT 278, NW 31, MMG 27, HC 25.


EAST BAY—SCM, Ray H. Cornell, W6JZ—Section activity centered around the formation of TVI committees and the implementation of the FCC Plan. RLB, JZ, and CX, together with ATO and CIS, represented the amateurs at an FCC Conference held at the Custom House in San Francisco. All groups pledged cooperation to eliminate TVI in the Area. The East Bay TVI Committee cleared up its first two complaints to the satisfaction of all concerned. NDU, VPI, NQJ, CHI, and ATM participated in RADEF Tests at Vallejo recently. NBARA maintains a club station, HTB, in the Red Cross Bldg., Vallejo. VVZ, MSS, HFM, and EJA are instructors in the code and theory class given by the Richmond Radio Club every Mon. and Wed. from 7 to 9 p.m. HFM reports that the City of Richmond is providing headquarters for c.d. work in the Hall of Justice. EJA rebuilt for bandswitching for the DX Contest. YDI has a new 75A-2. IPW reports EBSN handled 32 messages in 18 sessions; BAN handled 74 messages in 20 sessions. The designation EBSN was dropped in favor of BAN. JOH is high man on BAN. JOH, HOR, and IPW received 43, 30, and 25 BRAT points, respectively. IPW says that maybe BAN will end up as a 160-meter 'phone net. CX is taking a rig along on his 7-week vacation in Hawaii. NGC reports plenty of grief with the rig as well as with everything else. LMZ renewed his ORS certificate. He has worked 157 countries with 135 confirmed. 7WJ alternates with 6JZ in sending code practice. JZ is on Mon., Wed., and Fri. on 3590 kc. at 1845 PST; WJ is on Tues., Thurs., and Sat. on 3600 kc. at 1845 PST. Speeds are 5, 7½, and 10 w.p.m. on Mon., Tues., Thurs., and Fri., and 12, 18, 25, 35, and 45 Wed. and Sat. Anyone who can spend one or two nights a month to assist the East Bay TVI Elimination Committee is urged to volunteer his services. Write P. O. Box 71, Berkeley HOR received Class A license and a 35-w.p.m. code sticker on the same day. RLB is building a 6-meter rig for c.d. use. He built a Heathkit 'scope and enjoyed every wire of it. UHM is in Hawaii after his marriage on March 1st. NTU recommends loop antennas to beat local noise sources. The Oakland Radio Club had a ban feed March 4th with about 40 members, Y.L., and XYLs present. US is looking for a new rig to replace the BC-610 he sold. ZKX has moved down the Peninsula. MXQ finds a quarter-wave open-end stud on the TV receiver is the way to cure 2-meter TVI caused by re-

(Continued on page 100)

15-METER BAND OPENS!

RME HF 10-20 CONVERTER


For 20, 15, 10 and 11 Meters
Temperature stabilized oscillator and VR150 regulator provide excellent stability. "Double" conversion system assures high image rejection. Hass 300-ohm input for each band. 300-ohm output. Tubes: 6BA6 RF amplifier pentode, 6J6 twin triode mixer, 5Y3GT rectifier. Equipped with shielded output cable. Gray steel cabinet. For 115 volts, 50/60 cycles AC.



RME HF 10-20 CONVERTER . . . NET \$92.00

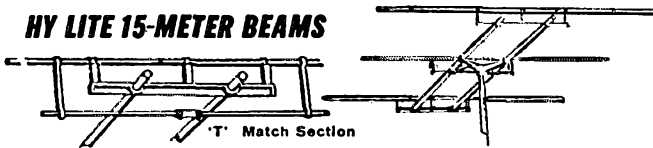
GET READY NOW FOR
"15-METER DAY"
WITH THIS GEAR

B & W 15-METER COILS




Type	Watts	Description	Net
MEL	25	End link	\$1.26
MCL	25	Center link	1.26
JEL	75	End link	1.65
JCL	75	Center link	1.65
JVL	75	Variable link	1.65
B	150	No link CT	1.74
BEL	150	End link	2.97
BCL	150	Center link CT	2.97
BVL	150	Variable link CT	2.40
T	500	No link CT	1.92
TCL	500	Center link CT	3.57
TVL	500	Variable link CT	2.73
TVH	500	8-plug jack bar	4.71
HD	1000	No link CT	4.50
HDCL	1000	Center link CT	7.83
HDVL	1000	Variable link CT	6.21

HY LITE 15-METER BEAMS



Fully Adjustable . . . All Aluminum . . . Supplied with "T" Match


2E15T	2 Elements	NET \$45.50
3E15T	3 Elements	NET 59.00
6E10-15T	6 Elements	NET 95.00
6E15-20T	6 Elements	NET 118.00



BUD TRANSMITTER COILS

Type	Watts	Description	Net
OEL-15	75	Fixed end link	\$1.80
OCL-15	75	Fixed center link	1.80
OIL-15	75	Adjustable center link	1.80
OES-15	75	Adjustable end link	1.80
RCL-15	150	Adjustable center link	3.33
RES-15	150	Adjustable end link	3.33
VCL-15	500	Adjustable center link	3.96
VES-15	500	Adjustable end link	3.96
MCL-15	1000	Adjustable center link	7.35
MES-15	1000	Adjustable end link	7.35
RLS-15	150	Variable link coil	2.67
VLS-15	500	Variable link coil	2.96
MLS-15	1000	Variable link coil	5.85

JOHNSON 15-METER COILS



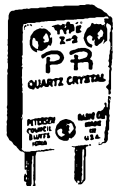
Swinging Link No.	Net	Semi-Fixed Link No.	Net
150H/LCS14	\$1.95	150H/LCF14	\$1.86
500H/LCS14	2.10	500H/LCF14	2.01
1000H/LCS14	4.80	1000H/LCF14	4.59

NATIONAL COILS FOR HRO-50

6-Meter Band Coil
50-84 mc. . . \$24.50

AMATEUR CRYSTALS

7 Mc to 7.150 Mc for tripling. Or 5.250 to 5.362 for quadrupling.
NET EACH . . . \$2.75



FREE! NEW
HAM-A-LOG

Write for your copy
TODAY! It's filled with
the latest Amateur
Equipment.



HARRISON

NEW YORK 7, N.Y.
225 GREENWICH STREET
BArclay 7-7777

How far ahead can
you be next year . . .

IN TV AND ELECTRONICS?



Send for this Free CREI book and find out!

THIS booklet can mean the difference between w-i-d-e-l-y
s-p-a-c-e-d salary increases — and rapid advancement.

An exciting new world has opened up. Think of the 1500 TV stations within the next 5 years, and the 2500 stations within 10 years, as predicted by the chairman of the FCC. Think of the 14,496,000 TV sets and the 100,000,000 radios now in operation. Think of the tremendous defense orders for electronics installations — the thousands of transportation, aviation and marine installations.

Countless positions must be filled. Who will get them? You — if you prepare today — if you advance your knowledge — if you take 2 minutes to send for a free copy of "Your Future in the New World of Electronics."

This helpful book shows you how CREI Home Study leads to greater earnings through the opportunities described above.

An accredited technical school, CREI does not promise you a "bed-of-roses." You have to translate your willingness to learn into knowledge — via study. Since its founding in 1927, CREI has provided thousands of professional radiomen with technical educations. Leading firms choose CREI courses for group training in electronics at company expense. (Examples: United Air Lines and RCA-Victor Division). CREI alumni hold top positions in American electronics.

CREI courses, prepared by recognized experts, are practical and easily understood. You get the benefit of personal supervision by a CREI Staff Instructor. At your service is the CREI Placement Bureau, which finds positions for students and graduates. Although CREI does not guarantee jobs, requests for personnel currently exceed supply by far.

Determine for yourself right now that your earnings are going to rise — that you will enjoy your rightful place in the Age of Electronics. All this CREI can promise you — provided you sincerely want to learn. Fill out the coupon and mail it today. We'll promptly send you your free copy of "Your Future in the New World of Electronics." The rest — the future — is up to you!

MAIL COUPON FOR FREE BOOKLET

CAPITOL RADIO ENGINEERING INSTITUTE

Dept. 165D, 16th & Park Rd., N.W., Washington 10, D.C.

Send booklet "Your Future in the New World of Electronics" and course outline.

CHECK FIELD OF GREATEST INTEREST

- TV, FM & Advanced AM Servicing
- Aeronautical Radio Engineering
- Practical Television Engineering
- Broadcast Radio Engineering (AM, FM, TV)
- Practical Radio Engineering

Name

Street

City Zone State

If residenceschool in Wash., D.C. preferred, check here

ceiver overloading. PWR is active again with low power on 75 meters. NZG built an antenanscope. EHS likes his new Winchester 270. Traffic: W6IPW 211, JOH 134, HOR 115, CX 66, JZ 24, YDI 10, EJA 8.

SAN FRANCISCO — SCM, R. F. Czeikowitz, W6ATO — Phone JU 7-5561. SEC. NL. Phone PL 5-6457. The amateur TVI committee for the S.F. Area is in full swing. Many thanks to the volunteer committee, which includes DZN, SFW, ZLQ, GCV, VYC, ATO, EFP, ATY, LNT, VPC, GBA, WNGs NCK, JAA, GAM, and OXL, as well as HB9KM, now in San Francisco. The committee still has room for three or four more interested members, who may have either technical skill or, equally important, a friendly and interesting personality, with the ability to listen to complainants without bias. If YOU have TVI, and the complainants have not yet sent complaints to the FCC, and you have been unable to cure the trouble or to convince the complainants as to responsibility for the TVI, PHONE JU 7-5561 and state the facts. UNDER NO CIRCUMSTANCES SHOULD YOU allow the case to get to the state of a neighborhood feud. BE DIPLOMATIC ALWAYS with the complainant — AND CALL THE COMMITTEE. The committee will gladly help ANY amateur who needs help and is willing to work to help himself as the facts determine, regardless of his membership or non-membership in ANY amateur organization. TVI committees also are being formed in the Marin and Sonoma County Areas, and will work after the same pattern. The factory representatives of a number of manufacturers of TV sets have promised their assistance in installing FREE high-pass filters to cure fundamental blocking in sets of their manufacture. CALL YOUR TVI committee — either to report your trouble, or to volunteer to do your part on the committee. LOU has been elected Club EC of the Sonoma County Radio Amateurs, and has been appointed ARRL EC for Sonoma County. His address is 937 Pacific Ave., Santa Rosa, and all amateurs interested in emergency radio work are urged to contact him if in Sonoma County. IEN has taken over the duties of secretary of SCRA. In the San Francisco Area, BYS, EC, and NL, SEC, have finally received financial assistance for the Emergency Corps of S.F. from the c.d. funds, and now are engaged in rebuilding and activating many 2-meter rigs. Regular EC drills continue, with the great emphasis on mobile operation, also in Marin County, Humboldt County, and in the Tamalpais Radio Club, under ECs KNZ, SLX, and ZUB, respectively. News is solicited for this column from all the many W6 operators anywhere in the S.F. section. The Pacific Division ARRL Convention is scheduled for July 4, 5, and 6 in San Francisco, with many of the Bay County clubs participating in the work and financial arrangements. The chairman is CTH. SFRG meets the 4th Fri., 1641 Tarval St., S.F. HAMS meets the 2nd Fri., 1625 Van Ness Ave., S.F. Marin RAC meets the 2nd Fri., American Legion Hall, Larkspur. Tamalpais RC meets the 3rd Fri., OZC, Vatazo near Centro East, Tiburon. Sonoma Co. RA meets the 1st Wed., Grace Bros. Brewery, 2nd St. west of the Freeway, Santa Rosa. Humboldt ARC meets the 2nd and 4th Fri., YMCA rooms, Mun. Aud., "E" St., Eureka. When this news is read my term as SCM of the San Francisco section will have come to an end — and a very short two years it has seemed. My thanks to all the amateurs of the section, and the best of luck. Traffic: (Feb.) W6ATO 5, KAH 4. (Jan.) W6SWP 60, KAH 2.

SACRAMENTO VALLEY — Acting SCM, Willie van de Kamp, W6CKV — AF is building a combination f.s. meter, monitor, and frequency meter. The SV Net on 28.8 Mc. was discontinued as of Feb. 29th. Mobiles GHP, SUP, UNT, and WNG6UB helped locate lost boys. Husband WNG6EWV and wife ALL visited in the Chico Area. The Roseville gang has monthly c.d. drills in cooperation with the police. HVD and KTF are active on 160 meters. MON is mobile on 1920 kc. from a bicycle. GERG is concentrating on flea-power portable gear using 1½-volt tubes. FDT was a visitor in Chico. RFB now is located in Live Oak. Traffic: W6KRX 25, GDO 21.

SAN JOAQUIN VALLEY — SCM, E. Howard Hale, W6FYM — SEC: FYM, RM; EXH, ECs: BCL, CQI, EHN, FIP, GCS, GKX, HZE, JPU, and VRF; ORS: FXH, GIW, JQB, LRQ, and QUE; OPS: IAZ, OBS; EXH, GRA, GS, GWQ, and OHT; OES: FYM, RJE, and UWY. OOs: FKL, HZE, and JQB. PSQ has moved back to Fresno. Officers of the Fresno Club are PDD, pres.; SUV, vice-pres.; OWL, secy.; and NTK, treas. A new call in Fresno is COU on 75-meter phone. JPU is getting good reports with 5 watts s.s.b. on 75 meters. WNG6KOL, in Fresno, is a new one. FEA, Gertie, garnered 1265 points in the YL-OM Contest. EHN, at Bakersfield, has new 80-foot pole in the front yard. IAZ, at Stockton, is a new OPS appointee. The State Civil Defense Agency has been requested by Governor Warren to contact amateurs along the Sierra Mountain counties to report snow and water run-off and possible flood conditions. The request has come down from KME, SEC for the Sacramento section. Details have been mailed to the ECs. Activity in SJVN on 3525 kc. is growing larger each month. Check in some night, Mon. through Fri. at 1900. ERE has a new Viking I. Major Phil Smith, LOH, stationed at Castle AFB, is active on 75-meter phone and has joined the Mission Trail. GYN is a new call in Denair near Turlock. ZCC

(Continued on page 108)

We're swamped

**Swamped with orders
for the Pilot \$89.95
FM-AM hi-fi tuner
we're selling for**

\$42.95

**BUT: IMMEDIATE DELIVERIES
WILL CONTINUE TO BE MADE
'TIL THE LAST ONE IS SOLD!**

THESE ARE THE FACTS:


From Maine to California bargain-hunters have air-mailed, phoned and wired orders. Our shipping department looks as if a cyclone had struck it. Nevertheless, Radio Shack is shipping these great SPECIAL-PURCHASE Pilot Tuners on the SAME DAY we receive the order. How long can this go on? Not long, because the end of our stock is in sight. Then there will be NO more. So once again we urge you music-lovers and custom-builders to H-U-R-R-Y.

THESE ARE THE SPECS:

10 tubes, AC operation, 20-15,000 cycle output to any amplifier, radio or TV set. Separate 3-gang tuning condensers for FM and AM; separate built-in FM and AM antennas plus terminal strip for attaching external antenna if needed; separate pilot lights for FM and AM; tuned RF stage on FM and AM; separate inputs for phono (crystal) and TV-Audio (or magnetic cart. or recorder). Four-position selector switch: FM/AM/PH/TV. Modern superhet AM circuit; ratio detector FM with 225 kc wide linear response. Complete with tubes, dual-filtered AC supply, escutcheon, knobs, brackets, 12-page instruction book. Compact 11 1/2" W, 6" H, 9 1/2" D. Ship. wt. 8 1/2 lbs.

**SEE YOU IN
SPRINGFIELD
ON JUNE 14**

On June 14, the Hampden County Radio Club of Springfield, Mass. is sponsoring the New England Division ARRL Convention and Hamfest. We'll be there with bells on, and hope to see you and yours, too. Meanwhile, when you think of Collins, Gonset, National, Harvey-Wells et al., remember our "Play as you Pay" plan: 15% down, 1 year to pay, no interest if paid within 60 days!



**RECORD LOW PRICE
FOR A CRYSTAL MIKE**

\$3³⁵

3 for \$9.95.

Go mobile, go tape, wire or Frankie Sinatra with this brand new (special purchase) crystal microphone! Element is exact replacement for a \$10 unit this company makes. Response 100-6000 cycles. 6 1/2 ft. cable. Streamlined black-crackle finished metal case. Last count showed we have exactly 150 of these mikes left, so it's first-come first-served. Only \$3.35 each, or 3 for \$9.95.

RADIO SHACK
CORPORATION

167 Washington St., Boston 8, Mass.

- ELECTRONIC DESIGN ENGINEERS
- TECHNICAL WRITERS
- DESIGN DRAFTSMEN
- PHYSICISTS

Westinghouse

offers you SECURITY AND OPPORTUNITY

EE's and ME's with over 3 years experience . . . a number of excellent positions are now available in our Electronic & X-ray and Air-Arm Divisions for work on:

- Broadcast Transmitters
- Power Line Carrier Communication Equipment
- Railroad Radio
- Radio Frequency Heating
- Medical and Industrial X-ray
- Commercial Radar
- Balancing Equipment
- Military Radar (ship, ground, airborne)
- Military Transmitters
- Specialized Electronic Equipment
- Fire Control Systems
- Automatic Pilots
- Guided Missiles

Check These Outstanding Benefits: Top pay, ideal working conditions, advancement on merit, graduate study opportunities, employee scholarships, paid re-location expenses, Baltimore location.

Send resume of experience and education to: Manager of Industrial Relations, Westinghouse Electric Corp., 2519 Wilkens Ave., Baltimore 3, Maryland.

If you are using your greatest skill in a defense industry, do not apply

YOU CAN BE SURE...IF IT'S

Westinghouse

and his XYL, aided by WMU and his XYL, hosted a grand party for the Mission Trail Net members at Wasco. Traffic: W6GRO 164, JQB 157, IAZ 126, K6FAJ 110, W6EXH 101, FE4 57, GIW 24, FYM 6, WJF 2.

ROANOKE DIVISION

NORTH CAROLINA — SCM, J. C. Geaslen, W4DLX — This section is picking up, kang. The SCM received 18 traffic reports this month. That's a record. Thanks to all of you, and let's keep it up. From Wilmington, VW is new president of the Cape Fear Radio Club; BBZ is secretary-treasurer. EC is active on 3.5 Mc. and is reconditioning his /MM yacht. MVP and SXX are high-tower-rotary men and SWR a "V"-Beamer on 28 Mc. With all that activity down there, how about supplying a 75-meter phone man on the Tar Heel Net? LWU reports from Goldsboro that the club there is building nicely and is affiliated with ARRL, ONM, Burlington. NCS of the Tar Heel Net, says the roster is getting so big we might have to run a double-header. AKC has resigned as RM so the SCM is looking for an active c.w. traffic man to fill this post. The Mecklenburg Amateur Radio Society, of Charlotte, staged a Red Cross Emergency Drill. The Club station, BFB, was used at the R. C. Headquarters and mobiles were FUA, OQQ, and DLX. Rumors from all over the State have indicated at least a dozen new Novices. How about hearing from some of you Novices on your activities? Notice to all station appointees: Please report your traffic and activities each month DIRECTLY to the SCM and not via the RM. This is your responsibility, not the RM's. Your report is necessary to hold your appointment. ARRL furnishes cards for this purpose. AKC really tops the traffic list this time. Congrats, Joe. Traffic: W4AKC 753, 1MH 227, PIC 80, RRH 77, ONM 37, RAZ 24, REZ 18, BAW 16, DLX 15, CGL 12, CVQ 12, LWU 8, MVP 8, BBZ 4, SGD 4, PIX 2.

SOUTH CAROLINA — SCM, T. Hunter Wood, W4ANK — THR and CHD are regular members of 4RN. WN4TWX is Net Control for the S. C. Novice Net, frequency 3740 kc., and all S. C. WNs are invited to contact WN4TWX for details. A limited number of crystals are available for loan while they last. BR is building final with a pair of 814s. DBT has 6 watts on 75 and 80 meters. 1IIB has been transferred to Charleston. The Charleston Shipyard Radio Club meets on the first and third Tuesdays of the month and hams connected with the Navy are invited to attend. Traffic: W4ANK 523, THR 209, CHD 98, DCE 4.

SECOND ANNUAL VIRGINIA QSO PARTY ... MAY 4TH

A QSO party, open to all Virginia hams will be held between the hours of 1:00 p.m. and 9:00 p.m. EST, Sunday, May 4, 1952. Every licensed amateur in Virginia is urged to participate, if only for a few QSOs, in this affair!

Bands: 3.5 Mc., 7 Mc., 28 Mc. No power limit, or mode restrictions in this get-together. Objective will be to contact as many fellow Virginians in as many different Virginia counties as possible during the eight-hour period, exchanging certain information with each station worked. Stations may be worked only once on each band (regardless of mode used) but they may be worked again on a different amateur band.

Contest call is "CQ Virginia" on 'phone, "CQ Va" on c.w.

Information to be exchanged in each QSO is to consist of the following items: 1. Number of QSO (in the party). 2. Your call. 3. Your RS or RST report to station worked. 4. Your county. 5. Your name or nickname. For example . . . W4FF might send the following message on his third QSO in the party: "Nr 3 W4FF 589X FAIRFAX LINDY."

SCORING: Each message sent counts 1 point and each one received, 1 point. Two points, therefore, are possible from each QSO. Multiply total number of QSO points by number of different Virginia counties contacted in course of party for final score.

The following frequencies are suggested as rallying points during this affair: 3550-3600 kc.; vicinity 3680 kc. (VN frequency); vicinity 3835 kc. (VFN frequency); 3900-3950 kc.; 7050-7100 kc.; 28,800 to 29,000 kc. (c.w. and 'phone). Use the v.h.f.s, too!!!

There will be prizes for winners. Get on and meet your neighbors, neighbor! All Virginia hams, except SCM, and members of the contest committee on awards are eligible for awards. All logs should be mailed to SCM before June 1. Send in your log whether you have one QSO or a dozen! Scores will be announced in the Virginia Net bulletin (a copy to each participant submitting a log) and the winners in QST.


VIRGINIA — SCM, H. Edgar Lindauer, W4FF — SEC: NAD. RMs: MWH, PXA, SDK, SHJ, and FV. Highlight of activities of this section during the month was the successful campaign for auto license plates with designated call letters. Virginia joins with 14 other states in a far-

(Continued on page 104)

NOW! **TERMINAL** offers 2-WAY FM COMMUNICATION • COMMERCIAL QUALITY AT **LOW COST**

FOR: Disaster control . . . Construction . . . Ranching . . . Forestry . . .
Exploration . . . Telephone . . . Pipe-line inspection . . . Railroading, etc.

littlefone by **hallicrafters**



- Complete, self-contained 2-way FM radio-telephone.
- Up to TWO WATTS antenna output.
- Rugged and weatherproof.
- Dry or wet rechargeable batteries.
- Frequency within operating range to your specification.
- No extras to buy . . . price includes: push-to-talk handset; receiver and transmitter crystals; all tubes; plug-in antenna, and applicable vibrator power supply with wet-battery models.
- Only 14 pounds.
- 22 sub-miniature tubes.
- Built-in squelch circuit.


MODEL	FREQUENCY	POWER OUTPUT	POWER SUPPLY	PRICE
HT-21-LDS	25-50 Mc.	3/4 Watt	Dry Battery	\$324.95*
HT-21-LWS	25-50 Mc.	3/4 Watt	Wet Battery	349.95*
HT-21-HWS	25-50 Mc.	2 Watts	Wet Battery	399.95*
HT-22-LDS	150-174 Mc.	1/2 Watt	Dry Battery	324.95*
HT-22-LWS	150-174 Mc.	1/2 Watt	Wet Battery	349.95*
HT-22-HWS	150-174 Mc.	1 Watt	Wet Battery	399.95*
S-81	115V AC/DC 152 to 174 Mc. FM receiver			\$49.50
S-82	115V AC/DC 30 to 50 Mc. FM receiver			49.50

* Plus Federal Excise Tax

ELMAC 50 Watt XMTR


Fills a long-felt need for a moderately priced mobile transmitter with a real SOCK — or for a low-power regular or stand-by fixed station transmitter. 10, 11, 20 or 75 meter with crystal or with direct-reading VFO on all bands. 50 Watts input, hi-level plate modulation, built-in Pi antenna Network, compact measuring only 7 1/2" x 7 1/2" x 12", complete with tubes.

A-54 for carbon mike . . .	\$139.00	6 VDC dynamotor supply . . .	\$87.50
A-54H for hi-imp. mike . . .	149.00	Electro-voice 210 carbon mike . . .	16.50
110 VAC power supply . . .	39.50	Electro-voice 600D dynamic mike	23.10



TERMINAL for: MOUNTS, WHIPS, LOADING COILS, etc.


MOBILE TRANSMITTERS MB-26



2, 6 or 10 meter models, 6 watts, power filter network, low power consumption. Crystal controlled output. 6 tubes, built-in relay, compact. **72⁴⁵**



MOBILE RECEIVERS SR-9




9-tube super-het, not a converter. Self-contained, with noise limiter, voltage-reg. oscillator; better than .5 mcv sensitivity. 2, 6 or 10 meter models. **72⁴⁵**

For Fixed-Station use: Power Supply (117V-60 cycle, AC, 325V at 190 Ma, 6.3V at 6A) complete with tubes, stand-by switch and auxiliary outlet. PS-117, \$30

(SONAR transmitters and receivers also available for VHF, commercial and aircraft frequencies. Write stating your requirements.)

mallard MOBILE CONVERTER



10, 20, or 75 meter models. Features: "slug-tuned" coils, high sensitivity, stability. Very popular. **39⁹⁵**

LOOK! JOHNSON "VIKING" TRANSMITTER

No. 240-101 Now available for optional use of 829 B or RAYTHEON RK 4D22/32!

- | | | |
|------------------------------------|--|-----------------|
| Both with the RAYTHEON output tube | → Complete Kit (less tubes) . . . | \$209.50 |
| | → Complete Kit with tubes . . . | 244.92 |
| | → Completely wired with tubes and air tested . . . | 298.50 |

TERMINAL RADIO CORP.

Distributors of Radio and Electronic Equipment

85 CORTLANDT STREET • NEW YORK 7, N. Y.
Phone: WOrth 4-3311 • Cable Address: TERMRADIO


1...2...3

if you have a friend who would like to learn . . .




50¢

or needs a good basic grounding in . . .



25¢

and perhaps, you or your friend could benefit by . . .



50¢

THEN, turn to these ARRL publications for help . . .

(We prepay postage on all these items)

The American Radio Relay League

West Hartford 7, Conn.

sighted approach toward recognition of the necessity for emergency radio communications on an organized level rather than a haphazard catch-as-catch-can should a need for such help become necessary. Much credit goes to the license plate committee (JAQ, NV, AKN, JRX, and NAD) which, with the aid of the Hon. Paul Crockett, York County Delegate, steered the bill (House Bill 728) through preliminary committees and subsequently the House of Delegates and the Senate without encountering a dissenting vote. Members of Virginia's Assembly are commended for their open-minded approach and recognition of this organized group who offer equipment and personal services without remuneration of any kind. Hats off to those other fellows in the section who helped rally the gang which made the end result possible. Sunday, May 4th, is the day for the start of Virginia's Third Annual QSO Party. BPL received a wallop from NAD, SHJ, and JAQ, all by reason of originations and deliveries exceeding 100. The loss of 1A through transfer to Japan (JA2KW) is a real blow to this section. His sterling guidance and interest will be missed by all of us, particularly your SCM. LW joined Arlington County Civil Defense Emergency Group. SHJ is a new RM. RDJ has been appointed EC of Waynesboro. SDK is organizing a Novice group to study for the General Class license. Traffic: (Feb.) W4NAD 417, SHJ 344, FV 332, JAQ 182, MWH 163, FF 83, SJC 82, KFC 44, FWX 38, IA 34, OCG 32, KSW 31, PXA 30, KX 21, LK 18, IYI 14, OKN 7, LW 4, TFX 2. (Jan.) W4OKN 8.


WEST VIRGINIA — SCM, John T. Steele, W8MCR — To JM, retiring SCM, thanks for a job well done. To Arlie, the XYL of VPO, apologies for a mistake. She was reported as having the call WN8HLE; it should have been W8HLE. The Tri-City Club reports new officers are UYR, pres.; DHX, vice-pres.; N. D. Casdorff, secy-treas.; IRN, act. mgr. LGB is EC for the Tri-City Area, with UYR as Asst. EC. A successful emergency test was held by the Club on Feb. 10th. DRF is working on a full gallon. Stations reporting in to WVN during February were AUJ, DFC, GCZ, GEP, BTV, YPR, BWK, GGC, EPK, PZT, HZH, CNF, HUG, GFV, PTJ, and HXG. A total of 137 messages was handled. The Charleston Amateur Radio Club sponsored a get-together meeting Feb. 29th to meet the new SCM. To Bera, EVR, congrats on a good job of organizing. The meeting was well enjoyed, as were the refreshments served by the YLs and XYLs. New appointments: EVR as PAM, BWD as OPS, DRF as OO, VPO, FYD, and WHR are doing a good job as NCS on the 'phone net. Traffic: W8AUJ 505, BTV 131, BWK 96, DFC 43, EVR 30, GCZ 15, FUS 13, GGC 7, GEP 3.

ROCKY MOUNTAIN DIVISION

COLORADO — SCM, M. W. Mitchell, W9IQZ — SEC-PAM: KHQ. Asst. SEC: PGX. RMs: LZJ and ZJO. THE ROCKY MOUNTAIN DIVISION CONVENTION WILL BE HELD AT ESTES PARK, COLORADO, ON JUNE 14TH AND 15TH. It will be sponsored by the Denver Radio Club. Write Walt Reed, WRO, for details. We have two in the BPL this month, KHQ and COZ. COZ has made it for the past three months and it looks like he may be a close contender for the honor of most consistent BPLer, held at present by ZJO. BXM sends in a nice news letter of the Colorado Springs Club. Ent AFB has three new calls, HKD, HKE, and HKO. JMB is giving 10-meter 'phone a whirl and is doing OK. ANX has junked his f.m. and now has a.m. LZJ has taken a leave of absence from the Colorado Springs Club because of working hours QRM. ZKM has a new mobile. COB now has a kw. on the air. COF has his rig all debugged. KMS has new 40-foot tower which holds up 10- and 2-meter beams. NWQ and BXM are planning a 2-meter jaunt on Pikes Peak June 14th and 15th. They will have a transmitter on 2 meters and one on 6 meters with two receivers on each band, and hope to set a new record for these bands. Only one letter and two traffic report cards were received this month. Yours truly tore down the mobile transmitter after running into self-oscillation troubles. See you at the Rocky Mountain Division Convention on June 14th and 15th. Traffic: (Feb.) W8COZ 1036, KHQ 544, K8FAM 147. (Jan.) W8COZ 820. (Dec.) W8COZ 592.

UTAH — SCM, Leonard F. Zimmerman, W7SP — This will be the last report for yours truly. UTM will take over as SCM of Utah. Let's give Floyd our support, especially in reporting activities. If the regular report cards are too much bother for you, send him a message via one of the local nets. OTW informs us that the Denver Club is sponsoring a Rocky Mountain Convention at Estes Park, Colo. June 14-15. Details may be obtained from W8WRO. The Ogden Club is getting its c.d. and emergency organization whipped into shape. The trend up there seems to be toward high-power mobile on the lower frequencies. NHL is conducting a Novice class sponsored by the Ogden Club. Anyone interested may obtain details from him or any member of the Ogden Club. MFU is on a mission in Norway and says that he is looking for Utah contacts on 14 Mc. from various LA stations. He also would like to buy an 8-38, 8-20R, or 8-44. If interested you may obtain the address from us. Traffic: (Feb.) W7UTM 102. (Jan.) W7UTM 60.

WYOMING — SCM, A. D. Gaddis, W7HNI — PKX, (Continued on page 108)



HENRY RADIO offers YOU:

LOW PRICES: You can't beat my wholesale prices.

FAST SERVICE: You get fast service. I have big stocks of Collins, National Hallicrafters, Hammarlund, RME, Johnson, Harvey-Wells, Lysco, Gonset, Morrow, Mallard, Eldico, Master Mobile, Hy-Lite, all other receivers, transmitters, parts at lowest prices.

BIG TRADES: I want trade-ins. I trade big. Tell me what you want—what you have to trade. Get my offer. I pay cash for receivers and transmitters too.

TIME PAYMENTS: Get what you want and pay by the month. I give you better terms because I finance all terms myself. Write for details.

SATISFACTION: Try any communications receiver ten days—if you return it your only cost is shipping charges. I want you to be satisfied. Ask any ham about Henry Radio.

PERSONAL ATTENTION: You get personal attention. Bob Henry, W6ARA, runs the Butler store. Ted Henry, W6UOU, runs the Los Angeles store. Bob Henry can be reached nearly 24 hours a day, 7 days a week. Write, phone, wire or visit either store. Send us your orders and inquiries. Export inquiries solicited too.

Bob Henry
W6ARA

Butler 1, Missouri
Phone: 395

HENRY RADIO STORES

"LARGEST DISTRIBUTORS OF SHORT WAVE RECEIVERS"

11240 Olympic Blvd.
LOS ANGELES 64
BRodshaw 2-2917



ONE CALL FOR ALL

MOBILE EQUIPMENT AT HUDSON...

All Standard Makes In Stock

GONSET TRI-BAND AMATEUR CONVERTER

For 10-11, 20, and 75 meter phone bands with lots of band-spread. Very high sensitivity. 1440 Kc output..... Net \$47.60

GONSET 3-30 CONVERTER. Continuous coverage. 1500 Kc output. Net \$44.75

GONSET NOISE CLIPPER. For mobile use above 2 or 3 Mc to reduce ignition interference. Net \$9.25

GONSET STEERING POST BRACKET. Universal mounting for all Gonset converters. Left or right hand mount. Net \$3.90

ELDICO 2 METER SUPERHET RECEIVER

Designed for mobile or fixed station operation. Ideal for Amateur, Civilian Defense, or CAP use. Complete superhet, covering 144 to 150 mc, with sensitivity of better than 1 microvolt for 6db signal-to-noise ratio. Can be used with Eldico 2-meter crystal controlled transmitter. 5 1/2 x 9 1/2 x 5 1/2".



Complete KIT, with instructions..... Net \$59.95
Receiver completely wired, tested..... Net \$94.95


ELDICO 2-METER TRANSMITTER. Crystal controlled. 144-150 Mc. 6A05 doublers; 5763 high frequency pentode driving 2E26 final up to 22 watts input; 6C4 speech amp. for carbon mike input. 6V6 modulators. Pi network output couples to any antenna. 5 1/2 x 9 1/2 x 5 1/2".
Complete KIT, with instructions..... Net \$49.95
Xmitter completely wired, tested..... Net \$74.95

ELDICO ELECTRONIC BUG. Self-completing automatic keying device incorporating all the latest improvements in automatic keying known to the art. Self contained, with built-in power supply.
Complete KIT with instructions..... Net \$24.95
Completely Wired and Tested..... Net \$29.95

Complete Stock of Eldico Communications Equipment

SONAR SR-9 UHF MOBILE RECEIVER

9-tube Superhet. 2 meter band. Calibrated 143.8 to 148.1 Mc. available for 6 and 10 meters, also private aircraft band of 108-130. Self-contained, built-in ANL. 1 microvolt sensitivity for 1/2 watt of audio. Universal mtg. 5-3/16 x 5-11/16 D x 4-9/16" H. Wgt. 3 lbs. Amateur
Net..... \$72.45



SONAR MB26 TRANSMITTER. Efficient companion unit to SR-9 Receiver. Same size as above..... Net \$72.45

NEW! SONAR MR-3 ALL-BAND RECEIVER for 75-20-10-11 meters, BFO, CW, Slug, tuned coils. 1 microvolt sensitivity, built-in noise limiter, slide rule dial. 6-7 Kc selectivity! Same size as SR-9 receiver. Amateur Net \$89.95

Complete Line of Sonar Equipment Always In Stock!

HUDSON

RADIO & TELEVISION CORP.

2 Great Salesrooms in New York City

48 WEST 48th ST.

• 212 FULTON ST.

Phone: Circle 6-4060

Teletype: N.Y. 1-1299

RM, still is doing FB traffic work with LVU on RN7. New Mex. Net, and TLAP. GZG is back on 80 meters with new antenna. An OO application was received from PJU, at Dwyer. LVU is working with Major at Casper AFCC on using our facilities for the tracing of enemy planes. Plans for the Rocky Mountain Convention to be held at Estes Park June 14th and 15th, sponsored by the Denver Radio Club, are going ahead rapidly. It will be worth going to, gang, so mark it on the calendar. Traffic: W7PKX 371, LVU 17.

SOUTHEASTERN DIVISION


ALABAMA — SCM, Dr. Arthur W. Woods, W4GJW — A, JKU, MEM, and KF are planning 144-Mc. operation. CYL soon will sport a new mobile rig. PVG can be found on 7 Mc. MVM will be on 3.5 Mc. from new Birmingham QTH. SUF earned ORS appointment for his consistent traffic work on 3.5 Mc., meeting AENB and RN5. OAO meets AENB, RN4, RN5, and FN. The Birmingham Club TVI Committee has a functioning TVI program. Many new members were enrolled in the current membership contest. VBZ is new in Trussville. A highly successful AREC meeting held in Birmingham was attended by ISD, RTI, EBD, and GJW, and the results already are being seen. ECI skeds his son RRW/7 in Spokane on 7100 kc. RTI has a new car with under-the-dash Elmar transmitter. Traffic: W4SUF 67, OAO 41, MVM 9, GJW8.

EASTERN FLORIDA — SCM, John W. Hollister, jr., W4FWZ — Frequency change: Palmetto Net (FN) from 3675 to 3765 kc. for a tryout. Dope on Tampa Fair: 2427 messages. Operators at DUG: ALP, BIF, BIN, DIN, GMJ, HAD, LKC, OVE, PPL, RME, SSV, and TOA; plus operations from individual stations CRA, DIN, and KKY. Skeds were through DRD, OZC, ANF, OMM, AKC, FTX, IQV, THR, FWZ, K5FCH, W5DRJ, SURM, 8BIZ/4, and 2VNJ. Dade City: SAS wants a sociable net on 7 Mc. Daytona Beach: WN3SOQ is operating portable. WN4TNR had to run his power up to wedge in. Ft. Lauderdale: JVF and MLS are TM's Assistant ECs. Visiting mobiles there included KP4KR, K2BV, and W8WFA. AREC will be set up at R. C. Headquarters on 5 bands from 144 Mc. to 3.85 kc. Gainesville: It's nice to have LQV back after another year at sea. Jacksonville: Field Day committee is composed of EOE, UHY, and ATM. FBL wants Jacksonville Novices to come in with him on some 144-Mc. activity. COW now is located here. QCJ has British "Commander" bring-em-inner. Lake City: IQV made BPL while recuperating from an operation! Lakeland: A club has been formed with 23 members. NAK finished code school, resulting in six new hams. Miami: SAT worked 43 countries in the DX Contest; he still needs Utah for WAS! Montbrook: PMN and one of his brothers, 2BZU, visited DGW. All three went to Bradenton to visit TAS. PMN and TAS operate bedridden (arthritis) on 7 Mc. New Port Richey: WN4UMJ is the first Novice to report in the MARS Net. (WN4UMJ is not WN4UOJ as reported last month.) KJ filed for "granddaddy" FCC license for the old, old-timers. St. Petersburg: The Club (W4GAC) set up at the County Fair with a real layout for traffic. Tavares: WN4VDY, ex-WN8HON, reports WN8IDC/4 at Marathon. Reid has worked VP7NZ and some KZs. Umatilla: WN4TKD has a Hammarlund 129X. Traffic: (Feb.) W4IQV 1357, CRA 656, PUJ 384, OMM 344, PZT 193, LMT 151, WS 102, DIN 100, KJ 83, ALP 57, FWZ 55, ART 18, RWM 16, DDW 15, NRT 8, RT 8. WN4TYE 6, W4IM 4, NAK 3, SAS 2, WN4TKD 2. (Jan.) W4IM 6.

WESTERN FLORIDA — SCM, Edward J. Collins, W4MS — SEC: PQW. ECs: PLE, FOX. GQM has an FB Q5-er going. The hamfest at ROM's was a complete success. JYK works 14 Mc. KJV is in JA-Land. KWM is rebuilding modulator. MDO has a code machine for EARC members. MFY is building new antenna. PLE is building new modulator. POT is on the lookout for a heavy-duty rotor. RKH is the proud owner of new v.t.v.m. SIW and SQO are in the Hair Net. SMM is working on a mobile rig. RGY is leaving the area. SWF is building EARC Club station modulator. 8HXC is another XYL ham. UCB is 2-meter mobile. UOO has 2-meter receiver going. SYP meets the Hair Net fast. 8BIZ handles MARS. NOX is working 28 Mc. PTK took down the 10-meter beam. TTM is marking time until she can go up for Class A license. HJA has been on 28 Mc. DAO also is on 28 Mc. UCY continues to work DX. WN4UTB and WN4VCB keep 3.7 Mc. busy. WN4UYS is all ready to go. ART meets the Magnolia Net. UIT is low power on 28 Mc. SZH has an FB mobile rig. PQW works all bands from 2 meters up. RZY has deserted 28 for 3.8 Mc. AXP has come to life again. EQZ is perking up again. NJB has an FB all-band converter in the car. OKB is heckling the gang again. JFA is going mobile. VR still handles traffic on 7 Mc. NYZ is interested in 144 Mc. MS has 2-meter transmitter going. HIZ meets the GAA Net. AOK is on HB9-Land. QX is building a new rig. QK is getting ready for 75 meters. FHQ is ready for 2-meter work. RBC is almost 100 per cent mobile. Traffic: W4ART 44, NOX 30, AXP 16, GQM 4, MS 2.

GEORGIA — SCM, James P. Born, jr., W4ZD — The Atlanta Radio Club's Hamfest will be held June 8th at Robinson's Tropical Gardens on Paces Ferry Road on the
(Continued on page 108)

Here's your Opportunity



to prepare for a good job or a business of your own in TV SERVICING

There are today more good jobs open in TV Servicing than there are trained and experienced men to fill them. Yes, thousands of opportunities exist now for good-pay jobs offering employment security for years and years to come. Thousands of TV Servicing jobs are going begging. Do you want one of them?

Experts agree, that because of the critical shortage of trained and experienced TV Servicemen, and the tremendous future growth of the industry, no vocational field today offers more opportunities than TV Servicing.

The Big New Industry with a Great Future

Within a few years over 1000 TV stations will be telecasting compared with 108 TV stations now on the air . . . thousands of communities will be served by UHF channels exclusively . . . nearly one-half of all families living within the present TV areas do not yet own TV receivers.

RCA Institutes Home Study Course prepares you for a Career in TV Servicing

The addition of the RCA Institutes TV Service Training to your present radio-electronics experience will qualify you to step out and grasp the golden opportunities that now exist in television — America's fastest growing industry.

Learn at home . . . in your spare time . . . while you study the practical how-to-do-it techniques with *how-it-works* information. Easy-to-read and easy-to-understand lessons under the supervision of RCA engineers and experienced instructors quickly train you to qualify for the many good jobs now waiting for trained TV servicemen. Don't pass up this lifetime opportunity for financial security and a bright future in TV. Learn TV Servicing from RCA—pioneers and leaders in radio, television and electronic developments.

Send for **FREE BOOKLET**



RCA INSTITUTES, INC.

A SERVICE OF RADIO CORPORATION of AMERICA
350 WEST FOURTH STREET, NEW YORK 14, N.Y.

Mail coupon . . . or write to Dept.
Q452 . . . for booklet. No obligation.
No salesman will call.




RCA INSTITUTES, INC., Dept. Q452
350 West Fourth St., New York 14, N. Y.

Please send me booklet "RCA INSTITUTES Home
Study Course in TV SERVICING."

Name _____

Street _____

City _____ State _____



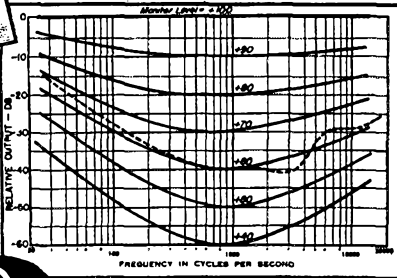
TRUE HI-FI TONE AT ANY VOLUME LEVEL In AM, FM, TV

IRC TYPE LCI LOUDNESS CONTROL

Lets you hear every tone with almost perfect balance—even at whisper level!

You've tried the makeshifts—tapped volume controls, stepped-type loudness controls, bass and treble booster circuits. Now, get the really accurate compensation you've been hunting—perfect balance, even at whisper level—with IRC's Type LCI Continuously Variable Loudness Control.

Type LCI boosts highs and lows automatically, as volume is decreased. You get depth and brilliance of tone—without expensive taps or multiple adjustments. Only 1 1/2" in diameter, LCI fits almost any audio system. Wires in easily, too; only 3 connections. And the price is low! Get LCI for your rig—at your parts dealer. Write for full details—in Catalog Bulletin DC10.



LCI Does What Other "Compensating Devices" Have Failed to Do!

INTERNATIONAL RESISTANCE CO.

Dept. H, 401 N. Broad St., Phila. 8, Pa.

In Canada: International Resistance Co., Ltd., Toronto, License


Wherever the Circuit Says 

EASY TO LEARN CODE

It is easy and pleasant to learn or increase speed the modern way — with an **Instructograph Code Teacher**. Excellent for the beginner or advanced student. A quick, practical and dependable method. Available tapes from beginner's alphabet to typical messages on all subjects. Speed range 5 to 40 WPM. Always ready, no QRM, beats having someone send to you.

ENDORSED BY THOUSANDS!

The **Instructograph Code Teacher** literally takes the place of an operator-instructor and enables anyone to learn and master code without further assistance. Thousands of successful operators have "acquired the code" with the **Instructograph System**. Write today for full particulars and convenient rental plans.



INSTRUCTOGRAPH COMPANY

4709 SHERIDAN ROAD, CHICAGO 40, ILLINOIS

banks of the Chattahoochee River. A National HRO-50-T receiver will be given to some lucky attendant. K4WAR lost his 14-Mc. beam during the DX Contest because of high winds which cut his score down considerably. POI is active in traffic-handling and c.d. work. The hams in Macon are using 144-Mc. 'phone for local contacts and to get away from TVI. GEO has returned to 3.85-Mc. 'phone after an absence of four years. IPL now has his Advanced Class license and is active on 3.85-Mc. 'phone. PUM is the new Net Control Station for the Atlanta Ten 'Phone Net. RKK has a new 400B Globe King transmitter and is moving to St. Petersburg, Fla. BIW is sending code practice on 3790 kc. every Friday from 1930 to 1955 EST at a speed of 7, 10, and 16 w.p.m. KOR, UR, ARW, MCM, GVU, and OOA have their Extra Class tickets. UQI has a new harmonic—it's a girl. PYM, North Georgia College Radio Club, held open house and field day at its new shack near the college called "Radar Ridge." PYM is interested in making schedules with stations interested in v.h.f. and u.h.f. work. Members of any net in Georgia are eligible for membership in the Georgia Cracker Radio Club. Any net member interested, please contact the club secretary, NS, 129 No. Candler Street, Decatur, Ga. Traffic: K4WAR 1635, W4RKK 104, ACH 63, ZD 49, POI 43, NS 34, FVY 28, OSE 24, MTS 11, HKA 10.

WEST INDIES — SCM, William Werner, KP4DJ — SEC; ES, GP and CO have been reappointed EC for Arceibo and Mayaguez, respectively. W4GEL, now KP4RH, applied for AREC membership. KD is up to 194 countries. We are sorry to hear that QZ passed away from a heart attack Feb. 24th. VP6SD is lining up VP6s AL, CJ, and WR, Barbados, in the AREC to report to P.R. Amateur Emergency Net on 3925 kc. RD, Asst. EC Arceibo District, has a new Meissner 150B. DJ transmits ARRL bulletins Mondays 8 p.m. on 3559 kc. HZ reports into the net with new 75-meter mobile. DV, now in the merchant marine, is planning maritime mobile. W4CG is operating mobile from KY4, St. Croix. KV4AU joins the AREC 3559-kc. Net. CQ has heard operating mobile on 3925 kc. BI has station RB on Muertos Island. W2DIN became KP4RH. GO donated four 805 tubes to I'RARC station KP4ID. NO is another newcomer to 75 meters. W2JXII and his XYL are visiting KP4s. MS is building kw. final to use 32V-1 as a driver. GP also is building a kw. HN is anxious to set up v.h.f. RTTY circuit from San Juan to Ramey AFB. FS has 922 on 144 Mc. The Red Cross is sending all KP4s a request to join its Disaster Communications Service via ARRL AREC. DJ was appointed to Red Cross Disaster Committee to line up all communications. Civil defense communications will be supplied by Red Cross/AREC Nets. How about the 10-meter gang joining in? Let's use 3925 kc. as a calling frequency only, shifting to another when contact is established. Long-winded ragchews by high-powered stations on 3925 kc. is discouraging mobile operators who can't get in. Traffic: KP4DJ 9.

CANAL ZONE — SCM, Everett R. Kimmel, KZ5AW — Major H. J. Parry, KZ5JQ, is our new USARCARIB MARS officer, with AZ doing most of the operating at AC5AA/KZ5AA. ST went to Washington, assigned as radio operator on the presidential train. AC is president of the new C.Z. YL Club; with LM, vice-pres.; DG, secy.; and ML, act. chairman. LF, harmonic of FL and LM, passed his exams, making another all-ham family of KZ5s — pop, mom, and junior. RM's XYL passed her exam and is signing with KA. Several years ago W6CJE sent a receiver to the McCoy's on Pitcairn Island. It went dead and recently, via a steamer from New Zealand, it arrived in the Canal Zone. The shipping agent turned it over to HG and PC for repairs. Now it's on the way back to VR6-Land, a trip of more than 4000 miles from the Canal Zone, with all new condensers, and hotter than a firecracker, according to the repairmen. Miggs, of W4PNA/5, collected the first 100 CZ QSO certificate.


SOUTHWESTERN DIVISION

LOS ANGELES — SCM, Samuel A. Greenlee, W6ESR — LSEC: KSX, PAM; PIB, RM; C'E, FYW. Section Traffic Nets: Mon. through Fri. . . . c.w., So. Calif. Net (SCN) 3600 kc. at 2030 (1st session outgoing traffic 1915) El Capitan Net (ECN) 3655 kc. at 1930. Both these nets are tied in with RN6 and NTS. BPL this month was made by KYV and GYH. At this time we make a brief report on activities in the section. These are the results of YOUR interest, YOUR efforts in behalf of ham radio. According to an "Activity Summary by Sections" compiled by ARRL, the L.A. section has, in the space of one year, risen from eighth place — in total traffic handled — 3423 messages Dec. '50 to FIRST place in Dec. '51 with 11,304 messages. The number of stations reporting to SCM is almost double and increasing monthly. AREC, under KSX, is near the 700 mark in membership (and only active members are counted). Your SCM welcomes reports from any and all amateurs in the section. We are on top now — let's stay there! FYW (RM) says the El Capitan Net now is on 3655 kc. Want to move traffic at medium speed? "Break" ECN. DCB now is on 75 meters, as is KER, WUU, and FILE. WOO is kept busy with OO work and traffic. OHX reports 4LDM and XYL, KZT, now are in Morro Bay. H LZ ro

(Continued on page 110)

HARVEY HAS THE MOST COMPLETE STOCK OF MOBILE GEAR

MORROW CONVERTORS



The latest in Mobile Converters... Easy to operate... Sturdy construction for long, trouble-free service.

Model 2BR for 10-75 meters, net \$54.95
 Model 2BRLN for 10-75 meters, net \$49.95
 Model 3BR for 10-20-75 meters, net \$64.95
 Model 3BRLN for 10-20-75 meters, net \$59.95

The LN series converters are identical to the standard 2BR and 3BR converters, less the noise limiters.

NEW SONAR MOBILE Rcvr. Model MR-3

Complete coverage for 10-11-20-75 meters. 8 tubes, 4.5 watts audio output

Uses: 12AT7 RF stage and B.F.O.
 12AT7 oscillator mixer
 (2) 6BQ6 I.F. stages
 6AL5 2nd detector and noise limiter
 6AT6 1st audio
 6AQ5 audio output
 OB2 voltage regulator

1 Microvolt signal produces 0.5 Watt audio output. A.N.L. and B.F.O. are push-button operated.

Requires 250 Volts at 60 to 80 mls. Size: 4-9/16" x 5-3/16" x 5-11/16"

Complete with tubes... less power supply and speaker... \$89.95

SONAR MODEL SR-9 Rcvr. \$72.45

SONAR MODEL MB-26 Xmtr.

STANCOR ST-203A Mobile Xmtr. Kit. Uses 2E26 final push-pull 6V6's modulation. 25-30 Watts RF. \$47.50 less tubes

NEW 1952 ARRL HANDBOOK \$3.00... Please include 30¢ for postage

GONSET CONVERTERS


New! Two-Meter Converter—144 to 148 MC.....\$44.50
 Tri-Band Converter for 75, 20, and 10 meters..... 47.60

AUDIO TORIUM

Come in and visit our new sound department... all these items and many more on working display at all times.

Make HARVEY your Headquarters

for CD Emergency and CAP Communications Equipment, LF and VHF... whatever your requirements may be... from a 1 1/2 volt cell to a 50,000 watt gas engine driven generator. REMEMBER... it will pay you well to ask HARVEY first.



ELMAC-A54

Under-dash Mobile Xmtr.

Measures: 7 1/2" x 7 1/2" x 12"
 Weighs: 14 1/2 lbs.

For Carbon Mike Input.....Net \$139.00
 For Dynamic or Crystal Mike, Net 149.00
 Power Supply, 110 volts AC, Net 39.50

HARVEY delivers these famous Emergency Receivers Immediately! High quality emergency band FM receivers for application. ANYWHERE you are you can HEAR police calls, fire alarms, bus dispatchers, railroad communication, ships at sea, etc.



Mobile FM Receiver

Model M-101 covers 152 mc to 162 mc Band.....\$72.50
 Model M-51 covers 30 to 50 mc's.



For Home or Fixed Location

Model PR-31 for 30 to 50 mc band... \$44.95 complete.
 Model PR-8 for 152 to 162 mc band... \$44.95, complete with 14" whip indoor antenna.
 Model A-2 for 108-132 mc aircraft VHF band, etc., 49.50.

21 MCS. OPENS MAY 1st ALL NECESSARY COMPONENTS IN STOCK

HALLICRAFTER LITTLEPHONE AVAILABLE FOR IMMEDIATE DELIVERY ★ WRITE FOR PRICES & LITERATURE

HARVEY-WELLS XMTRS

...have everything from 2 to 80 meters, for fixed or mobile operation. H-W is the transmitter you will use for years. Best for Hams, Business Organizations, Government Departments, Emergency Services and Civilian Defense.

2 BANDMASTER MODELS


Senior.....\$111.50
 Deluxe.....\$137.50

BANDMASTER POWER SUPPLIES

APS-50 for 110 A.C., \$39.50

DPS-50 for 6 or 12 V.

6V.....\$87.50, 12V.....\$54.50



MASTER MOBILE

Mounts & Antennas

Mounts, tapped for 3/8" threaded stud.



Model	Net
132 Universal Body Mount.....	\$8.75
132X Above with Heavy Duty Spring	9.85
140 Bumper Mount.....	6.55
140X Above with Heavy Duty Spring	7.65
142 Bumper Mount, no spring.....	3.25
92 18" Adjust. Extension Bar.....	3.25


Mounts available with new co-ax connectors at no extra cost.

Complete line of Premax and Ward Antennas in Stock

Antennas, stainless steel
 100-96S 96" whip, 3/8" stud for all mounts.....\$5.25
 106-96S 96" whip, plain end to fit 92 ext..... 4.50
 All-Band Antenna, 20, 40 or 75 meters..... 8.75
 Extra Coil for 20, 40 or 75 meters, ea..... 3.30

SUPERIOR POWERSTATS

Smooth, efficient voltage control, 0-135 volts output from 115 volt AC line. Models also for 230 volt input. Write for free literature. Models for table and panel mounting.



Type 20, 3 amp.....	\$12.50
116, 7.5 amps, table mfg.....	23.00
116U, 7.5 amps, panel mfg....	18.00
1126, 15 amps.....	46.00
1156, 45 amps.....	118.00

IMMEDIATE DELIVERY

MALLARD 10N, 20N and 75N Mobile Converters.....\$39.95
 MALLARD HI-Q 20 coil.....\$ 8.95
 MALLARD HI-Q 75 coil.....\$ 7.95

Telephone **hrc** Luxembourg 2-1500

HARVEY RADIO COMPANY, INC.

103 West 43rd St., New York 18, N. Y.

NOTE: In view of the rapidly changing market conditions, all prices shown are subject to change without notice and

YOU CAN TALK TO THE WORLD!


PREPARE FOR F.C.C. NOVICE

FULL PRICE
\$26.95

AMATEUR RADIO LICENSE

Be a "Ham" in a Few Days.
No Experience Needed
The "Hobby with a Future!"

SEE YOUR
RADIO SUPPLIER



YOU GET AND KEEP: 36 4-min. code recordings (alphabet thru 6 wpm) • 2 12-record albums • Telegraph Key • Tone Record for Sending Practice • Instruction on Sending, Radio Theory, FCC Regulations and On-The-Air Operating Procedure explained by Pictures and 12 recordings • Pre-FCC Exams graded FREE. All Lessons and Records sent at ONE TIME.

GET ON THE AIR THE SHORT-CUT PHOTOSOUND WAY. You LOOK at pictures, you LISTEN to recordings, YOU LEARN WITHOUT EFFORT! Repeat to your heart's content.

SIMPLE STEP-BY-STEP INSTRUCTIONS to assemble your own Ham Station. Send your voice over land and sea. Make world-wide friends. Act in national emergencies. Start this fascinating, practical hobby TODAY!

ALSO AVAILABLE FROM YOUR RADIO SUPPLIER:

E. T. I.'S RECORDED RADIO CODE COURSE
(alphabet thru 20 words per minute)

MAKE up to **7,500** in RADIO-TV
per yr.

Write for FREE Information on:

PHOTOSOUND Home Study Courses for:


- ADVANCED AMATEUR LICENSE PREPARATION
- COMMERCIAL RADIOTELEPHONE AND RADIOTELEGRAPH LICENSE PREPARATION

ELECTRONIC TECHNICAL INSTITUTE Dept. ST-25

830 Venice Boulevard • Los Angeles 15, California

EAZON

Z Match Antenna Connector



Pat. No. 2587676

For coaxial cable feed to transmitting antennas, for use with RG-8/U, 11/U or other cable of similar dimensions. Easy to install and trouble free. Types 3W and 4W are used extensively for open and closed coaxial matching stubs and frequency traps for elimination of TVI and similar uses.

Type 3WA (see cut) Antenna Match.....\$4.60 Net
Type 4W (For stub use).....3.60 Net
Type 3W (For stub use).....3.00 Net

See your dealer or write to

DALLAS C. AKERS CO.

33 Greenwood Ave. • East Orange, N. J.

ceived "Ham of the Year" award by the Mission Trail Net. CMN still is battling the dentists. PIB (PAM) reports: American Legion Net (3975 kc.) handled 696 messages in February. PMS reports from the hospital and is getting well fast. CE is experimenting with twin carburetors in new high-powered transmitter. MJ reports: The Two Meter & Down Club has fine speakers at all meetings. The V.H.F. Net operates Mondays on 146.8 Mc. Solved: The Flying Saucer mystery—they are NCP's beams in a high wind. (Sure hope he never gets together with DTY, the guided missile expert.) CJP Net Mgr., announces new SCN frequency, 3600 kc. BLY (Asst. SEC) reports: YUY has a snazzy 144-Mc. mobile and is high brass in Montebello c.d.; FMQ is back from the A.F.; WGL visited JA 2MB and 4MC; NCP has his beams up again (have you checked lately, Ira?); ZPB QSOed the gang while portable rowboat at Parker Dam; and LVQ is now Class 2. GYH really works his skeds with that new transmitter. KYV skeds Pacific on 14 and 7 Mc. MVF is completing his "ultimate" rig (how many kw, izzat?). AM went all out in the DX Contest with ADP, BXL and KPC as coops. GEB is coaching 3 prospective WNs during lunch hour. Nice to hear IOX back on 80 meters. COZ says he is rebuilding the shack; GAE has a new operating console; BXP has 807 final; KPD has a new beam; and LQB is on 80 and 160 meters. CFL has designed an accurate frequency meter, for 2400 Mc. I ICK (OO) suggests WNs contact OOs to ascertain if their signal is clean before operating a good idea for all of us. If in doubt contact CIX, CK, EBK, OKL, or WOO (OOs) for a check. Orchids to EE for arranging a phone patch with a G.I. in Guam and his wife in L.A. within minutes after being called by the wife. And, it was entirely unscheduled! Let's each contact the family of a G.I. and handle some messages for them — we need public good will now, and this is the way to get it. Rebuilding: EPL and ESR. WN6NJU is gunning for 144-Mc. DX. AREC notes per KSK (SEC): The So. Bay Net has been absorbed into the Centinella Valley Net to streamline the organization; OI (EC) is Area Commander in c.d. He especially commends BLY and FPD (ECs) for their fine work in AREC organization. Thanks also to BHG, BUK, CIX, FMG, IZO, KQS, and MU for their reports. Traffic: W6KYV 2804, GYH 1760, GJP 243, NCP 153, FMG 135, HLZ 56, CE 52, BLY 48, FE 47, PMS 41, BHG 36, CK 34, IZO 32, CMN 30, ERK 14, MJA 14, FYW 11, OHX 10, AM 8, ESR 8, WOO 8, GEB 7, DCB 2, WN6NJU 2.

SAN DIEGO — SCM, Mrs. Ellen White, W6YYM — Asst. SCMs: Shelley E. Trotter, 6BAM; Richard E. Huddleston, 6DLN; Thomas H. Wells, 6EWU. SEC: NBJ, RM; IZG. ECs: DEY and IOK. New Novices on the air in El Centro are WN6MUL and WN6KJB. DLN is handling heavy Japan traffic in the Valley. KNL is operating the IVARA station, GG, on the Mission Trail Net. LVN is working out with a new ground-plane vertical for 7 Mc. A new full-fledged member of the League's Old Timers Club is EWU, who is very active on 75 meters. TET is checking into SSN regularly and is up for appointment as ORS. NSK is hurrying to get a mobile rig in his new Chevvie Power-glide. OCY has received the word from Uncle Sam. ODB and OCY recently finished a pre-Field Day special, two twin-five arrays stacked one wavelength apart. New officers of the Orange County Amateur Radio Club are QZQ, prexy; LQX, vice-pres.; DHP, secy.-treas. GTB and JAN, act. chairmen. WN6PJU, XYL of ZE, is Acting Net Control on the OCN 2-meter net. Others of Orange County on 2 meters are RVA, CYR, DEY, QZQ, TAZ, and ZE. The S.D. AREC did a bang-up job in furnishing communications for the recent Glider Meet. After a long absence, a welcome call is heard back on 75-meter phone these days — BKK is on the air! Another active YL on the air in San Diego is EYF. San Diego windstorms are taking their toll of both TV and amateur antennas. BAM's FB February total puts him into the BPL for 12 consecutive months! Appointments in the section as OBS and OPS are currently available. If interested, contact your SCM. Traffic: (Feb.) W6IAB 1858, BAM 1101, ELQ 322, IZG 251, GTC 93, BSD 68, TET 52. (Jan.) W6ELQ 246.


WEST GULF DIVISION

NORTHERN TEXAS—SCM, William A. Green, W5BKH — Asst. SCM, Joe G. Buch, 5CDU. SEC: JQD, RM; QHI, PAM: IWQ. Appointments were made to SQW as ORS and PYQ, QOV, and NCD as EC. JQD now has 66 active ECs but needs 100, so if your area is not represented here is your chance. The Novice Traffic Net now has the following members: SQW, TBT, TBS, TPB, TPN, TFX, TKB, TXA, TXB, TYU, UFP, ULX, and UMA. Lamesa ARC elected MHM, UIJ, and SPP as president, vice-president, and secretary, respectively. RGU, of that Club, is conducting code classes on 28 Mc. Their ten-meter net meets Fridays at 2000. ROH, with the Big Spring ARC, is starting a new code class. At Sherman, POG is teaching theory and code to Sea Scouts. The Bonham Club announces a new Adv. Cl. licensee, RYI. Lubbock ARC has a new club ham shack located at City Air Port. BAM hears DX on all bands. DRV, PST, and POG are on 3825-kc. mobile with revamped equipment with DRV working 160-meter mobile. TLW makes RN5 with a new 807 rig. Con-

(Continued on page 112)

What's goin' on?

WALTER ASHE



Get your trade-in deal working today.
Wire, write, phone or use the handy coupon.

Walter Ashe Radio Co. Q-5-52
1125 Pine St., St. Louis 1, Mo.
Please make "Surprise" Trade-In offer on my used (factory-built)

(describe used equipment)
for the following new equipment _____

(specify make and model number of new equipment desired)
Rush free copy of your new catalog.

Name _____
Address _____
City _____ Zone _____ State _____

Whether you are a beginner or an "ole timer", here are four big reasons why you are way ahead with a Walter Ashe "Surprise" Trade-In:

1. HIGH ALLOWANCE on your old factory-built gear
2. IMMEDIATE DELIVERY in factory-sealed cartons
3. CLEAN CUT DEAL—you get our BEST price FIRST
4. PROMPT REPLY—we don't keep you on the hook

All prices F. O. B. St. Louis • Phone Chestnut 1125

Walter Ashe
RADIO CO.
1125 PINE ST. • ST. LOUIS 1, MO.


NEWARK ELECTRIC COMPANY

223 WEST MADISON STREET
CHICAGO 6, ILLINOIS

hallicrafters

NEW SX-73 COMMUNICATIONS RECEIVER "A Gibraltar of Stability"

It is the ultimate in all-wave receivers . . . this jewel of precision craftsmanship! Refined in even the smallest detail, the SX-73 meets the tough military communications specifications. Hallicrafters is proud to place its name on the SX-73.



HALLICRAFTERS SX-73

Turn to
Page 5
for complete
specifications
and frequency
range

TRYLON TOWERS

- Amateur radio types
- Guyed supporting towers for TV-FM antennas
- Vertical radiators
- Micro-wave towers
- Commercial communication towers

Hundreds of installations in all parts of the world, under all conditions of use attest to Trylon Tower and Mast dependability.

Write for details on any type.

WIND TURBINE COMPANY

Tower specialists for 18 years
WEST CHESTER, PA.

gratulations to KRZ, who got a write-up in his local paper for services rendered via ham radio. LUQ has a fine beam on 20 meters that makes his 175 watts sound like a kw. in JA-Land. Ex-5AUL now is 9AUL and is keeping skeds with BKH on 3680 kc. It soon will be time to elect an SCM. Your SCM believes that one term is enough and that the office should be passed around, so give some thought to nominating a suitable candidate. Traffic: (Ph.) W5PAK 260, BKH 164, JOG 144, TMB 80, QMF 73, SQW 69, IBD 64, ARK 58, LEZ 52, EBW 45, GZU 37, TLW 35, RHP 32, CWE 30, WNSUFP 19, W5GZH 18, RRM 17, KPB 16, SRG 16, RJM 13, SGR 11, BAM 8.

OKLAHOMA — SCM, Jesse M. Langford, W5GVV — SEC: AGM. RM: QGD. PAMS: GZK and ATJ. The Oklahoma City AREC group is to be congratulated on the fine dinner meeting held Feb. 24th. The principal speakers were Legislator Robert Sherman and Dave Middleton, CA, West Gulf Division Director. SNL reports for the Ardmore Area that PNG surprised the local mobiles with license tags bearing their call letters. JP, OWG, SCX, BLW, TFP, and SNM attended the Lawton Hamfest. OWG has a new MARS exciter. 144-Mc. activity has been renewed in the Ardmore Area. SCX is building a new 75-meter mobile converter. BLW has a fluorescent ridge roll. The Canton Radio Club is conducting classes in radio, many attending from the surrounding towns. Even the town marshal is working on a license. SWJ, Tulsa, schedules 4QXO, Columbia, daily. EHC reports W5NEY is a new CAA amateur. TMY is organizing 1.9-Mc. emergency net. All Novice stations are welcome to participate in the Oklahoma Novice Net on 3735 kc., 7 to 8 p.m., Tues. and Thurs. HXL, TXR, EYG, and CXE are reopening on 144 Mc. in Oklahoma City. The Bartlesville Club gave a farewell party for Frank Fisher Mar. 9th at Ossage Park. GVS will be back on the air with a new Viking. OLZ, 3682.5 kc., invites all to bring their traffic to the net. Traffic: W5MRK 608, GZK 347, ROZ 247, QGD 145, MQI 94, SWJ 85, MFX 82, JHA 80, FOI 77, GVV 26, NVO 23, GPD 18, EHC 16, FKL 13, KY 11, ESB 10, CKQ 8, HFN 4.


SOUTHERN TEXAS — SCM, Dr. Charles Fergagh, W5FIF — 4RZU/5 reports conditions on 7 Mc. have been bad. W5TOL has worked 34 states and has 33 confirmed. NPX is active on 8TX. PTV still is spearheading So. Tex. Traffic Net. OUG now is a member of Houston c.d. as a zone control station. LHD is at Randolph AFB. BHO is building a new 2-meter beam and is active in STEN and MARS. NHA is starting a Novice emergency net for Southern Texas in cooperation with the Texas State Guard. Crystals will be furnished. All interested, contact him at 2006 Yale St., Corpus Christi, Tex. TPP and KFY have a code and theory class at their home. NHA reports a Novice Emergency Net on 3726 kc. doing nicely with quite a few members. FXN has been helping VV build a new 50-Mc. rig and reports. TIK received his Class B ticket. SCZ has a new 807 rig. POL is chairman of AARC TVI Committee. NZE is club president. NFC is chairman of the License Plate Committee. TFY has a new QTH. QEM is replacing 809s with an 813, all bands 400 watts, also TVI proofing. ACL has 32V-1 working again. W5TNJ recently passed away. He was active on 144 Mc. and CERN. RSA signed up in the AREC. MN is working H. & B. Morning Net. Let's plan on the ARRL Convention to be held in Corpus Christi, Tex., the last week end in June. HQR is chairman and IBT is program chairman. HMO is a new ham in Alice and works for CAA. W5UUE and UBD are newly licensed. NPX is going to A. & I. OJU now is safely married. Traffic: W5MN 421, 4RZU/5 151, W5QEM 60, BHO 18, FXN 5, TFY 2.

NEW MEXICO — SCM, Robert W. Freyman, W5NXXE — SEC: PLK. PAM: BIW. RM: NKG. PAM v.h.f.: FAG. Nets: C.w., 3633 kc., 7:00 p.m., Mon. through Fri., 'phone, 3838 kc., 7:30 a.m., Sun., 6:00 p.m., Tues. and Thurs. A set of code records and all necessary equipment for its use has been donated to the New Mexico Boys' Ranch by Eldico and the amateurs in New Mexico. The state picnic will be held Sun., June 1st, at Cabrillo Peak (13 miles north of Mountairn to Manzano, then west 4 miles). The Sandia Club will have mobiles on 2916 kc. at the peak and at the Manzano turnoff. Sixteen stations called in on the first meeting of the 160-meter net. VDV and VDY are on the air from Los Alamos with Vikings. RCJ has his Viking and HRO installed in a house trailer for a move to KL7. QHB is running 300 watts to his s.s.b. rig as a linear amplifier on 75-meter net. JXO broke press with two more radio articles. PSV is moving to Denver. CTG has a new home and 10 watts on 75 meters. DAH has been on 80 and 75 meters with 60 watts. UZI now is at Los Alamos with 4-250A on all bands. BIW has all-band mobile. KWP has 829 on 50 Mc. MYI has home-grown all-band VFO. Traffic: W5NKG 106, NXE 83, IGO 81, ZU 28, JZT 2.

(Continued on page 114)

SWITCH TO SAFETY!





Ham's Paradise!

Niagara, ONE OF AMERICA'S GREAT RADIO STORES

MOBILE TIME! Niagara HAS 'EM ALL!

ALL IN STOCK NOW — SO HURRY!! ORDER NOW!

MOBILE XMTRS

(PRICES INCLUDE TUBES)

LESS MIKE, XTAL or CONNECTORS

KRECO MOBILE TRANSMITTERS

(W2LLR XMTRS—SEE OUR AD
IN NOV. QST)

Choice of 10- 20- 80 Meters

Model

50-AB—50 Watts, 815 Final, AB₂
Modulated.....\$79.50

75-AB—75 Watts, 815 Final, AB₂
Modulated.....\$99.50

100-CL—100 Watts, 815 Final,
Clamp Modulated.....\$66.50

150-CL—150 Watts, 829B Final,
Clamp Modulated.....\$92.95

LYSCO MOBILE XMTRS

Choice of 10- 20- 80 Meters
Prices include all tubes

A-114 } 25 Watts, 6AQ5 Final,
A-129 } Clamp Modulated, \$33.55
A-175 }

B-114 } 25 Watts, 6V6GT Final,
B-129 } Clamp Modulated, \$33.55
B-175 }

HARVEY-WELLS ALL BAND

(80 Through 2 Meters—Fixed
or Mobile)

TBS 50 C—35-50 Watts, 807 Final,
for Carbon Mike \$111.50

TBS 50 D—35-50 Watts, 807 Final,
for Xtal Mike \$137.50

SONAR XMTR

MB-26—Choice: 2, 6 or 10 Meters,
6 Watts Output.....\$72.45

SONAR THREE BAND COMPLETE
RCVR. 75-80, 20, 10-11. Write for
details.....only \$89.95 net

MOBILE RECEIVERS

Sonar—SR-9 with Tubes: 2, 6 or 10
Meters, Less Power Supply and
Speaker.....\$72.45

Police Alarm—AR-3 118-149 Mc.
110 V.AC-DC, in Plastic Cabinet,
\$49.50

MOBILE CONVERTERS

GON-SET—Tri-Band, 10-11, 20 and
75.....\$47.60

GON-SET—2 Meters with Super-
Imposition Tuning.....\$44.50

LySCO—130 for 10-11 Meters,
\$39.00

LYSCO—132 for 20-Meters \$39.00

LYSCO—133 for 75-Meters \$39.00
Mallard—Choice: 10, 20- or 75-
Meters.....\$39.95

MOBILE V.F.O.

LYSCO—for 300 Ohm Lead, 40- or
80-Meter Output—All Band Cali-
bration.....\$26.95

LYSCO—for 72 Ohm Lead with Re-
mote Tuned Circuit—Otherwise
same as above.....\$33.95

MOBILE NOISE LIMITERS

GON-SET—All Bands. With Tube
and Switch on Case.....\$9.25

LYSCO—All Bands. With Tube and
Remote Switch.....\$6.95

ANTENNAS AND MOUNTS

WARD—2-Meter ¼ Wave Roof-
Mounted from outside.....\$3.96

WARD—2-Meter ½ Wave or 6-
Meter ¼ Wave Cowl Mounted
Whip.....\$4.26

PREMAX—10-Meter Whip, ¼ Wave
Chrome—Silicon Steel.....\$6.24

PREMAX—10-Meter Whip, ¼ Wave
High Tensile—Stainless Steel,
\$7.28

PREMAX—Universal (Any Angle)
Mount and Spring.....\$11.40

6-V. MOBILE POWER SUPPLIES

PE103—Used-Excel. 500-V. D.C. up
to 350 Ma. (Rated 160 Ma.),
\$29.95

HARVEY-WELLS—DPS-50, 300-V.
250 Ma.....\$87.50

KRECO—PS-400, 400-V. 375 Ma.
Relays, Filter, on base....\$66.50

KRECO—PS-580, 580-V. 250 Ma.
(for clamp Mod. XMTRS)..\$79.50

NIAGARA'S SPECIAL—Vibrator
Supply, 6-V. D.C. or 115-V. A.C.
in; Output—6.3-V. D.C. at 4A, and
300-V. D.C., 100 Ma....\$39.50

LYSCO—Vibrator Supply, 300-V.
80 Ma.....\$32.95

MISCELLANEOUS

GON-SET—Steering Post Bracket,
\$3.90

WHEELER—Sound Powered Hand
Set (no power required)...\$9.62

ELECTRO-VOICE—Mobile Carbon
Mike W/P-Tsw.....\$18.00

ELECTRO-VOICE—Mobile Dynamic
Mike W. P-Tsw.....\$27.00

NIAGARA SPECIAL—Complete Mo-
bile Ignition Noise Suppressor Kit,
\$3.00

P-R—Rugged PETERSEN CRYSTALS
any Mobile Frequency....\$2.75

NIAGARA SPECIAL—B-28 Mark II
Dynamic Mike.....\$1.95

NIAGARA SPECIAL—1-234 Field
Strength Meter, 10 Mtrs..\$18.95

NIAGARA SPECIAL—1" 0-1 Ma.
Aluminum Cased Meter....\$4.75

NIAGARA SPECIAL—6-V. D.C.
DPDT Relay.....\$3.95



NIAGARA'S
GUARANTEE
OF SATISFACTION
All items order-
ed must meet
with full approval
or your
money back.

Niagara RADIO SUPPLY CORP. DEPT. Q-5-2
160 Greenwich Street, New York 6, N. Y.

Digby 9-
1132-3-A

MORE SIGNALS PER DOLLAR
From Money Invested in an Antenna



Self Supporting
STEEL TOWERS
For Rotary Beams, FM, TV

ATTRACTIVE—NO GUY WIRES!

- 4-Post Construction for Greater Strength!
- Galvanized Steel—Will Last A Lifetime!
- SAFE—Ladder to Top Platform
- COMPLETE—Ready to Assemble
- Easy to Erect or Move
- Withstands Heaviest Winds

EASY MONTHLY PAYMENTS
Up to 12 Months to pay

Here Is An Inexpensive
Answer for
COMMUNITY TV ANTENNAS!

Width at
Base Equal
to 1/5 Height

Vesto Towers are available in a wide range of sizes to meet requirements of amateurs and commercial users alike. Note the low prices for these quality lifetime towers: 22'—\$94.75, 28'—\$115.75, 33'—\$135.75, 39'—\$157.75, 44'—\$178.75, 50'—

\$217.75, 61'—\$279.75, 100'—\$1060.00. Towers are shipped to your home knocked down, FOB Kansas City, Mo. 4th class freight. Prices subject to change . . . so order now! Send check or money order . . . or write for free information.

WRITE TODAY
FOR COMPLETE
FREE INFORMATION
AND PHOTOGRAPHS

VESTO CO., Inc.
20th and Clay
North Kansas City, Mo.

**FORT ORANGE RADIO
DISTRIBUTING CO., INC.**


904 BROADWAY
ALBANY 4, NEW YORK

hallicrafters

NEW SX-73 COMMUNICATIONS RECEIVER

"A Gibraltar of Stability"

It is the ultimate in all-wave receivers . . . this jewel of precision craftsmanship! Refined in even the smallest detail, the SX-73 meets the tough military communications specifications. Hallicrafters is proud to place its name on the SX-73.



HALLICRAFTERS SX-73

Turn to
Page 5
for complete
specifications
and frequency
range

**CANADA
MARITIME DIVISION**

MARITIME — SCM, A. M. Crowell, VE1DQ — SEC: FQ, EC: EK, RM: OM, YV again leads in traffic this month. The following paragraph appeared in the *Civil Defense Bulletin* issued by the Coördinator's Office at Ottawa: "EMERGENCY COMMUNICATIONS — The first message transmitted over the emergency civil defense facilities in Nova Scotia was sent to Hon. A. B. DeWolfe at his home in Halifax from his Communications Committee Chairman, Mr. E. S. Campbell, on December 13. Two-way voice communication was carried on between radio transmitters in provincial headquarters and Halifax target area, control center. Radio contact was made also with amateur stations in the Province, and out of the Province to St. Anthony, Nfld., giving an indication of the signal strength of the headquarters transmitters. Among those present at Provincial Emergency Headquarters for the test were Arthur Crowell, SCM Maritime, ARRL, and Sqdn. Leader Barrett, Director RCAF amateur radio network, both of whom are members of the provincial communications committee." There now are about 40 civic and municipal emergency committees set up in Nova Scotia. If you've not already offered your assistance, contact your EC now. Traffic: VE1YV 223, FQ 186, MK 110, AAK 79, AL 71, OM 70, TO 39, AB 33, PZ 23, HT 15, ZO 11, AAL 10, JD 10, KG 10, XA 9, DB 7, JA 7, ZB 7, AB 6, ZM 6, AAN 3, ABR 3, PS 3, FR 2.

ONTARIO DIVISION


ONTARIO — SCM, G. Eric Farquhar, VE3IA — Despite being off the air for two weeks because of illness, ATR heads the traffic list for this section. GI is active on 50 Mc., and also is Net Manager of the Ontario section net. Regular reporters into OSN are AFK, ATR, HBH, BIU, BL, BME, BMG, BNC, BOZ, BUR, BVR, DGA, DU, EAU, EAM, GI, HP, OD, SG, TM, and WY. VD is busy TVing the rig. Recent visitors to Florida were DND and VZ. BPB solicits 3-meter contacts Saturdays and Sundays at 0930 EST. BUR includes two new masts in his rebuilding program. The Ottawa Amateur Radio Club combined meeting and spring auction. One for the book is the report from a "TV viewer" in Carleton Heights that the call signal of the amateur station giving him trouble was "CQ 75." Ottawa-Smithfalls traffic is very capably handled by CAU and MP. The Mohawk Radio Club enjoyed a talk on weather forecasts and how they serve industry given by Mr. McCormack of Dominion Weather Office. Hamilton ARC members were given a treat when RCAF instructors of radar and communication school gave demonstrations and theory lectures on the oscilloscope. Toronto and Hamilton Emergency Corps held simulated tests on 28 Mc. Taking part in Toronto were AHA, AJA, AMB, ARF, BQR, BRI, BYZ, DHG, DMC, KW, NO, and RU. DGZ was in charge of the Hamilton test. Manning headquarters were BHS, BKM, WE, Keith Bernard, and Alex Skelton. Mobile units were provided by BIK, BV, DND, JU, QT, and VZ. CY and HC, as VP5BP in the Caymen Islands, had many W/VE contacts and gave the gang a new country. Fine skeds with home were provided by DGZ. BL delivered one of his fine talks and demonstrations on "Micro-Wave Transmission" to the Kitchener-Waterloo Radio Club. Traffic: (Feb.) VE3ATR 176, BUR 123, GI 97, WY 89, TX 83, IA 77, EAM 58, BJV 41, DU 36, AYW 33, EAU 17, SG 16, DFE 5, VD 2. (Jan.) VE3GI 52, TO 16, DFF 3.

QUEBEC DIVISION

QUEBEC — SCM, Gordon A. Lynn, VE2GL — SEC: BR, BK, having completed his term as president of MARC, now finds more time for ham activity, and now is ORS, AQE and AQT are new hams in Lachine. FX is heard on 14 and 28 Mc. after a long lay-off. EC maintains skeds with AEM, AGP, ZG, and VE, and reports AM, ZG, TR, PY, and others with their calls on license plates in his area. AGG skeds AFARS regularly and is bearing down on getting the new rig with 813 final completed. CA reports just routine operating, traffic dropping off, and DX most difficult to work. AAO took part in the Frequency Measuring Test on Feb. 8th and has a new recorder with which to record his observations of modulation, etc. FG has a new all-band rig, VFO-controlled with 813 in the final. PQN continues active, but with traffic light LO, AKJ, CD, AMB, and XR are the most regular attenders. FT has gone a.f.m. on 14 Mc. to get away from BCI. When this appears it will be time to getting the portable gear polished up ready for Field Day. Those who have participated in the past are looking forward to this year's event, and those who have not participated are urged to get some gear together and form a group or join an active group. More reports of activity are needed. Let's have them. Traffic: VE2CD 80, AMB 54, CA 46, EC 13, GL 7, AKJ 6, AO 6, LO 3, BK 2.

VANALTA DIVISION

ALBERTA — SCM, Sydney T. Jones, VE6MJ — AO is reported to be organizer of the AFARS Net. EO visited Calgary recently in connection with his duties as city elec-
(Continued on page 118)




WE'RE ON OUR TOES TO SERVE YOU BETTER, QUICKER, MORE EFFICIENTLY!

Fellows — you'll be glad to know that after months of planning, we've now completed the installation of enlarged, streamlined offices, new inventory controls, automatic bookkeeping machines, electric typewriters, and expanded warehouse facilities. This means faster and more efficient service from WRL — one of The World's Largest Distributors Of Amateur Radio Transmitting Equipment. Our new facilities enable us to offer you the most personalized service anywhere. **WE FINANCE OUR OWN PAPER, MAKING IT CHEAPER FOR YOU TO BUY FROM US.** Our large volume of sales means — More Liberal Trade-Ins, Lower Down Payments, and Faster Service. Special attention given to foreign orders through our special Export-Import Office — cable address WRL1.

Leo I. Meyerson WØGFQ


SEND TODAY



NEW WRL 400-B GLOBE KING TRANSMITTER

High Power — More Watts Per Dollar
Our newest model with increased power—420 watts Phone, 420 watts CW. Incorporates some of the latest TVI protective features. Efficient performance on all bands — 10 to 160 on phone and CW. Provisions for ECO. Complete with tubes, meters, and one set of coils. Low Down Payments.

KIT FORM WIRE-TESTED
\$475.00 \$495.00



NEW WRL 165 WATT GLOBE CHAMPION TRANSMITTER

More Watts Per Dollar
R. F. Section a complete 165 watt XMTR. Provisions for ECO. Automatic fixed bias on Final and Buffer. Class B Speech Modulator. 165 watt input — 10 thru 160 meter bands. Complete with tubes, meters, and one set of coils. Low Down Payments.

KIT FORM WIRED
\$329.50 \$349.50

FREE!

NEW 1952 WRL CATALOG



NEW WRL LOG BOOK

For mobile or fixed stations. Spiral binding—turns up—lies flat. Full column log listing all FCC required info. Log will accommodate 1,525 stations. Front and back covers show "Q" signals, phonetic alphabet, and amateur international prefixes. **25¢**


GIANT RADIO REFERENCE MAP



Just right for your control room walls. Approximately 28" x 36". Contains time zones, amateur zones, monitoring stations. Mail coupon today and..... **25¢**

CU ON 10-20 & 75 METERS

NEW ELMAC-A54 UNDER DASH XMTR



VFO or Crystal control. Direct-reading. VFO on all bands—75, 20, 11, 10. • Plate modulation • Completely band-switching, fone or CW. • 50 Watts max. input. Power required: 300-500 V.D.C. at 250 ma., 6.3 V AC or DC at 4.5A. • Uses 3-6AG5, 6AR5, 6C4, 12AU7, 2-6L6G, 807, (included). • Only 7 1/2" x 7 1/2" x 12", 14 1/2 lbs.
For carbon mike input\$139.00
For dynamic or crystal mike.....\$149.00
Power Supply, 110 Volt AC.....\$ 39.50

WRITE FOR DETAILED SPECIFICATION EQUIPMENT SHEETS

WRITE WIRE

PHONE 7795

World Radio
LABORATORIES COUNCIL BLUFFS, IOWA

World Radio Laboratories, Inc.
744 West Broadway
Council Bluffs, Iowa

Q-5

Please send me:

- New Log Book
 New Catalog
 Radio Map
- ELMAC-A54 Info
 Globe King Info
 Globe Champion Info
 Used Equipment List

Name _____
Address _____
City _____ State _____


ALLIED RADIO CORP.

833 W. JACKSON BOULEVARD
CHICAGO 7, ILLINOIS

Hallcrafters

NEW SX-73 COMMUNICATIONS RECEIVER "A Gibraltar of Stability"

It is the ultimate in all-wave receivers . . . this jewel of precision craftsmanship! Refined in even the smallest detail, the SX-73 meets the tough military communications specifications. Hallcrafters is proud to place its name on the SX-73.



HALLCRAFTERS SX-73

Turn to
Page 5
for complete
specifications
and frequency
range

WE'RE READY
ON

15

METERS
ARE YOU?

2 and 3 Element Arrays
ALSO
20-10-2 Meter Beams

Attention

CD
OFFICIALS

Whether you are using Amateur frequencies or a special assigned frequency, HY-LITE assures you the finest in construction and performance. Send us your specifications and freq. for our quotation. • You're RIGHT with HY-LITE.

SEE YOUR DEALER OR WRITE
DEPT. S-2 FOR PRICES

HY-LITE
BEAMS
HY-LITE
BEAMS
HY-LITE
BEAMS
HY-LITE
BEAMS
HY-LITE
BEAMS
HY-LITE
BEAMS

HY-LITE Antennae INC.

Makers of Fine Antennas for AMATEUR - FM - TELEVISION

242 EAST 137TH ST. NEW YORK 51, N. Y.

trician. DZ has returned to 3.8-Mc. 'phone with higher power. The camera bug seems to have bitten HK. HL says he is QRL working for a living but has started his final for 7 Mc. PV wishes each day was twenty-four hours longer to enable him to get all the jobs done. KO has resigned as EC for Lethbridge. JJ is organizing the 6-motor gang in Medicine Hat. FF was heard in Edmonton operating mobile while en route to Wetaskiwin. JP and MJ attended two-day lodge reunion. FM is in Edmonton attending the sitting of the Provincial Legislature. HM has been appointed a member of the Provincial Civil Defense Coördination Committee. EH has been experimenting with top-loaded antenna on his mobile. One turn makes quite a difference. Teddy, I have received confirmation of my reelection as your SCM for a third term. Thanks, gang, I shall do my best to warrant your confidence. Please send in your reports regularly and let's make this column really interesting. Traffic: VE6HM 142, YM 33, MJ 5, HL 3.

BRITISH COLUMBIA — SCM, Wilf Moorhouse, VE7US — Reports were received with thanks from AC, AIO, AMJ, QC, TT, DD, and DH. The BCARA Cup was awarded to XW. Mobile gatherings have been replanned for the summer; we need an active Asst. EC for this job. The fraternity lost an old friend, Mrs. JF, whose passing is felt by all hams. The BCARA president this year is FB, succeeding KC. The 5 p.m. Net still is active, as is the 6 p.m. AREC Net. C.d., Red Cross, and RCMP have registrations of active AREC personnel. Your SCM and SEC worked on this project and many hours were spent in organizational detail. All amateurs are invited to join AREC (c.d.) and get on the lists. The OOs were busy during the Contest covering unethical operation. ACC, AHF, AQS, ASB, AQB, GP, DH, LP/7, PN, and SH were covered in the report from the Nanaimo Area. AGE, AEP, FP, SO, AQQ, YE, AO, OQ, QC, ALJ, YI, QZ, JG, TT, SF, PO, CB, ACM, AAZ, KA, MT, TT, JG, XV, and LP were all visited by the SCM last month. This is not work, though; it's always a pleasure! Many 20-meter stalwarts are heard on 75 meters. 10, 20, and 40 meters are spotty. We expect to have picnic-meetings for the AREC boys in three locations during the summer, one in each section which can become an "open-forum" AREC discussion. The Regional ECs would M.C. these picnics. Traffic: VE7AA 34, QC 24, DH 21, DD 15, AC 14, AIO 2, TT 2.

PRAIRIE DIVISION

MANITOBA — SCM, A. W. Morley, VE4AM — It is with regret we report the passing of two Winnipeg amateurs, ZR and JA. Our deepest sympathy to both their families. AY is a new call at Haskett and RT is new in Winnipeg. JY and OS are new 'phones on 75 meters, with the former promptly joining the 'phone net. RX has joined brother, ex-TX, in California. HL has gone commercial with a TBS-50, a Viking and an HQ-129X. MARC has applied for affiliation with ARRL. DU reports regularly and is rebuilding the final. Thanks to BARC for the following: BD, Deloraine, and HT, of Hartney, along with EA, who had his call 6 hours, visited the BARC meeting. EF has p.p. 813s VFO on 80 and 75 meters. 5C/W now is in Winnipeg. 50 Mc. is being pushed, with YW and CT active. YW runs transmissions on this band nightly at 1900 for experimental purposes. Ex-AW is back in the section and is signing EW. A new appointment is that of RB as OO. This is a much-needed appointment and Doc is to be congratulated on taking on the job. Traffic: (Feb.) VE4AM 92, HG 84, HP 80, DJ 22, DQ 22, CI 16, CE 14, ER 11, QD 6, DU 4, JM 4, GQ 3, HL 2. (Jan.) VE4AM 82, QD 16, GQ 4.

SASKATCHEWAN — SCM, Harold R. Horn, VE5HR — The change of time to 1830 hours for the 'phone net has been proving advantageous and will remain at that time until conditions are more stable on 75 meters. Two organizational meetings were held during February by your SCM. At Tisdale the various phases of amateur radio were discussed. The need for that district being organized in the AREC was brought forth. As a result FS has been appointed Tisdale Area EC and your help and cooperation is needed. It was suggested that all stations having their own power should be known by the SEC and a drill of these stations held. Advise BZ if you are in this category. At Regina, the chief subject was the coming hamfest to be held there June 30th and July 1st. Civil defense, AREC, and ways to improve the 'phone net and the organization of a c.w. net were discussed. LY has been appointed Yorkton Area EC and will need the assistance of hams in that section. BV is installing 10-watt mobile rig for 75 meters. TE puts out a nice signal with his new rig. BJ has new Eddystone receiver. PR is new on 'phone from Lac La Ronge. EE, JF, JK, and CO held Sunday skeds on 50 and 144 Mc. but still are hoping for their first contact. They invite heard reports: Traffic: VE5BV 27, TE 25, HR 19, PJ 18, DD 2, FG 1.

SWITCH TO SAFETY!





Our 29th Year
QUALITY - PRICE
DEPENDABILITY

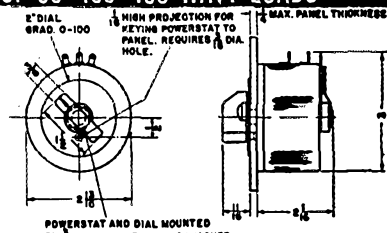
THE NEW MODERN ANSWER
TO VARIABLE A-C VOLTAGE CONTROL
OF 50 - 100 - 150 WATT LOADS

SPECIALS

Rack panel cabinet - 8 3/4" panel space	\$11.00
Double Vee antennas	3.88
Stacked dubl vee with Q bar	8.71
100 ft. coll. 300 ohm lead	2.19
RG/59U coax cable, 72 ohm, per ft.	.06
#14 enamel, 100 ft. coll	.95
#12 enamel, 100 ft. coll	1.25
#10 enamel, 100 ft. coll	2.45
1/25W. neons with leads	.08
2 1/2 W. argons	10 for 1.50
Pilot assemblies with dimmer	.19
6 ft. cheater cords, each	.29
1 1/4 x 19 alum. panel (black or gray)	.50
3 1/2 x 19 alum. panel (black or gray)	.94
5 1/4 x 19 alum. panel (gray only)	1.29

ALUMINUM CHASSIS

7x 9x2	\$1.03
7x11x2	1.06
7x13x2	1.20
10x14x3	1.97
7x15x3	1.76
7x17x3	1.91
8x17x3	2.03
10x17x2	1.91
10x17x3	2.20
11x17x3	2.29
12x17x3	2.67
13x17x3	2.82



Type 10 POWERSTAT

MORE EFFICIENT than the wasteful, heat-dissipating resistance type controls, LESS SPACE is required. Not only is it compact but since it does not produce heat there is no ventilation problem.

RUGGEDLY CONSTRUCTED for long life and dependable service.

EASILY ADAPTED to any load within its rating. SMOOTH CONTROL is assured by glass smooth commutator surface and advanced winding technique.

CONSERVATIVELY RATED with rated output current available at any brush setting.

SIMPLE MOUNTING to back-of-panel by means of a single hole. Locked in position by keying arrangement.

INPUT OUTPUT 1 lb., 13 oz.

120 Volts 0 - 120 Volts

60 Cycles 0 - 132 Volts

1 Phase 1.25 Amperes

\$8.50
150/165 VA

STEEL CASES

Black Crackle Finish	
4x4x2	\$.70
4x5x3	.80
6x6x6	1.10
12x7x6	2.13
15x9x7	2.88

DC to AC Converter. 6V DC-110V AC-60 cycles 40-45 watts. Will fit into cigar lighter of any car to supply power for portable radios, phonographs, electric shavers, fluorescent lites... 9.95

FLEXI-MOUNT ALUMINUM BOXES

Gray Hammerloid finish	
435 2 1/8 x 2 3/4 x 1 3/8	\$.69
436 2 1/8 x 3 1/4 x 1 3/8	.69
437 2 1/8 x 4 x 1 3/8	.72
438 2 1/4 x 4 x 2 1/4	.95
439 2 1/4 x 5 x 2 1/4	.98
441 3 x 5 1/4 x 2 1/4	1.05
440 4 x 5 x 3	1.08
442 5 x 6 x 4	1.33
443 5 x 7 x 3	1.49
447 5 x 17 x 4	3.75
444 6 x 8 x 3 1/2	2.18
445 6 x 10 x 3 1/2	2.69
446 7 x 12 x 4	3.19

FILAMENT TRANSFORMERS

For Amplifier, Amateur, Industrial Use. Pri. 115 Volts, 60 Cycles

Type No.	Sec. Volts	Sec. Amp.	Insulation Volts	Dimensions			List Price
				H.	W.	D.	
P-2339	2.5 c.t.	5	2500	2	3 1/4	1 5/8	\$2.20
P-2340	2.5 c.t.	10	7500	3	3 3/4	2 1/8	3.38
P-3042	2.5 c.t.	10	10000	2 3/8	3 3/4	2 1/8	3.48
P-2340	5 c.t.	3	2500	2	3 1/4	2 1/8	2.50
P-2341	5 c.t.	6	2500	2 1/4	3 1 1/4	1 3/4	2.94
P-2342	5 c.t.	12	2500	3 1/4	2 1 1/4	2 3/8	4.06
P-2342	5 c.t.	30	2500	3 1/4	3 1/4	3	6.47
P-2344	6.3 c.t.	1	2500	1 1/2	2 1/2	1 1/4	1.65
*P-3074	6.3 c.t.	1.2	5000	2	3 1/4	2	2.12
P-2345	6.3 c.t.	2	2500	2	3 1/4	1 5/8	2.12
P-2346	6.3 c.t.	3	2500	2	3 1/4	1 3/4	2.50
P-2347	6.3 c.t.	6	2500	3	3 3/4	2 1/8	3.24
P-2348	6.3 c.t.	10	2500	3 1/4	2 1 1/4	2 3/8	4.41
P-2360	7.5 c.t.	4	2500	2 3/8	3 1/4	1 3/4	2.94
P-2361	6.3 c.t.	3	2500	3	3 3/4	2 1/8	4.06
P-3041	6.3 c.t.	3	2500	2 1/2	4	2 1/4	4.06
P-3143	7.5 c.t.	8	2500	3 1/4	2 1 1/4	3 1/4	5.00
P-3145	10 c.t.	5	2500	3 1/4	2 1 1/4	3	5.00
P-3146	10 c.t.	10	3000	3 1/2	3 3/4	3 3/4	5.88
P-2359	12.6 c.t.	2	2500	2	3 1/4	1 3/4	2.45
P-2362	25.2 c.t.	1	2500	2	3 1/4	1 3/4	2.45
P-2363	12.6 c.t. or 25.2	7	2500	3 1/4	2 3/4	3 1/4	5.88

*Indicates TV Replacements.

POLYSTYRENE ROD AND TUBING

TUBING 12" LENGTHS

O.D.	I.D.	WALL	PRICE
1/4	1/8	.062	\$.07
5/16	3/16	.062	.10
3/8	1/4	.062	.13
1/2	3/8	.062	.18
5/8	1/2	.062	.23
3/4	5/8	.062	.29
1	7/8	.062	.38
1 1/2	1 1/4	.125	1.13
2	1 3/4	.125	1.50

ROD 12" LENGTHS

O.D.	Price	O.D.	Price
1/8	\$.03	3/4	\$.80
3/16	.06	7/8	1.15
1/4	.10	1	1.55
5/16	.16	1 1/4	2.30
3/8	.21	1 1/2	3.30
1/2	.40	1 3/4	4.50
5/8	.57	2	5.90

If not rated 25% with order, balance C. O. D. All prices F. O. B. our warehouse New York. No order under \$2.00 We ship to any part of the globe.

LEEDS RADIO CO.

75 Vesey Street
COrtlandt 7-3440

Dept. QS 5
New York City 7

Both Rod and Tubing also available in 48" lengths to order.

ATTENTION MOBILE HAMS

Complete mobile package — nothing else to buy. Outstanding mobile signals use motorola equipment — backed by years of communication equipment experience — World's largest producer of 2-way mobile equipment.

A mobile transmitter with a double feature FM or AM at flip of the switch, the MOTOROLA FMT-30-DMS (27-30 MC.).... **\$130.00**

P-7253 spring base rear — mount antenna **\$23.13**

New Gon-set Tri-Band Spread Converter... **\$47.60**

MOTOROLA P-69-13 or 18-ARS receiver with special noise limiter for use with any converter having 1440-3000 KC..... **\$60.00**

3-30 famous Gon-set converter, complete to connect to the P-69-13 or 18-ARS receiver. **\$44.75**

P-327-E Fire wall loud speaker ... **\$5.00**

The above comes complete with all necessary accessories and mounting hardware. Order direct or through the Motorola National Service Organization member in your area.

NOTE: This Receiver and Transmitter is equipment which has been returned from the field, modified and rebuilt for Amateur Service.

For further information write to:

MOTOROLA INC.

Amateur Sales Dept. QST — May
1327 W. Washington Blvd. Chicago 7, Illinois
Attention: Harry Harrison, W9LLX, Tel. Taylor 9-2200 Ext. 161

HUDSON RADIO & TELEVISION CORP.


48 WEST 48TH STREET
NEW YORK 19, NEW YORK

Hallicrafters

NEW SX-73 COMMUNICATIONS RECEIVER

"A Gibraltar of Stability"

It is the ultimate in all-wave receivers . . . this jewel of precision craftsmanship! Refined in even the smallest detail, the SX-73 meets the tough military communications specifications. Hallicrafters is proud to place its name on the SX-73.



HALLICRAFTERS SX-73

Turn to
Page 5
for complete
specifications
and frequency
range

A 50-Mc. Transmitter-Receiver

(Continued from page 21)

The three r.f. coils of the transmitter section were checked by the grid-dipper to determine if they would cover the 6-meter band with leeway. Initial adjustment of the three r.f. coils of the receiver was also done approximately with the grid-dipper, after which they were tracked in the conventional manner.

The oscillator is on the high side of the signal frequency and the mixer and antenna circuits are tracked to it by coil squeezing and plate bending. The transmitter, in practice, does not use a plate current meter. In some units a single-turn loop in series with a dial light bulb is coupled permanently to the output tank. Maximum brilliance indicates resonance. The antenna coil is coupled up until the bulb becomes very dim, keeping the plate tuning capacitor adjusted for maximum brightness, of course. A somewhat better scheme is to place the bulb in series with the antenna coil, tuning for maximum brilliance. If the bulb is too bright at full output, it can be shunted by a capacitor of such a value as to give the desired brightness.

In the writer's unit, maximum output is determined by means of a field-strength meter, both tuning and antenna coupling being adjusted for maximum reading. This field-strength meter is a germanium crystal across which a 1-ma. meter is connected through two r.f. chokes. A 2-foot wire is connected to one side of the crystal, and the other end of this wire is looped around the base of the broadcast whip. The meter, which is mounted with the crystal in a small case, is set on the motor hood. If you use this method, don't forget to remove the meter before you drive off!

When changing frequency, a new crystal is plugged into the unit through the hole in the side of the cabinet. In some units this hole is omitted and a double crystal socket and a switch are used. The S-meter is plugged into the tip jacks and the oscillator tuning capacitor adjusted until a slight deflection is noted on the meter. The doubler plate tank is then peaked for maximum S-meter reading and the amplifier tank for maximum bulb reading or field strength. Then, the oscillator tank is tuned past the point of maximum S-meter reading until the meter reading suddenly drops to zero. The capacitor is then turned back until the S-meter again suddenly reads and should be left tuned slightly below this maximum. This insures prompt starting of the crystal when the B + switch is turned off and on. If the above procedure is not followed, parasitic oscillation may occur and the parasitic seems to prefer TV Channel 4!


Extensive use in several ham shacks and a demonstration at one of the local radio clubs have shown this design to be substantially TVI-free in the Boston area, where Channels 4 and 7 are in use. There is a possibility of 4th-harmonic trouble in the top three channels, and

(Continued on page 120)

LOOK STEINBERGS LOOK


SUPER SPECIALS

JACK BOXES




(A) BC-345. 3 1/2" x 3" x 1 1/4" aluminum, 2 standard open-circuit jacks, 3-position switch, 6-contact banana plugs and jacks.
 (B) BC-1366. 4 1/4" x 3" x 2 1/4" aluminum, 1 standard open-circuit jack, 1 3-circuit mike jack, 150,000 ohm volume control, 5-position switch, 11-contact banana plugs and jacks.
 (C) BC-213. 5 1/4" x 2 3/4" x 2 1/4" aluminum, 1 standard open-circuit jack, 1 3-circuit mike jack, 150,000 ohm volume control, 4-position switch, 8-contact banana plugs and jacks.

YOUR CHOICE 30¢



CONDENSER SPECIAL

75 mmf. 4250 peak voltage, ceramic button insulation, adjustable spacing, straight-line capacity, precision construction, 3 1/4" long, 1 3/4" wide, shaft 1/4" x 1", adjustable tension, 1 standard double-bearing. **89¢**



8/8/8 MFD. 500 V. D.C.

Triple 8 mfd. 500 working volt D.C. oil-filled condenser, common negative, solder terminals, hermetically sealed, 5" x 3 3/4" x 2 1/4". A one-time buy. **\$1.95**



GRID BIAS CONTROL

2500 ohm, 25 watt famous make potentiometer, perfect grid bias control for panel mounting, excellent heavy-duty P.A. speaker volume control, TV focus control, worth \$5.20 list, brand new. **69¢**



PHOSPHOR BRONZE AERIAL

125 ft. of the finest aerial wire obtainable. 42-strand phosphor-bronze with linen center. Will not stretch, very high tensile strength, diameter approximately same as No. 14 copper, very flexible. Excellent for transmitting or receiving antenna, control cable, guy wire. Regular list \$4.95. **90¢**

MINIMUM ORDER \$2.00. Send 20% deposit with COD orders. Please include sufficient postage or instruct us to ship by Express Collect. Overpayment will be refunded by check.


ELMAC-A54 Under-dash Mobile Xmtr.



VFO or Crystal control. Direct-reading VFO on all bands—75, 20, 11, 10. • Plate modulation • Completely band-switching, fane or CW. • 50 Watts max. input. Power required. 300-500 V.D.C. at 250 ma., 6.3 V AC or DC at 4.5A. • Uses 3-6AG5, 6AR5, 6CA, 12AU7, 2-6L6G, 807, (included). • Only 7 1/2" x 7 1/2" x 12", 14 1/2 lbs.
 For carbon mike input. **\$139.00**
 For Dynamic or crystal mike. **\$149.00**
 Power Supply, 110 Volt AC. **\$ 39.50**
 ELECTRO-VOICE 210 Mobile Carbon Mike. **\$ 17.10**
 ELECTRO-VOICE 600D Mobile Dynamic Mike. **\$ 23.10**

MORROW 3-BAND CONVERTER

- No Images or Birdies
- Automatic Noise Limiter—Built In
- 1-Microvolt Sensitivity—All Bands
- Antenna Trimmer on Front Panel
- Beautiful Grey Hammertone Finish
- Drift-free, Pre-calibrated Oscillator
- Full Width Dial—Calibration Accuracy 1%
- AVC On Preselector, No Strong Signal Blocking
- I.F. Amp. with 4 Tuned Circuits, Output 1525 Kc.
- Complete with Mounting Hardware, Manual
- Case—Height 4", Width 5 1/2", Length 6 1/2"



\$64.95

HI-Q. 20 coil to base load 96" whip. **\$8.95**
 HI-Q. 75 coil to base load 96" whip. **\$7.95**

MASTER MOBILE UNITS

All-band center-loaded antenna for 75-20-10, specify coil wanted, less mount. **\$6.75**
 100-96S. Stainless Steel 96" threaded whip. **\$5.25**
 9-96T. Silicon-Chrome 96" threaded whip. **\$3.75**
 100-60S-60". "All-Band" top section only. **\$4.95**
 132. Tapered spring universal body mount. **\$8.75**
 132X. Heavy-duty universal body mount. **\$9.85**
 132J. Junior model universal body mount. **\$4.17**
 140. Tapered spring bumper mount. **\$6.55**
 140X. Heavy-duty bumper mount. **\$7.65**
 140J. Junior model bumper mount. **\$4.17**



Steinbergs

633 WALNUT STREET • CINCINNATI 2, OHIO

Your order will receive my personal attention and will be shipped the same day order is received. We distribute all top-flight amateur lines... let us know what you need.
 73, Jule Burnett, W8WHE

HARVEY RADIO CO., INC.


103 WEST 43RD STREET
NEW YORK 18, NEW YORK

Hallicrafters

NEW SX-73 COMMUNICATIONS RECEIVER

"A Gibraltar of Stability"

It is the ultimate in all-wave receivers . . . this jewel of precision craftsmanship! Refined in even the smallest detail, the SX-73 meets the tough military communications specifications. Hallicrafters is proud to place its name on the SX-73.



HALLICRAFTERS SX-73

Turn to
Page 5
for complete
specifications
and frequency
range

adjacent-channel interference in Channel 2, but the low power of the rig and the shielding afforded by the metal cabinet should make treatment of any TVI that might arise a relatively simple matter.

This same unit can be duplicated for 10-meter operation and this has been done with very satisfactory results. The only change necessary in the transmitter is to increase the size of the three tank coils and the neutralizing coil. In the receiver, the three r.f. coil sizes will be increased. It is recommended, however, that the intermediate frequency be changed from 1.73 to about 900 kc. as the best compromise between image ratio and bandwidth. This can be done by replacing the 100- μ fd. silver mica capacitors of the present i.f. transformers with 360 μ fd.

Happenings

(Continued from page 24)

F.C.C. NOTES

In February Wayne Coy, who had served as FCC's chairman since late 1947, resigned the post to enter private industry. Paul A. Walker, who has been a commissioner since FCC's inception, was named the new chairman by President Truman and promptly confirmed. To fill the vacancy the President named Robert T. Bartley, former administrative assistant to Speaker of the House Sam Rayburn, and a former Telegraph Division Director of FCC.

A new district office, No. 24, has been established by FCC with headquarters at the Briggs Building, Washington, D. C., and covering metropolitan Washington — specifically, the boundaries of the District of Columbia extended 10 miles in all directions.

Midget 50-Watter

(Continued from page 80)

high-voltage lead. The meter should be capable of reading at least 200 ma., and should be connected so that its positive terminal goes to the supply, with the other lead going to the high-voltage input terminal of the transmitter. Apply plate and screen voltage to both stages, close the key, and resonate the amplifier tank circuit by turning C_8 until the meter reading dips sharply. If a 3.5-Mc. crystal is used, the dip will be near the maximum-capacity point on the condenser (plates fully meshed). With 7-Mc. crystals, the dip will be near minimum capacity. Current at the dip should be no more than 5 or 10 ma. Don't allow the transmitter to operate this way for more than a few seconds, because the screen-grid current in the amplifier is excessive under no-load conditions. In this rig, it is not advisable to use 3.5-Mc. crystals when 7-Mc. output is desired, because the grid drive available from the untuned oscillator plate circuit is insufficient to

(Continued on page 122)

Turn "Pro" With
The Top Circuit

YOUR AMATEUR EXPERIENCE MAY
QUALIFY YOU FOR A HIGH-PAYING
ELECTRONICS OR RADIO POSITION
WITH BENDIX RADIO.



These jobs open:


- LAB TECHNICIANS
- TECHNICAL WRITERS
- DRAFTSMEN
(MECH. & ELECT.)

BENEFIT FROM high wages,
modern, air-conditioned plant, paid vaca-
tions and holidays, group insurance and
a good chance for advancement. Housing
immediately available.

Write, Wire or Phone
MR. E. O. COLE Dept. L

Bendix Radio
DIVISION OF BENDIX AVIATION CORPORATION
BALTIMORE-4, MD. Phone: TOWSON 2200
*Makers of the World's Finest
Electronic Equipment*

QST is



1ST

to be reached for
because

it contains the information on amateur radio you want—from the timely editorial—through many technical articles for the Novice to Extra-Class operator—to latest and complete news on developments affecting amateur radio—plus many special interest columns on v.h.f., DX, YLs, Operating News—and latest information from manufacturers and distributors in the advertising pages. *QST* is cover-to-cover reading . . . edited and written by amateurs for amateurs.

QST and ARRL Membership
\$4 in U.S.A., \$4.25 in Canada
\$5 elsewhere

QST is COMPLETE

The American Radio Relay League, Inc. ♦ West Hartford, Connecticut


RADIO SHACK CORPORATION

167 WASHINGTON STREET
BOSTON 8, MASSACHUSETTS

hallicrafters

NEW SX-73 COMMUNICATIONS RECEIVER "A Gibraltar of Stability"

It is the ultimate in all-wave receivers . . . this jewel of precision craftsmanship! Refined in even the smallest detail, the SX-73 meets the toughest military communications specifications. Hallicrafters is proud to place its name on the SX-73.



HALLICRAFTERS SX-73

Turn to
Page 5
for complete
specifications
and frequency
range

BUY OF A LIFETIME! TRIED AND PROVEN THE WORLD OVER



LETTINE MODEL 240 TRANSMITTER WITH MOBILE CONNECTIONS AND A.C. POWER SUPPLY

This outstanding transmitter has been acclaimed a great performer throughout the world. It is excellent for fixed station, portable or mobile operation. Even if you have a transmitter of your own you can't afford to miss this wonderful buy, direct from our factory, ready to operate.

The 240 is a 40 watt Phone CW rig for 160 to 10 meters, complete with: (8 x 14 x 8) cabinet, self contained A.C. power supply, MOBILE connections, meter, tubes, crystal and coils for 40 meters. Tubes: 6V6 osc., 807 final, 6SJ7 crystal mike amp., 6N7 phase inverter, 2 6IL6's mod., 5U4G rect. Weight 30 lbs. I.V.I. instructions included. 90-day guarantee. Price \$79.95.

\$25 deposit with order — balance C.O.D.

Coils for 80, 20 and 10 meters \$2.91 per set. Coils for 160 meters \$3.60. Equipped for CAP 4585 kc. \$83.50.

LETTINE RADIO MFG. CO.

62 Berkley St.

Valley Stream, N. Y.

permit efficient frequency doubling in the final.

The best way to couple power out of the transmitter and into the antenna is through an antenna coupler. The circuits of several suitable units are described in recent editions of *The Radio Amateur's Handbook*, along with suggestions for various antennas. In selecting a coupler for this rig, be sure that it has provisions for variable coupling through either a swinging link or a variable coupling condenser, because the output link in the transmitter is fixed.

Adjust the coupler so that the amplifier stage is loaded to 100 ma. maximum. Recheck the tuning of C_8 to be sure that the circuit is still resonant. The dip at resonance will be much less pronounced when the load is coupled to the stage but it should still be possible to notice a dip of a few milliamperes. If it is necessary to tune C_8 more than a few dial divisions away from its no-load setting to restore resonance, decrease the coupling between the rig and the coupler slightly and try again. In some instances it may even be necessary to change the method of connecting the antenna to the coupler to get satisfactory operation. This you can tell by experimenting along the lines suggested in the *Handbook*.

When the rig is put into actual operation, metering can be done by connecting the meter in series with the key leads once you've determined the proper settings to obtain full loading of the amplifier stage. When connected this way, the meter reads the total of all grid, screen, and plate currents flowing in the transmitter, so the reading will be considerably over 100 milliamperes. The oscillator plate and screen currents total about 25 ma., the amplifier screen current runs about 5 to 8 ma., and the amplifier plate current about 100 milliamperes. Grid currents in both stages total only a milliampere or so, and can be disregarded insofar as their contribution to the total meter reading is concerned.

Wavelength Factor

(Continued from page 36)

poor if the i.f. is too low.) There do exist, however, special balanced circuits employing two crystals for the suppression of local-oscillator noise. On the other hand, if the i.f. is too high, the noise originating in the i.f. amplifier itself may be excessive. At a carrier frequency of 3000 Mc. the optimum i.f. is about 30 Mc. By careful design the natural trend of deterioration of noise figure with the increase of frequency may be confined to surprisingly small limits. Even throughout most of the useful microwave range noise figures of 100 (20 db.) or less may be obtained.

It is frequently desirable to sacrifice the high performance of the superheterodyne for simplicity or compactness. At the low frequencies, the regenerative detector, preferably preceded by an r.f. amplifier, is probably the best "second

(Continued on page 124)

Lafayette

**your open door
to HAM VALUES
... for 31 years**



Scotty Says


Lafayette, a pioneer in Hi-Fi equipment, offers you fellows who are interested, many excellent items for your consideration. Note the Triad items. 73
DUNCAN SCOTT W2LAL



LYSCO MOBILE TRANSMITTERS

10-11, 20, 75
METER BANDS
All With Tubes


P21208 - LySCO A129T. 10-11 meters. }
P21209 - LySCO A114T. 20 meters. } **33.55**
P21210 - LySCO A175T. 75 meters. }



BELL 3-SPEED TAPE RECORDER RT65B. 124.30

We can also supply the following tape recorders: Brush, Dukane, Eicor, Magnecord, Masco, Pentron, Presto, Revere, Tapemaster and Webcor.

NATIONAL SW-54 RECEIVER 49.95



HALLICRAFTERS RECEIVERS

Model S-76169.50
Model SX-71199.50
Model R-46 speaker 19.95

HI-FI EQUIPMENT

TUNERS

Meissner 8CC FM 47.97
Lafayette FM 68.69
Radio Craftsmen C-10 AM-FM131.50
Browning RJ-20B AM-FM175.19

AMPLIFIERS

Bell 2122A 49.45
Bogen PX-15 94.28
Craftsmen C-500 99.50
Brook 12A3198.00

SPEAKERS

University 6201 44.10
Lansing D-130 70.40
Jensen H510 90.85
Alltec 604B & N1000B crossover159.00




TRANSFORMERS

Complete line of Triad Transformers to fill all requirements. Designed for use in military, civilian, Hi-Fi, P.A., laboratory and amateur equipment. For new and replacement use in hermetically sealed, cased and uncased types. Write for complete Triad catalog.



C16A choke4.27
C31A choke4.27

Lafayette TWO-WAY INTERCOM



Complete 2-way system with tubes (50B5, 35W4, 12AT6), cord, plug and 50 feet of hookup wire. For 110V. AC or DC operation.
P24999.....**1795**

free



Complete electronic equipment buying guide for the radio amateur, experimenter and service engineer. Drop in for Free Copy

Lafayette Radio



Radio Wire Television Inc.

NEW YORK 13, N. Y.
100 SIXTH AVENUE
REctor 2-8600

BOSTON 10, MASS.
110 FEDERAL STREET
HUBbard 2-7850

NEWARK 2, N. J.
24 CENTRAL AVENUE
MARket 2-1661

BRONX 58, N. Y.
542 E. FORDHAM RD.
FORDham 7-8813

NOW . . . AS FOR MANY YEARS . . .

THE OVERWHELMING FAVORITE OF AMATEURS



ASTATIC

D-104 MICROPHONE

OLDTIMERS or newcomers—it makes no difference in the matter of microphone preference among Hams. Now, as for many years, an overwhelming majority prefer and use the famous Astatic Model D-104. Outstanding performance features are high output level (approx. —45 db) and definitely reduced R.F. feedback tendencies. A model employing ceramic element, with performance comparable to the crystal unit except for slightly lower output, is also available. If you would like complete details on the D-104 or other Astatic Mikes, please write.



EXPORT DEPARTMENT: 401 Broadway, New York 13, N. Y. CABLE ADDRESS: ASTATIC, New York.

FEDERATED PURCHASER, INC.


66 DEY STREET
NEW YORK 7, NEW YORK

hallicrafters

NEW SX-73 COMMUNICATIONS RECEIVER

"A Gibraltar of Stability"

It is the ultimate in all-wave receivers . . . this jewel of precision craftsmanship! Refined in even the smallest detail, the SX-73 meets the tough military communications specifications. Hallicrafters is proud to place its name on the SX-73.



HALLICRAFTERS SX-73

Turn to Page 5 for complete specifications and frequency range

choice." At somewhat higher frequencies the regenerative detector is replaced by the superregenerative detector. In the u.h.f. and microwave range the crystal detector followed by an audio (or video) amplifier using common receiving tubes would probably be the best "second" choice since it avoids the noise of high-frequency tubes and also the complication of the elaborate power supply required by them.

[In the third article of this series, to appear in an early issue, the information contained in this and the first article will be utilized in reaching conclusions as to the optimum bands for both general amateur activities and civil defense work. — Ed.]

How's DX?

(Continued from page 67)

there ain't no such animal as F785P. This Paris SHAPE Hq. station's call really was F78HP and it is no more. F3HK hastens to point out that French calls are under no circumstances three-lettered . . . Giving our practically non-existent French a terrific workout, FF8AC writes of his removal to France. He shipped out over 2000 QSLs via bureaus. After six months at home he'll head for another juicy DX spot. Yvon was D5AT for a period just after the war. . . . PK4DA informs us of his travel itinerary in outline and this is how it stands: April 16th to May 10th, the West Coast and San Francisco (% W6UZX); May 10th to May 31st, en route New York City via Portland and Detroit; June 1st to June 15th, New York City; June 15th to July 15th, New England and vicinity. Arie's XYL will accompany him on this trek. PK4DA (ex-PA6UM) intends to remain in the U.S.A. and is without doubt one of the best-known overseas amateurs to visit our shores. We know the W/VE gang will roll out the carpet for him in traditional ham fashion! . . . "I'm convinced this is the country's worst DX QTH . . . used to be W2ECW in N. J. and with 50 to 60 watts worked more DX than I've worked in the State of Washington in five years with 200 to 400 watts." This lament from W7KIL in eastern Washington is no sour grape; we find in the files only one postwar Montana DXCC (W7KVU) and none in Idaho. About 90 per cent of W7 DXCCs were made from locations along the coast, these being postwar data.

Jeeves wanted to close this effort with a lim-erick of his own but we held him off. We have him looking for that word to rhyme with "orange."

BRAZIL'S 21-MC. CONTEST

Brazilian radio amateurs are sponsoring a special 21-Mc. contest during July to "warm" the band and to provide a test of propagation conditions. The 'phone section of the contest will start at 0301 GCT on July 5th and 19th and will end at 0300 GCT on July 7th and 21st. The c.w. section will start and end at the same hours on July 12th-14th and 26-28th. The transmitting contest is for PY stations, but amateurs of other countries may participate by logging PY stations called or calling and recording the date/time and series of figures sent by the calling station. The same PY station may be logged more than once, provided there is an elapsed time of at least two hours between each entry of that station. Listeners may claim 2 points for each correct logging. There will be special awards for winners.


Logs should be sent to LABRE, P. O. Box 2353, Rio de Janeiro D. F., Brazil, and should arrive there prior to October 31, 1952.

IN STOCK AT NEWARK...

THE LATEST IN LOW-COST FM AND AM INDUSTRIAL COMMUNICATIONS RECEIVERS

POLICALARM MONITORADIO

For Users of 2-Way Radio Equipment



POLICE • FIRE • TAXI • BUS • AIRCRAFT
MARINE • TRANSPORTATION • INDUSTRIAL

POLICALARM MODELS PR-8 AND PR-31


Cover Police, Fire, Truck, Taxicab, Transportation, Emergency Calls, Hospitals and Similar Services

High-frequency FM receivers covering 152-162 mc and 30-50 mc. Superhet circuits use ratio detector for quiet operation under "no signal" conditions. Sensitivity better than 10 microvolts for 50 milliwatts output. Selectivity, 100 kc. Drift compensated. Use 12AT7, 6B16, 19T8, 35B5, 35W4 rectifier. Include 5" PM speaker. In walnut plastic cabinets, 11x6x6". For 110-120 volts, AC or DC. Low power consumption—only 30 watts. Antenna impedance, 72 ohms.

98F100. Model PR-8. Covers 152-162 mc. For taxicab calls and similar services. With vertically mounted 16" stub antenna. Complete with all tubes. Shpg. wt., 8 lbs.

98F101. Model PR-31. Covers 30-50 mc. For police, fire, and emergency calls. Requires 6 to 8-ft. vertical wire antenna. Complete with all tubes. Shpg. wt., 8 lbs.

NET EACH..... **\$44.95**



MONITORADIO MOBILE MODELS M-101 AND M-51

6-volt battery operated FM receivers covering 152-162 mc or 30-50 mc. Oscillators are drift-compensated and voltage-regulated for high stability. Include built-in 5" PM speaker. Circuits use 12AT7, 2-6B16, 6T8, 6AQ5, 0B2 voltage regulator and 6X4 rectifier. In gray metal cabinets, 4 1/2 x 6 1/4 x 10". With brackets for under-dash mounting. With tubes. Wt., 10 1/2 lbs.

98F102. M-101. 152-162 mc. NET EACH..... **\$72.50**

98F103. M-51. 30-50 mc.

MONITORADIO MODELS AR-2 AND AR-3

Low-cost AM receivers covering 108-136 mc or 118-149 mc. Monitor civilian and military aircraft frequencies—AR-3 even includes Amateur 2-meter band. Sensitivity, 3 microvolts; selectivity, 50 kc at 3 db down. Feature improved quieting control and drift compensation. Circuits use: 12AT7, 2-6B16, 12AX7, 50C5, 35W4 rectifier and 1N51 diode. 72 ohm antenna inputs. Include 5" PM speakers. In walnut plastic cabinets, 10 1/2 x 6 3/4 x 7". For 110-120 volts AC or DC. Wt., 7 lbs.

98F104. AR-2. 108-136 mc. NET EACH..... **\$49.50**

98F105. AR-3. 118-149 mc.



Covers the 2-Meter Band

SQUELCH ADAPTERS

Convert above to quiet standby.

S-19. For PR-8 and PR-31. Mounts inside cabinet. **98F120. \$12.50**


MS-119. For M-51 and M-101. In metal case. Attaches to side of receiver. **98F121. \$12.50**

Send for **NEWARK'S FREE CATALOG 51**
160 Page Electronics Reference Book

NOW SERVING YOU FROM OUR NEW STREAMLINED OFFICES

NEWARK
ELECTRIC COMPANY


223 WEST MADISON STREET
CHICAGO 6, ILLINOIS



LYSCO

TRANSMITTER- EXCITER TRANSMASTER

Mod. 600—TV Areas • Mod. 500—Wide Open Spaces



FEATURES: Break-in keying, illuminated dial, PA Plate meter, 35 watts input on 160, 80, 40, 20, 15, 11 and 10 meters, provisions for modulator tie-in, Grid Meter Jack, complete with tubes and built-in power supply, VFO or Crystal ("Rubbers" the Crystal also), Cabinet 17" x 9" x 11". Tubes OSC 6AG7, BUFF 6AG7, P. A. 807. Volt. Reg. VR-150 Rect. 5U4G.

MODEL 600S—Same as Transmaster.

(with exception) The new unit features a built-in CLAMP-MASTER Modulator and switch which enables the operator to zero-beat any signal by allowing oscillator operation only.

MODEL 500—Amateur Net.....\$131.95

MODEL 600—Amateur Net..... 143.95

MODEL 600S—Amateur Net..... 189.95

Write for literature **LYSCO Mfg. Co., Inc.** Hoboken, N. J.

RADIO PARTS DISTRIBUTING CO.


128 WEST OLNEY ROAD
NORFOLK 10, VIRGINIA

Hallicrafters

NEW SX-73 COMMUNICATIONS RECEIVER

"A Gibraltar of Stability"

It is the ultimate in all-wave receivers . . . this jewel of precision craftsmanship! Refined in even the smallest detail, the SX-73 meets the tough military communications specifications. Hallicrafters is proud to place its name on the SX-73.

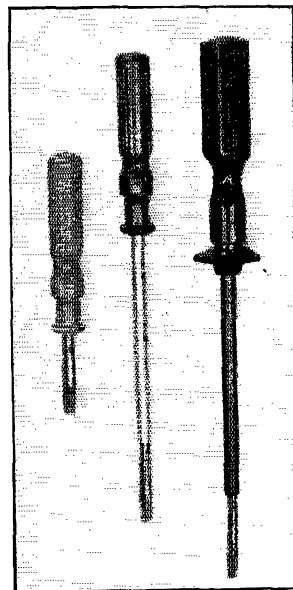


HALLICRAFTERS SX-73

Turn to
Page 5
for complete
specifications
and frequency
range

Tools and Tricks

(Continued from page 58)




"Quick-Wedge" screw-holding screwdrivers save time and patience in assembly work.

your fingers while you tighten or loosen it with a screwdriver? For 49 cents RCA⁵ puts out a set of "Fingertip" socket wrenches. A wrench slips over the end of the most appropriate finger and not only will keep the nut in place while you're trying to get the screw started.


Most of these tools are inexpensive items and are of the sort that can take the cussing out of otherwise awkward jobs. They are well worth adding to the ham's workshop equipment. If you can't find them at your local dealer's, you can use the address in the footnotes.

From your own experience, you will probably recognize that these few tricks with tools by no means exhaust the possibilities. They merely serve to suggest a host of other ways in which construction can be made a pleasant diversion, rather than a chore.

⁵ Radio Corp. of America, Harrison, N. J.



A simple but very effective combination wire cutter and stripper.



UNCLE DAVE'S

Check List

OF RADIO BARGAINS

Collins 75A2 with speaker.....	\$440.00
Collins 32V3.....	775.00
Hallcrafters 538C.....	49.50
Hallcrafters 5-40B.....	99.95
Hallcrafters 5-53A.....	79.95
Hallcrafters 572 less battery.....	109.95
Hallcrafters 572L less battery.....	119.95
Hallcrafters 576.....	169.50
Hallcrafters 577.....	99.95
Hallcrafters 580.....	44.50
Hallcrafters 581.....	49.50
Hallcrafters 582.....	49.50
Hallcrafters 5X62.....	289.50
Hallcrafters 5X71.....	199.50
Hallcrafters R46 speaker.....	19.95
Hammarlund HQ-129X with speaker.....	214.00
RME50 with speaker.....	197.50
RME VHF132A.....	97.00

RME DB22A.....	\$ 86.00
RME HF10-20.....	92.00
RME VHF2-11.....	155.00
Gansel Converters	
Model 15.....	\$ 44.75
Model 20.....	44.75
Model 3000 specify band wanted.....	44.75
Model 3001 noise clipper.....	9.25
Model 3002 3-30.....	44.75
Model 3003 Police, Marine, Cap.....	46.00
Model 3004 Modulation indicator.....	19.95
Model 3005 Triband.....	47.60
Model 3006 Steering Post Bracket.....	3.20
Model 3008 2 meter.....	44.50
Millen 90651 Grid Dipper.....	61.50
Eldico GDO Grid Dipper Klt. Complete.....	29.95
Wired and Tested.....	49.95
Lysco D11 Grid Dipper. Complete.....	39.95

FOLLOWING TRANSFORMERS DISCONTINUED BY MANUFACTURER—ALL NEW

UTC L5611 PP6L6 self bias AB1 9000 ohm plate to plate Sec. 500, 333, 250, 200, 125, 50, 30, 20, 15, 10, 7.5, 5, 2.5, 1.2 30 watt.....	\$ 21.00
UTC L5181 Pri. 100, 110, 120, 220, 230, 240 Sec. 1500, 1250, 01250, 1500, 1250-1000 after filter 200 ma.....	33.50
UTC L5613 same as 6L1 sec. is; 30, 20, 15, 10, 7.5, 5, 2.5, 1.2 30 watt.....	14.00
UTC L57 driver trans. 30000 plate to plate. 45 pri. imp. turn ratio 1.5; 1 Pri. to Sec.....	15.50
Stancor P5012 115 VAC Ser. 2.5 @ 10 amp—5 V @ 3 amp 10000 V insulation.....	5.30
Thordarson T15C37 input choke 300 ma 5-25HY 78 ohm.....	5.00
UTC PA51AX Varimatch Driver Trans; all single tubes like: 6C5, 30, 49, 53, 79, 89, 6A6, 45, 46, 2A3 to 19, 30, 19, 78, 79, 89, 2A3, 45, 46, 6L6, 42, 59.....	5.25
UTC PA53AX Driver from PP tubes like 45, 49, 2A3, 6B5, 6L6 to: 46, 4-46, 841, 210, 801, 800, 203A, 838, 805, 50T, 830B.....	6.25
UTC PA512 50, 200, 500 line to 2-250TH, 2-450TH, 2-HF200, 2-HF300, 2-204A or 2-849.....	15.00

UTC PA135 input to grid-line to 2 grids. 50, 200, 500 Sec. 150000 overall.....	\$ 6.75
UTC PA15 output trans. pri. 3000/500; Sec. 500, 200, 50, 16, 8, 5, 3, 1.5 ohm.....	5.50
UTC PA4L6 output trans. 33000/3800 Sec. Same as PA15.....	15.00
UTC LVM10 15 Watt varimatch line autoformer.....	4.50
UTC LVM11 30 Watt varimatch line autoformer.....	7.00
UTC LVM2 40 Watt line to univ. voice coil 500 ohm to .2 to 75 ohm.....	7.50
UTC PVM3 Varimatch output 300 audio watt will match any tubes to 500, 200, 50, 15, 8, 3, 1.5 ohm.....	12.50
UTC R10 850V ct @ 200 ma 5V3A 6.3V CT 5A or 2.505A 6.3VCT3A or 2.5 12 amp.....	7.00
UTC R5 385-0385 180 ma 5V 4 amp 6.3 V CT 4 amp or 2.5 6 amp, 6.3 V CT 5 amp.....	6.50
UTC R1 325-0-325 40 ma 5V 2A. 6.3 VCT 2a. or 2.5V CT4A.....	3.05
UTC R2 350-0-350-70 ma 5V 3 amp 6.3 V CT 2.5A or 2.5 V CT 8A.....	3.70
UTC R13 425-0425 200 ma 5V3A 6.3 5 amp or 2.5 5 amp 6.3 3 amp or 2.5 12 amp.....	7.00

USED EQUIPMENT

Hallcrafters 5X-28A with speaker.....	\$210.00
Hallcrafters 5X-42 with speaker and til base.....	245.00
National HRO5 with power supply, speaker ABCDEF coils, also equipped with a 100 kc calibrator and NBFM adaptor.....	225.00
National NXT-30 transmitter complete with tubes and coils for 10-20-40-80-160 meter bands, also has built in NTE exciter and NSA speech amplifier 30 watt.....	125.00
Meissner 150-B transmitter with full set of coils including buffer doubler and exciter for 10 meter.....	325.00
Hallcrafters HT-9 transmitter with tubes and coils for 10-20-40-80-160 meter bands.....	350.00
Bud VFO-21 variable frequency oscillator.....	42.00
Millen 90881 RF power amplifier with 40 meter coil less tubes.....	55.00

BARGAIN SPECIALS

GE oil condensers 23F11 2 mfd. 1000 V.....	\$ 3.95
GE oil condensers 23F44 4 mfd. 3000 V.....	9.95
GE plate circuit relay 8000 ohm DPDT contacts close at 8 MA.....	1.95
Clearostat 50 watt rheostats 250 ohm. Each.....	1.35
Lots of 10. Each.....	1.20
DeJur 50 watt 50 ohm rheostats. Each.....	11.25
Lots of 10. Each.....	11.99
72 ohm line 1 KW rating polyethylene insulation. Per ft. Per 100 ft.....	\$5.00
338 hand keys. Each.....	79
338 Pyrex Insulators. Each.....	1.40
National 697 AB power supply.....	15.00
National NFM 73 adaptor.....	16.95
National HRO-7 "G".....	13.00

Hand Carbon MICROPHONES

Hand carbon microphones with "press-to-talk" switch (similar to T17B) . . . made in England.....

\$3.95

each

FORT ORANGE

Radio Distributing Co. Inc.

904 BROADWAY, ALBANY 4, N. Y., U. S. A.

AMATEUR HEADQUARTERS

Long Distance Phone: ALBANY 5-1594 . . . Cable Address: "UNCLE DAVE"

LEW BONN COMPANY


1211 LASALLE STREET
MINNEAPOLIS 4, MINN.

Hallicrafters

NEW SX-73 COMMUNICATIONS RECEIVER

"A Gibraltar of Stability"

It is the ultimate in all-wave receivers . . . this jewel of precision craftsmanship! Refined in even the smallest detail, the SX-73 meets the tough military communications specifications. Hallicrafters is proud to place its name on the SX-73.



HALLICRAFTERS SX-73

Turn to
Page 5
for complete
specifications
and frequency
range

Linear Amplifier

(Continued from page 48)

ble. They make quite a racket and spurious signals are plentiful in earlier stages of misadjustment. Ordinary lamp bulbs make a fine dummy load so long as it is recognized that their impedance is not exactly the same as the antenna and that this impedance changes somewhat as the bulbs light up. These factors can be taken into account by making careful note of plate and grid currents after the transmitter has been adjusted and is operating with a linearity test signal at maximum linear output into the lamp load. Then, having reconnected the regular antenna, the same loading conditions for the final will be reproduced by adjusting its tuning and loading until the identical combination of plate and grid currents can be obtained. This process will require only a few moments of on-the-air operation.

Conclusion

When the final on-the-air checks are made, it will be convenient to make a few reference marks on the oscilloscope screen to indicate the peak height of the pattern. The scope will then serve as a permanent output monitor for all operations. For best results the sweep should be set for about 30 cycles, in which case the voice patterns will stand out clearly and can easily be kept just within the reference lines. Incidentally, the pattern is really fascinating to watch.

One final plea — don't be a "meter bender." Input power isn't everything. If you have to cut your input in half to avoid overload, the fellow at the other end will hardly notice the difference in level. At the same time, your neighbors, both those on the ham band and those next door trying to watch TV, will appreciate the difference right away.

The writer wishes to acknowledge with thanks the kind assistance and suggestions offered by C. B. Grady, W2SNQ, in making the photos for this article.


Technical Topics

(Continued from page 53)

full-scale reading on the bridge.

Resistance bridges take so little power that it is sometimes a problem to cut it down enough. However, with a tetrode final there is a simple solution — disconnect the screen voltage, ground the screen, detune the plate circuit, and reduce the excitation by detuning somewhere in the exciter chain if no other means is available. Then when the bridge is connected the full-scale initial setting can be approached by retuning the plate circuit toward resonance and, if necessary, increasing the excitation. This method usually gives ample control over the output without requiring a reduction in the amplifier plate voltage, since the plate input will be small with the screen at zero d.c. voltage. — G. G.


GOOD NEWS!



RME ANNOUNCES A MOBILE CONVERTER

(For 2, 6, 10-11 Meters)

BUILT TO VHF 152A
STANDARDS OF EXCELLENCE



For the finest in mobile gear, you'll want the new RME MIC-53. Look at the chassis and under it — compare it with any converter — then decide. It's stable, won't hop frequency, has bandspread galore, a built-in automatic noise clipper circuit, a lead for optional "battery" if even greater stability is required, using auxiliary 6-volt dry battery. Tube complement, 6AL5 clipper, 6AK5 RF ampl., 12AT7 detector and oscillator, OA2 vol. reg. Tuning knob on side. Produced by RME — the nation's outstanding converter manufacturer! See it at your jobber or write for spec. sheet. Amateur Net. . . \$66.60

HF 10-20

FOR 15 METERS WHEN THE BAND OPENS

(For 10-15 and 20 Meters)




"21 Megacycles — On the way at last" says Mar. '52 OST editorial. Be prepared — The popular HF 10-20 is the only converter that supplies 7.8 linear inches of bandspread on each band. Images non-existent. Average gain 25 DB, voltage regulated. Write for spec. Amateur Net. . . \$92.00

RME
TIME WILL TELL

RADIO MFG. ENGINEERS, INC.
Peoria 6, Illinois, U.S.A.



**Build
YOUR
OWN**

Heathkit TEST EQUIPMENT




Heathkit
AUDIO GEN.
KIT \$34.50

Heathkit
TUBE CHECKER
KIT \$29.50



Heathkit
PUSH-PULL
OSCILLOSCOPE KIT \$43.50

Heathkit
TELEVISION
GENERATOR
KIT \$39.50




Heathkits are completely engineered instruments supplied unassembled. Every kit goes together smoothly and easily. All drilling, punching, and painting has already been done for you.


It's easy and fun to build a Heathkit. All parts are furnished and are of highest quality for years of trouble-free, dependable operation.

Save money by constructing your own. All expensive wiring and assembly costs are completely eliminated.

Detailed construction manual shows clearly where each wire and part goes and tells exactly how to build the kit. Write for free catalog.



Heathkit
ELECTRONIC
SWITCH KIT \$19.50




Heathkit
SIGNAL
TRACER KIT \$19.50


Heathkit
BATTERY
ELIMINATOR
KIT \$24.50




Heathkit
CONDENSER
CHECKER KIT \$19.50




Heathkit
IMPEDANCE
BRIDGE KIT \$69.50



Heathkit
R.F. SIGNAL
GEN. KIT \$19.50



Heathkit
VACUUM TUBE
VOLTMETER KIT \$24.50



Heathkit
HAND TESTER
KIT \$13.50

HEATH COMPANY


BENTON HARBOR 9,
MICHIGAN

EXPORT AGENT
ROCKE INTERNATIONAL CORP.
13 E. 40th St.
NEW YORK CITY (16)

LEARN CODE!

SPEED UP Your
RECEIVING
with G-C
Automatic Sender

Type S
\$24.00 Postpaid in
U. S. A.




Housed in Aluminum Case. Black Instrument Finished. Small—Compact—Quiet Induction type motor. 110 Volts—60 Cycle A.C.

Adjustable speed control, maintains constant speed at any Setting. Complete with ten rolls of double perforated tape. A wide variety of other practice tapes available at 50c per roll.

GARDINER & COMPANY

STRATFORD

NEW JERSEY



★CRITICALLY NEEDED

This is a picture of the TS-174 Hetrodyne frequency meter. It looks exactly like a BC-221 but covers a higher frequency. We have defense orders we can not fill for lack of this item. If you know anyone who has a TS-174 or have one yourself, please sell it to us or exchange it for new ham gear of your choice. Write, wire or phone.

**WESTON
LABORATORIES**

Weston 93, Mass.
Wellesley 5-4500

DYNAMIC TELEX

Dynaset*

NEW UNDER-THE-CHIN

DYNAMIC HEADSET . . .

ANOTHER ENGINEERING MASTERPIECE added to the famous line of Telex headsets. Under-the-chin styling and extra light weight (only 1.25 oz.) gives you the utmost in listening comfort. Higher Fidelity Range brings more highs and lows of both music and speech to your ears. Though extremely lightweight the Dynamic Dynaset is ruggedly constructed bringing you greater dependability. It's the ideal headset with built-in comfort.

WRITE today for a complete TELEX Dynaset which will be sent to you on a 20-day Approval Plan with no obligation.




TELEX hearing at its best
ELECTRO-ACOUSTIC DIV.—DEPT. D-16
TELEX PARK—ST. PAUL 1, MINN.
In Canada, Atlas Radio Corp., Toronto
*TRADEMARK
STANDARD OF THE WORLD FOR QUALITY HEADSETS


ELECTRIC SUPPLY CO.

140 11TH STREET
OAKLAND 7, CALIFORNIA

hallicrafters

NEW SX-73 COMMUNICATIONS RECEIVER "A Gibraltar of Stability"

It is the ultimate in all-wave receivers . . . this jewel of precision craftsmanship! Refined in even the smallest detail, the SX-73 meets the tough military communications specifications. Hallicrafters is proud to place its name on the SX-73.



HALLICRAFTERS SX-73

Turn to
Page 5
for complete
specifications
and frequency
range

Sweepstakes Results

(Continued from page 68)

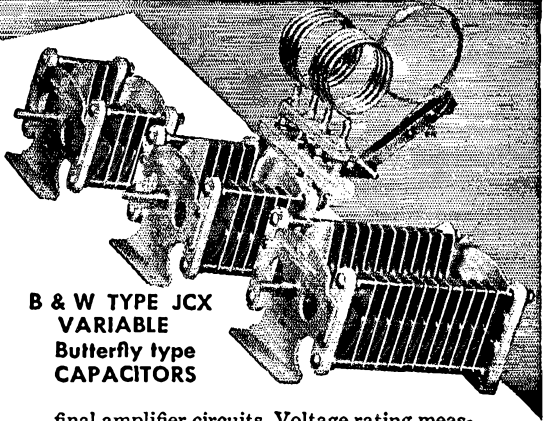
W1IKE* . . . 14,438- 175-33-A-10	W1OAK 750- 21-15-A- 4
WINJM* . . . 14,960- 136-44-A- 8	
W1BDI* . . . 11,844- 126-47-B-11	
W1RFJ 10,725- 130-33-A-27	
W1AJO 5772- 78-37-B-12	
W1RPQ 5772- 78-37-B- 7	
W1HYF 4928- 74-27-A- 8	
W1TOM 4400- 95-20-A-20	
W1FWH* . . . 3875- 63-25-A- 6	
W1RFC 3040- 64-19-A-23	
W1RY 1283- 27-19-A- 4	
W1CEG* 990- 22-18-A- 2	
W1RUR 770- 22-14-A- 4	
W1BUD* 495- 18-11-A-—	
W1RUM 106- 12- 5-A- 4	
W1AW (W1QIS, W2VMX) 55,705- 430-65- B-19	
W1YU (W1TUR, W2BMF, W4KFM) 32,784- 354-48-B-—	
<i>Maine</i>	
W1NXX 95,165- 601-66-A-40	
W1CV 72,000- 460-64-A-40	
W1GKJ 26,040- 217-48-A-19	
W1NITVB 1958- 45-18-A-34	
W1CRP 1438- 25-23-A-10	
<i>Eastern Massachusetts</i>	
W1BOD 80,190- 448-66-A-40	
W1AQE 79,706- 491-65-A-40	
W1OMI* 76,923- 616-63-B-38	
W1IAP 41,990- 324-65-B-24	
W1ONP 37,549- 295-51-A-34	
W1CMU 27,628- 189-43-A-36	
W1PEG 19,210- 189-52-B-—	
W1EIQ 16,095- 175-37-A-27	
W1PLJ 14,063- 125-45-A-33	
W1FTH 12,765- 139-37-A-20	
W1SAD 12,615- 174-20-A-23	
W1LNT 9488- 115-33-A-26	
W1ONV 8729- 102-43-B-38	
W1SSZ 7632- 89-37-A-29	
W1RSR 4500- 73-25-A-10	
W1QDR 3881- 67-23-A-12	
W1QIB 2613- 55-19-A- 4	
W1NXY 2365- 43-22-A- 13	
W1BDF 1800- 40-18-A- 5	
W1SXE 1553- 35-18-A-10	
W1PAW 536- 17-13-A-10	
W1SXV 300- 12-10-A- 2	
W1EMG 208- 13- 8-B- 1	
<i>Western Massachusetts</i>	
W1JYH 58,960- 440-67-B-17	
W1FKI 34,104- 294-58-B-26	
W1SOZ 28,249- 287-53-B-31	
W1ASU 10,664- 124-43-B-10	
W1YK (W1's RAN, RCS) 33,150- 259-52-A-—	
<i>New Hampshire</i>	
W1BFT 85,090- 509-67-A-29	
W1NHJ 80,500- 460-70-A-35	
W1CRW 73,950- 435-68-A-27	
W1FZ 10,140- 100-52-B-21	
W1QGU 7673- 99-31-A-12	
<i>Rhode Island</i>	
W1KNE 73,200- 489-60-A-30	
W1CJH 72,553- 487-63-A-37	
W1AWE 27,120- 228-60-B-36	
W1PXI 16,425- 146-45-A-28	
W1TFX 13,395- 149-38-A-23	
W1TAT 11,378- 111-41-A-—	
W1TKX 6175- 96-26-A-17	
W1RFQ 6110- 94-26-A-21	
<i>Vermont</i>	
W1RWP 34,800- 300-58-B-40	
W1BVP 13,545- 129-42-A-14	
W1FPS 8024- 122-34-B-15	
<i>NORTHWESTERN DIVISION</i>	
<i>Alaska</i>	
KL7WC 15,272- 168-46-B-25	
KL7NXI 5000- 80-25-A-19	
KL7MF 3060- 72-17-A-15	
KL7AIO 2090- 44-19-A- 8	
KI7IR 60- 6- 5-B- 4	
<i>Idaho</i>	
W7FBD 108,990- 614-72-A-39	
W7PCZ 35,319- 296-61-B-38	
<i>Montana</i>	
W7FLB 52,404- 402-66-B-36	
W7BSU 51,750- 378-69-B-39	
W7NZJ 25,163- 184-55-A-22	
W7KQJ 16,988- 151-45-A-16	
W7EWR 8460- 95-36-A-11	
<i>Oregon</i>	
W7GEB 98,350- 566-70-A-37	
W7YG* 89,700- 520-69-A-39	
W7NLI 69,428- 513-68-B-33	
W7ENW 62,142- 373-67-A-35	
W7AXJ 51,360- 321-64-A-39	
W7DIL 22,790- 215-53-B-25	
W7JLU 20,655- 153-54-A-15	
W7LNG 17,450- 175-50-B-18	
W7NRJ 4858- 67-29-A-11	
<i>Washington</i>	
W7GUV 76,500- 451-68-A-38	
W7KWC 70,140- 501-70-B-34	
W7AJS 64,101- 468-69-B-39	
W7LEY 52,930- 319-67-A-31	
W7OEB 34,200- 231-60-A-26	
W7PQE 24,354- 226-54-B-17	
W7AIB 20,948- 148-57-A-21	
W7EYQ 20,400- 173-48-A-23	
W7EAU 11,174- 151-37-B-—	
W7CWN 7656- 88-35-A-14	
W7GVG 5810- 85-28-A-17	
W7LPN 5088- 80-32-B-13	
W7DXF 4620- 68-28-A-12	
W7ZU 3673- 57-28-A-10	
W7NM 2470- 38-26-A- 7	
W7ETO 2400- 50-24-B-12	
W7MTY 2323- 51-23-B-—	
W7LCS/7 900- 36-10-A- 6	
W7BCS 444- 19-12-B- 4	
W7NQPQ 408- 38- 5-A-31	
W7HDM 40- 4- 4-A- 2	
<i>PACIFIC DIVISION</i>	
<i>Hawaii</i>	
KH6IJ 68,160- 480-71-B-40	
KH6ADY 90- 9- 4-A- 1	
<i>Nevada</i>	
W7KEV 147,858- 839-71-A-40	
W7BK8 28,815- 226-51-A-39	
<i>Santa Clara Valley</i>	
W6EAE 85,626- 605-71-B-40	
W6YHM 61,710- 375-66-A-29	
W6NHA 32,860- 249-53-A-23	
W6BTJ 22,631- 178-51-A-25	
W6CIS 17,516- 151-58-B-10	
W6ZZ 13,197- 127-53-B-23	
W6MMG 6765- 82-33-A- 9	
W6WMM 5760- 72-40-B- 9	
W6BTJ 3996- 75-27-B-13	
W6WUJ 3672- 61-36-B- 1	
W6UYG 336- 14-12-B- 2	
<i>East Bay</i>	
W6MHB 100,260- 558-72-A-38	
W6NGC 39,900- 280-57-A-25	

(Continued on page 138)

Greater EFFICIENCY and POWER in less SPACE

Compactness, symmetry and ability to withstand high d.c. voltages, make these new B&W Variable Capacitors outstanding favorites among the amateurs, experimenters and engineers.

Having only one fourth the frontal area of their larger companions—CX types, these smaller units have been designed to do a big job in tight places. Heavy rounded edge plates permit ratings of 2000 volts d.c. unmodulated and 1250 volts d.c. in modulated



**B & W TYPE JCX
VARIABLE
Butterfly type
CAPACITORS**

final amplifier circuits. Voltage rating measured at 30 megacycles.

Used with any B&W "B" or "BX" type air-inductors, the combination results in a versatile, variable capacitor-inductor assembly, hard to beat at any price and tops for efficiency. See your dealer or write today to Dept. Q-52.

Amateur Net Prices: JCX25E \$6.60 • JCX50E \$8.10 • JCX100E \$10.80

B&W

BARKER & WILLIAMSON, Inc.

237 Fairfield Ave.

Upper Darby, Pa.

BUILD
for pleasure
...for profit!

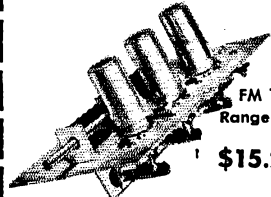
COLLINS AM-FM "PRE-FAB" TUNERS



AM-3 Tuning unit includes
IF and audio amplifier
\$19.25

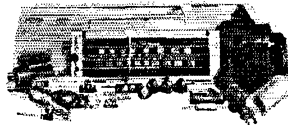
AM-4 Tuning unit, 4 tubes,
3 gang tuning condenser
\$24.50

AM Tuning units range 530 KC to 1700 KC.



High
Sensitivity
FM Tuning Unit
Range 88-108 MC

\$15.25



UC-2 Universal
Chassis Kit
\$14.75

Chassis Kit includes all
necessary material —
hardware, power trans,
wire, etc. Nothing else
to buy.



IF-6 10.7 MC IF Amplifier
\$19.75

One of many combinations is pictured below in completed kit after you assemble it.

Total cost is only \$69.

THIS AD IS YOUR ORDER BLANK

CLIP AND MAIL TODAY!

COLLINS AUDIO PRODUCTS CO. Inc.

Route 29
Mountainside, N. J.

Enclosed please find check money order
for items checked in this ad.

Amount enclosed \$ _____


Name _____

Address _____

City _____ State _____

A great demand for radio tuners exists today. COLLINS tuners' versatility and flexibility of design allows wide usage in all applications from living room to radio station instrument racks. All COLLINS units kept within exceedingly close tolerances and manufactured to precise standards. IMPORTANT . . . All prices include tubes.

MORROW MOBILE CONVERTERS



1BR
6-10-20
40-75

2BR
40 & 75

3BR
10, 20 & 75

ILLUSTRATED

10 REASONS WHY YOU HEAR THEM BETTER WITH MORROW

1. Micro-volt sensitivity—all bands.
2. Full width dial—calibration accuracy 1%.
3. Automatic noise limiter—built in.
4. Three gang tuning condenser, tuning ratio 20-to-1.
5. Tuned preselector, mixer, oscillator.
6. Separate isolated coils for each band and stage.
7. Single point tuning: high image rejection, birdies negligible.
8. I.F. Amplifier with 4 tuned circuits, output 1525 Kc.
9. Low drift pre-calibrated oscillator.
10. Antenna trimmer on front panel.

1BR coil units and dial scales available for 6-10-20-40-80 \$4.95 ea.
— 1BR \$44.95—2BR \$54.95—3BR \$64.95 —

MORROW RADIO-MFG-CO SALEM, OREGON


TERMINAL RADIO CORPORATION

85 CORTLANDT STREET
NEW YORK 7, NEW YORK
Phone WOrth 4-3311 • Cable-TERMRADIO

Hallicrafters

NEW SX-73 COMMUNICATIONS RECEIVER "A Gibraltar of Stability"

It is the ultimate in all-wave receivers . . . this jewel of precision craftsmanship! Refined in even the smallest detail, the SX-73 meets the tough military communications specifications. Hallicrafters is proud to place its name on the SX-73.



HALLICRAFTERS SX-73

Turn to
Page 5
for complete
specifications
and frequency
range

W6IPH... 24,738- 217-57-B-20	W0EWH... 22,373- 160-57-A-24
W6JOH... 16,390- 149-44-A-1	W0CDP... 7470- 83-36-A-8
W6LJQ... 14,688- 125-47-A-15	W0JPI/B... 6600- 81-33-A- 8
W6HHX... 10,675- 122-35-A-21	W0ACM... 2503- 39-26-A- 7
W6KEK... 10,032- 132-38-B- 7	W0BWA... 871- 24-17-A-17
	W0PZI... 613- 20-15-A- 2
	<i>Utah</i>
	W7BSE... 1140- 24-19-A- 5
	<i>Wyoming</i>
	W7PKX... 70,875- 405-70-A-40
	W7HRM... 69,010- 515-67-B-31
	W7NDV... 35,008- 275-64-B-34
	SOUTHEASTERN DIVISION
	<i>Alabama</i>
	W5ONI/4... 5775- 83-28-A-10
	<i>Eastern Florida</i>
	W4CKB... 138,425- 802-70-A-37
	W4LVV... 78,623- 490-66-A-36
	W4SAT... 57,724- 367-63-A-39
	W4AZK... 27,580- 197-56-A-17
	W4RTX... 23,125- 185-50-A-16
	W4TJU... 20,151- 172-47-A-22
	W4EOE... 14,153- 159-37-A-17
	W4OGI... 10,830- 114-38-A-11
	W4SAS... 2719- 45-25-A-20
	W4QLC... 760- 19-16-A- 6
	WN4TKD... 368- 27- 7-A-14
	W4TRA... 188- 13- 6-A-22
	W4YTF (W4WTF) 3600- 50-36-A- 8
	<i>Western Florida</i>
	W4BGO... 132,859- 752-71-A-40
	W4NN... 61,945- 478-65-B-36
	<i>Georgia</i>
	W4BHG... 16,445- 127-52-A-20
	W4GGD... 7920- 110-36-B-12
	<i>West Indies</i>
	KP4LN... 62,806- 401-65-A-—
	CO8DL... 11,900- 229-20-A-37
	CO2BC... 1020- 25-17-A- 8
	KP4PK... 816- 24-17-B- 2
	KP4OE (W4JBC, KP4s OD, PN) 57,970- 480-62-B-39
	<i>Canal Zone</i>
	KZ5CW... 2280- 38-24-A- 2
	KZ5RG... 855- 19-18-A-—
	SOUTHWESTERN DIVISION
	<i>Los Angeles</i>
	W6BJU 10... 191,250-1064-72-A-40
	W6WIP... 168,359- 952-71-A-33
	W6EPZ... 122,580- 681-72-A-36
	W6GEB... 73,500- 423-70-A-25
	W6WOO... 40,610- 267-62-A-24
	W6LIT/6... 30,940- 238-52-A-31
	W6YLZ... 29,000- 200-58-A-19
	W6GOZ... 6670- 92-29-A-30
	W6OHX... 6308- 90-28-A-12
	W6KUC... 3868- 60-26-A-12
	W6WEG... 1276- 29-22-B-—
	WN6NJU... 475- 41- 5-A-17
	W6KNE... 463- 19-10-A- 5
	WN6NWJ... 58- 12- 2-A-—
	<i>Arizona</i>
	W7PGX... 149,975- 873-70-A-40
	W7RZQ... 89,888- 426-66-A-34
	W7MLI... 38,003- 314-61-B-33
	W4COB/7... 28,652- 254-58-B-32
	W7QK... 27,875- 225-50-A-23
	W7JGZ... 27,019- 198-55-A-23
	W7ENA... 25,025- 183-55-A-21
	W7NSJ... 13,300- 133-40-A-18
	<i>Rocky Mountain Division</i>
	<i>Colorado</i>
	W0IC... 74,705- 446-67-A-26
	W0ANW... 37,725- 255-60-A-29
	W0SGG... 30,459- 210-59-A-23
	<i>Sacramento Valley</i>
	W6OKK... 53,788- 334-65-A-35
	W6DBP... 3400- 50-34-B- 5
	<i>San Joaquin Valley</i>
	W6GUR... 32,408- 223-58-A-27
	W6QXF... 19,063- 125-61-A-31
	W6EGX... 15,290- 139-44-A-23
	W6JQB... 13,904- 158-44-B-13
	W6GRR... 10,545- 115-38-A-10
	W6NDP... 1103- 25-18-A-14
	W6EPW (W6s ARI, BRP, BYM, BYH, EFV, HT, IDZ, WN X) 82,950- 477-70-A-35
	ROANOKE DIVISION
	<i>North Carolina</i>
	W4AKC... 90,701- 542-67-A-38
	W4KE... 87,840- 610-72-B-39
	W4LYV... 42,411- 318-67-B-33
	W4FDV... 32,448- 312-52-B-24
	W4BDU... 20,783- 165-51-A-24
	W4PRL... 14,453- 141-41-A-15
	W4EPV... 4275- 50-30-A- 7
	<i>South Carolina</i>
	W4OGG... 48,735- 342-57-A-22
	W4DCE... 46,620- 334-70-B-33
	W4FNS... 25,550- 185-56-A-16
	<i>Virginia</i>
	W4KFC... 172,175- 972-71-A-40
	W9OLU/4... 138,173- 802-69-A-36
	W4SZY... 127,500- 750-68-A-40
	W4LA... 112,470- 654-69-A-40
	W4KFT... 107,100- 630-68-A-33
	W4PNK... 92,460- 539-69-A-39
	W4FF... 85,965- 521-66-A-40
	W4NH... 81,413- 501-65-A-36
	W4KVM... 80,603- 489-66-A-35
	W4SEB... 69,840- 441-64-A-36
	W4ESK... 53,400- 368-60-A-33
	W4EMJ... 48,980- 319-62-A-35
	W4CC... 46,818- 307-61-A-17
	W4HQN... 44,100- 351-63-A-—
	W4ABY... 40,433- 300-54-A-19
	W4JUQ... 36,636- 281-53-A-20
	W4SR... 28,405- 247-46-A-24
	W4JUJ... 27,510- 199-56-A-21
	W4VE... 25,920- 216-60-B-—
	W4LK... 20,815- 181-46-A-14
	W4LIM... 18,600- 155-48-A-20
	W4NQV... 770- 22-14-A- 1
	W4SHU/4 (WN4TEK) 4421- 70-27-A-10
	<i>West Virginia</i>
	W8DIE... 50,600- 395-64-B-37
	W8UMR... 28,710- 198-58-A-19
	W8EJY... 14,250- 115-50-A-23
	W8VCT (W8VMP) 28,073- 197-57-A-22
	ROCKY MOUNTAIN DIVISION
	<i>Colorado</i>
	W0IC... 74,705- 446-67-A-26
	W0ANW... 37,725- 255-60-A-29
	W0SGG... 30,459- 210-59-A-23

(Continued on page 184)

Master OF THEM ALL! MOBILE MOUNTS AND ANTENNAS



BODY MOUNTS (Regular) NET PRICE
 No. 132 Double tapered spring.....\$8.75
 No. 132C Coaxial double tapered spring..... 8.75

BODY MOUNTS (Heavy Duty)
 No. 132X Double tapered spring.....\$9.85
 No. 132XC Coaxial double tapered spring... 9.85

BUMPER MOUNTS
 No. 140 Double tapered spring.....\$6.55
 No. 142 Less spring, with insulator..... 3.25
 No. 100 D. T. Spring only..... 4.50
 No. 100X Heavy Duty D. T. spring only..... 5.50

JUNIOR MODELS
 No. 132J-D. T. spring without coaxial fittings \$4.17
 No. 132JC-D. T. spring with coaxial fitting... 5.17
 No. 140J with Double Tapered Spring..... 4.17

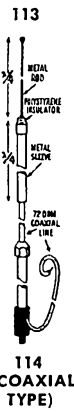
COAXIAL CONVERSION KITS
 No. 118 Master Coaxial Conversion Kit.....\$1.00
 No. 118J — Jr. coaxial conversion kit..... \$.90
 (No. 118 Fits 132 Models & 118J Fits 132J Models)

TWO METER ANTENNAS
 No. 113 Roof top 2 meter 140MC to 165 MC..\$3.96
 No. 114 Coaxial VHF complete with cable.... 9.95
 No. 117 extra antennas for Nos. 113, 114.... .97

ALL BAND MASTER MOBILE ANTENNAS
 AB/W20, 40 or 75 meter coils,
 complete with any coil less spring.....\$8.75
 Extra coils..... 3.30

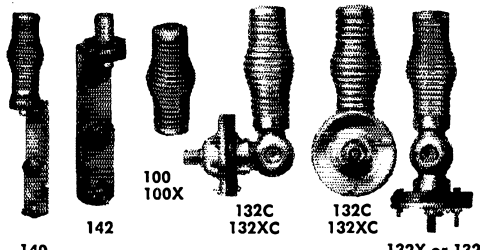
CIVIL AIR PATROL
 MASTER CIVIL AIR PATROL ANTENNA
 Mount 2374KC.....\$9.95
 132X or Extra C.A.P. coil..... 3.60
 132XC Extra C.A.P. shield..... 1.75

Suggested for all Band Operation



New!

**COAXIAL CONNECTORS
AT NO EXTRA COST**



STAINLESS STEEL WHIP ANTENNAS

Fits all Master Mounts
 SERIES 100 with 3/8, 24 Thread Studs

SERIES 106 Without Studs,
 Fits Model 92 Extension.

Model No.	Length	Net Price	Model No.	Length	Net Price
100-60S	60"	\$4.95	106-60S	60"	\$4.15
100-72S	72"	4.95	106-72S	72"	4.15
100-78S	78"	5.00	106-78S	78"	4.20
100-86S	86"	5.15	106-86S	86"	4.35
100-90S	90"	5.20	106-90S	90"	4.40
100-96S	96"	5.25	106-96S	96"	4.50

Master Mobile Mounts, Inc.
 P. O. BOX 1817 · LOS ANGELES 36, CALIFORNIA
 WAREHOUSE AND SHIPPING ADDRESS: 1306 BOND STREET

The Radio Amateur's LICENSE MANUAL

... now, complete with the
EXTRA-CLASS

typical questions and answers
 plus — license data and complete
 study guides for all
 amateur exams — and still

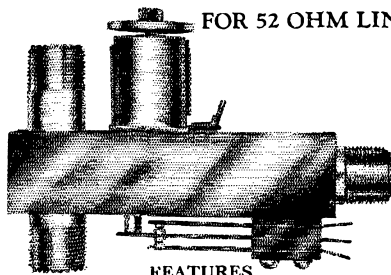
50¢ postpaid



The American Radio Relay League — West Hartford, Connecticut

DOW CO-AX RELAY

FOR 52 OHM LINE



FEATURES

1. Insertion in 52 ohm co-ax line causes negligible change in s.w.r. up to 100 Mc.
 2. Handles power up to 225 watts.
 3. When in transmit position it grounds receiver antenna lead. This protects receiver against injury from r.f. and reduces to a minimum the capacity coupling between receiver and relay contacts.
 4. Fits standard connectors for RG-8/U co-ax.
 5. No chatter. Specially built for "Silent operation".
 6. Externally mounted SPDT switch operated by relay can be used for opening B+ of receiver when transmitting, or for other control purposes.
 7. Over-all length 4 1/4". Over-all width 3".
- NET } 115 volt AC (for fixed station) \$12.50
 PRICES } 6 volt DC (for mobile use) 11.50
- See your distributor, but if he has not yet stocked Dow Co-ax Relays, order now direct from factory. Send check, money order, or will ship C.O.D. Prices are Net, FOB shipping point: Warren, Minn., or Winnipeg and Montreal, Canada.

Dealer Inquiries Invited

THE DOW-KEY CO., INC. Warren Minnesota
 THE DOW-KEY CO. 2310 Wilson Avenue Montreal, Canada
 578 Gouling Street Winnipeg, Canada

HENRY RADIO STORES


211 N. MAIN STREET
 BUTLER 1, MISSOURI

Hallicrafters

NEW SX-73 COMMUNICATIONS RECEIVER

"A Gibraltar of Stability"

It is the ultimate in all-wave receivers . . . this jewel of precision craftsmanship! Refined in even the smallest detail, the SX-73 meets the tough military communications specifications. Hallicrafters is proud to place its name on the SX-73.



HALLICRAFTERS SX-73

Turn to
Page 5
 for complete
 specifications
 and frequency
 range

W7PKU	9240-114-42-B-20
W7SX	2019-44-19-A-7
W7PMD	1219-34-15-A-13
<i>San Diego</i>		
K6AM	39,498-265-61-A-20
W6BSD	36,224-285-64-B-20
W6NEC	32,280-274-60-B-29
W6GTC	16,245-174-38-A-40
W6ZOM	4375-70-25-A-15

WEST GULF DIVISION

Northern Texas

W5RJP	74,705-446-67-A-40
W5PXT	14,532-127-42-B-11
W5OVU	6800-101-34-B-18
W5QJH	3465-50-28-A-14
W5SRQ	2074-40-21-A-18
W5IHM	1364-31-22-B-4
W5STI	1063-25-17-A-9
W5LIU	105-8-7-B-1
W5ONQ	50-5-5-B-2

Oklahoma

W5OWG	60,388-487-62-A-38
W5HFN	59,200-370-64-A-40
W5EGO	47,784-362-66-B-40
W5RB	45,045-286-63-A-33
K5NRJ	22,754-186-62-B-15
W5DLM	19,825-153-52-A-20
W5KYY	18,144-165-56-B-18
W5DY	4548-56-34-A-19
W5RTM	3645-54-27-A-6
W5SVS	2179-41-21-A-6

Southern Texas

W5GEL	135,792-947-72-B-39
W5FNA	81,725-467-70-A-31
W5AQE	44,220-335-66-B-22
W5EMA	42,470-274-62-A-23
W5NPK	38,586-335-59-B-27
W5EUK	22,490-174-52-A-30
W5HOM/5	4329-59-37-B-11
W5RYI	2220-38-24-A-20
W5TBQ	75-6-5-A-4

New Mexico

W5FVO	92,138-538-70-A-37
W5PXN	76,935-451-69-A-35
W5CA	59,463-336-71-A-25
W5KWP	40,125-270-60-A-29
W5TOU	33,530-250-56-A-29
W4SRP/5	1220-31-16-A-—

CANADA

Maritime

VE1TR	53,105-418-52-A-40
VE1VJ	37,940-271-56-A-32
VE1MV	28,160-256-44-A-29
VE1CU	27,675-207-54-A-29
VE1KM	25,636-250-52-B-25
VE1WB	25,013-219-46-A-32
VE1ACU	17,050-159-44-A-40
VE1TF	13,140-212-36-B-34
VE1GJ	8500-100-34-A-—
VE1DB	6408-89-36-B-12
VE1CD	4318-79-22-A-12
VE1PV	3915-68-29-A-9
VE1BK	2080-52-20-B-3
VE1AAV	475-19-10-A-3
VE1OM	248-11-9-A-2
VE1AM	13-5-1-A-3
VE1ZK (VE1CM)	24,150-212-46-A-30

Ontario

VE3AGX	78,041-497-63-A-40
VE3BBR	74,630-442-68-A-38
VE3AR	60,705-431-57-A-28
VE3ACB	54,605-326-67-A-33
VE3BL	46,131-304-61-A-32
VE3DBP	44,324-301-59-A-24
VE3ASD	37,233-281-53-A-27

VE3EAN	37,166-281-53-A-31
VE3BXF	33,150-261-51-A-36
VE3SR	31,808-233-71-A-25
VE3YV	23,856-174-55-A-26
VE3DKF	22,813-183-50-A-23
VE3AYE	18,604-183-41-A-40
VE3AUU	15,531-183-35-A-29
VE3FAU	13,728-149-38-A-24
VE3ARL	7828-102-31-A-12
VE3AHM	7395-90-34-A-16
VE3AMK	7276-109-34-B-15
VE3BLY	7215-111-26-A-22
VE3BJV	6330-109-24-A-19
VE3DME	6000-89-28-A-29
VE3GI	4992-64-39-B-7
VE3BSW	4860-82-24-A-12
VE3API	3240-54-30-B-9
VE3DN	2043-43-10-A-33
VE3AXS	1848-39-24-B-8
VE3DNK	1770-61-12-A-12
VE3PB	1225-35-14-A-9
VE3DER (VE2PP, VE3s AYG, AON, BIU, DGE, ONI, DDV, VE4GY)	31,537-257-61-B-—

Quebec

VE2IT	41,374-281-59-A-27
VE2OL	29,879-226-53-A-17
VE2MU	12,416-116-43-A-14
VE2SD	9938-136-30-A-22
VE2GF	5300-140-16-A-38
VE2WZ	1472-31-19-A-11

Alberta

VE6EO	62,169-457-69-B-39
VE6BU	38,552-317-61-B-—
VE6MA	34,965-261-54-A-37
VE6UB	15,008-123-49-A-—
VE6DU	5310-118-18-A-5

British Columbia

VE7JO	68,475-415-60-A-38
VE7EH	45,342-344-66-B-27
VE7YR	32,625-218-60-A-34
VE7AC	19,400-194-50-B-22
VE7HQ	9453-100-38-A-18
VE7ABQ	1088-29-15-A-5
VE7GG (VE7s ALE, ALS, EP, HD)	27,300-195-56-A-13
VE7FB (VE7AFN)	1064-30-19-B-—

Yukon

VE8BK	4200-70-30-B-11
-------	-------	-----------------

Manitoba

VE4RW	35,498-261-68-B-27
VE4HS	6745-71-38-A-12
VE4NS	4750-63-38-B-9
VE4GB	1800-38-24-B-10
VE4DU	360-12-12-A-3

Saskatchewan

VE5QZ	100,013-572-70-A-38
VE5CO	46,080-292-64-A-38
VE5MS	7718-74-42-A-12

- 1 W3OWR, opr.
- 2 W4TAV, opr.
- 3 W4FQQ, opr.
- 4 W2DLP, opr.
- 5 W1QJM, opr.
- 6 Hq. staff, not eligible for award.
- 7 W1RMF, opr.
- 8 W8IIS, opr.
- 9 W3RJS, opr.
- 10 W6CUF, opr.
- 11 W5PCL, opr.

(Continued on page 136)

The New GONSET "Commander"

35-50 watt MULTI-BAND TRANSMITTER
for mobile or fixed station use.

featuring
HIGH "Q" HIGH OUTPUT FINAL

FREQUENCY RANGE: 1.7 to 54 Mc. continuous.

TUBES: R.f.—6AG7, 6146. A.f.—12AT7, 2-6AQ5's.

POWER REQUIREMENTS: 300 volts d.c. at 200-225 ma. (phone) and 6.3 volts a.c. or d.c. at 3.15 amp. 35 watts input on phone, 50 watts on c.w.


MODULATOR: Class AB₂ beam tetrodes and integral high level speech clipping (requires no adjustment).

MICROPHONE INPUT: Any standard carbon or p.a. type high impedance dynamic or crystal.


ANTENNA FEED: All conventional feed lines including COAX, RIBBON, and OPEN LINE, or DIRECT to MARCONI ANTENNA.

SIZE: Very compact: 5 3/4" high by 8 1/2" wide by 7 1/8" deep. Suitable for under dash mounting.

(Completely wired and tested, with all tubes, and including two high-Q final tank coils which cover 10-11, 15, 20, 40, 75, and 80 meters. Final coils for other frequencies are available separately.)



price net \$124.50



GONSET CO., 801 S. MAIN ST., BURBANK, CALIF.


ELECTRONIC EQUIPMENT DISTRIBUTORS

1228 2ND AVENUE
SAN DIEGO 1, CALIFORNIA

hallicrafters

NEW SX-73 COMMUNICATIONS RECEIVER "A Gibraltar of Stability"

It is the ultimate in all-wave receivers . . . this jewel of precision craftsmanship! Refined in even the smallest detail, the SX-73 meets the tough military communications specifications. Hallicrafters is proud to place its name on the SX-73.



HALLICRAFTERS SX-73

Turn to
Page 5
for complete
specifications
and frequency
range

Let's go MOBILE
with SREPCO!

New

RME MC-53
CONVERTER

2 6
10
11



\$6660
Net

- 26.5-30MC, 49.5-54.5 MC and 143.5-149 MC.
- Individual 75 ohm coaxial input each band.
- 6AL5 clipper; 6AK5 rf amplifier; 12AT7 det-osc; OA2 voltage reg.
- High ratio worm gear drive tuning.
- Finished in dark grey enamel.
- 5 1/4" wide, 4 1/2" high, 5 1/4" deep.

WRITE FOR COPY OF SREPCO's

When in Dayton visit our large
Basement Amateur & Equipment
Display Room.

"Ham
Hints"

SREPCO

Inc.

TERMS: Cash
with order, or
20% deposit,
balance C.O.D.

135 E. Second St. DAYTON 2, OHIO Tel. FULTON 2174
STANDARD RADIO & ELECTRONIC PRODUCTS


RADIO PRODUCTS SALES CO.

1237 16TH STREET
DENVER 2, COLORADO

hallicrafters

NEW SX-73 COMMUNICATIONS RECEIVER "A Gibraltar of Stability"

It is the ultimate in all-wave receivers . . . this jewel of precision craftsmanship! Refined in even the smallest detail, the SX-73 meets the tough military communications specifications. Hallicrafters is proud to place its name on the SX-73.



HALLICRAFTERS SX-73

Turn to
Page 5
for complete
specifications
and frequency
range


KANN-ELLERT ELECTRONICS

HOWARD and REDWOOD STREETS
BALTIMORE, MARYLAND

hallicrafters

NEW SX-73 COMMUNICATIONS RECEIVER "A Gibraltar of Stability"

It is the ultimate in all-wave receivers . . . this jewel of precision craftsmanship! Refined in even the smallest detail, the SX-73 meets the tough military communications specifications. Hallicrafters is proud to place its name on the SX-73.



HALLICRAFTERS SX-73

Turn to
Page 5
for complete
specifications
and frequency
range

'PHONE SCORES

ATLANTIC DIVISION

Eastern Pennsylvania

W3LTU... 82,360-464-71-A-38
W3DHM... 67,824-471-72-B-37
W3NGB... 18,418-139-53-A-27
W3BET... 16,500-154-55-B—
W3MQC... 952-34-14-B-3
W3EAN... 84-7-6-B-1
W3KEW... 3-1-1-A-1

Md.-Del.-D. C.

W3PWR... 35,642-251-71-B-12
W3ZQ... 4158-63-33-B-11

Western New York

W2ICE... 15,892-137-58-B-21
W2GSS... 11,250-100-45-A-16
W2PDB... 9328-91-41-A-34
W2PJM... 780-26-15-B-1
W2FZJ... 40-5-4-B—
W2FXA... 3-1-1-A-1

Western Pennsylvania

W3LXE... 11,050-85-52-A-16

CENTRAL DIVISION

Illinois

W9NDA... 20,633-131-63-A-18
W9DOR... 11,750-100-47-A-34
W9IFA... 11,000-100-44-A-15
W9YMZ... 2106-39-27-B-19
W9LMC... 40-4-4-A-5

Indiana

W9RZS... 12,814-101-51-A-25
W9MUR... 8385-98-43-B-11
W9EGQ... 8151-105-39-B-5
W9BKJ... 7566-100-30-B—

Wisconsin

W9ZTO... 41,925-258-65-A-28
W9JBF... 18,525-132-57-A-18
W9GIL... 9180-85-54-B—
W9LXY... 8750-87-40-A-13
W9QJB... 5382-59-39-B-9
W9FTY... 4725-54-35-A-12
W9FZC... 2550-43-30-B—
W9VWX... 810-27-12-A-10
W9VHA... 660-22-12-A-6
W9ONY... 50-5-4-A-2

DAKOTA DIVISION

North Dakota

W0BPO... 383-19-9-A-7

South Dakota

W0PRZ... 59,400-415-72-B-29
W0IWE... 10,860-91-48-A-14

Minnesota

W0VIP... 23,700-158-60-A-19
W5RPP/0... 4043-49-33-A-7
W0SCZ... 112-8-7-B-3

DELTA DIVISION

Louisiana

W5KC... 44,020-310-71-B-39
W5BZR... 5226-67-39-B—

Mississippi

W5IHP... 6970-85-41-B-8
W5WZ... 884-26-17-B-4

Tennessee

W4PKM... 13,524-138-49-B-12

GREAT LAKES DIVISION

Kentucky

W4KZF... 35,400-240-50-A-31
W4CDO... 8366-89-47-B-19

Michigan

W8REU... 65,592-460-72-B-35
W8VQD... 51,984-361-72-B-40
W8BGY... 5460-70-39-B-10
W8FCB... 3380-53-26-A-9
W8ZPU... 1093-23-19-A-12
W8VVD... 416-16-13-B-1
W8FLM... 160-10-8-B-1

Ohio

W8UKS... 90,730-451-72-A-37
W8AJW... 54,075-308-70-A-27
W8LIO... 35,784-251-72-B-25
W8LAX... 35,604-260-69-B-39
W8FTX... 27,040-169-64-A-20
W8OAC... 12,054-147-41-B-21
W8JIN... 10,504-101-52-B-5
W8BFH... 7898-81-39-A-23
W8VRK... 5200-65-32-A-18
W8AGA... 3335-46-29-A-16
W8FNX... 3300-55-30-B-6
W8NFD... 2150-43-25-B-7
W8BNC... 2040-34-24-A-4
W8ET... 1073-39-11-A-5
W8PFC... 1020-27-16-A-12
W8RYM... 723-26-14-B—
W8PNJ... 680-20-17-B—
W8DNJ... 548-21-13-B-3
W8CGG... 360-16-9-A-7
W8YPE... 352-16-11-B-3
W8BUS... 220-11-10-B—
W8NSS... 150-10-6-A-1
W8BSR... 24-4-3-B-2
W8URD... 4-2-1-B-1

HUDSON DIVISION

Eastern New York

W2SZ... 16,121-174-47-B-24
W2LIL... 8190-117-35-B-10
W2WIK... 105-7-6-A-1

N.Y.C.-L.I.

W2MNR... 73,015-440-68-A-36
W2SKE... 62,654-454-69-B-40
W8NSD/2... 22,412-216-52-B-19
W2MQB... 10,291-126-41-B-16
W2JZX... 4526-73-31-B-9
W2SKK... 3537-66-27-B-3
W2YBT... 600-24-10-A-5
W2NNH... 411-25-7-A-11
W2VL... 288-16-9-B-2
W2KZE... 48-6-4-B-4
W2DXN... 40-4-4-A-1
W2SMQ... 28-7-2-B—
W2ELT... 8-3-1-A-1

Northern New Jersey

W2JKH... 34,540-223-62-A-37
W2JJT... 18,709-179-53-B-35
W2ATE... 9849-101-49-B-11
W2DME... 1900-40-19-A-3
W2LMB... 960-30-16-B-3
W2BAT... 672-21-15-B-1
K2BX... 144-9-8-B-1

MIDWEST DIVISION

Iowa


W0SQN... 570-19-12-A-3

Kansas

W0QQT... 4416-69-32-B-8

(Continued on page 138)

Model
M-51



POLICE ALARM MONITOR RADIO

for emergency communications

USED BY HUNDREDS OF MUNICIPALITIES FROM BOSTON, MASS.. TO ALHAMBRA, CAL.

Says S. L. Grant, City Manager, Winchester, Virginia . . .

"I think you have a receiver that is well built, and I see no reason why it should not be in demand by all public works departments that have a transmitter available."



Users of FM 2-Way Radio Communications equipment throughout the entire nation, find Polic-Alarm and Monitoradio a welcome innovation to low-cost mobile communications radio .

5 Models For All Systems

6 VOLT MOBILE

M-51

Tuneable 30-50 MC

M-101

Tuneable 152-163 MC

115 VOLT AC-DC

PR-31

Tuneable 30-50 MC

PR-8

Tuneable 152-163 MC

AIRCRAFT

AR-1

AM Tuneable 108-132 MC

115 Volt AC-DC

For Complete Information: See Your Jobber—Or Write Us Today

RADIO APPARATUS CORPORATION

55 N. NEW JERSEY ST., INDIANAPOLIS 4, IND., PHONE: ATLANTIC 1624

BURSTEIN-APPLEBEE CO.


1012-14 McGEE STREET
KANSAS CITY 6, MISSOURI

Hallicrafters

NEW SX-73 COMMUNICATIONS RECEIVER

"A Gibraltar of Stability"

It is the ultimate in all-wave receivers . . . this jewel of precision craftsmanship! Refined in even the smallest detail, the SX-73 meets the tough military communications specifications. Hallicrafters is proud to place its name on the SX-73.



HALLICRAFTERS SX-73

Turn to
Page 5
for complete
specifications
and frequency
range

Easy, fast way
to cut "Key"
and "D" openings
in chassis



No. 732 "Key" Punch



No. 733 "D" Punch

**...with new GREENLEE
Radio Chassis Punches**

Now, in 1½ minutes or less make perfect "Key" or "D" holes for sockets and other equipment. Simply insert GREENLEE Punch and turn with an ordinary wrench . . . get a "clean" opening in a hurry! Write today for details on these as well as GREENLEE Radio Chassis Punches for round and square openings. Greenlee Tool Co., 1865 Columbia Ave., Rockford, Ill.

TOOLS FOR CRAFTSMEN
GREENLEE


W. H. EDWARDS CO.

94 BROADWAY
PROVIDENCE 3, RHODE ISLAND

hallicrafters

NEW SX-73 COMMUNICATIONS RECEIVER "A Gibraltar of Stability"

It is the ultimate in all-wave receivers . . . this jewel of precision craftsmanship! Refined in even the smallest detail, the SX-73 meets the tough military communications specifications. Hallicrafters is proud to place its name on the SX-73.



HALLICRAFTERS SX-73

Turn to
Page 5
for complete
specifications
and frequency
range


W. D. BRILL CO.

198 TENTH STREET
OAKLAND 7, CALIFORNIA

hallicrafters

NEW SX-73 COMMUNICATIONS RECEIVER "A Gibraltar of Stability"

It is the ultimate in all-wave receivers . . . this jewel of precision craftsmanship! Refined in even the smallest detail, the SX-73 meets the tough military communications specifications. Hallicrafters is proud to place its name on the SX-73.



HALLICRAFTERS SX-73

Turn to
Page 5
for complete
specifications
and frequency
range

Missouri

W0BCF/0. 28,764-214-68-B-28
W0MGX. 25,984-203-64-B-34
W0WCM. 1071- 32-17-B- 4

Nebraska

W0MGV. 30,940-230-68-B-16

NEW ENGLAND DIVISION

Connecticut

W1ATE. 82,080-572-72-B-33
W1ICP. 588- 21-14-B- 3
W1LVQ. 240- 12-10-B- 1
W1NJM. 60- 6- 5-B- 1

Maine

W1GKJ. 12,023-117-42-A-17

Eastern Massachusetts

W1JEL. 36,698-316-59-B-39
W1BDF. 4960- 64-31-A-17
W1JNX. 3120- 52-30-B-12
W1SBD. 1585- 41-19-B- 6
W1ORZ. 980- 28-14-A- 4
W1QON. 132- 11- 6-B- 3
W1OLP. 70- 7- 5-B- 2
W1MGP. 3- 1- 1-A- 1

Western Massachusetts

W1JR. 6983- 70-42-A- 7
W1CJK. 2525- 51-25-B- 9

New Hampshire

W1BFT. 36,720-230-64-A-22
W1HRI. 29,450-190-62-A—
W1JNC. 9052-146-31-B-28

Rhode Island

W1BFB. 31,616-247-61-B—
W1TRX. 6600-100-33-B-12
W1JMT. 4464- 72-31-B- 9

Vermont

W1RNA. 16,674-199-42-B-30
W1AXN. 1638- 39-21-B- 9

NORTHWESTERN DIVISION

Alaska

KL7NXI. 293- 13- 9-A- 4

Idaho

W7DMZ. 21,600-180-60-B-26

Oregon

W7MLJ. 19,200-160-60-B-31

Washington

W7EYD. 46,500-302-62-A-30
W7HAD. 39,525-255-62-A-33
W7LYK. 20,405-153-53-B-38
W7QGN. 17,690-153-58-B-21
W7EKA. 11,308-131-44-B-10
W7NRB. 6950- 86-33-A-13
W7AQA. 1260- 30-21-B—

PACIFIC DIVISION

Hawaii

KH6AEX. 30,480-256-60-B-21
KH6IJ. 20,603-224-46-B-11
KH6WU. 20,460-191-55-B-24

Nevada

W7JUO. 27,456-215-64-B-24

Santa Clara Valley

W6WMM. 3072- 48-32-B- 6

San Francisco

W6YQG. 4865- 70-28-A-27
W6ATO. 1541- 34-23-B- 2

Sacramento Valley

W6VBI. 15,451-133-47-A-31
W6TXL. 3400- 50-34-B- 5
W6BIL. 840- 21-20-B- 4

San Joaquin Valley

W6QEU. 116,208-807-72-B-35
W6WJF. 646- 19-17-B- 6

ROANOKE DIVISION

North Carolina

W4GXB. 3813- 62-31-B- 9

Virginia

W4FV. 27,132-238-57-B-35
W4NTZ. 20,769-179-58-B-40
W4KMS. 13,818-141-49-B-23
W4LIM. 8774-113-41-B-21
W4ESK. 1350- 27-25-B- 1
W4KYM. 510- 17-12-A- 1

West Virginia

W8QHG. 20,296-173-59-B-18
W8UYR. 18,850-163-58-B-19
W8FGL. 9635-103-47-B-19

ROCKY MOUNTAIN DIVISION

Colorado

W0YMP. 2220- 56-16-A-14

Utah

W7SSY. 20,520-147-57-A-23

Wyoming

W7GBY. 15,953-151-53-B-17

SOUTHEASTERN DIVISION

Alabama

W4HA. 1140- 30-19-B- 2

Eastern Florida

W4BRB. 63,700-367-70-A-39
W4PJU. 62,445-362-69-A-37
W4AYX. 10,320-120-43-B-24

Western Florida

W4AGB. 22,572-212-54-B-25

Georgia

W4NLY/4. 12,780-110-48-A-21
W4SCU (WN4TVF)
349- 16- 9-A- 5

SOUTHWESTERN DIVISION

Los Angeles

W6KJK. 38,760-287-68-B-39
W6UQQ. 17,280-128-54-A-17
W6BUF. 3472- 63-28-B-11
WN6NJU. 43- 10- 2-A- 3


Arizona

W7PUM. 98,153-569-69-A-38
W7PEF. 2250- 46-20-A- 8
W7PKU. 384- 16-12-B- 3

San Diego

W6CHV. 58,123-347-67-A-39
W6WSS. 7995- 85-39-A-19

(Continued on page 140)



Compare the style
 Compare the ruggedness
 Compare the performance
 Compare the price


Turner Microphones
 invite comparison

Model 33X.....\$24.50 List
 Model 33D.....\$27.00 List

Write for complete literature

In Canada: Canadian Marconi Company,
 Toronto, Ont., P. Q. and branches.

Export: Ad. Auriema, Inc., 89 Broad Street,
 New York 4, N. Y.



THE TURNER COMPANY

917 17th Street, N. E.

Cedar Rapids, Iowa

Microphones by **TURNER**

Crystals licensed under patents of the Brush Development Company.

WANTED Engineers and Scientists

Unusual opportunities for outstanding
 and experienced men

These top positions involve preliminary and pro-
 duction design in advanced military aircraft and
 special weapons, including guided missiles.

IMMEDIATE POSITIONS INCLUDE:

- Electronic project engineers
- Electronic instrumentation engineers
- Radars engineers
- Flight test engineers
- Stress engineers
- Aero- and thermodynamicists
- Servo-mechanists
- Power-plant installation designers
- Structural designers
- Electro-mechanical designers
- Electrical installation designers
- Weight-control engineers

Excellent location in Southern California. Generous allowance for travel expenses. Write today for complete information on these essential, long-term positions. Please include resume of your experience and training. Address inquiry to Director of Engineering,

NORTHROP AIRCRAFT, Inc.
 1029 East Broadway
 Hawthorne (Los Angeles County), Cal.




WALTER ASHE RADIO CO.

1125 PINE STREET
 ST. LOUIS 1, MISSOURI

Hallicrafters 

NEW SX-73 COMMUNICATIONS RECEIVER "A Gibraltar of Stability"

It is the ultimate in all-wave receivers . . . this jewel of precision craftsmanship! Refined in even the smallest detail, the SX-73 meets the tough military communications specifications. Hallicrafters is proud to place its name on the SX-73.



HALLICRAFTERS SX-73 

Turn to 
 Page 5
 for complete
 specifications
 and frequency
 range


WORLD RADIO LABORATORIES, INC.

740-46 BROADWAY
COUNCIL BLUFFS, IOWA

hallicrafters

NEW SX-73 COMMUNICATIONS RECEIVER "A Gibraltar of Stability"

It is the ultimate in all-wave receivers . . . this jewel of precision craftsmanship! Refined in even the smallest detail, the SX-73 meets the tough military communications specifications. Hallicrafters is proud to place its name on the SX-73.



HALLICRAFTERS SX-73

Turn to
Page 5
for complete
specifications
and frequency
range

ALMO RADIO CO.


Main Store:
509 ARCH STREET
PHILADELPHIA, PENNSYLVANIA

Branch Stores: West Philadelphia — Wilmington, Delaware
Atlantic City — Camden, N. J.

hallicrafters

NEW SX-73 COMMUNICATIONS RECEIVER "A Gibraltar of Stability"

It is the ultimate in all-wave receivers . . . this jewel of precision craftsmanship! Refined in even the smallest detail, the SX-73 meets the tough military communications specifications. Hallicrafters is proud to place its name on the SX-73.



HALLICRAFTERS SX-73

Turn to
Page 5
for complete
specifications
and frequency
range

WEST GULF DIVISION

Northern Texas

W5RIY . . . 48,100-300-65-A-36
W5VIM . . . 39,325-242-65-A-35
W5PXT . . . 1364- 31-22-B- 3

Oklahoma

W5FAB . . . 27,714-225-62-B-23
W5IWL . . . 9800-100-40-A-21
W5MCF . . . 1950- 33-24-A- 6
W5SVS . . . 216- 15- 8-B- 4

Southern Texas

W5HQR . . . 25,600-200-64-B-23
W5JWM . . . 7030- 76-37-A-12
W5JPC . . . 4373- 53-33-A-10

New Mexico

W5MYL . . . 45,402-332-69-B-39
W5SBU . . . 10,695- 96-46-A-10
W5MYM . . . 3781- 61-25-A-14

CANADA

Maritime

VE1OM . . . 683- 22-14-A- 4

Quebec

VE2AHE . . . 23,220-215-54-B-37
VE2ID . . . 17,732-172-52-B-33
VE2IZ . . . 12,084-115-53-B-40

Alberta

VE6TK . . . 11,220-110-51-B-17

British Columbia

VE7VT . . . 11,010- 92-48-A-29

Manitoba

VE4JK . . . 3232- 51-32-B- 9

¹Hq. staff, not eligible for award.

YL News and Views

(Continued from page 59)

ritory for almost seven years. Mary writes that the bands this year have been poor from her vantage point, and she hopes for better conditions soon, particularly on 40 c.w. . . . The Dallas *Morning News* reported that W5SPV and W5NRE were to be married on the "Bride and Groom" program in New York. . . . W6EHA and her ONI, W6EHB, are operating portable-five from their house trailer (complete with three-element 10-meter beam) in Las Cruces, New Mexico. . . . On a recent trip to California, VE3DTW enjoyed meeting many of the W6 YLs. . . . W8GEN has over 125 DX pen pals (all amateurs). YLs interested in having a DX correspondent may write Carol for names and addresses. . . . On March 7th at Hempstead, Long Island, the L. I. Unit of the YLRL had its first installation of officers and dinner party. W1QON installed W2JZX, president, WN2KDP, vice-president, W2KEB, secretary-treasurer, and WN2BXT and WN2LZI as board members. . . . If 9 YLs: Don't forget the Chicago YL Gathering, May 23rd-25th. See Hamfest Calendar, page 10, April QST.

YLs Set Traffic Records

YLs can well be proud of their traffic record for 1951. In three call areas the BPL leader is a YL, and W3CUL led all other individual stations in the amount of traffic handled for the year and for the entire postwar period! A detailed account of outstanding YL traffic activity may be found under "Traffic Topics" in this issue.

Ys Strays

W6HQF traded some TVI for a little local QRM and is happy with the swap. Neighbor Frank Parker dropped in at Ray's Sacramento shack to register a TVI complaint, accepted an invitation to listen on ten meters and left with a *License Manual and Handbook*. He recently took his FCC exam!

Evans RADIO

Service to hams • "YOUR FRIENDLY SUPPLIER"

by hams. Nationally accepted brands of parts, tubes and equipment. Trade-ins and time payments. Write W1BFT.
10 HILLS AVENUE • CONCORD, N. H.

MAKE THIS YOUR HOME FOR IMPORTANT WORK UNDER IDEAL CONDITIONS

- TV RECEIVER DESIGN ENGINEERS
- ELECTRONICS ENGINEERS
- FIELD ENGINEERS
- TEST & INSPECTION ENGINEERS
- LAB. TECHNICIANS

NEEDED TO WORK ON: Radar, G.C.A., Mobile Radio, Auto Radio, Airborne Communication & Navigation Equipment, Television, Antennas, Microwave Equipment, Servo Mechanisms, Guided Missiles and Test Equipment Design.

YOU BENEFIT AT BENDIX RADIO:
from high wages, a modern, air-conditioned plant, paid vacations and holidays, group insurance and a good chance for advancement.

Housing immediately available in the beautiful suburban and country areas that surround the Bendix Radio plant.

Write, Wire or phone
MR. E. O. COLE, DEPT. K

Bendix Radio

DIVISION OF BENDIX AVIATION CORPORATION
BALTIMORE-4, MD. Phone: TOWSON 2200

• WANTED • RADIO COMMUNICATIONS

THE United States Government has openings for radio operator-technicians who are interested in careers in radio communications and general electronics involving extensive overseas assignments.

Applicants should have the following technical qualifications: (A) Two years active radio experience in the design, construction, and maintenance of transmitting and receiving equipment and the ability to copy International code at fifteen words per minute, preferably on a typewriter. (B) Knowledge of radio wave propagation and practical design and construction of antennae.

The required personal qualifications are as follows: (A) Age, over 21 and must be able to pass a thorough physical examination. (B) Indicate a willingness to serve overseas extensively and in any location required.

Current starting salaries for non-supervisory radio operator-technicians range from \$3410 to \$4205 per annum. Salaries, leave, promotions, employee benefits, transportation and baggage allowances, cost of living differential allowances, etc., are in accordance with current government regulations.

Interested personnel are requested to write a brief application letter to Box 1136, Main Postoffice, Washington, D. C. Considerable duplication of effort will be avoided if the following outline is adhered to:

1. Experience and training.

- a. Number of months radio training and type (college, service schools, technical and/or trade schools).
- b. Number of years radio experience and type (military, merchant marine, commercial, government).
- c. Amount of this experience in telegraphy and amount in construction or maintenance.
- d. Present radiotelegraph code speed.
- e. Present or past radio licenses, including amateur.

2. Marital status.

If your initial application appears promising, you will be sent full application forms upon which detailed information can be entered.


DEMAMBRO RADIO SUPPLY

1111 COMMONWEALTH AVENUE
BOSTON 15, MASSACHUSETTS

Hallicrafters

NEW SX-73 COMMUNICATIONS RECEIVER "A Gibraltar of Stability"

It is the ultimate in all-wave receivers . . . this jewel of precision craftsmanship! Refined in even the smallest detail, the SX-73 meets the tough military communications specifications. Hallicrafters is proud to place its name on the SX-73.



HALLICRAFTERS SX-73

Turn to
Page 5
for complete
specifications
and frequency
range

EVANS RADIO


10 HILLS AVENUE
CONCORD, NEW HAMPSHIRE

hallicrafters

NEW SX-73 COMMUNICATIONS RECEIVER

"A Gibraltar of Stability"

It is the ultimate in all-wave receivers . . . this jewel of precision craftsmanship! Refined in even the smallest detail, the SX-73 meets the tough military communications specifications. Hallicrafters is proud to place its name on the SX-73.



HALLICRAFTERS SX-73

Turn to
Page 5
for complete
specifications
and frequency
range

ARROW ELECTRONICS, INC.


82 CORTLANDT STREET
NEW YORK 7, NEW YORK

hallicrafters

NEW SX-73 COMMUNICATIONS RECEIVER

"A Gibraltar of Stability"

It is the ultimate in all-wave receivers . . . this jewel of precision craftsmanship! Refined in even the smallest detail, the SX-73 meets the tough military communications specifications. Hallicrafters is proud to place its name on the SX-73.



HALLICRAFTERS SX-73

Turn to
Page 5
for complete
specifications
and frequency
range

V.H.F. Sweepstakes

(Continued from page 60)

W2VBH.....	36-18-1-B	W8PTF.....	222-37-3-B
W2TEX.....	32-16-1-B	W8FKC.....	189-32-3-B-C
W2RHQ.....	30-15-1-A-B	WN8HQK.....	174-29-3-B
W2BCL.....	26-13-1-B	W8ZCV.....	124-31-2-B
W2VMS.....	16-8-1-B	W8MGA.....	114-19-3-B

W. Pennsylvania

W3QKI.....	700-70-5-B	W8ZPH.....	108-18-3-B
W3KWL.....	288-36-4-B	W8QBJ.....	96-21-2-B
W3LNA.....	280-35-4-B	W8BOI.....	48-12-2-B
W3KXI.....	126-21-3-B	W8MGP.....	48-12-2-B
W3KWE.....	42-14-3-A-B	W8MFE.....	36-9-2-B

CENTRAL DIVISION

Illinois

W9PK.....	530-53-5-B	W9DRN.....	408-51-4-B
W9JGA.....	258-43-3-B	W9KCV.....	156-26-3-B
WN9PUW.....	80-20-2-B	W9ADO.....	56-14-2-B
WN9PYV.....	34-17-1-B	W9LWQ.....	6-3-1-B

Indiana

W9HEQ.....	360-36-5-B	W9NSF.....	232-29-4-A-B
W9GLW.....	80-10-4-B	WN9OVL.....	78-19-2-B
W9JUJ.....	44-11-2-B	W9BUM.....	40-10-2-B

Wisconsin

W9BTI.....	216-27-4-B	W9AFT.....	200-25-4-B
W9UJM.....	168-21-4-B	W9TQ.....	104-13-4-B
W9FAN.....	54-10-3-B	W9NVK.....	40-10-2-B
W9DSP.....	24-6-2-B	W9LEE.....	24-6-2-B

GREAT LAKES DIVISION

Kentucky

W4JDN.....	138-23-3-B	W4KZF.....	52-13-2-B
W4SMU.....	40-10-2-B		

Michigan

W8NNE.....	612-51-6-B	W8RMH.....	520-52-5-B
W8DX.....	440-44-5-B	W8RWW.....	340-34-5-B
W8DIV.....	216-27-4-B	W8GYU.....	192-24-4-B
W8BGY.....	176-22-4-B	W8DDO.....	90-15-3-B
W8MRK.....	40-10-2-B	W8KKB.....	24-6-2-B

Ohio

W8VOZ.....	1000-62-9-A-B	W8LPD.....	660-62-5-A-B
W8HUX.....	435-44-5-B	W9UOF/8.....	416-52-4-B
WN8HOH.....	294-49-3-B	W8BVI.....	285-48-3-B
W8BMO.....	258-43-3-B	W8WRN.....	240-30-4-B

(Continued on page 144)

HUDSON DIVISION

N. Y. C.-L.I.

W2BVU.....	714-51-7-B	W2PCQ.....	588-42-7-B
W2PQA.....	312-39-4-B	W2UDC.....	118-28-2-B
W2GPH.....	100-25-2-B		

N. Y. C.-L.I.

W2PRB.....	2034-170-6-B	W2CET.....	1344-84-8-B
W2GMT.....	1212-101-6-B	W2GLU.....	870-87-5-B
W2BNX/2.....	850-85-5-B	W2DLO.....	846-72-6-B
W2QAN.....	750-75-5-B	WN2AOC.....	650-65-5-B
W2QHZ.....	476-34-7-B	W2AOD.....	370-37-5-B
W2KUU.....	370-37-5-B	WN5KFEV.....	328-41-4-B
W2MHE.....	320-40-4-B	W2ODB.....	296-37-4-B
WN2KAC.....	290-29-5-B	W2KMH.....	256-32-4-B
W2IFM.....	234-39-3-B	W2IN.....	208-26-4-B
W2LXL.....	208-26-4-B	WN2IVN.....	128-21-3-B
W2YBL.....	114-19-3-B	WN2BNS.....	96-16-3-B
W2JCI.....	84-14-3-B	W2DID.....	78-13-3-B
W2LGL.....	32-16-2-B		

N. New Jersey

W2NLY.....	3780-211-9-B	W2MM.....	1264-79-8-B
W2RKY.....	1068-89-6-B	W2DFV.....	954-80-6-B
W2QQF.....	852-71-6-B	W2PEV.....	840-60-7-B
WN2FBZ.....	528-69-4-B	W2YKX.....	670-67-5-B
WN2AZP.....	504-63-4-B	W2RQI.....	480-60-4-B
W2IDZ.....	432-27-8-A-B	WN2JZV.....	432-54-4-B
W2CIP.....	376-47-4-B	W2DZA.....	310-30-5-A-B
WN2LHS.....	198-33-3-B	W2HCD.....	156-26-3-B
W2GDN.....	66-11-3-B	W2MHC.....	44-11-2-B
W2MPP.....	36-9-2-B	W2AJD.....	28-7-2-B



RADIO • TELEVISION • ELECTRONICS

In all Technical Phases
New Classes (Day & Evening) Start
1st of Dec., Mar., June, Sept.

FREE PLACEMENT SERVICE for GRADUATES
For Free Catalog write Dept. ST-52

RCA INSTITUTES, INC.

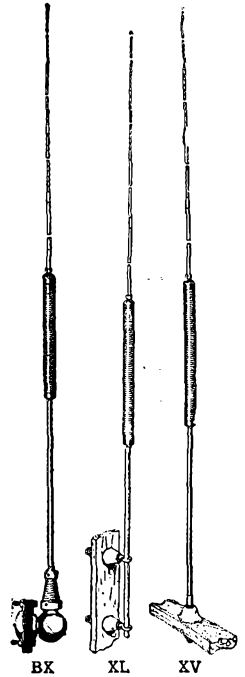

A Service of Radio Corporation of America
350 WEST 4th ST., NEW YORK 14, N. Y.

NO QUESTION

Premax Antennas

BRING IN THE SIGNALS

Low-cost, center-loaded Antennas for mobile and marine use between 2 and 8 mc. have 6' tapered hi-carbon, oil-tempered steel whips mounted above the loading coil and a special base rod. With these Premax Antennas a gain of 6 db. or more can be secured over conventional whip types, equal to multiplying the power by 6.3 times. Ideal for Civil Defense, Marine, Mobile Amateur 75 or Airport.



PREMAX PRODUCTS
DIVISION CHISHOLM-RYDER CO., INC.
 5202 HIGHLAND AVE., NIAGARA FALLS, N. Y.

SEND for
BULLETIN

Style BX (base mount extra) for mobile; Styles XL and XV for marine (base mount included).

TELEVISION • RADIO ELECTRONICS

Training in all branches of television, radio and electronics. FCC exam. preparation. Write for free catalog

COMMERCIAL RADIO INSTITUTE

(Founded 1920. Apprx. by MD. Board of Education)
 Dept. B., 38 West Biddle Street Baltimore 1, Maryland

No other Semi-Automatic Key
 so EASY on the Arm!

Order YOURS
 Today!


VIBROPLEX

WORLD'S FINEST BUG

Twice as easy
 as hand sending
 5

Smart
 Models

Super DeLuxe Presentation, Original, Blue Kacer, Lightning Bug, Champion, \$12.95 to \$29.95



Never tires the arm. There's no nerve strain. Adjustable to suit any hand. **PATENTED JEWEL MOVEMENT** assures smooth, easy action, easier operation, better signals. Whether you choose Vibroplex Super DeLuxe Presentation with 24-K gold plated base top and **SUPER-SPEED CONTROL MAINSPRING** that lets you send from dead slow to top speed, and requires no additional weights for slowest sending — or one of the other models — you'll get the finest semi-automatic key your money can buy. In Vibroplex you have every practical feature for faster . . . easier . . . better keying! Left hand models one dollar more. At dealers or direct. **FREE** catalog.

Headquarters for NEW portables, all models and styles of type. Also, **REBUILT** standard and portable typewriters with **ALL CAPITAL** letters and other styles of type. Immediate delivery. Get our prices before you buy!

THE VIBROPLEX CO., INC.
 833 Broadway New York 3, N. Y.




C and G RADIO SUPPLY CO.

2502-6 JEFFERSON AVENUE
 TACOMA 2, WASHINGTON
 Main 2139 and Market 1059

Hallicrafters

NEW SX-73 COMMUNICATIONS RECEIVER "A Gibraltar of Stability"

It is the ultimate in all-wave receivers . . . this jewel of precision craftsmanship! Refined in even the smallest detail, the SX-73 meets the tough military communications specifications. Hallicrafters is proud to place its name on the SX-73.



HALLICRAFTERS SX-73

Turn to
 Page 5
 for complete
 specifications
 and frequency
 range

CRABTREE'S WHOLESALE RADIO & TELEVISION CO.


2608 ROSS AVENUE
DALLAS 1, TEXAS

hallicrafters

NEW SX-73 COMMUNICATIONS RECEIVER

"A Gibraltar of Stability"

It is the ultimate in all-wave receivers . . . this jewel of precision craftsmanship! Refined in even the smallest detail, the SX-73 meets the tough military communications specifications. Hallicrafters is proud to place its name on the SX-73.



HALLICRAFTERS SX-73

Turn to
Page 5
for complete
specifications
and frequency
range

RADIO COURSES

- RADIO OPERATING
- RADIO SERVICING
- CODE
- FM TELEVISION

Preparation for Civilian, Maritime, Army and Navy license requirements.

Personal Counselling Services for Veterans
Write for Catalog T.Q.

YMCA

TRADE & TECH. SCHOOL 15 W. 63 St., N. Y. 23
ENdicott 2-8117

MSI
Gilt Edge
Quartz
Crystals
FREQ-KC
3725

Quartz Crystals

Made to your specific specifications.

Accurate to the minutest tolerance.

Exacting in performance—with thorough dependability.

Whether one or a million, you get prompt shipment.

Send us detailed description and quantity for prices.

MICHAEL STAHL, Inc.

215 Fulton St New York 7, N. Y.

NEW ENGLAND DIVISION

Connecticut

WIHDS³ 2112-97-11-A-B-C-D
WIOS. 942-79-6-B
WITIA. 720-45-8-A-B
WIHDF 656-33-8-A-B-C-D
WISPX. 528-36-6-A-B
WIOLG. 330-33-5-B
WIQAS. 250-25-5-B
WIPHR. 228-29-4-B
WIBDP. 156-26-8-A-B
WIKHM. 150-25-3-A-B
WIAW³. 116-29-2-A-B
WIRWS³. 108-18-3-A
WIRMU. 80-20-2-B
WIHAX. 76-19-2-B
WIHXD. 48-12-2-A
WICEG³. 36-6-3-A
WITXM. 24-6-2-B
WNIUSF. 22-12-2-B
WIDJV³. 20-5-2-A
WILIH. 16-4-2-A

E. Massachusetts

WICTW 1080-108-5-A-B-C
WIFBJ. 940-94-6-B
WIBJN. 930-93-5-B
WIMMY. 860-86-5-A-B
WIAQE. 680-85-4-B
WIPLX. 605-61-5-B
WISUR. 544-64-4-B
WIMCR. 480-60-4-B
WITPZ. 408-68-3-B
WIODQ. 372-62-3-B
WNIUIQ. 372-62-3-B
WIRUU. 300-50-3-B
WICPB. 276-48-3-B
WITQP. 276-46-3-B
WIRPM. 204-34-3-B
WILZY. 200-25-4-B
WILAO. 198-33-3-B
WILKM. 174-29-3-B
WNIUAL. 144-24-3-B
WITTY. 140-35-2-B
WICTR. 112-28-2-B
WIHVP. 108-27-2-B
WIQFO. 66-33-1-B
WIFGT. 52-13-2-B
WIPLR. 52-13-2-B
WIALP. 44-22-1-B
WISQE. 40-10-2-B
WILSR. 30-15-1-B
W3OTC/1. 12-6-1-A

W. Massachusetts

WIRFU. 1080-60-9-A-B
WICCH. 174-29-3-B
WIOBQ. 150-25-3-B
WITSF. 100-25-2-B
WNIUBD. 96-16-3-B
WIRRX. 22-11-1-B
WIPHU. 16-8-1-B

New Hampshire

WIFZ. 48-12-2-A-B

Rhode Island

WIKCS. 1162-81-7-A-B
WISGA. 790-80-5-A-B
WNIITG. 282-47-3-B
WIRXJ. 132-22-3-B
WIAOP. 80-20-2-B
W1INM. 10-5-1-B
W1M1J. 10-5-1-B
W1AEL. 8-4-1-B

Vermont

W1MEP. 60-12-3-B

NORTHWESTERN DIVISION

Washington

W7EVO. 50-23-1-A-B
W7FIM. 20-10-1-A-B
W7BYK. 12-6-1-A-B

PACIFIC DIVISION

Santa Clara Valley

W6LOZ/6. 1060-106-5-B
W6TFZ. 1030-103-5-B
W6ZBS. 720-72-5-A-B
W6BHR. 264-44-3-A-B
W6INN. 156-26-3-B
WN6PBC. 144-24-3-B
W6YHL. 138-24-3-B
W6UYG. 132-22-3-B
W6GCG. 34-34-5-B

East Bay

W6AJF 790-79-5-A-B-D
W6NJJ¹. 360-60-3-B

San Francisco

W6MHF. 504-63-4-A-B
W6HMA¹. 147-25-3-B

San Joaquin Valley

W6GQZ. 320-32-5-B

ROANOKE DIVISION

North Carolina

W4CVQ. 36-6-3-B

Virginia

W4HBD. 348-29-6-B

West Virginia

W3PZK/8¹. 128-16-4-B

SOUTHWESTERN DIVISION

Los Angeles

W6HZ. 342-57-3-A-B-D
WN6NJU. 22-11-1-B

WEST GULF DIVISION

Northern Texas

W5IRP. 36-6-5-B

Southern Texas

W5FSC. 204-34-3-A-B
W5FEK. 192-32-3-B
WN5HB. 104-26-2-B
W5GOZ. 30-15-1-B
W5LLT. 18-9-1-B

CANADA

Ontario

VE3AIB. 728-91-4-A-B
VE3DIR. 712-90-4-B
VE3AQE. 472-59-4-B
VE3ANY. 420-70-3-A-B
VE3UT. 240-40-3-A-B
VE3BPB. 170-17-5-B
VE3DER. 150-25-3-A-B
VE3DHL. 148-37-2-A
VE3BHQ. 100-25-2-B
VE3DAV. 51-26-1-A
VE3AKO. 40-20-1-A
VE3DAT. 38-19-1-A
VE3OJ. 12-6-1-A-B
VE3BBW. 10-5-1-A-B

¹ Multioperator station, not eligible for award.

² Steel City Amateur Radio Club station, W3RXT operator.

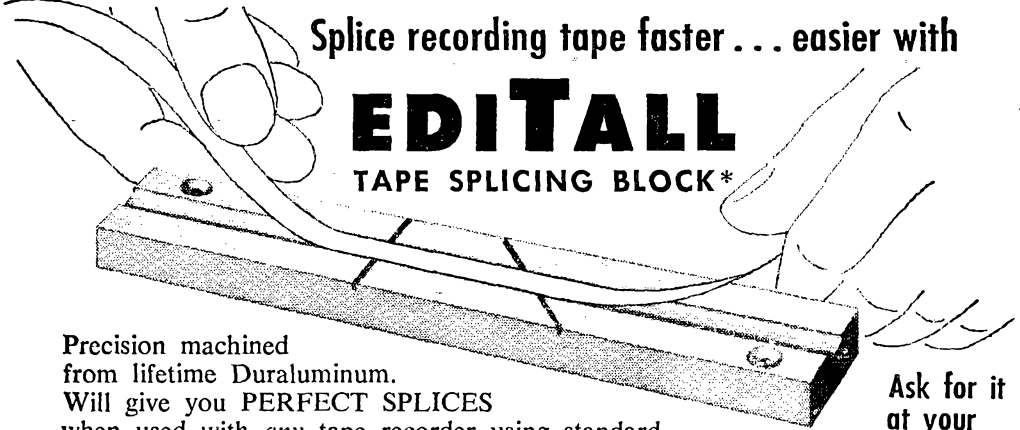
³ Headquarters staff, not eligible for award.

ATTENTION RADIO AMATEURS!

Splice recording tape faster . . . easier with

EDITALL

TAPE SPLICING BLOCK*



Precision machined from lifetime Duraluminum. Will give you **PERFECT SPLICES** when used with *any* tape recorder using standard tape. No clips or mechanical devices to go out of order. **\$6.50** Popularly priced at only.....

Ask for it at your local distributor.

MANUFACTURED EXCLUSIVELY BY

TECH LABORATORIES, INC. BOX 148 PALISADES PARK, N. J.

Exclusive Canadian Distributor: RCA VICTOR Ltd.

*PATENT APPLIED FOR

RECEIVING SENDING
CODES *Speed* *without strain*

CHAMPIONS ENDORSE CANDLER WAY

Get skill, accuracy, speed with the highly endorsed Candler System. Learn to send and receive by telegraph or radio code. Government service and commerce need thousands of better trained operators. Air commerce, mail, freight, etc., demand expert, reliable operators. Good pay. Get the Candler System, the maker of champions. It teaches you the "knack" of sound sense, alertness, speedy sending and receiving without strain. Adventure — good pay. Learn at home or wherever you are. Rush name today for free book.

FREE!

CANDLER SYSTEM CO.
Dept. 4-E, Box 928, Denver 1, Colorado, U.S.A. and at
52b, Abington Road, Kensington High St., London W.8, England


RADIO PRODUCTS SALES CO.

1501 SO. HILL STREET
LOS ANGELES 15, CALIFORNIA



NEW SX-73 COMMUNICATIONS RECEIVER "A Gibraltar of Stability"

It is the ultimate in all-wave receivers . . . this jewel of precision craftsmanship! Refined in even the smallest detail, the SX-73 meets the tough military communications specifications. Hallicrafters is proud to place its name on the SX-73.



Turn to **Page 5** for complete specifications and frequency range

HALLICRAFTERS SX-73

ELECTRONICS

Versatile, energetic man wanted in applied physics department for research on electronic circuits as applied to vacuum technology.

National Research Corporation

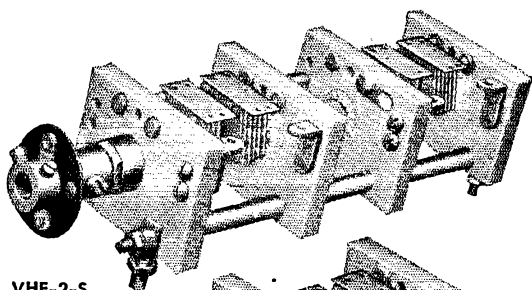
70 Memorial Drive

Cambridge 42, Massachusetts




NATIONAL

- Proven
- Dependable
- Quality



VHF-2-S



VHF-1-D

VHF CONDENSERS

National VHF condensers feature ball bearings, front and back, for smooth operation and freedom from backlash; exceptionally rigid construction, mounting brackets for 7-pin miniature tube sockets to minimize lead lengths, wide frequency range, silver-plated stators, rotors and connections and shaft extensions at rear for ganging purposes. Both double and single spaced models are available in single or double sections covering all needed ranges. Write for drawings and specifications.

National



EST. 1914

NATIONAL COMPANY, Inc.
MALDEN, MASSACHUSETTS

Correspondence

(Continued from page 71)

ARRL in keeping ham TVI out of our future receivers.' Bah! I have a rig that will TVI any receiver!

Note the QTH. Best darn cure for TVI yet. I haven't worked anyone since I was W7OCH in Portland, because I was putting up my rhombic antenna here on the Island and ran out of space, fell into the water and drowned.

— John E. Fick, KL7AJX

EXTEND A HELPING HAND

Hennessey, Oklahoma

Editor, *QST*:

I was called on a few days ago to investigate some TV interference and after checking the neighborhood, I found an xmitter built on a breadboard without any shielding, by-pass or other precautions. This rig was in a position whereby any small child or adult could come in contact with high voltages.

Now those newcomers are the finest fellows in this country and they need help. (We were all in that same class years ago.) I suggest that it is up to the ARRL and us old-timers to work more with those fellows and help them over the hump. Some of them are discouraged because they do not understand their rigs and how to operate them. This can be corrected if an older, more advanced operator will pay them a visit and do a little coaching.

May I suggest that every Novice who intends to try for the higher ticket read *QST* and work with the ARRL, tune in on the code lessons, and make use of other things that ARRL has to offer.

— W. P. Waggoner, W5UCT

NOVICES ON ELEVEN?

4622 N. Kelso

Chicago, Illinois

Editor, *QST*:

Was just wondering if any Novices are using 11 meters at any time. So far I haven't heard one sig.

We're planning to operate on a frequency of 27.1 Mc. soon and to start the ball rolling, we will listen for some sign of life every night from about 7 to 8 CST. Also, whenever we see that 10 meters is hot, we will be operating on 11 simultaneously.

— John Elaherty, WN9QVT

24-HOUR QRM

528 South Wood St.

Fremont, Ohio

Editor, *QST*:

Needless to say, I, like 95% of the ham fraternity, think that the Novice ticket is the greatest boost ham radio has ever had. It is a much needed shot-in-the-arm that is not likely to peter out. But something that anyone who never listens to 80 c.w. or works the band doesn't know is that the Novice has actually brought this band back to life. They tell me that before the war it used to be a good band for a QSO at any time, but except for the period immediately following the opening up a few years ago 80 has been deader than yesterday's ginger ale during daylight except for an occasional spurt of activity on a Sunday. Not so any more — the Novice has taken over — AND HOW! Good ol' 80 now sounds like 40 on a Saturday or Sunday and there is at least some activity on the band every day in the daytime. Just hearing those Novices on there has caused a lot of the old-timers to get in on it too. Due to the Novice 80 is again justifying its existence during the daylight hours for the c.w. man. More power to the Novice. 73.

— Ray Grob, jr., W8YFJ

COMPLETE RADIO TRAINING!


Prepare now to accept a responsible position in Commercial Radio. New developments will demand technicians with thorough basic training, plus a knowledge of new techniques discovered during the war. Training open to high school graduates, or those with high school equivalency. Courses 6 to 18 months' duration in RADIO AND ELECTRONICS. Approved Veteran training in Radio. Write for Particulars.

VALPARAISO TECHNICAL INSTITUTE
DEPT. TN Valparaiso, Ind.

... if you are an

ACTIVE AMATEUR

you need these . . .



Record keeping can often be tedious. But not with the *ARRL Log Book*. Fully ruled with legible headings it helps make compliance with FCC rules a pleasure. Per 50¢ book

Mobile and portable operational needs are met by the pocket-size log book, the *Minilog*. Designed for utmost convenience and ease 30¢

First impressions are important. Whether you handle ten or a hundred messages you want to present the addressee with a neat looking radiogram . . . and you can do this by 35¢ using the *official radiogram form*. 70 blanks per pad . . .

If you like to correspond with fellow hams you will find the *ARRL membership stationery* ideal. Adds that final \$1.00 touch to your letter. Per 100 sheets

and they are available postpaid from . . .

The American Radio Relay League
West Hartford, Conn.

RADIO and TELEVISION

Over 30 years N.E. Radio Training Center. Train for all types FCC operators' licenses. Also Radio and Television servicing. FM-AM broadcasting transmitters at school. Send for Catalog Q.

MASS. RADIO SCHOOL

271 Huntington Avenue Boston 15, Massachusetts
Lic. by Comm. Mass. Dept. Educ.



Founded in 1909

RADIO TELEPHONY RADIO TELEGRAPHY RADAR & LORAN

Courses ranging in length from 7 to 12 months. Dormitory room and board on campus for \$48.00 a month. The college owns KPAC, 5 KW broadcast station with studios located on campus. New students accepted monthly. If interested in radio training necessary to pass F.C.C. examinations for first-class telephone and second-class telegraph licenses, write for details.

PORT ARTHUR COLLEGE PORT ARTHUR TEXAS

Approved for G. I. training

ZACK RADIO SUPPLY CO.


1426 MARKET STREET
SAN FRANCISCO 2, CALIFORNIA



NEW SX-73 COMMUNICATIONS RECEIVER

"A Gibraltar of Stability"

It is the ultimate in all-wave receivers . . . this jewel of precision craftsmanship! Refined in even the smallest detail, the SX-73 meets the tough military communications specifications. Hallicrafters is proud to place its name on the SX-73.



HALLICRAFTERS SX-73

Turn to Page 5 for complete specifications and frequency range

HAM-ADS

(1) Advertising shall pertain to radio and shall be of nature of interest to radio amateurs or experimenters in their pursuit of the art.

(2) No display of any character will be accepted, nor can any special typographical arrangement, such as all or part capital letters be used which would tend to make one advertisement stand out from the others.

(3) The Ham-Ad rate is 30¢ per word, except as noted in paragraph (6) below.

(4) Remittance in full must accompany copy. No cash or contract discount or agency commission will be allowed.

(5) Closing date for Ham-Ads is the 25th of the second month preceding publication date.

(6) A special rate of 7¢ per word will apply to advertising which, in our judgment, is obviously non-commercial in nature and is placed and signed by a member of the American Radio Relay League. Thus, advertising of bona fide surplus equipment owned, used and for sale by an individual or apparatus offered for exchange or advertising inquiring for special equipment, if by a member of the American Radio Relay League takes the 7¢ rate. An attempt to deal in apparatus in quantity for profit, even if by an individual, is commercial and all advertising by him, takes the 30¢ rate. Provisions of paragraphs (1), (2) and (5), apply to all advertising in this column regardless of which rate may apply.

(7) Because error is more easily avoided, it is requested signature and address be printed plainly.

(8) No advertiser may use more than 100 words in any one issue nor more than one ad in one issue.

Having made no investigation of the advertisers in the classified columns, the publishers of QST are unable to vouch for their integrity or for the grade or character of the products or services advertised.

QUARTZ — Direct importers from Brazil of best quality pure quartz suitable for making piezo-electric crystals. Diamond Drill Carbon Co., 719 World Bldg., New York City.

QSL Cards? SWLS? Large variety. Samples, 25¢. Sakkera QSLs, W8DED, Holland, Michigan.

MOTOROLA used communication equipment bought and sold, WSBCO, Ralph Hicks, 204 E. Fairview, Tulsa, Okla.

QSL's by Glenn Print (W3FSW, Griffith). On vacation.

SUBSCRIPTIONS. Radio publications a specialty. Latest Call Books, \$2.50. Earl Mead, Huntley, Montana, W7LCM.

QSL's - SWL's Meade W6KXI, 1507 Central Avenue, Kansas City, Kans.

5-Element 2-meter beams. Riverside Tool Co., Box 87, Riverside, Ill.

WANTED: Your surplus radio receivers, transmitters, ARC-1, ARC-3, ART-13. We buy anything. What have you? Tom Allen, 159 Carlton Ave., Brooklyn 17, N. Y.

QSL's Taprint, Little Rock, Mississippi.

QSLs, SWLs, America's Finest! Samples, 10¢. C. Fritz, 1213 Briar-gate, Joliet, Ill.

WANTED: TG-29 telegraph repeater, 1-193-A relay test set. Also wanted: Teletype 1/40th HP synchronous motor. W6ITH, Moraga, Calif.

ELIMINATE TVI. Shield your rig. 26 gauge heavy plated bright steel. Perforated 75 #53 holes per in. Easily cut forms and soldered. Sheets 29" x 23", 2 for \$3.50; five for \$6.50 postpaid. Sample dime in stamps. Republic Television, Inc., Dumont, N. J.

DON'T fail! Check yourself with a time-tested Surecheck Test similar to FCC tests. Novice, \$1.50; Conditional and General, \$1.75; Advanced, \$2.00. Amateur Radio Supply, 1013 Seventh Ave., Worthington, Minnesota.

QSLs: Fluorescent QSLs radiant and glowing with quality control. QSLs Kromekote three colors and up. Rainbow maps, DX QSLs. Samples rushed, 10¢. Uncle Fred, Box 86, Lynn, Pa.

QSL and SWL cards. Samples, WISQF, Minner, Candia, N. H.

PHONE patch schematics, practical discussion, \$1.00. Nichols, W1MRK.

WANTED: Top prices paid Navy melvyns 1F, 1G, 1CT, 5F, 5G, 5CT and BC-348; BC-221, AN/ART-13, AN/ARC-1, AN/ARC-3, RTA-1B. Electronic Research, 719 Arch St., Philadelphia.

FOR Sale: RG-8U Coax in 29 ft. lengths with fittings, \$2.00 plus postage. C. F. Moretti, W2AIH.

ANNOUNCING AREL New England Division Convention and Hamfest, sponsored by Hampden County Radio Club, at Eastern States Exposition Grounds, West Springfield, Mass., Saturday, June 14, 1952. Registration and banquet, \$5.00. Registration only, \$2.00. Send checks to Albert Jackson, W1OBQ, Treasurer, P.O. Box 221, Springfield, Mass.

QSL's. Brownie, W3CJI, (Richard Brown again in business) 433 Chestnut St., Emmaus, Penna.

SX-62 WANTED. Must be in perfect condition. Will sell S-47 less than one year old. Guaranteed perfect condition. E. E. George, 5108 Stonewall Road, Little Rock, Arkansas.

WANTED: Motorola mobile equipment. Box 382, Newark, N. J.

WANTED: Harvey-Wells, Viking, 310B exciter, NC-57, NC-240D, Leica G, will sell AI SX 28A, spkr, \$175.00; Navy PCA 300 Panadaptor good condx, \$75; VHF 152A, unused, \$65; command xmitter 2.1 to 3 Mc, \$17.50; BC221 and pwr., \$50; PE-103, original crate, \$25; 322 and pwr supply, \$39.50; BC654, PE103, PE104 and cable, \$85; 4-65A, \$11.00; 810, \$6.00; 304T, 1.55, \$29.98; 60 amp 5 W Fil. xformers, \$10; new Zeiss 2 1/2 x 2 1/2 f. 4 1/2, case, \$33; new \$66.00 Argoflex, \$40. Argus A2, \$20.00. Sell, Swap, buy, WSOWG, 125 Main, Ardmore, Okla.

QSL CARDS? Modernistic? Cartoons? Rainbow-map? State-map? QSL samples 25¢. Sakkera, W8DED, Ham Print Shop, 53 East 7th St., Holland, Michigan.

WANTED: Aircraft radio technicians. Experienced installation and maintenance all types aircraft electronic, communication and navigation equipment. Write, stating education, experience and starting salary desired. Atlantic Aviation Service, Box 1709, Wilmington, Del.

QSLs: 100, \$1.95 up. Samples, 10¢. Griffith, W3FSW, 1042 Pine Heights Ave., Baltimore, Md.

LATEST Call Books, \$2.50. Earl Mead, W7LCM, Huntley, Mont.

CRYSTALS: Low drift, mounted units, Exact frequency, \$1.50 each. ± 5 kilocycles, \$1.00. Postage extra. Bron Laboratories, Williamsport, Penna.

SELL: ARR7 Hallicraeters surplus receiver, used 1-year. Make offer. Bob Garnett, Monte Vista, Colorado.

WANTED: Motorola mobile transmitter. TVI proof home rig. Box 382, Newark 1, N. J.

ATTRACTIVE QSL cards. Atlantic Press, P.O. Box 346, Clifton, N. J.

WOULD like help from local operator on code and theory. R. Cro, 20 Orchard, Wellesley, Mass.

SELLING BC454-B, BC455-B, 80 and 40 meter receivers. Completely converted. Each has power supply. Like new. \$20 each. Jack Wittmack, WN6EKG, 266 S. Lime St., Orange, Calif.

SELL: Drake TVI filter TV-52-40LP. Reasonable. W6FQQ, 2224 E. Willamette, Colorado Springs, Colorado.

BEST Offer, any or all: Super Pro 400X, Signal key, QST, Nov. 1929 through December 1951. Handbooks, 1929, 1932, 1940. W8VOY, L. Ingalls, Tracy, Minn.

SACRIFICE Collins J2RA transmitter, 120 watts phone, \$90 or best offer. QST's 1926-1948 inclusive. Best offer. Parts, request list. Lt. Col. Felestad, W6CU, Camp San Luis Obispo, Calif.

FOR Sale: Stancor ST-202A, 125 watts; HT-17, S-40-B, Triplett 3413, crystal controlled ARC-5 as per QST 1 Nov. issue. Also Novice stals. Wan: VHF-152A, Millen 90811. Jackman, WIUAD, 749 Wood Ave., Bridgeport, Conn.

WANTED: Dynamotors DV-17, DV-12, PE-103A, transmitters ART-13, ATC, TCS, BC-610, Collins, receivers BC-348, BC-312, BC-342, Collins, National, Hand generators, any type; Vibrator power supplies PE-237, PE-104A, Rectifiers, RA-34, RA-62, RA-20. Technical manuals, tubes, var surplus test equipment. Arrow Appliance, 25 Harrison Ct., Lynn, Mass.

TEN Meter Sylvan crystal-controlled converter, complete with A.C. power supply, \$19.50. W5AL-A, 4531 Fairway, Moore, Dallas 19, Texas. NC-173 receiver, excellent condx, \$150; May QST Novice transmitter, \$15. Douglas Phelps, Sidney, N. Y.

FOR Sale: One hundred feet Andrew type S450 air-filled fifty ohm copper coax, complete with dry air pump; one end terminal with pressure gauge and inlet valve other end terminal with pressure valve, also two adapters for RG-8U cable. All brand new, \$182.50, F.o.b. Erie. K. A. Schlaudecker, W3NOJ, 1824 West 32nd St., Erie, Penna.

THORD, transformer 1750 and 1500 volts DC, 300 mils. Never used. \$37. W8ARO.

WILL swap: Speedgraphic, Contax, Leica, extra lenses, other photo equipment, excellent condx, for 3V2 and ham gear. B. Clouse, 1970 Riverside Dr., Columbus 12, Ohio.

SX-32 recvr with National speaker, similar to SX-28, asking \$90. Kenyon multimatch, 40W modulation xformer, \$5. ARC-5, J-6MC, 7-9MC recvrs, \$10 each, 190-550KC, \$15. Mallory Vibrapack 6V DC to 300V, 100 Ma. \$10.00. Prices F.o.b. Alan Saeger, W2FGK, 26 Alpine Lane, Hicksville, L. I., N. Y. HI 3-5663.

10-METER rig, plug-in coils, VFO, output 40 meters, NBFM, 250, 500 or 900 watts. Mounted in blonde cabinet, final 813's, and buyer must call for it. \$125.00. Jensen, 1944 Thurston Ave., Racine, Wisconsin.

HALLICRAETERS S-36 wanted. W2ADD.

COLLINS 32V-2 for sale. Never used. W6OUC, 8311 Webster St., Omaha, Nebraska.

WANTED: SX42 and R42 spkr for \$175. W. H. Oldendorf, Lt (Jg), MC USNR, Naval Hospital, Newport, R. I.

HAMFEST time: come to Camp Ki-Shau-Wau where the Starved Rock Radio Club will again hold their annual Hamfest June 8th. Follow "Hamfest" signs south from Junction of Illinois Routes 178 and 71 or East on blacktop road from Tonica, Illinois. One dollar advance registration or one-fifty at the gate. For addtl., info, write W6MKS, George E. Keith, Box 22-A, Utica, Ill.

CUSTOM-Made 80-10 150 W. deluxe transmitter in chromium plate relay rack with 2 National MB150 tuners and one MB40 tuner. See Handbook 1951, p. 211 for circuit. Pair of 807's modulators, p. 264 Handbook for circuit, \$250. Write: S. S. Friedland, Storrs, Conn.

SELENIUM Rectifier and transformer kit O-16VDC/12 Amp, \$23.98. Snooterscope, Infrarad, Sees-in-dark-tube, data, \$4.98. IN34 prepaid USA, 7 for \$4.65. Sell your surplus tubes and equipment. Free Tabogram. "TAB" 109 Liberty St., N. Y. C.

FOR Sale: SX-28, rack model, matching speaker, \$100. Express collect. Mildred Drobnick, 145 Main St., Franklin Boro, Conemaugh, Penna.

ESTATE of late Donald Haring, W2OQT disposing of all equipment. Meissner 150B xmitter, VHF receivers, etc. Send for list or call W2YV, 32 Rock Lane, Levittown, Hicksville, L. I., N. Y. HI 5-6031-W.

WEBSTER 180 wire recorder, like new, with 14 half-hour, 3 hour spools of wire; extra take-up drums. First \$99.50. W1SYV, Milton Academy, Milton, Mass.

QSLs by W2HAZ, Petty, 17 Southard, Trenton, N. J.

AM in process of forming boys' radio club (9). Need low-cost used equipment, parts, tools and above all, corresponding help for securing our tickets. H. Hoffman, Naples, Florida.

WANTED: "Kyttoon" for antenna tests. W1BB.

NEW crystals for all commercial services at economical prices; also regrounding or replacement crystals for broadcast, Link, Motorola, G-E and other commercial types. Over 16 years of satisfaction and fast service. Eidson Electronic Co., Phone 3-3901, 1802 North Third, Temple, Texas.

TRADE Remington portable and case, excell. condx. on receiver or TR8501 and pwr supply, pay cash difference. Sell Lettine 240, coils 80-40-20 slightly used, \$70. Portable S72 new condx, \$30. Blum, 2661 Dulane Ave., Columbus 4, Ohio.

FOR Sale: Meissner 150-B complete. Write or phone: Darrell D. Kimball, WITX, 184 Hersey St., Hingham, Mass. HIN. 6-0917-R. Will deliver within 200 miles of Boston. What am I offered?

WANTED: S40B or equivalent receiver. W9VQC.

FOR Sale: Gon-Set Tri-band with nine tube fixed tuned; Philco receiver, built-in clipper, 1st class condx. First \$65.00 takes. F. Mosser, W8ZAI, 6894 State Park Blvd, RFD #5, Pontiac, Mich. WANT: SCR-604, BC-1106, PE-237, DV-12, DV-17, GN-58, ART-13, ATC. Tech manuals, war surplus test equipment, radar equipment. Sell: 1 h.p. 3 phase motor, \$35. T. Clark Howard, WIAFN, 46 Mt. Vernon St., Boston 8, Mass.

FOR Sale: Hallicrafters HT9 transmitter 10-80 meters, 100 w. fone 125 w. cw complete; Meissner EX signal shifter with NBFM and power supply; VHF 152A, converter for 2-6-10 meters (brand new). No fair offer rec'd. Need the cash. Arnold Jones, E43rd St. 11th Ave., Bldg. 44, Paterson, N. J.

SELL: HT9 transmitter, 125 watts, coils 80 to 10, extra 814 and crystals, \$250. BC459 and 696 VFO's with power supply and relays, \$50.00. HRO STA1, \$175. All in excellent condition. No delivery. Paul Barrabee, W1E2G, 35 Morseland Ave., Newton Centre, Mass.

FOR Sale: New Hi-power Thordarson transformers, chokes, filter condensers, new meters, new pair of Eimac 4-250A's, new Bud 43" enclosed rack, chassis, etc. QST and CQ 1946-7-8-0; Handbooks, etc. Send for list. A. Martinka, 1253 Grace St., Chicago 13, Ill.

FOR Sale: Millen 90700 Variarm, \$20; JBT Model 30F frequency meter, 48-62 cycles 100-150 volts, new, \$15; BC454B, new, \$9; BC454A, new, \$6; 48-900D frequency meter 14.5-23.5 Mc, new condx, \$25; Eicor Dynamotor, volts input 14 volts, output 1000-350 amp. New \$14. Prop pitch motor. Converted, \$16.00. Cannot ship last two items. K. Blamey, 24 Conestoga Drive, Pittsburgh 34, Penna.

SELL: Crystal 14,099 kc., \$2; 810 tubes, \$8 each; power transformer, UTC S-47 1500-1250-1000 v. each side center tap, \$18; Coil. B&W 40-meter 1CL, \$1.50; condensers, National neutralizing STN 18, \$2.00 each. James L. Poterack, W8ZZK, 939 W. Drive, Indianapolis.

FOR Sale: Meissner Model EX signal shifter in excellent condx. Complete, with FMX modulator; \$65.00. R. Werner, W9SOV, 727 6th Ave. West, Grand Rapids, Minnesota.

WANTED: In like-new condx, Workshop 20-meter beam for Johnson rotator HRO50-T-1. Description and price to WTBA Peek, Seattle, Wash.

WANTED: 32V2 Collins transmitter. State best price in first letter. All correspondence will be answered promptly. P.O. Box 1931, Abilene, Texas.

FOR Sale: Lettine 240 and NC-46. Both in excellent shape. Best offer. Write to Jerry Williamson, Piler, Idaho.

THREE K-7 gun mounts for sale. Perfect beam rotators; \$10 each. Perfect condition. Described in surplus conversion manual, second edition. Harry E. Harris, W6PRM, 2616 Castle Heights Ave., Los Angeles 34, Calif.

FOR Sale: 2-meter receiver built from article in November 1951 QST. Highest offer taken or will trade for 10 or 20 meter beam antenna. William Madigan, jr., 159 Nott St., Wethersfield, Conn.

TIME payments are available on any and all items under what we consider to be the most flexible plan available today. Write for details, and request our latest list of used communication equipment at the same time. We also accept trade-ins, so ask us for a quotation. Write Carl, W1BFT, Evans Radio, Concord, N. H.

SELL: Low-priced receiver. Suitable for Novice. TV booster cheap. Edgar Stanley, K. J. Waverly, Ohio.

OLD QSTs, other mags still needed by June, Dec. 1916 (have 1916 issues to trade), 1917-23; Wireless Age, 1920-25. Break down, men, and gladden this old antiquarian's heart! Write now Uncle Vern, W6ERS, 700 Rolph St., San Francisco 24, Calif. RC-610E wanted: Also BC614, may be less tubes and in repairable condition. Please state condition and price. W2FMB, 98 Holland Road, South Orange, New Jersey.

WANTED: Marconi, Electro Importing, Wireless Specialty, DeForest apparatus; Electrical Experimenter, Wireless Age; 1913-14-15-16 Yearbook of Wireless Telegraph and Telephony; Collins "Wireless Telegraphy"; Murock 2 slide tuning coil; early crystal detectors; early hand keys. Any amateur apparatus manufactured before 1925. Describe all items fully and price wanted. L. Rizoli, W1AAT, 100 Bay View Ave., Salem, Mass.

WANTED: Your attendance at the Mid-American and Dakota Division ARRL Convention, September 5, 6 and 7, 1952. Niccollet Hotel, Minneapolis, Minn.

FOR Sale: Hallicrafters SK42, 3 speed automatic record-changer, Lane acoustically lined Lowboy baffle containing two 15" Jensen coaxial speakers with matching network, \$350; Electronic designs VTVM, \$35; Sylvania tube tester, portable, in steel case, \$35; new Harvey-Wells TR850D xtal. mike, PE-103, xtals, \$190; Abbott TR-4, 6V dc-110V ac, 300 V at 100 Ma., mike tubes, plywood case. Free delivery within 100 mile radius; beautiful audio system. Harry E. Noyes, W1FTB, 120 Forest St., Rutland, Vermont.

SELL or trade: SCR522, 2-meter beam. Douglas W. Ryan, 58-23 185th St., Flushing, L. I., N. Y.

WANTED: Rotator for 20-meter beam. W9VQC.

SWAP: Hy-Lite 10-20 3-el. beam with T-matches for 8 mm movie equipment. W3RPG, Box 144, Thompsonstown, Penna.

WANTED: AN/APR-4, APR-5A, ARC-1, ARC-3, ART-13; TS-12 and other "TS-" particularly microwave equipment, even salvage; quantities of 725A/B, 3C22, etc. tube; any laboratory equipment. Top cash or SS swap; rush! Engineering Associates, 434 Patterson Road, Dayton 9, Ohio.

SELL: VHF-152A used five hours: \$50 plus express. Lew Wallace, Gouwanda, N. Y.

FOR Sale: transmitter 150-watts 10-160 meters fone-c.w. complete with antenn tuner, C.W. monitor, overmodulation indicator, control panel with 6 relays and all tubes. Mounted in 6 ft. rack. Best offer over \$200. W2FZJ, Jordan Road, New Hartford, New York.

WILL trade for good ham gear: high power rifles, like new, 8 mm Mauser Sportsman, Mauser automatics, 30-40 Craig, Winchester 73 what have you? R. M. Mills, jr., WSSNR, Box 224, Gulfport, Miss.

TRANSFORMER, 600 v. d.c. at 600 Ma (Harrison had it). Microphone, Turner 9D 500-ohm dynamic, 50 micro-amp. meter, G.E. Type 1D, 41, 3-in. round. All unused, excellent condx. Other small parts, stamp for list. Want cash. R. M. Smith, W1FTX, RFD #1, Granby, Conn.

BARGAIN: HQ-129X receiver with matching speaker, \$130. Temco 75GA transmitter. Fone or c.w. xtal or VFO, 100 watts fone. 125 c.w. new bias batteries. Only \$220. I purchased this equipment new and it has had good care. I will deliver by car free to any place within 100 miles of Dallas. Contact Don Tressler, W5KJV, 916 Graham, Dallas, Texas. Telephone TR-7685.

LOOKING for QST 1916-1919 U. S. Gov. Printing Office Call Books Commercial Stations 1922, 25, 26; Amateur Stations 1925, 26 Year Book Wireless Telegraph; Electrical Experimenter June 1913. Wireless catalogs such as Dink, Rasco, Mesco, E-I, etc. anything early. Radio Service Bulletin. National Amateur Wireless Assn bulletins. Early ARRL wall maps. Early Wireless School booklets. ARRL List of Member Stations. Marconi, US Navy or any early Call Books, or lists of calls or stations. Marconigraph, Collins Wireless Bulletin, ancient gear such as Umrigar Keys, Lyden jars, Helix, etc. gap. Marconi receiver, loudspeaker, phones. Robert L. Willis, W1PN, Box 26, Hyannis, Mass.

FOR Sale: Two RCA 8000's with sockets with about 20 hrs. service. \$18.00 the pair. Stanco P3898, 300 watt class "B" multitaip transformer like new, \$20. Meissner Model EX deluxe signal shifter, in excellent condition, \$20. W8RFA, 411 So. Jefferson, Ithaca, Mich.

WANT: Leece-Neville mobile alternator system. Cash or swap 3/4 H.P. Century motor, 115/230 V.A.C. W4KTZ, 2412 Brighton Drive, Louisville, Kentucky.

BC610E with speech amplifier, coils 10 through 40, \$450. HT-9, coils 10 through 80, \$190. Both complete and in good operating condition. Also power transformer and modulation transformer for BC610. Will take 250 watt Class B modulator and good receiver as part trade. All inquiries answered. Charles Strunk, W5JZP, Route 3, Box 351, Yuma, Ariz.

SELL: IRE Proceedings 1946-1951, in binders. In excellent condition. \$20. Eldico Hi-Voltage power supply kit, 1500 V. Never used, \$25.00. Bob Abernethy, W2PQV, 120 Frederick Ave., Babylon, L. I., N. Y.

ALL parts and one coil for 600 watt final includes 250TL as removed from BC610 \$45; 20-watt plate modulator for command mixer w/lwr supply, input for xtal mike, \$20; BC458A, new condx, \$6. SX28 and speaker, excellent condx, \$140. W9DSV, Box 261, Webster, Wis.

SELL or trade: Globe King (coils for 160 and 10) on air. New 522, S40 receiver. Mobile trans. with PE-103, 50 watt input. Morrow 2HC converter 10 and 75. Want: BC-610, Collins, SX42, HRO. What have you? Don Clark, W7OHG, 105 N.W. Main, Blackfoot, Idaho.

20 KV vacuum condensers, 40, 50 and 150 μ fd, only six of each will sell for \$6.00 each. W6LRT, Norman Lecourt, 1406 Venice Blvd., Los Angeles 6, Calif.

FOR Sale: Hallicrafters HT-9 transmitter, coils for 80, 40, 20, 10. Electro-Voice model 1000 speech clipper. Prewar Meissner signal shifter, coils for 80, 40, 20. Collins Navy TCS transmitter and receiver with 12 volt dynamotor power supply and loading coil. Receiver has Navy noise limiter kit installed. 110 volt A.C. supply for TCS. Built of mostly Collins parts on Collins chassis. Collins avn MBF transmitter converted to 10 meter. Receiver has single dial tuning, with tuning meter, hand-set, and balun unit in accessory case. Sonar 10-meter NBFM mobile transmitter. Morecroft. W6LFT, 2637 Pickens, Montrose, Calif.

BARGAINS: New and reconditioned Hallicrafters, Collins, National, Hammarlund, Harvey-Wells, Gonset, RME, Millen, Meissner, Lyco, Eimac, Morrow, others. Reconditioned \$38, \$60.00; SX0A, \$69.00; SX43, \$119.00; SX71, \$149.00; SX42, \$199.00; SX62, \$199.00; SW54, \$35.00; NC57, \$69.00; NC173, \$139.00; HQ129X, \$139.00; SX25, \$72. HFS, NC183, HRO7, HRO50, HRO50-1, SP400X, HF-10-20, VHF152A, RME45, Collins 75A1, Harvey-Wells, Bandmaster transmitters, Signal Shifters, etc. Shipped on trial. Terms, list free. Henry Radio, Butler, Missouri.

BARGAINS: Extra Special: Motorola P-69-13 Mobile receivers, \$29.50; Globe-King, \$15.00; HT-9, \$199.00; HRO-50, \$275.00; Lyco 600, \$109.00; SP-400X, \$249.00; HRO-7, \$199.00; Collins 75A1, \$275.00; HRO-5T, \$175.00; SX-71, \$159.00; HRO series, \$119.50; RME 2-11, \$99.50; RME-45, \$99.00; Meissner EX shifter, \$89.50; S-40A or SX-16, \$69.50; VHF-152A, \$69.00; HF-10-20, \$59.00; SX-24, \$69.00; Globe Trotter, \$79.50; Meissner Signal Calibrator, \$34.50; MBE11 mobile transmitter, \$27.00; 9080 oscillator, \$29.50; RCA chalyanist, \$75.00; KE-10, \$14.95 and many others. Large stock of trade-ins. Free trial. Terms financed by Leo, W6GFO. Write for catalog and best deal to World Radio Laboratories, 740-42-44 W. B'way, Council Bluffs, Iowa.

SELL: Complete KW AM/CW ham station. Best offer over \$250. Write or wire: WN8JGD, Tom Clements, Choate School, Wallingford, Conn.

AN/APR-4 COMPONENTS WANTED

In any condition. Also top prices for: ARC-1, ARC-3, APR-1, APR-5A, etc.; TS-34 and other "TS-" and standard Lab Test equipment, especially for the MICROWAVE REGION; ART-13, BC-348, BC-221, LAE, LAF, LAG, and other quality Surplus equipment; also quantity Spares, tubes, plugs and cable.

ENGINEERING ASSOCIATES


434 Patterson Road

Dayton 9, Ohio

Designed for



Application



SHAFT LOCKS

In addition to the original No. 10060 and No. 10061 "DESIGNED FOR APPLICATION" shaft locks, we can also furnish such variations as the No. 10062 and No. 10063 for easy thumb operation as illustrated above. All types are available in bright nickel finish to meet Signal Corps requirements or black oxide to meet Navy specifications.

**JAMES MILLEN
MFG. CO., INC.**

MAIN OFFICE AND FACTORY

MALDEN

MASSACHUSETTS




Index of Advertisers

Akers Company, Dallas C.	110
Allied Radio Corporation	97
American Radio Relay League, Inc.	104, 121, 133, 147
Ashe Radio Company, Walter	111
Astatic Corporation, The	124
Harker & Williamson, Inc.	131
Belden Manufacturing Company	91
Bendix Radio Division	120, 141
Bliley Electric Company	96
Brush Development Company, The	94
Candler System Company	145
Capitol Radio Engineering Institute	100
Chicago Transformer Company	85
Collins Audio Products Company, Inc.	131
Collins Radio Company	2
Commercial Radio Institute	143
Dow-Key Company, The	134
Eitel-McCullough, Inc.	89
Eldico of New York, Inc.	80, 81
Electro-Voice, Inc.	Cov. 11
Electronic Technical Institute	110
Engineering Associates	149
Evans Radio	140
Fort Orange Radio Distributing Company	127
Gardiner & Company	129
General Electric Company	151
General Radio Company	135
Gonset Company, The	137
Greenelee Tool Company, The	137
Hallicrafters Co., The	4, 5, 112, 114, 116, 118, 120, 122, 124, 126, 128, 130, 132, 134, 135, 136, 137, 138, 139, 140, 141, 142, 143, 144, 145, 147
Harrison Radio Company	109
Harvey Radio Company	88
Harvey-Wells Electronics	129
Heath Company, The	105
Henry Radio Stores	105
Hudson Radio & Television Corporation	106
Hy-Lite Antennae, Inc.	116
Instructograph Company	108
International Resistance Company	108
Johnson Company, E. F.	87
Knights Company, The James	93
Leeds Radio Company	117
Lettine Radio Manufacturing Company	122
Lysco Manufacturing Company	126
Mallory & Company, P. R.	83
Mass. Radio & Telegraph School	147
Master Mobile Mounts, Inc.	133
Millen Manufacturing Co., Inc., The James	150
Morrow Radio Manufacturing Company	132
Motorola, Inc.	118
National Company, Inc.	Cov. 111, 79, 146
National Research Corporation	145
Newark Electric Company	125
Niagara Radio Supply Corporation	113
Northrop Aircraft	139
Ohmte Manufacturing Company	95
Petersen Radio Company	7
Port Arthur College	147
Precision Apparatus Company	86
Premax Products Company	143
Radio Apparatus Corporation	137
Radio Corporation of America	Cov. IV
Radio Shack Corporation, The	101
Radio Manufacturing Engineers Inc.	128
Radio Wire Television Inc.	123
Raytheon Manufacturing Company	92
RCA Institutes, Inc.	107, 142
Rider Publishing Co., Inc., John F.	98
Srepco Inc.	135
Stall, Inc., Michael	144
Steinberg's, Inc.	119
Tech Laboratories, Inc.	145
Telex, Inc.	130
Terminal Radio Corporation	103
Triplet Electrical Instrument Company	90
Turner Company, The	149
Valparaiso Technical Institute	146
Vesto Company, Inc.	114
Vibroxplex Company, The	143
Weatinghouse Electric Corporation	102
Weston Laboratories	129
Wind Turbine Company	112
World Radio Laboratories, Inc.	115
YMCA Trade & Technical School	144

for Smooth Voltage Control

Variac



— the original continuously-adjustable auto-transformer — is the ideal device for controlling any a-c operated equipment.

VARIACS not only supply perfectly smooth control of voltage from zero, but also furnish output voltages 17% above line voltage. VARIACS are correctly designed for many years of trouble-free operation.

Illustrated below are the more popular units in the complete VARIAC line. Other models are available. VARIACS can be used singly, or in gangs for higher power and for polyphase operation.

Variac The trade name Variac is registered at the U. S. Patent Office. Variacs are patented under U.S. Patent No. 2,009,013 and are manufactured and sold only by General Radio Company or its authorized agents.

Input Voltage	KVA	OUTPUT—SINGLE PHASE DATA		Type of* Mounting	Type	Price	Image	Caption
		Output Voltage	Rated Maximum Amperes					
115	0.17	0-115 0-135	1 1.5 1.0	I	200-B	\$12.50		Type 200-B
115	0.86	0-115 0-135	5 7.5 5.0	I II III	V-5 V-5M V-5MT	18.50 20.50 25.00		Type V-5
230	0.60	0-230 0-270	2 2.6 2.0	I II III	V-5H V-5HM V-5HMT	21.00 23.00 27.50		
115	1.5	0-115 0-135	10 13.0 10.0	I II III	V-10 V-10M V-10MT	33.00 35.50 40.00		Type V-10
230	1.2	0-230 0-270	4 5.2 4.0	I II III	V-10H V-10HM V-10HMT	34.00 36.50 41.00		
115	3.	0-115 0-135	20 26.0 20.0	IV	V-20M	55.00		Type V-20
230	2.4	0-230 0-270	8 10.4 8.0	IV	V-20HM	55.00		
115	5. 10.	0-115 0-115	40 80 90.0	IV V	50-A 50-AG2	140.00 310.00		Type 50
230	7. 14.	0-230 0-230	20 40 31.0 62.0	IV V	50-B 50-BG2	140.00 310.00		

- * I Unmounted model.
- II Protective Case around windings.
- III Protective Case, terminal cover, line switch, convenience outlet and line cord.
- IV Protective Case, terminal cover and BX outlet.
- V Two gang assembly — requires type 50-P1 choke — \$12.00.



GENERAL RADIO Company

275 Massachusetts Avenue, Cambridge 39, Mass.

890 S. Michigan Ave. CHICAGO 5 1000 N. Steward St. LOS ANGELES 38
80 West Street NEW YORK 6

GENERAL RADIO COMPANY, 275 Mass. Ave., Cambridge 39, Mass.

Please send me the VARIAC BULLETIN. 518

Name

Address
(Street) (City & Zone) (State)

For Complete Information Fill-In Coupon




What Happened to That Pint of Blood You Were Going to Give?

CALL YOUR RED CROSS TODAY!

all new and
TERRIFIC

the NC-
183 D



DUAL CONVERSION! 12 TUNED I.F. CIRCUITS! 1 M.V. SENSITIVITY ON 6 METERS!

National proudly announces a brand-new receiver — the NC-183D — *every* feature you want in a truly modern receiver! Dual conversion on the three highest ranges (including 6, 10, 15, 20 and 40 meter ham bands) no "birdies"! Steep-sided skirt selectivity with 3 I.F. stages (16 tuned circuits on the 3 high bands — 12 on all other bands, compared to 6 normally used) plus a new crystal filter. Approximately 1 microvolt sensitivity on 6 meters for a 10db signal-to-noise ratio! New, indirectly-lighted lucite dial scales! New miniature tubes for improved sensitivity! Bandspread on all bands, including new 15-meter band! New bi-metallic, temperature-compensated tuning condenser for drift-free operation! *Plus* all the time-tested features of the famous NC-183!

\$369⁵⁰

Less speaker

FIRST

IN COVERAGE!

183 D

AVERAGE RCVR.

540 KC - 540 MC

31 mc

47 mc

58 mc

IN SELECTIVITY!

183 D

Desired Signal

Interfering Signal

AVERAGE RCVR.

IN BANDSPREAD!

183 D

AVERAGE RCVR.

National



©



EST.

1914

NATIONAL COMPANY, Inc.
MALDEN, MASSACHUSETTS



**For civil defense or
mobile transmitters**

your best bet is beam power

These rugged, RCA-developed VHF beam power tubes have no equals for mobile or emergency rigs. Because of their high efficiency and high power gain, they require less drive and deliver more output at lower plate voltage, than any other similar types of comparable price range. Translate these advantages into practical results and they spell *power economy, more watts per dollar, and compact transmitter design.*

The RCA 5763 miniature beam power tube is ideal as the final in a low-power rig, as a frequency multiplier, and as the driver for an RCA-2E26 or 6146. As a final it will handle 17 watts input on cw and 15 watts on phone with a simple 300-volt power supply.

The RCA-2E26 beam power tube will handle a full

40 watts input on cw and 27 watts on phone . . . and can be modulated with a 6N7 Class B operated. It also makes an excellent driver for the new RCA-6146.

The RCA-6146—the tube that's tailor-made for "2"—will take 64 watts on cw and 48 watts on phone at 150 Mc . . . yet it's only a trifle larger than a 2E26!

Ask your RCA Tube Distributor for the full story on these VHF beam power tubes . . . or write RCA, Commercial Engineering, Section EM48, Harrison, N. J.

**TUBES FOR THE PROFESSIONAL
... PRICED FOR THE AMATEUR**



The dependability of commercially proved RCA Tubes costs you no more. Buy genuine RCA Tubes and you buy the best. See your local RCA TUBE DISTRIBUTOR.



RADIO CORPORATION of AMERICA

ELECTRON TUBES

HARRISON, N. J.