

March 1954


40 Cents


45c in Canada

QST

devoted entirely to

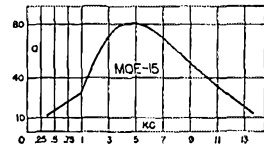
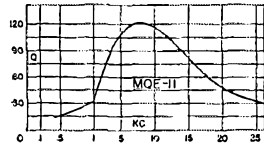
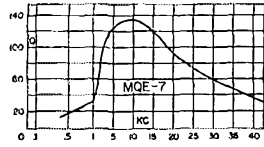
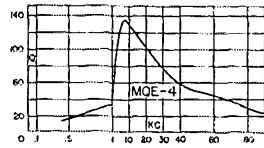
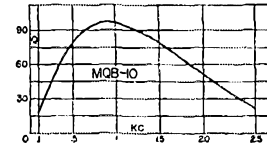
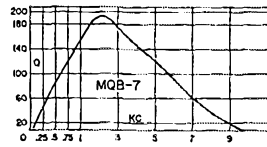
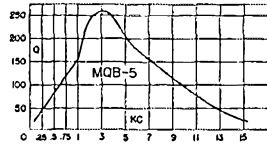
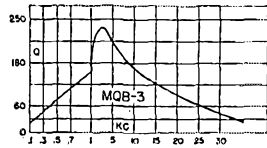
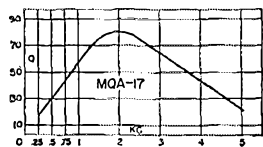
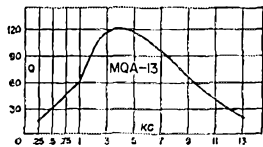
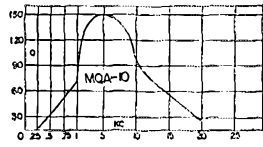
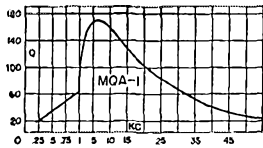
amateur radio





NEW "M" TYPE TOROIDS Maximum Q Minimum Size

TYPICAL Q CURVES



MQA TYPES

Type No.	Inductance	*DC Max.
MQA-1	7 mhy.	250
MQA-2	12 mhy.	200
MQA-3	20 mhy.	150
MQA-4	30 mhy.	125
MQA-5	50 mhy.	100
MQA-6	70 mhy.	80
MQA-7	120 mhy.	60
MQA-8	.2 hy.	50
MQA-9	.3 hy.	40
MQA-10	.5 hy.	30
MQA-11	.7 hy.	25
MQA-12	1 hy.	20
MQA-13	1.5 hy.	17
MQA-14	2.5 hy.	13
MQA-15	4 hy.	10
MQA-16	6 hy.	9
MQA-17	10 hy.	7
MQA-18	15 hy.	5
MQA-19	22 hy.	4

MQB TYPES

Type No.	Inductance	*DC Max.
MQB-1	10 mhy.	400
MQB-2	30 mhy.	250
MQB-3	70 mhy.	170
MQB-4	120 mhy.	120
MQB-5	.5 hy.	60
MQB-6	1 hy.	40
MQB-7	2 hy.	30
MQB-8	3.5 hy.	22
MQB-9	7.5 hy.	16
MQB-10	12 hy.	11
MQB-11	18 hy.	9
MQB-12	25 hy.	8


MQE TYPES

Type No.	Inductance	*DC Max.
MQE-1	7 mhy.	135
MQE-2	12 mhy.	100
MQE-3	20 mhy.	80
MQE-4	30 mhy.	65
MQE-5	50 mhy.	5
MQE-6	70 mhy.	48
MQE-7	100 mhy.	35
MQE-8	150 mhy.	30
MQE-9	.25 hy.	22
MQE-10	.4 hy.	17
MQE-11	.6 hy.	14
MQE-12	.9 hy.	12
MQE-13	1.5 hy.	9
MQE-14	2 hy.	8
MQE-15	2.8 hy.	7.2




MQE CASE

Length 1 1/16"
Width 1/2"
Height 17/32"
Unit Weight 1.5 oz.



MQA CASE

Length 1 3/32"
Width 1 1/16"
Height 1 23/32"
Unit Weight 4 oz.




MQB CASE

Length 2 7/16"
Width 1 13/16"
Height 2 13/16"
Unit Weight 14 oz.

*This value of D.C. (MA) will drop the coil inductance 5%. Values of D.C. below this will show proportionately (linear) less inductance drop. For example, MQE-1 will drop 1/2% in L with 13.5 MA.

For dependable CD work

....G-E 5-STAR TUBES!



AT NEW LOW PRICES!

They're down as much as 50% and more from the original figures! Large-scale output has brought about substantial production savings . . . which G.E. is passing on to you in the form of plus-value prices. See your near-by G-E tube distributor!

You can't afford failures when handling civil defense. Help avoid them with 5-Star Tubes!

DESIGNED FOR RELIABILITY! Double mica spacers, doubled-staked getters, welded tab stops . . . these are three of the many special features *designed into* G-E 5-Star Tubes, so they will resist shocks and vibration.

BUILT FOR RELIABILITY! 5-Star Tube parts are individually inspected and micro-measured. Among many advanced steps in manufacture, is a special coating process on heater bends that virtually eliminates heater failures.

TESTED FOR RELIABILITY! Every G-E 5-Star Tube gets a 46-hour "burn-in" under Class A conditions. When you install a 5-Star Tube, you know it will do its job, and keep doing it!

Twelve popular types are given at right. The complete 5-Star Tube list, including sub-miniatures, is available at your G-E tube distributor's. Visit him today! *Tube Dept., General Electric Co., Schenectady 5, N. Y.*

Here are 12 types you will find directly useful!

STANDARD TUBES	REPLACE WITH THESE 5-STAR HIGH-RELIABILITY TUBES
5Y3-GT	*GL-6087—full-wave rectifier.
6AK5	GL-5654—sharp-cutoff r-f pentode.
6AL5	GL-5726—twin diode.
6AQ5	GL-6005—beam power amplifier.
6AU6	GL-6136—sharp-cutoff r-f pentode.
6BA6	GL-5749—remote-cutoff r-f pentode.
6BE6	GL-5750—pentagrid converter.
6C4	*GL-6135—medium-mu triode.
6SK7	GL-6137—remote-cutoff r-f pentode.
6X4	*GL-6202—full-wave rectifier.
12AT7	GL-6201—h-f high-mu twin triode.
12AY7	*GL-6072—low-noise high-mu twin triode.

*Slight electrical difference.

● General Electric wishes to congratulate the winner of the 1953 Edison Award, J. S. Surber, W9NZZ, Peru, Indiana. For sacrificing hours of his time day-in and day-out to keep remote arctic weather station men in touch with their families, Mr. Surber was adjudged the amateur whose public service was the most noteworthy. Radio amateurs everywhere can feel honored by this tribute to a member of their group.

GENERAL

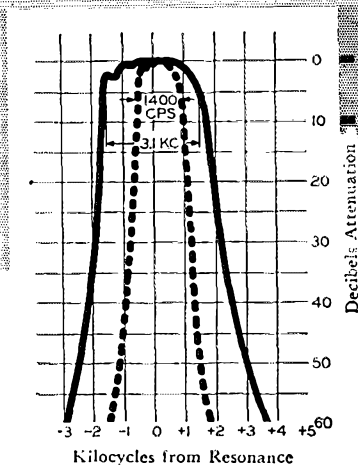


ELECTRIC

166-1B2

Sooner or later you'll want

A COLLINS RECEIVER



Collins 75A-3 Receiver with Mechanical Filter

The Collins 75A-3 double conversion superheterodyne receiver, with its crystal-controlled front-end and highly stable low frequency VFO, is like a high frequency crystal-controlled converter working into a very stable low frequency receiver. The high stability and 3.1 kc bandwidth of the 75A-3 make it ideal for AM or single sideband — and an 800 cycle mechanical filter is available as an optional accessory for CW.

All coils are permeability tuned and have a straight-line frequency characteristic allowing linear dial calibration. Only the band in use is visible on the slide rule dial. On the vernier dial each division represents one kc except on the 10 and 11 meter bands, where each dial division represents two kc. This accurate calibration is made possible by the highly stable oscillators in the 75A-3.

The 75A-3 covers the 160, 80, 40, 20, 15, 11, and 10 meter amateur bands. Sensitivity on all bands is 2.5 mv or better for a 10 db signal-to-noise ratio. Image rejection is at least 50 db. AVC is applied to RF as well as IF stages. Separate noise limiters for phone and CW. The S-meter is calibrated from 1 to 9 in steps of approximately 6 db, and for 20, 40 and 60 db over S9. S9 corresponds to a signal input of 100 microvolts. Antenna input impedance is 50 to

150 ohms, balanced or unbalanced. A phone jack and 4 ohm and 500 ohm audio output terminals are provided. Sockets and front-panel controls are included for the 8R-1 100 kc crystal calibrator and 148C-1 NBFM adapter which are available as optional accessories. The following controls are on the 75A-3 front panel: tuning, zero set, bandswitch, RF gain, audio gain, BFO pitch, CW limiter, antenna trimmer, crystal selectivity, crystal phasing, mechanical filter selector, CW-AM-FM switch, noise-limiter calibrate switch, on-off-standby switch. The 75A-3 operates from a 115 volt 50/60 cycle ac power source. Cabinet dimensions are: 21 $\frac{1}{2}$ " wide, 12 $\frac{1}{2}$ " high, and 13 $\frac{1}{8}$ " deep. The 19" panel fits a standard relay rack. The 75A-3 weighs approximately 50 pounds.

Net domestic prices:

75A-3 receiver complete with F455B-31 3 kc mechanical filter:	\$530.00
10-inch speaker in matching cabinet:	\$20.00
8R-1 crystal calibrator:	\$25.00
148C-1 NBFM adaptor:	\$22.50
F455B-08... 800 cycle mechanical filter:	\$55.00
F455B-60... 6.0 kc mechanical filter:	\$55.00

See Your Collins Distributor Today

For the best in amateur radio . . .

COLLINS RADIO COMPANY
Cedar Rapids, Iowa

11 W. 42nd Street,
1930 Hi-Line Drive,
2700 W. Olive Avenue,

NEW YORK 36
DALLAS 2
BURBANK





MARCH 1954

VOLUME XXXVIII • NUMBER 3

PUBLISHED, MONTHLY, AS ITS OFFICIAL ORGAN, BY THE AMERICAN RADIO RELAY LEAGUE, INC., AT WEST HARTFORD, CONN., U. S. A.; OFFICIAL ORGAN OF THE INTERNATIONAL AMATEUR RADIO UNION

STAFF

- Editorial
A. L. BUDLONG, WIBUD
Editor
HAROLD M. MCKEAN, WICEG
Managing Editor
GEORGE GRAMMER, WIDF
Technical Editor
DONALD H. MIX, WITS
BYRON GOODMAN, WIDX
Assistant Technical Editors
EDWARD P. TILTON, WIHDQ
V.H.F. Editor
C. VERNON CHAMBERS, WIJEQ
LEWIS G. MCCOY, WIICP
Technical Assistants
ROD NEWKIRK, W1VMW
DX Editor
ELEANOR WILSON, W1QON
YL Editor
ANN B. FURR, W1ZIB
Production Assistant
WALTER E. BRADLEY, W1FWH
Technical Information Service
Advertising
LORENTZ A. MORROW, W1VG
Advertising Manager
EDGAR D. COLLINS
Advertising Assistant
Circulation
DAVID H. HOUGHTON
Circulation Manager
J. A. MOSKEY, W1JMY
Assistant Circulation Manager

OFFICES

38 La Salle Road
West Hartford 7, Connecticut
TEL.: AD 3-6268 TWX: HF 88
Subscription rate in United States and Possessions, \$4.00 per year, postpaid; \$4.25 in the Dominion of Canada, \$5.00 in all other countries. Single copies, 40 cents. Foreign remittances should be by international postal or express money order or bank draft negotiable in the U. S. and for an equivalent amount in U. S. funds.
Entered as second-class matter May 29, 1919, at the post office at Hartford, Connecticut, under the Act of March 3, 1879. Acceptance for mailing at special rate of postage provided for in section 1102, Act of October 3, 1917, authorized September 9, 1922. Additional entry at Concord, N. H., authorized February 21, 1929, under the Act of February 28, 1925.
Copyright 1954 by the American Radio Relay League, Inc. Title registered at U. S. Patent Office. International copyright secured. All rights reserved. Quedan reservados todos los derechos. Printed in U. S. A.

INDEXED BY
INDUSTRIAL ARTS INDEX

-CONTENTS-

TECHNICAL -

- Delay-Line Phase Shift.....Dana A. Griffin, W2AOE, and Donald H. Fryklund, W2HLP 12
Application of the Charactron as a Morse Code Converter
Joseph T. McNaney and Donald F. Jackson 16
Selectivity and 'Phone Reception
Byron Goodman, WIDX 20
A Simple 2-Element Beam for 20
Orville F. Bauer, W2TEX 24
Dressing Up the Antenna Coupler
J. P. Neil, VE3PN/W6 26
A Crystal-Controlled Converter for 21 Mc.
Edward P. Tilton, WIHDQ 29
Break-In with One Antenna....T. H. Puckett, W2JXM 35
R.F. Amplifiers for 420 Mc. Using the 6AN4
B. D. Lee, W5AYU, and R. J. Loofbourrow, WSHPC 39
Single-Sideband Economy.....(Technical Topics) 42

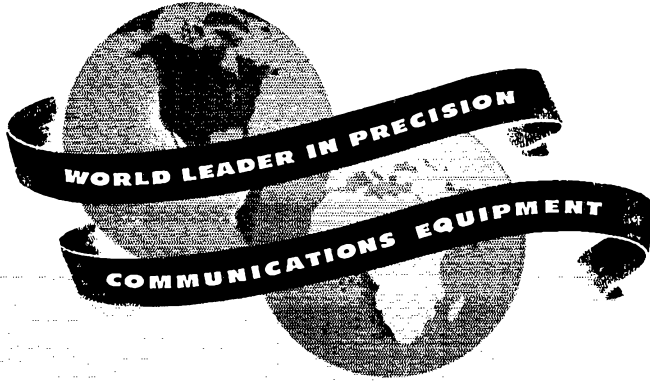
BEGINNER -

- What's with Your Log?.....Lewis G. McCoy, WIICP 32


GENERAL -

- FCC Visits ARRL Hq..... 10
'It Seems to Us 9 World Above 50 Mc..... 55
Our Cover..... 10 Operating News..... 58
On the TVI Front..... 28 With the AREC..... 60
On the Air with Single Sideband 34 Station Activities..... 65
Technical Correspondence..... 43 Quist Quiz..... 106
Happenings of the Month..... 44 In QST 25 Years Ago..... 114
Silent Keys..... 45 Feed-back..... 126
Correspondence from Members. 46 Hamfest Calendar..... 126
Hints & Kinks..... 48 Military Affiliate Radio System 128
YL News and Views..... 50 United States Naval Reserve.. 130
How's DX?..... 51

hallicrafters




MODEL S-53A



MODEL S-38C



MODEL S-76



MODEL S-40B

Here are the high performance—high value instruments that have made the hallicrafters name best known among amateurs around the world!

As an amateur operator, you know there is no substitute for performance in a receiver. Either a rig pulls in the signals or it doesn't. That's why we urge you to compare Hallicrafters receivers—model for model and dollar for dollar—with *any* others on the market. We know that when you do you'll choose Hallicrafters—because comparisons like that are what have built our business and reputation. A reputation backed by expert operators all over the world.

MODEL S-38C. The radio that amazes even the experts! Offers world-wide reception for the short-wave listener and the new radio amateur even in weak signal areas where ordinary sets fail. Covers Broadcast Band 540-1650 kc *plus three short-wave bands* covering 1650 kc-32 Mc.

Electrical band spread plus high gain circuitry makes tuning even on crowded bands a snap. Really pulls in distant, weak signals. Headphone tip jacks on rear and built-in PM speaker. Oscillator for reception of code signals.

Gray steel cabinet 12 $\frac{7}{8}$ " x 7" x 7 $\frac{3}{4}$ " deep. Shipping weight 13 lbs. Four tubes **\$49⁹⁵** plus rectifier.

MODEL S-53A. The finest small communications receiver built and ideal where maximum performance is required in small space. Several steps better than the S-38C, but not quite up to larger S-40B. Covers Broadcast Band 540-1630 kc *plus four short-wave bands* covering 2.5-31 and 48-54.5 Mc.

Electrical bandspread tuning control to separate stations on crowded bands, with calibration for 48-54.5 Mc. Two i-f stages. Panel switches control automatic noise limiter, code reception and high-low control. Phono jack for records. Headphone tip jacks on rear and built-in PM speaker. Temp. compensated to reduce fading due to frequency shift.

Satin black steel cabinet with brushed chrome trim. 12 $\frac{7}{8}$ " x 7" x 7 $\frac{3}{4}$ " deep. Shipping weight 19 lbs. Piano hinge top. Seven tubes plus **\$99⁹⁵** rectifier.

MODEL S-40B. Long a favorite with amateurs. A big set with big set performance at a modest price. The largest set in the Hallicrafters line, with its own built-in speaker. Covers Broadcast Band 540-1680 kc *plus three short-wave bands* covering 1680 kc-44 Mc.

Electrical bandspread tuning control to separate stations on crowded bands. One r-f, two i-f stages to draw in stations. Switches for automatic noise limiter, code reception and three position tone control. Code pitch control and built-in speaker.

Satin black steel cabinet. 18 $\frac{1}{2}$ " x 8 $\frac{7}{8}$ " x 9 $\frac{1}{2}$ " deep. Shipping weight 36 lbs. Piano hinge top. Seven tubes plus rectifier. **\$119⁹⁵**

MODEL S-76. Value packed, double conversion communications receiver with Broadcast Band 538-1580 kc *plus three short-wave bands* covering 1720 kc-34 Mc.

Electrical bandspread tuning control with calibrated dial to separate stations on crowded bands. Double superhet with 50 kc second i-f and giant 4-inch "S" meter. Five position selectivity, one r-f, two conversion, two i-f stages, temperature compensated. Phono input jack. 3.2 or 500 ohm outputs. Socket for external power or remote control.

Satin black steel cabinet with chrome plastic trim rings. 18 $\frac{1}{2}$ " x 8 $\frac{7}{8}$ " x 9 $\frac{1}{2}$ " deep. Shipping weight 41 lbs. Piano hinge top. Nine tubes plus voltage regulator and rectifier. **\$199⁹⁵**

hallicrafters —

THE NAME IS FAMOUS — RADIO • TELEVISION • HIGH FIDELITY

4401 West Fifth Avenue, Chicago 24, Illinois • Hallicrafters Ltd., 51 Camden Street, Toronto, Canada

Section Communications Managers of the ARRL Communications Department

Reports Invited. All amateurs, especially League members, are invited to report station activities on the first of each month (for preceding month) direct to the SCM, the administrative ARRL official elected by members in each Section. Radio club reports are also desired by SCMs for inclusion in QST. All ARRL Field Organization appointments are now available to qualified League members. These include ORS, QES, OPS, OO and OBS. Also, where vacancies exist SCMs desire applications for SEC, EC, RM and PAM. In addition to station and leadership appointments for Members, all amateurs in the United States and Canada are invited to join the Amateur Radio Emergency Corps (ask for Form 7).


ATLANTIC DIVISION			
Eastern Pennsylvania	W3BIP	W. H. Wiand	P. O. Box 143
Maryland-Delaware-D. C.	W3EQK	Arthur W. Plummer	3804 Rexmere Road
Southern New Jersey	K2RG	Herbert C. Brooks	800 Lincoln Ave.
Western New York	W2SIV	Edward Graf	81 King St.
Western Pennsylvania	W3NCD	R. M. Heck	RFD 1
CENTRAL DIVISION			
Illinois	W9VIX	George Schreiber	339 S. Scoville Ave.
Indiana	W9BKJ	George H. Graue	824 Home Ave.
Wisconsin	W9RQM	Reno W. Goetsch	929 S. 7th Ave.
DAKOTA DIVISION			
North Dakota*	W0HNV	Earl Kirkeby	P. O. Box 12
South Dakota	W0RRN	J. W. Sikorski	1900 South Menlo Ave.
Minnesota	W0MXC	Charles M. Bove	1611 1/2 E. Lake St.
DELTA DIVISION			
Arkansas	W5LUX	Fred Ward	520 South Maple St.
Louisiana	W5GHP	Robert E. Barr	Box 446
Mississippi	W5OTD	Dr. A. R. Cortese	Box 326
Tennessee	W4CXY/WLG	Mark M. Bowelle	109 Dixie Lane
GREAT LAKES DIVISION			
Kentucky*	W4SBI	Robert E. Fields	511 Central Ave. (Kentucky side)
Michigan	W8HKI	Fabian T. McAllister	RFD 1, Box 368
Ohio	W8AJW	John E. Stringer	2972 Clague Rd.
HUDSON DIVISION			
Eastern New York	W2ILI	Stephen J. Neason	794 River St.
N. Y. C. & Long Island	W2YBT	Carleton L. Coleman	117 Harvard St.
Northern New Jersey	W2VQR	Lloyd H. Manamon	410 1/2 Fifth Ave.
MIDWEST DIVISION			
Iowa	W0PP	William G. Davis	3rd St.
Kansas	W0ICV	Earl N. Johnston	624 Roosevelt
Missouri	W0GBJ	Clarence L. Arundale	1048 South Jefferson Ave.
Nebraska	W0CBH	Floyd B. Campbell	203 W. 8th St.
NEW ENGLAND DIVISION			
Connecticut	W1HYF	Roger C. Amundsen	RFD 4
Maine	W1AFT	Bernard Seamon	73 Middle St.
Eastern Massachusetts	W1ALP	Frank L. Baker, jr.	91 Atlantic St.
Western Massachusetts	W1JYH	Roger E. Corey	67 West Allen Ridge Road
New Hampshire	W1GMH	Carroll A. Currier	1426 Belmont St.
Rhode Island	W1JBB	Merrill D. Randall	22 Annandale Road
Vermont	W1RNA	Robert L. Scott	108 Sias Ave.
NORTHWESTERN DIVISION			
Alaska	KL7AGU	Dave A. Fulton	Box 103
Idaho	W7IWU	Alan K. Ross	2105 Irene St.
Montana	W7KGJ	Edward G. Brown	421 Yellowstone Ave.
Oregon	W7BUS	John M. Carroll	P. O. Box 706
Washington	W7CZY	Laurence Sebring	Route 2, Box 384
PACIFIC DIVISION			
Hawaii	KH6KS	James E. Keefer	3459 Kahawalu Dr.
Nevada	W7IJO	Ray T. Warner	359 Birch St.
Santa Clara Valley	W6LZL	Roy L. Couzin	16615 Elmwood Ave.
East Bay*	W6RLB	Guy Black	1546 Spruce St.
San Francisco	W6GGC	Walter A. Buckley	36 Coliun Way
Sacramento Valley	W6JDN	Harold L. Lucero	1113 Elinore Ave.
San Joaquin Valley	W6GIW	Edward L. Bewley	421 East Olive St.
ROANOKE DIVISION			
North Carolina	W4DLX	J. C. Geaslen	1832 Logie Ave.
South Carolina	W4ANK	T. Hunter Wood	1702 North Rhett Ave.
Virginia	W4FF	H. Edgar Lindauer	Mason's Beach, Drale P. O.
West Virginia	W8PQQ	Albert H. Hix	1013 Belmont St.
ROCKY MOUNTAIN DIVISION			
Colorado	W0CDX	Karl Brueggeman	1945 Kearny St.
Utah	W7UTM	Floyd L. Hinshaw	165 East 4th, North
Wyoming	W7PKX	Wallace J. Ritter	P. O. Box 797
SOUTHEASTERN DIVISION			
Alabama	W4MI	Joe A. Shannon	
Eastern Florida	W4FWZ	John W. Hollister	3809 Springfield Blvd.
Western Florida	W4MS	Edward J. Collins	1003 E. Blount St.
Georgia	W4ZD	James P. Born, jr.	25 First Ave., N.E.
West Indies (Cuba-P.R.-V.I.)	KP4DJ	William Werner	563 Ramon Llovet
Canal Zone	KZ5NM/W4QBS	Nelson W. Magner	Box 373
SOUTHWESTERN DIVISION			
Los Angeles	W6VVI	Howard C. Bellman	973 Mayo St.
Arizona	W7LYR	Albert Steinbrecher	Maple Road, RFD 5, Box 237
San Diego	W6RIJ	Don Stausifer	3427 Pescadero
Santa Barbara	W6IOX	Vincent J. Haggerty	1017 Indio Muerto St.
WEST GULF DIVISION			
Northern Texas	W5IQD	T. Bruce Craig	1706 27th St.
Oklahoma	W5RST	Dr. Will G. Crandall	State Veterans Hospital
Southern Texas	W5FTF	Dr. Charles Fermaglich	618 Medical Arts Bldg.
New Mexico	W5ZU	G. Merton Sayre	Box 625
CANADIAN DIVISION			
Maritime	VE1DQ	A. M. Crowell	69 Dublin St.
Ontario	VE3JA	G. Eric Farquhar	16 Emerald Crescent
Quebec	VE2GL	Gordon A. Lynn	R.R. No. 1
Alberta	VE6MJ	Sydney T. Jones	10706-57th Ave.
British Columbia	VE7JT	Peter McIntyre	981 West 26th Ave.
Yukon			
Manitoba	VE4LC	Leonard E. Cuff	286 Rutland St.
Saskatchewan	VE5HR	Harold R. Horn	1044 King St.
			Pottstown Baltimore 18, Md. Palmyra Tonawanda Sharpville
			Oak Park Fort Wayne 6 Wausau
			Drayton Sioux Falls Minneapolis 7
			Harrison Springhill Crystal Springs Oak Ridge
			Williamson, W. Va. Bridgman Cleveland 26
			Troy Williston Park, L. I. Asbury Park
			Mitchellville Topeka Springfield 4 North Platte
			Ridgeland Wisconsin North Quincy 71 Springfield Manchester Newport Newport
			Anchorage Boise Billings Pendleton Everett
			Honolulu 17 Boulder City Los Gatos Berkeley San Francisco Dunsmuir Turlock
			Charlotte North Charleston Deale, Md. Forest Hills, Charleston 4
			Denver Bountiful Sheridan
			Cottondale Jacksonville Tucson Pensacola Atlanta Urb. Truman, Rio Piedras, P. R. Margarita, C. Z.
			Los Angeles 42 Tucson San Diego 7 Santa Barbara
			Lubbock Sulphur Houston 2 New Mexico Military Institute, Roswell
			Halifax, N. S. Burlington, Ont. Ste. Genevieve de Pierrefonds, P. Q. Edmonton, Alta. Vancouver, B. C.
			St. James Saskatoon

* Official appointed to act temporarily in the absence of a regular official.



20 METERS, Type Z-3, \$3.95 • 40, 80 AND 160 METERS, Type Z-2, \$2.95

PR *Crystals*

Since  1934

USE **PR** AND KNOW WHERE YOU ARE

PETERSEN RADIO COMPANY, INC.
2800 W. BROADWAY • COUNCIL BLUFFS, IOWA

EXPORT SALES: Royal National Company, Inc. 75 West Street, New York 6, N. Y., U.S. A.

THE AMERICAN RADIO RELAY LEAGUE, INC.,

is a noncommercial association of radio amateurs, bonded for the promotion of interest in amateur radio communication and experimentation, for the relaying of messages by radio, for the advancement of the radio art and of the public welfare, for the representation of the radio amateur in legislative matters, and for the maintenance of fraternalism and a high standard of conduct.

It is an incorporated association without capital stock, gathered under the laws of Connecticut. Its affairs are governed by a Board of Directors, elected every two years by the general membership. The officers are elected or appointed by the Directors. The League is noncommercial and no one commercially engaged in the manufacture, sale or rental of radio apparatus is eligible to membership on its board.

"Of, by and for the amateur," it numbers within its ranks practically every worth-while amateur in the nation and has a history of glorious achievement as the standard-bearer in amateur affairs.

Inquiries regarding membership are solicited. A bona fide interest in amateur radio is the only essential qualification; ownership of a transmitting station and knowledge of the code are not prerequisite, although full voting membership is granted only to licensed amateurs.

All general correspondence should be addressed to the administrative headquarters at West Hartford, Connecticut.



Past Presidents

HIRAM PERCY MAXIM, W1AW, 1914-1936
EUGENE C. WOODRUFF, W8CMP, 1936-1940
GEORGE W. BAILEY, W2KH, 1940-1952

Officers

President GOODWIN L. DOSLAND, WØTSN
Moorhead, Minn.

First Vice-President WAYLAND M. GROVES, W5NW
P.O. Box 586, Odessa, Texas

Vice-President FRANCIS E. HANDY, W1BDI
38 La Salle Road, West Hartford, Connecticut

Secretary A. L. BUDLONG, W1BUD
38 La Salle Road, West Hartford, Connecticut

Treasurer DAVID H. HOUGHTON
38 La Salle Road, West Hartford, Connecticut

.

General Counsel PAUL M. SEGAL
816 Connecticut Ave., Washington 6, D.C.

Technical Director GEORGE GRAMMER, W1DF
38 La Salle Road, West Hartford, Connecticut

Technical Consultant PHILIP S. RAND, W1DBM
Route 58, Redding Ridge, Conn.

Assistant Secretary JOHN HUNTOON, W1LVQ
38 La Salle Road, West Hartford, Connecticut

DIRECTORS

Canada

ALEX REID VE2BE
240 Logan Ave., St. Lambert, P. Q.
Vice-Director: Reginald K. Town VE7AC
2879 Graveley St., Vancouver 6, B. C.

Atlantic Division

GILBERT L. CROSSLEY W3YA
Dept. of E. E., Penna. State University
State College, Pa.
Vice-Director: Charles O. Badgett W3LVP
725 Garden Road, Glenside, Pa.

Central Division

WESLEY E. MARRINER W9AND
844 N. Galena Ave., Dixon 7, Ill.
Vice-Director: Harry M. Matthews W9UQT
Box 1195, Springfield, Ill.

Dakota Division

ALFRED M. GOWAN WØPHR
325 S. Menlo Ave., Sioux Falls, S. D.
Vice-Director: Forrest Bryant WØFDS
6840 Harriet Ave., Minneapolis, Minn.

Delta Division

GEORGE H. STEED W5BUX
1912 Beech St., Pine Bluff, Ark.
Vice-Director: George S. Acton W5BMM
Plain Dealing, La.

Great Lakes Division

JOHN H. BRABB W8SPF
417 Ford Bldg., Detroit 26, Mich.
Vice-Director: Robert L. Davis W8FYE
311 Falls Rd., Columbus 14, Ohio

Hudson Division

GEORGE V. COOKE, JR. W2OBU
88-31 239 St., Bellerose 26, N. Y.
Vice-Director: Thomas J. Ryan, jr. W2NKD
1082 Anna St., Elizabeth 4, N. J.

Midwest Division

WILLIAM J. SCHMIDT WØOZN
306 S. Vassar, Wichita, Kansas
Vice-Director: James E. McKim WØMVG
1404 S. Tenth, Salina, Kansas

New England Division

PERCY C. NOBLE W1BVR
37 Broad St., Westfield, Mass.
Vice-Director: Frank L. Baker, Jr. W1ALP
91 Atlantic St., North Quincy 71, Mass.

Northwestern Division

R. REX ROBERTS W7CPC
837 Park Hill Drive, Billings, Mont.
Vice-Director: Karl W. Weingarten W7BG
3219 N. 24th St., Tacoma 7, Wash.

Pacific Division

RAY H. CORNELL W6JZ
909 Curtis St., Albany 6, Calif.
Vice-Director: Harry M. Engwicht W6HC
770 Chapman, San Jose 26, Calif.

Roanoke Division

P. LANIER ANDERSON, JR. W4MWH
428 Maple Lane, Danville, Va.
Vice-Director: Gus M. Browning W4BPD
135 Broughton St., S. E., Orangeburg, S. C.

Rocky Mountain Division

CLAUDE M. MAER, JR. WØIC
740 Lafayette St., Denver, Colo.
Vice-Director:

Southeastern Division

JAMES P. BORN, JR. W4ZD
25 First Ave., N.E., Atlanta, Ga.
Vice-Director: Randall E. Smith W4DQA
902 Plaza Court, Orlando, Fla.


Southwestern Division

JOHN R. GRIGGS W6KW
3661 Buckingham Rd., Los Angeles 8, Calif.
Vice-Director: Walter R. Joos W6EKM
1315 N. Overhill Drive, Inglewood 3, Calif.

West Gulf Division

A DAVID MIDDLETON W5CA
9 Kay Road, Tlferas, N. M.
Vice-Director: Carl C. Drumeller W5EHC
5824 N.W. 58th St., Oklahoma City 12, Okla.

"It Seems to Us..."



NON-AMATEUR INTERFERENCE IN HAM BANDS

We continue to receive complaints about non-amateur operation in our bands in just about the same proportion as varying propagation conditions permit these signals from other countries to come boiling into our receivers; we think it might be well to review again some of the background of this subject and its international regulatory complexities.

First point: U. S. hams should realize that our low-frequency bands are by no means all allocated to the amateur service on a *world-wide* basis. For example, "our" 80-meter band has never at any time been exclusively amateur throughout the world; it can be said that only the record of amateur operation in the public interest, convenience and necessity has caused our own Government to maintain a policy of making the full 500 kc. available exclusively to amateurs in this country. But in Europe, the band has always been shared between amateur, fixed and mobile between 3500 and 3800 kc. — and above that amateurs aren't permitted, the frequencies being used by fixed, mobile and even broadcasting, all quite legitimately. With present optimum propagation conditions, we hear quite a number of stations identifiable as European — and therefore not violating international treaty. The situation is generally similar in other parts of the world outside the Americas.

And yet, while for many years the countries of North and South America at periodic regional meetings were able to come to agreement (on paper, at least) that the 80-meter band would be exclusively amateur in this hemisphere, even that solidarity has now been broken.¹ In many Latin countries, amateurs simply don't make use of the frequencies, sometimes because of interest in DX only, more often because of high noise levels. In any event, there is little or no support of the full amateur allocation. Further, the economic situation of those mountainous areas is such that it is far more practicable to set up a couple of 100-watt fixed low-frequency stations to provide a communications circuit than to hack a path through the terrain and construct a thousand-mile landline. This is precisely what has been going on for many years, al-

though the low power and mediocre propagation conditions in the past have kept the stations out of our hair for the most part. But now, with a real shortage of frequencies, Latin nations have been forced more and more to use "our" band; at the Washington 1949 conference, unanimous agreement simply could not be obtained for an exclusive amateur band and a number of countries (many of whom were officially represented by delegates who were also amateurs) simply had to face the hard facts of life and take reservations to the majority agreement. This keeps them from being bound to observe the band as allocated to amateurs, and their commercial and government operation is not challengeable on an international basis. In these matters we have little choice at present but to battle the interference as best we can, and hope the sunspot cycle will turn upwards quickly in a year or so.

Forty meters is the same story in principle, but differs in detail. Until 1938 the full 300 kc. was exclusively amateur throughout the world. But that year at the Cairo conference the two opposing philosophies about the relative merits of amateur operation compared with other services ran smack into each other; U.S.A., Canada and most South American nations held out for an exclusively amateur allocation, but in the rest of the world the proponents of propaganda broadcasting insisted that the band be split, amateurs and broadcasting. Faced with this dilemma, the conference made the only practical agreement possible — each hemisphere went its own way. Atlantic City in 1947 found the same problem, and adopted the same solution, except more so. So while the full 300 kc. is exclusively amateur on this side of the world, in much of the rest of the globe the top two-thirds of the band is available for broadcasting. You've heard plenty, of course; most of the propaganda is beamed to parts of the world other than the U.S.A., but the extra kilowatts of power used produce a healthy signal even off the sides and backs of the radiating systems.

As for the lower portion, when you hear 'phone signals they're probably Latin amateurs; to the south of us, because of the predominantly greater interest in voice, larger portions of the bands are available for that mode of emission. Each nation has the right

¹ Budlong, "The Fourth Inter-American - Region 2 Radio Conference," *QST*, September, 1949, page 35.

to whack up its amateur bands between various modes of emission as it chooses, and we wouldn't think of telling Brazil, for example, what its 'phone-c.w. assignments should be any more than we would take kindly to a suggestion by them as to what ours should be.

Twenty meters is exclusively amateur around the world, with a small exception in Russia; fifteen and ten meters are exclusively amateur, although there will be non-amateur stations heard occasionally on 21 Mc. until

the present complex process of shifting frequencies to meet the Atlantic City table is completed.

None of this discussion is intended to suggest that amateurs should cease alert reporting to Hq. of non-amateur operation in our bands; it is simply a general explanation of why, in many cases, a number of the non-amateur stations heard in our U. S. amateur bands are there quite legitimately from the international standpoint.

FCC Visits ARRL Hq.

ON January 18th, League headquarters was signally honored by the visit of five members of the Federal Communications Commission plus two executive staff heads. Those who made the journey from Washington to become better acquainted with activities of the national amateur association were Chairman Rosel H. Hyde, Commissioner Frieda B. Henneck, Commissioner George E. Sterling (W3DF), Commissioner Edward M. Webster and Commissioner Robert T. Bartley, plus Col. Edwin L. White, chief of the Safety & Special Radio Services Bureau (parent bureau for the amateur division), and George S. Turner (W3AP), chief of the Field Engineering and Monitoring Bureau, which as most amateurs know conducts license examinations and has responsibility for monitoring and interference problems.

In recent years a number of Commissioners, notably Mr. Sterling, had indicated a desire to visit the Hq. plant in a body, but it was only this year that things worked out to make it a reality. A formal invitation was tendered by President Dosland, who then came east to welcome our distinguished visitors personally. Commissioners John C. Doerfer and Robert E. Lee were unable to attend because of previous commitments, but sent their regrets. Mr. Doerfer had a speaking engagement; Mr. Lee was that day scheduled to appear before a Senate committee concerning confirmation of his appointment, which we are happy to note was shortly forthcoming.

It was a busy day, starting off with breakfast at which President Dosland and General Manager Budlong were hosts. The morning was spent at the headquarters office on 38 La Salle Road, West Hartford, seeing at first hand the varied service

Top: FCC Commissioners and staff members become absorbed in a demonstration by ARRL Technical Director George Grammer of some of the problems in dual-conversion strip tuner TV receiver installations for u.h.f. reception. *Front, l. to r.,* Safety & Special Radio Services Bureau Chief Edwin L. White, Commissioner Robert T. Bartley, Commissioner George E. Sterling (W3DF), Chairman Rosel H. Hyde, Commissioner Frieda B. Henneck; *rear,* Commissioner Edward M. Webster, ARRL General Manager A. L. Budlong, President Goodwin L. Dosland, and Field Engineering & Monitoring Bureau Chief George S. Turner (W3AP).

☆

Center: President Dosland, at far left, watches while General Manager Budlong points out to Chairman Hyde and Commissioner Henneck the original Wouff-Hong in the ARRL Secretary's office.

☆

Bottom: We'll wager that the afternoon of January 18th was the highlight of a long ham career for W2DUR, who answered W1AW's 75-meter 'phone CQ and found himself talking first with Commissioner Sterling, W3DF, and later with practically the whole FCC! Observing the initial contact here are President Dosland, Chairman Hyde, Commissioners Webster and Bartley, Col. White, A. L. Budlong (in background) and George Turner.

OUR COVER

Setting: Corner of ARRL lab

Audience: Distinguished visitors from FCC

Speaker: W1DF

Subject: U.h.f. strip TVI

and business activities conducted by our staff of 60 employees. There was a roundtable discussion of League affairs; although the subject was, to say the least, not unfamiliar to several of our visitors, full advantage was taken of the opportunity to outline the structure of the League, its history in amateur affairs, and the many services it provides amateur radio. Something over an hour was then utilized in our laboratory in a demonstration and discussion of television interference problems, including those involved in dual-conversion channel-strip tuners for u.h.f., using lab gear and portions of the now-famous "TVI show."

At noontime, League department heads joined the visitors in an informal, leisurely luncheon, where much of the discussion continued. The remainder of the afternoon until train time was occupied with an inspection of the Maxim Memorial Station, W1AW, in Newington. There, with W3DF at the controls, our visitors had the opportunity to speak over the mike of an amateur station — most of them for the first time, although we must say they performed like old hands at the game.

All in all it was a very pleasant day, and we are certain the Commissioners would join us in saying that we wish there had been even more time available for visiting. We hope they will come back again soon!



☆☆☆☆☆☆☆☆



☆☆☆☆☆☆☆☆



☆☆☆☆☆☆☆☆

March 1954

Delay-Line Phase Shift

A New Application for S.S.B. Transmitters

BY DANA A. GRIFFIN,* W2AOE, AND DONALD H. FRYKLUND,* W2HLP

• R.f. delay lines have been with us for a number of years, but heretofore amateur applications have been lacking. Here is one that should interest the operators of phasing-type s.s.b. rigs.

Although this is a description of a new idea rather than a "how-to-build-it," the transmitter in which the delay-line technique is incorporated has other useful features that can easily be applied to existing outfits. They are described in the article.

THE verbal battle over the virtues of crystal-filter single-sideband transmitters as opposed to the phasing type probably will never end. The filter method has the advantage of requiring little or no adjustment for operation over a given band. Its disadvantages are: first, two oscillators are required, increasing the frequency stability problem; second, it is relatively difficult to shift from one band to another; third, the unwanted "birdie" frequencies that are the products of frequency conversion can cause serious trouble if they get out on the air.

Transmitters using the phasing system require readjustment of the r.f. phasing if the frequency of transmission is changed over any appreciable range. A currently popular way to get around this trouble is to operate the balanced modulator at a fixed frequency and use conversion techniques. The same troubles that arise with frequency conversion in the crystal filter system


then occur. A simple method of adjusting the r.f. phase shift to 90 degrees at any frequency in a band ordinarily used for single-sideband transmission would go far toward overcoming the frequency-changing difficulty.

The r.f. delay line offers a means of operating with a VFO without the use of another oscillator and mixer, since the 90-degree r.f. phase relationship between the two r.f. channels can be maintained by a single, simple adjustment over a relatively large band of frequencies. The adjustment of a single trimmer capacitor which "tunes" the delay line in phase, just as tuning capacitors tune the transmitter to a given frequency, enables the operator to obtain a phase shift of 90 degrees in a matter of seconds at any frequency within a band of frequencies such as 75-meter 'phone band.

Although delay line has had practically no application in amateur communication, it is well known in commercial circles, particularly in connection with pulse work. Essentially, it is simply a transmission line in which, by special construction, the velocity of propagation has been made very low so that a section of line that is quite short, physically, will have a comparatively large electrical length. Since the phase of the voltages at the input and output ends of a line is a direct function of the electrical line length, any phase relationship desired can be obtained by using the proper length of line. A 90-degree phase shift will result when the line is exactly one-quarter wavelength long.

Fig. 1 shows the basic circuit and vector diagrams of (above) a representative system of phase shift in common use and (below) the new system. The variable resistor in the delay line

* % Communication Measurements Laboratory, Inc., 350 Leland Ave., Plainfield, N. J.



A view of the transmitter using the delay-line r.f. phasing method described in the text. Other useful features of interest to single-sideband operators are incorporated in this unit, and discussed in the article. The balanced modulator tubes and circuits are in the center and the delay line is in the small shield can near the switch on the panel at the lower left.

system is used to equalize the voltages applied to the two balanced modulators. The resistor at the end of the delay line terminates the line at its characteristic impedance. The small trimmer capacitor is the panel adjustment which enables the operator to adjust the r.f. phase shift to 90 degrees at the desired operating frequency within a band. The physical length of the line changes for every band, being longest for 160 meters. Delay lines of the proper length for each band can be plugged into the circuit in the same manner as plug-in coils in r.f. tuned circuits.

Delay-Line Characteristics

The distributed-inductance type delay line used here was developed by GE and is currently being manufactured by Millen. A fine wire is wound on a piece of Saran tubing. This is covered with a wrapping of Teflon tape. A braided shield composed of Formex insulated wires is woven over the tape and a final serving of cotton is wrapped over the copper braid. The dimensions of the various elements determine the characteristic impedance of the line and the amount of delay for a given line length. The line we use has an impedance of 1350 ohms and provides a delay of approximately 250 millimicroseconds in a 6-inch length.

The time delay corresponding to a 90-degree phase shift for a given frequency is given by:

$$T = \frac{10^3}{4f} \text{ millimicroseconds}$$

where f is in megacycles. It is known that in the 4-Mc. region capacity loading of a delay line of this type causes a time-delay change of 1 millimicrosecond per micromicrofarad of capacity. As the 80-meter band runs from 3.5 to 4 Mc., the corresponding time delay range to maintain a 90-degree phase shift is

$$\frac{10^3}{4 \times 3.5} \text{ to } \frac{10^3}{4 \times 4} \text{ millimicroseconds,}$$

or 71.4 to 62.5 millimicroseconds. Hence, a 15- μ f. trimmer across the end of the delay line is more than adequate to provide the 9-millimicrosecond time-delay change needed to cover the band. The higher bands require a much smaller amount of capacity change to effect the necessary change in delay to maintain the 90-degree phase shift as the frequency is changed.¹

Fig. 3 is the circuit diagram of a practical r.f. phase-shift network using delay line in conjunction with the usual pair of balanced modulators. This circuit is used in the s.s.b. transmitter shown in the photograph, and while no doubt many variations are possible the circuit as given is representative. The "A" and "B" audio inputs to the balanced modulators should, of course, be 90 degrees out of phase, and may be

¹ The adjustment of the length of a delay line to provide a 90-degree r.f. phase shift is beyond the means of most amateurs because a fairly elaborate testing set-up is required. It is intended that properly adjusted lines for the several bands will be made available in plug-in cans so that the proper line can be plugged in when the transmitter is shifted from one band to another.

obtained from any of the a.f. phasing arrangements described in the literature.

On 75 meters, a VFO output of approximately 10 volts across 675 ohms (0.15 watt) is required to drive the network and balanced modulators shown in Fig. 3. This voltage is applied directly to the delay line and to a resistive divider circuit consisting of R_5 and the associated 1300-ohm resistor, thus providing the necessary quadrature r.f. drive for the balanced modulators. C_2 is the capacitive load on the delay line for adjusting the r.f. phase shift. R_6 and R_7 are balance con-

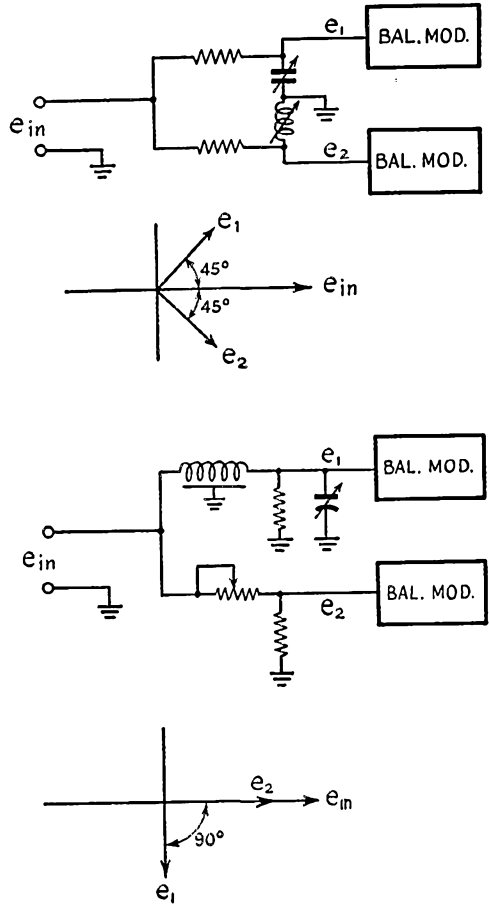


Fig. 1 — A common form of 90-degree r.f. phase shift network (top) and the corresponding delay-line circuit to give the requisite quarter-cycle interval in timing. In the delay-line case the amplitudes are balanced by means of the variable resistor.

controls used to equalize the grid No. 2 transconductances of the 6BA7 modulators by varying the relative grid-leak bias on each tube. In the transmitter shown, the balanced modulators drive a pair of 807s in push-pull as a linear r.f. amplifier. This stage is normally operated Class AB₁.

Adjustment and Testing

Although the r.f. phasing adjustment is a single control, some means has to be provided

to give a quick indication of the proper setting after a frequency change. An ordinary communications receiver with a crystal filter offers a ready means of checking and obviates the necessity for any special test equipment such as an oscilloscope, although, of course, the scope can be used if available. Whatever the checking device used, an audio oscillator of good waveform is needed so that single-tone modulation will be available.

A fixed-frequency oscillator is sufficient, and in this transmitter provision is made for such an oscillator in the speech amplifier-voice control circuits shown in Fig. 2. Using an RC network that can be switched in and out as desired, the first speech amplifier stage can be converted into a 1500-cycle audio oscillator.

The crystal-filter receiver method of adjusting a phasing transmitter for best sideband suppression is probably known to most operators of such rigs, but for the benefit of those who may not be familiar with it, it is as follows:

Assuming that the audio phasing system is in proper adjustment and that the modulators have been balanced for maximum carrier suppression, a single tone is applied to the audio system giving

what, in a perfectly-operating set-up, would be single-frequency r.f. output—that is, a pure c.w. signal. The receiver's crystal filter is set in its sharpest position and the signal is tuned in for maximum S-meter reading. The sideband reversing switch is then thrown to the other sideband, upon which the S-meter reading should decrease considerably. The receiver's crystal-filter phasing control is then adjusted for minimum S-meter reading (to phase out the "desired" signal, which is now in the other sideband). Keeping the receiver on tune at the original frequency, the r.f. phasing control on the transmitter (C_2 in Fig. 3) is now adjusted for minimum S-meter reading, and on returning the sideband reversing switch to its first position the transmitter is ready for use.

Usually, enough signal will be heard from the output circuit of the balanced modulators alone to permit making the adjustment without actually putting the transmitter on the air. As an alternative method, the receiver's a.v.c. can be switched off and the beat-frequency oscillator turned on and the same procedure followed by listening to the beat note instead of watching the S-meter. The r.f. gain control should be oper-

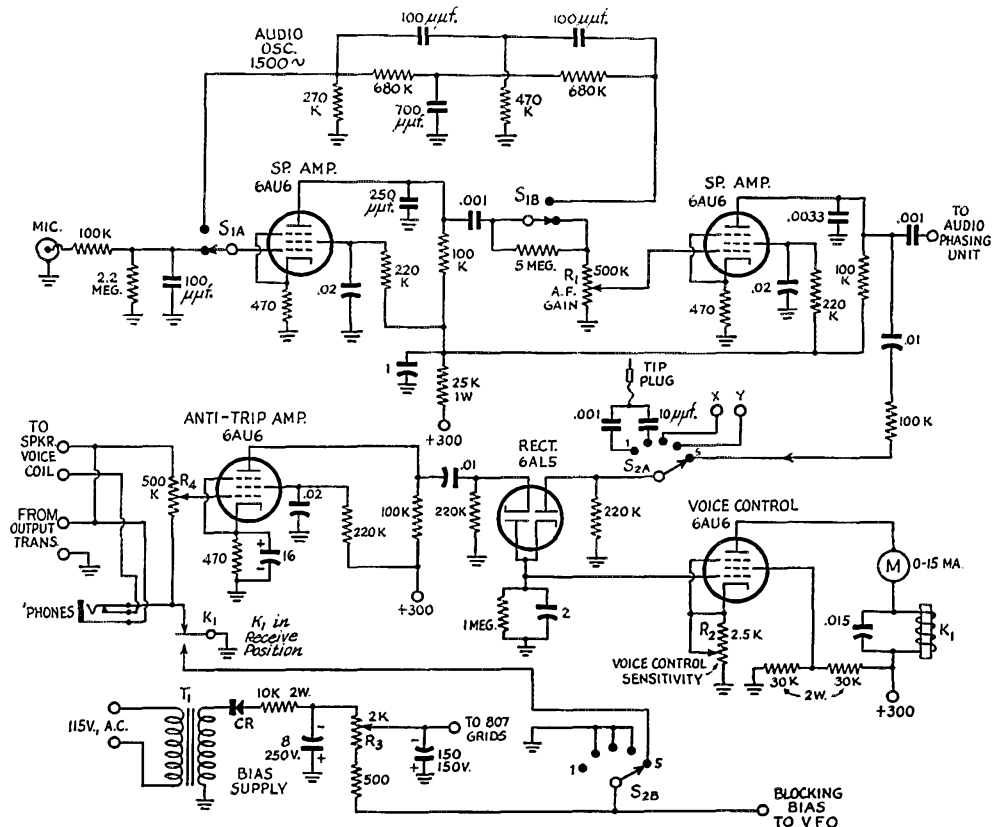


Fig. 2 — Speech amplifier and operating accessories of the s.s.b. transmitter shown in the photograph. Capacitance values are in μf . and resistors are $\frac{1}{2}$ watt, unless otherwise indicated.

CR — Selenium rectifier.

K1 — D.p.d.t. relay (one set of contacts used), 10,000-ohm coil.

T1 — 1-to-1 transformer, 115 v.

See Fig. 3 for connection to X. Y goes to the final r.f. output link through a 2- μf . coupling condenser.

Fig. 3 — Balanced modulators and r.f. phasing network. Capacitance values are in $\mu f.$ and resistors are $\frac{1}{2}$ watt, unless otherwise indicated. The delay line is described in the text.

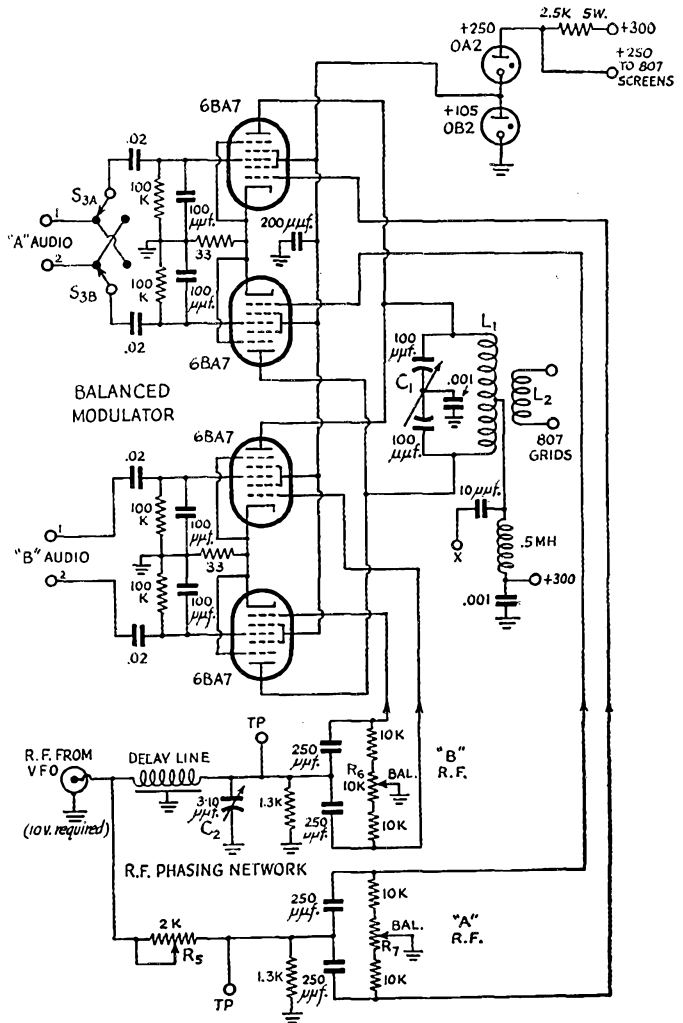
L_1 — 40 turns No. 18, 2 inches long, $1\frac{1}{2}$ -inch diam. (B & W type JCL with link removed).

L_2 — 40 turns No. 24 enam. close-wound on $\frac{7}{8}$ -inch form centered in L_1 .

These values for 3.8- to 4-Mc. operation.

See Fig. 2 for connection to X. The switch in the grid circuits of the upper pair of 6BA7s is for reversing sidebands.

TP indicates a pin-jack test point.




ated below the point where the receiver overloads when the desired signal is tuned in, if a good aural estimate of the extent to which the sideband can be suppressed is to be obtained.

In addition to provision for converting the first speech stage to an audio oscillator, there are other features in Fig. 2 that we believe to be useful and of interest to s.s.b. operators. By means of S_2 , the voice-control rectifier and amplifier can be used as a v.t. voltmeter for checking both a.f. and r.f. levels at various points in the transmitter. This is a distinct advantage both in initial adjustment of the transmitter and in monitoring its performance. With S_2 in the extreme left-hand position, a test prod is connected to the voice-control rectifier through a 0.001- $\mu f.$ condenser for audio measurements. By the use of pin jacks installed at appropriate points, the a.f. voltages applied to the modulators can be balanced up. In the second position of S_2 a 10- $\mu f.$ condenser is connected between the probe and rectifier for balancing the r.f. voltages

applied to the modulators at the test points shown in Fig. 3. In the third position, the rectifier is connected to point X in Fig. 3, where the circuit is used for checking carrier suppression, final adjustment for which is made by means of R_8 and R_7 . The fourth position connects the rectifier to the output link of the linear amplifier through a condenser of a few $\mu f.$, where it serves as a level indicator. The fifth and final position connects the speech amplifier to the voice-control rectifier and is the normal operating position for S_2 .

The audio gain and operating sensitivity for proper functioning of the voice-control circuit are controlled by R_1 and R_2 , Fig. 2, respectively. The anti-trip sensitivity control, R_4 , is adjusted for the minimum gain necessary to hold the transmitter off with normal output from the speaker.

The bias supply shown in Fig. 2 provides both operating bias for the 807s in the linear amplifier and, through the voice-control relay, blocking bias for the 807s and the VFO.



• Can you imagine a black box that takes ordinary hand-sent c.w. signals and displays their translated message on a screen? Well, there is such a gadget, and some of its basic principles are disclosed in this article.

The Application of the Charactron as a Morse Code Converter

Instantaneous Visual Display of Translated C.W. Signals

BY JOSEPH T. McNANEY* AND DONALD F. JACKSON**

THE Charactron C.W. Receiver converts Morse Code information into a visual display of printed characters on the fluorescent screen of a Charactron cathode ray tube. The code signals are received in a conventional manner, via radio or landlines. Letters, numerals, punctuation marks, etc., corresponding to the received codes, are printed in one or more lines

* Chief Engineer, ** Electronics Engineer, Convair Charactron Project, Consolidated Vultee Aircraft Corp., San Diego, Calif.

across the screen of the tube. There are provisions for a total of 32 characters and spaces per line. The persistence of the phosphor will permit the viewing of complete words as the information is received, or the information may be recorded on film or other photographic media.

Messages may be received over a range of speeds comparable to that of hand-worked signals up to the higher-speed transmission rates of modern telegraph systems. The operational rates of the present equipment may vary between 10 and 80 words per minute. Upper speed limits, however, could be extended to several thousand words per minute, if necessary.

The Charactron method of Morse code reception has several distinct ad-

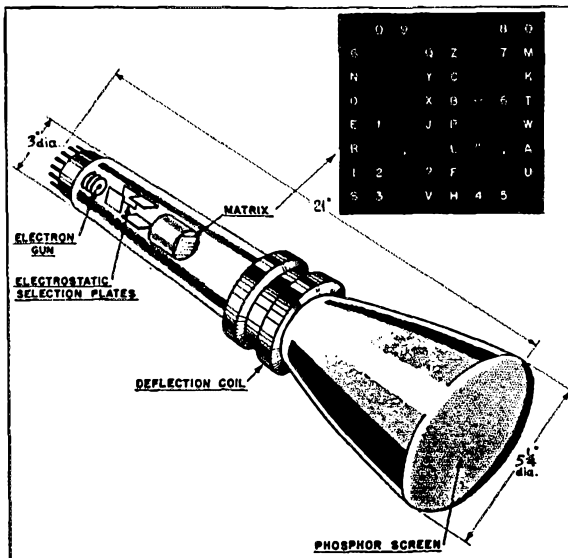


Fig. 1— An artist's sketch of the Charactron tube, and (upper right) the stencil.

Fig. 2 — Morse to 6-element binary code chart.

MORSE TO BINARY CODE CHART					
A	— ·	101111	W	— — —	100111
B	— · ·	011100	X	— · · ·	011011
C	— · · ·	010100	Y	— · · · ·	010011
D	— · ·	011000	Z	— · · · ·	001100
E	—	100000	1	— · · · · ·	100001
F	— · · ·	110100	2	— · · · · ·	110001
G	— · · ·	001000	3	— · · · · ·	111001
H	— · · · ·	111100	4	— · · · · ·	111101
I	— · · · ·	110000	5	— · · · · ·	111110
J	— · · · ·	100011	6	— · · · · ·	011110
K	— · · ·	010111	7	— · · · · ·	001110
L	— · · ·	101100	8	— · · · · ·	000110
M	— ·	001111	9	— · · · · ·	000010
N	— ·	010000	0	— · · · · ·	000001
O	— · ·	000111	.	— · · · · ·	101010
P	— · · ·	100100	?	— · · · · ·	101101
Q	— · · ·	001011	*	— · · · · ·	110011
R	— · ·	101000	—	— · · · · ·	011101
S	— · ·	111000	:	— · · · · ·	010101
T	—	011111	;	— · · · · ·	101110
U	— ·	110111	,	— · · · · ·	111010
V	— · ·	111011			

vantages over the more conventional and oral means by virtue of its ability to print out the information in word and numeral forms. In doing so, reception of such signals is no longer limited to the skilled operator, regardless of transmission rates and particular quality of the message codes.

The Charactron cathode-ray tube that makes this possible is shown in diagram form in Fig. 1. This tube is unlike ordinary c.r. tubes in that it contains a stencil of character-shaped openings by which the cross-section of the electron beam is changed in accordance with that of predetermined letters or numerals. Illuminated characters of the independently-shaped electron beams are then positioned on the screen of the Charactron to form the words and sentences.

A stencil layout of characters is also shown in Fig. 1. This arrangement of character-shaped openings in the metal plate lends itself to the system of six-element binary codes shown in Fig. 2, which also includes the corresponding Morse codes and message characters with which they are identified. Although the present equipment was designed to convert Morse codes to letters and numerals of the English language, it could be made to convert such codes to other languages as well by merely employing a Charactron tube having matrix openings corresponding to characters of the desired language.

Circuitry

To convert the Morse code, a dash must be differentiated from a dot. Also, an element

space, a character space, and a word space must be sensed as such. In the process of accomplishing this, the input code is routed into four main channels of circuitry that will be described in connection with the block diagram of Fig. 3. The first channel causes the advance of a chain of binary counters. These counters are advanced one count by a pulse produced by the leading edge of each code bit. Each binary counter, in turn, opens Gate 1 through 6 successively, and one at a time. The outputs of Gate 1 through 6 control the condition of a binary code memory block, *F.F.-1* through *F.F.-6*. The input signal to *G-1* through *G-6* is determined by *G-7*.

The input to *G-7* represents the second main channel. The input to *G-7* is pulses produced by the trailing edge of each code bit. Whether

The Charactron Receiver converts ordinary Morse code information into a visual display of characters that can be copied by a competent typist.



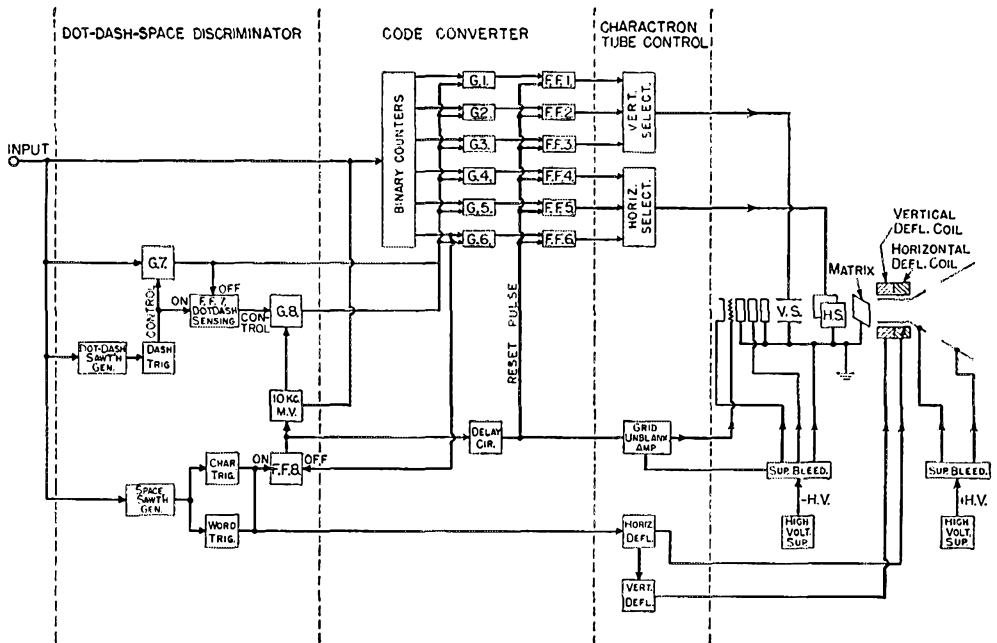


Fig. 3 — Block diagram of the code converter.

these pulses are passed or not passed by *G-7* depends upon the information produced by the third main channel of the dot-dash space discriminator. This channel contains a dot-dash sawtooth generator that produces a sawtooth for each dot and dash seen at its input. The amplitude of the sawtooth function is directly proportional to the length of the input function. For example, if a dash is three times the length of a dot, the sawtooth amplitude for a dash will be three times that for a dot. The sawtooth generator is followed by an amplitude-sensing trigger circuit labeled "Dash Trigger," which will trigger only when dash information is received. The output of this dash trigger circuit will close *G-7* when a dash has been received, but will allow *G-7* to remain open when a dot has been received.

Suppose now that the code for "N" (dash-dot) is received. The leading edge of the dash will advance the binary counter chain and open *G-1*; the dot-dash sawtooth generator will produce a sawtooth that will trigger the dash trigger which in turn closes *G-7*. The pulse produced by the trailing edge of the dash will not pass through *G-7*, since it is closed, and as a result no information reaches *G-1*. Therefore, *F.F.-1* remains in a "no" position.

The leading edge of the dot will advance the binary counter chain and open *G-2*. The Dash Trigger will not trigger, and *G-7* will remain open. A pulse produced by the trailing edge of the dot will pass through *G-7*, and through *G-2*, and then change *F.F.-2* to the "yes" position.

The fourth channel contains a "Space Sawtooth Generator" followed by two trigger cir-

cuits connected in parallel, a "character" trigger and a "word" trigger. This channel discriminates between an element space, a character space, and a word space. The sawtooth amplitude derived from the Space Sawtooth Generator is directly proportional to the length of the input signal space. An element space causes no action in this channel. A character space will cause the Character Trigger circuit to function, and a word space will cause both the Character Trigger circuit and the Word Trigger circuit to function. The latter action occurs by setting the Word Trigger circuit at a higher triggering level than the Character Trigger circuit.

When a character space is received, the Character Trigger circuit is energized, and *F.F.-8* assumes an "on" condition that turns on the 10-kc. multivibrator. The function of this multivibrator is to complete the binary count in the code converter and to set up either "yes" or "no" information in memory sections *F.F.-1* to *F.F.-6* that has not been set up by the input code.

If the last element preceding a character or word space is a dot, the remaining flip-flops (*F.F.-1* to *F.F.-6*) remain in the down or "no" condition, while if the last element preceding a character or word space is a dash, the remaining flip-flops assume the up or "yes" condition.

The above action occurs as follows: The Character Trigger is triggered, which flips *F.F.-8* to its "on" state, which turns on the 10-kc. multivibrator. If the last element of the code was a dash, the output of the Dash

Trigger flipped *F.F.-7* to the "on" condition, which opens *G-8* and allows pulses produced by the 10-kc. multivibrator to pass on to *G-1* through *G-6*.

At the same time, the 10-kilocycle multivibrator is advancing the binary counters and opening the remaining gates of *G-1* to *G-6*, allowing the pulses passing through *G-8* to pass through the above gates and change the remaining flip-flops (*F.F.-1* to *F.F.-6*) to the on or "yes" condition. If the last element of the code was a dot, the pulse out of *G-7* will flip *F.F.-7* to the "off" condition and close *G-8*. The output from the multivibrator will not pass through *G-8*, and the remaining flip-flops (*F.F.-1* to *F.F.-6*) will remain in the down or "no" condition. When the last count of the binary-counter has occurred, it will produce a pulse that flips *F.F.-8* to the "off" condition, which turns off the 10-kc. multivibrator.

The output of *F.F.-8* is fed also to a delay circuit that allows time to set up the binary memory circuit and then produces an unblinking pulse that is fed to the grid of the Charactron tube. The trailing edge of this unblinking pulse initiates a reset pulse that is fed to the memory circuit (*F.F.-1* to *F.F.-6*) and resets these flip-flops to the normal "no" condition in readiness for the next input code.

The outputs of the Character Trigger circuit and the Word Trigger circuit are fed to the deflection circuits that cause screen position advance. If a character space is received, only the Character Trigger circuit is energized, and one pulse is fed to the deflection circuits. If a word space is received, the Character

Trigger circuit is triggered, and then the Word (space) Trigger circuit is also made to function, allowing two pulses to be sequentially fed to the deflection circuitry causing a two-space advance.

Discrimination and tolerance figures of Morse codes are shown in Figs. 4 and 5. Areas of acceptance for dots and dashes are explained in Fig. 4, while in Fig. 5 an explanation of the areas of acceptance will be found for word spaces, character spaces, and element spaces. The discriminating ability of the equipment regarding the length of dots, dashes and spaces will be found to be more than adequate over the range shown from 10 to 80 w.p.m. For example, at 60 w.p.m. the time of a dot may vary between 3 and 23 milliseconds; a dash, between 24 milliseconds and infinity; an element space, between 2 and 23 milliseconds; a character space, between 24 and 73 milliseconds; and a word space between 74 and infinity.

It should be kept in mind that the indicated speeds are based on normal time lengths of elements and spaces. For instance, if at a 60-w.p.m. rate the time of a dash is increased from 47 to 57 milliseconds, the average rate would, therefore, be less than 60 w.p.m. While the equipment is in the process of adjusting itself to instantaneous changes in speed, it is at the same time discriminating between the different length code elements and different length spaces of message codes. This automatic compensating action of the Charactron C.W. Receiver thereby permits the reception of individual codes without interruption, provided the tolerances set forth in Figs. 4 and 5 are not exceeded.

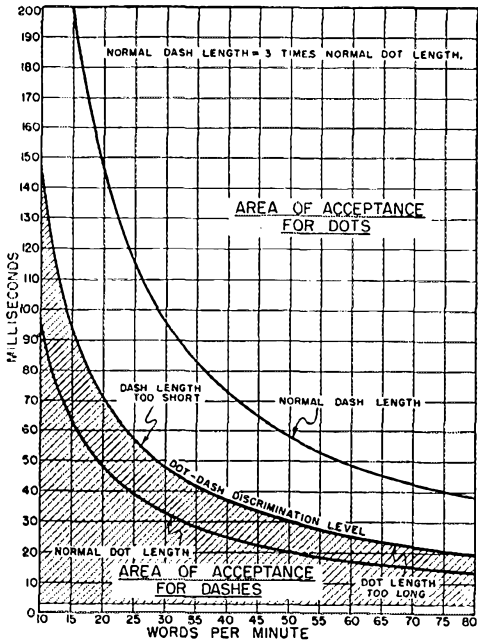


Fig. 4 — Dot-dash discrimination and tolerance of the Morse code converter.

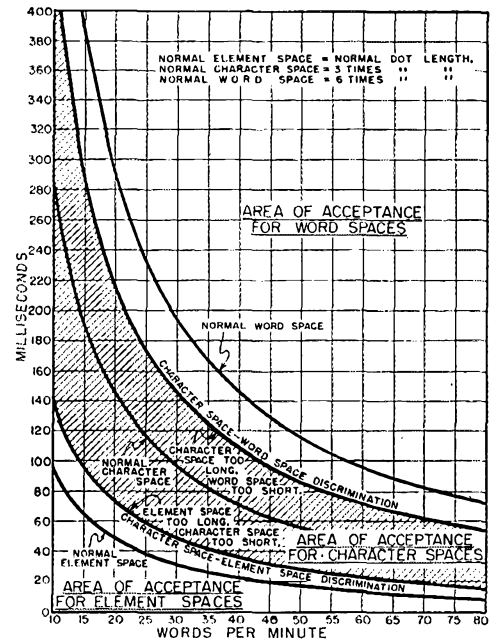


Fig. 5 — Character and word space discrimination and tolerance.

Selectivity and 'Phone Reception

Tricks with Your Present Receiver

BY BYRON GOODMAN,* WIDX

IT doesn't take long for any ham, new or old, to realize that some receivers can separate signals better than others and that this characteristic is called "selectivity." Different makes and models of receivers vary in their selectivity, of course, but it is questionable if every operator utilizes the selectivity of his particular receiver to the fullest extent, and the purpose of this article is to describe how the selectivity can best be used.

However, before getting into these details, let's review the situation and see why we need selectivity and how it is used to separate signals. The selectivity we're talking about is usually obtained in the i.f. amplifier of the receiver — the receiver also has "front-end selectivity" that keeps out "images," but the real hard-working selectivity is in the i.f. amplifier.

A curve of the attenuation-vs.-frequency of an i.f. amplifier is called the "selectivity" or "response" curve of the i.f. amplifier — the circuits in the i.f. amplifier are the most selective in the receiver and so they determine the over-all selectivity of the receiver. The selectivity of a fair communications receiver (without crystal filter) might look as in Fig. 1. The nominal "intermediate frequency" is 455 kc. (frequency of mini-

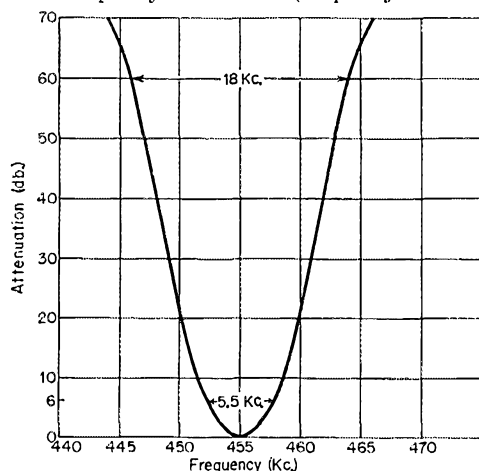


Fig. 1 — Typical i.f. selectivity characteristic of a communications receiver. The bandwidth at "6 db. down" is 5.5 kc.; the bandwidth at 60 db. down is 18 kc.

mum attenuation). The "bandwidth" at "6 db. down" (6-db. attenuation) is 5.5 kc., and the bandwidth at 60 db. down is 18 kc. The bandwidth at any other attenuation up to 70 db. (the apparent limit of measurement in this case) can be read from the curve.

* Assistant Technical Editor, QST.

A curve like this means that a signal at 464 or 446 kc. will have to be 60 db. greater than one at 455 kc. to give the same output. If it were only 40-db. stronger it would end up in the output 20 db. weaker than the desired signal.

It's to our advantage, therefore, to have an i.f. amplifier in which the attenuation increases rapidly with frequency beyond the 10- or 15-db. point. Amplifiers with this characteristic are said to have good "skirt selectivity," and the ultimate (but unobtainable) curve would be a rectangle. Since "good skirt selectivity" is hardly a quantitative term, some engineers now use the expression "shape factor" to describe the skirt selectivity. The shape factor is the ratio of the bandwidth at some low attenuation (usually 6 db.) to the bandwidth at high attenuation (usually 60 db.). Hence the shape factor in Fig. 1 for the 6- and 60-db. points is $5.5 \div 18 = 0.305$. The selectivity characteristic of an amplifier is defined if the bandwidth at 6 db. down and the shape factor are known. "Bandwidth" by itself isn't of too much use to the amateur, because two amplifiers could have the same bandwidth (at 6 db. down) and have widely different shape factors. The bandwidth at 6 db. down is primarily of importance in determining the *fidelity* of response to a 'phone signal, as we will see later.

It's a simple matter to find out what kind of selectivity curve your receiver has, assuming that the S-meter reads in decibels to a fair degree of accuracy. (Some of the current receivers are pretty good in this respect.) All you have to do is tune through a stable carrier that doesn't quite pin the S-meter, with no other signals present. This signal can be a frequency standard, a VFO harmonic or any other unmodulated signal. By plotting the dial frequency against the S-meter readings, you will have a selectivity curve of your receiver, accurate within the limits of accuracy of the S-meter calibration and the frequency intervals on the tuning dial. You can tune the receiver with the signal source fixed, or you can tune the signal source with the receiver fixed, depending on whether the receiver or the signal source has the better calibration and more favorable tuning rate. If you have a crystal filter you can then cut it in and make a similar run, to obtain the crystal-filter selectivity characteristic.

Receiving an A.M. Signal

It's fairly easy to decide the maximum selectivity (minimum bandwidth) you can use in receiving a c.w. signal. Since practically all of the energy of a c.w. signal exists at a single frequency, you might expect that c.w. signals could be received on an i.f. amplifier with a 6-db. band-

width of only a few cycles. However, this is not the case, since an amplifier that sharp would "ring" unmercifully, and also tuning in a signal with such a sharp receiver would be well-nigh impossible. From a practical standpoint, the minimum possible bandwidth for c.w. work seems to be in the region of 120 to 150 cycles.¹

Deciding upon the maximum useful selectivity for 'phone reception is not quite as simple. In the first place, an a.m. signal is a complex thing that can have energy existing over 6 to 16 kc. (Male speech is often given as ranging from 100 to 8000 cycles, but good communication requires an upper limit of only 3000 cycles or less. An upper limit of 3000 cycles requires an a.m. bandwidth of twice this, or 6 kc.) For purposes of discussion, let's assume a *perfect* male-voice a.m. transmitter, with no distortion and the ability to modulate without attenuation at any audio frequency up to 8000 cycles. Then the *possible* spectrum that the signal could occupy would look like Fig. 2, where it is drawn for a carrier frequency of 3900 kc. How much of this possible spectrum the signal occupies at any instant depends, of course, on the operator's voice (high- or low-pitched) and the syllables being spoken.

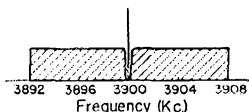


Fig. 2 — The possible spectrum of a "perfect" a.m. transmitter used to transmit a male voice. The actual frequency distribution will vary from instant to instant, depending upon the speech.

Fidelity

If the receiver is to reproduce the transmitted signal exactly, it must pass the carrier and both sidebands without attenuation. Suppose, for example, that our receiver i.f. has the selectivity characteristic of Fig. 1, and that we tune our receiver to set the signal of Fig. 2 squarely in this i.f. (the S-meter will read maximum at this point). Since our i.f. is down 6 db. at 2750 cycles off the midfrequency, a 2750-cycle component of speech will be attenuated by this amount. A 5000-cycle component of speech will be attenuated 22 db.! In other words, the high audio frequencies of the incoming voice will be attenuated, and the voice might sound slightly "bassy" or lower-pitched to a keen ear familiar with the actual voice. (An unthinking receiving operator might say that "the transmitter has no highs" or that "the audio of the receiver has no highs," when such is not the case — the transmitter is perfect, and the receiver audio system could also be perfect and the effect would still be there.) So it would appear that, for 'phone reception, we can't even use as much selectivity as shown in the curve of Fig. 1.

Fortunately, such is not the case. In the first place, no sensible amateur tries to build a "high-fidelity" transmitter (except to prove he can do

¹ Kaye and Kaye, "One Db. per Cycle!," *QST*, Nov., 1951.

it), and he usually has a high-audio-frequency response in the rig that drops off rapidly above 3 kc. If he is smart, he will decrease the low-frequency response in the transmitter, so that "highs" are transmitted at greater strength than the "lows," by comparison with his normal speech. Then at the receiving end the "sideband cutting" described in the previous paragraph will be somewhat compensated for and his voice will come out with more nearly its normal balance (varying with different receivers, however). (Another reason for cutting down the low-frequency response is that it makes the modulator's job easier and is more economical of a.f. power.)

How Much Selectivity?

Now that we have boiled down our "perfect" transmitter to a "practical" one that passes, say, only up to 3000 cycles, the possible spectrum will look like Fig. 3. Centered in our i.f. amplifier of

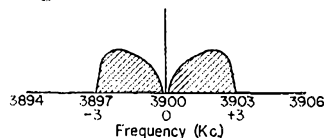


Fig. 3 — The possible spectrum of a "practical" a.m. transmitter. The components beyond 3000 cycles are deliberately eliminated, and the lower voice frequencies are attenuated.

Fig. 1, it will suffer only slight attenuation of its high audio frequencies. If we detune it slightly to one side or the other, we can include some more of one sideband and thus improve the "highs." This is an effect you have all noticed when tuning with a fairly sharp receiver. It now becomes apparent that the ultimate to which this process can be carried is with an i.f. bandwidth of just under 3000 cycles, when the receiver could be tuned so that the i.f. was accepting just one sideband. If we don't mind losing some of the "highs" in the original signal, we can use a bandwidth down to around 2000 cycles (there is no general agreement on the figure — some will set it lower and some higher) and still get intelligible speech through. It won't be a faithful reproduction of the original, but it will have a high communications value.

But now we run into a problem. Let's say that we have a sharp i.f. of 2000 cycles bandwidth at 6 db. down and 6500 cycles at 60 db. down. Its curve would look like Fig. 4. (This is the selectivity characteristic of a BC-453 "Q5-er.") If we superimpose it on one sideband of the signal in Fig. 3 (as we do in effect when we tune the receiver), we can plot the resultant signal that appears at the detector. This is shown in Fig. 5 for two different tuning conditions. The tuning condition at A passes one sideband without much alteration of its relative amplitudes — the tuning condition at B has cut the "highs" and accentuated the "lows." But look at the poor carrier! In A it has been knocked down better than 20 db., and 10 db. in B. Now the signal appearing at the detector has insufficient carrier, and the net effect is as though we were receiving a badly-

overmodulated signal.² There will be considerable distortion in the detection process, although the signal can usually be copied.

Here, then, is another limitation to how much selectivity we can use — we can't use it to the point where it takes a good signal and makes it appear at our receiver's detector and audio system as an overmodulated signal. What's the solution? There are several, and they make up the meat of this article.

Improved Shape Factor

Suppose that instead of the selectivity curve of Fig. 4 we could build an i.f. amplifier with a selectivity curve that looked like a rectangle, as in Fig. 6. Then as long as the carrier fell within the passband it would be unattenuated, and we wouldn't have to worry about the overmodulation effects mentioned above. We could utilize up to 3000 cycles of a single sideband (carrier at edge of passband), or 1500 cycles of double sidebands (carrier centered in passband). Further-

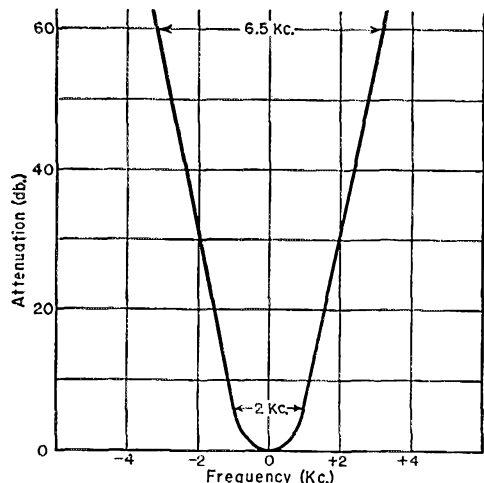


Fig. 4 — The i.f. selectivity characteristic of a typical "sharp" receiver (the BC-153 "Q5-er"). Notice that at 60 db. down it has about a third of the bandwidth of the i.f. of Fig. 1.

more, it wouldn't be too hard to tune, since once the carrier was within the passband, tuning through would only change the relative "highs" in the audio output. In other words, there is a 3-ke. space on the dial where the carrier can be set and the voice can be heard (although varying in the amount of "highs"), and hence the tuning is not too critical.

But you don't just go down to the corner store and order an i.f. amplifier like that. You wait around wishing for one, and finally someone describes something that *approaches* it, like the crystal-lattice filter³ or the Collins mechanical filter.⁴ These filters have a big advantage over the

² Technical Topic, "How To Visualize a 'Phone Signal,'" *QST*, July, 1950.

³ Weaver and Brown, "Crystal Lattice Filters for Transmitting and Receiving," *QST*, June and August, 1951.

⁴ Roberts, "Mechanical Bandpass Filters for I. F. Ranges," *QST*, Feb., 1953.

characteristic of Fig. 4 in that they have a relatively "flat" bottom and almost vertical sides so they approach the "ultimate" of Fig. 6. To the extent that their characteristics approach Fig. 6, their performances approach that described in the preceding paragraph. They are certainly superior to an i.f. with the characteristic of Fig. 4.

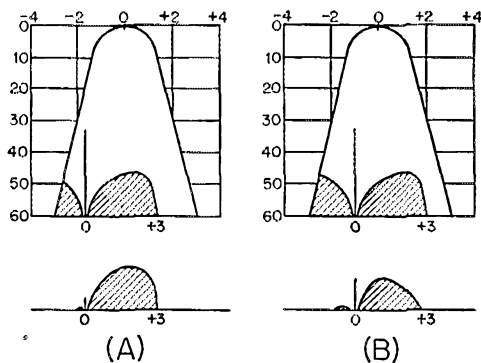


Fig. 5 — The upper sketches show the i.f. characteristic of Fig. 4 (with the vertical scale reduced for convenience) superimposed on the "phone signal" of Fig. 3. The resultant signals that appear at the detector are shown in the bottom sketches. Notice how the slight difference in tuning has modified the carrier amplitude and the relative amplitudes of "highs" and "lows" in the sideband.

To reject an interfering signal, you tune the desired signal a little to one side or the other, until the undesired signal drops out of the passband. The carrier of the undesired signal will drop out while one sideband (or a portion of it) remains, but the QRM is not as damaging as when the undesired carrier (and hence a heterodyne with the desired carrier) is present.

Exalted-Carrier Reception

But everyone doesn't have a crystal-lattice or a mechanical filter, and the selectivity found in most ham shacks is perhaps the receiver's crystal filter or some auxiliary selectivity like that shown in Fig. 4. How can you use it to best advantage without attenuating the carrier? One thing you can do is to take a page from the book of the s.s.b. gang, and make up for the lack of carrier at the detector by substituting a locally-generated one. All this high-falutin' language means is that you turn on the receiver's b.f.o. and zero it to the (weak) incoming carrier. (For example, in the detector signal shown at the bottom of Fig. 5A, the b.f.o. would be set to coincide with the carrier signal) about -1.6 kc. off the i.f. center frequency.) The b.f.o. takes the place of the attenuated carrier. If the b.f.o. isn't exactly zero beat (a much more likely condition!) there will be some distortion, something like what is heard when an s.s.b. signal is not properly tuned. (You will get a steady audible beat if you're too far off.) But, as in the reception of an s.s.b. signal, the voice can be understood even though it is not perfectly natural. The extent to which this can be tolerated depends primarily on how anxious

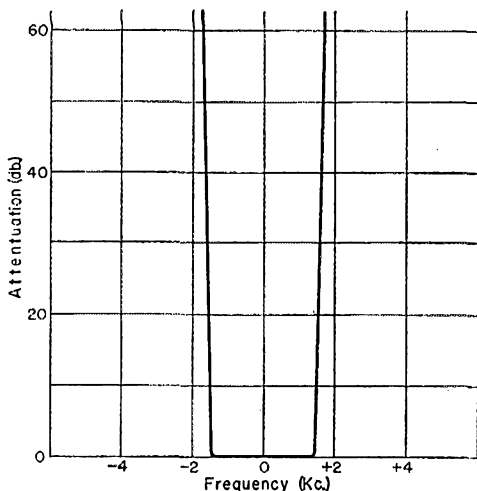


Fig. 6—An "ultimate" bandpass characteristic for an i.f. amplifier for 'phone reception. It can be approached with some of the current techniques.

you are to hear what the other fellow is saying. But this is a good stunt to have in your bag of tricks—you simply start to make a single-sideband signal out of the incoming a.m. signal by partially lopping off the carrier and one sideband, and then you receive it as you would any other s.s.b. signal. You have to watch the same things: r.f. gain well below the overload point, plenty of audio volume, and b.f.o. set properly in relation to the i.f. passband. Practice it a few times on signals that are "in the clear"—it may take a little while to get the feel of slow tuning and to find the proper setting of the b.f.o. for best audio balance.

One important advantage of this (and any other) exalted-carrier reception hasn't been mentioned yet. At the detector, the audio you hear is the beat between the highest-amplitude signal (normally the carrier) and the side frequencies that make up the sideband. If the carrier amplitude drops down (through selectivity or fading), the audio you hear is a result of the beats between the side frequencies and whatever component has the greatest amplitude. If the drop in carrier amplitude isn't too great, the only obvious effect is a little distortion, but with significant carrier attenuation the distortion can become quite marked and even downright obnoxious. It is to your advantage, therefore, to maintain the carrier at considerable amplitude above the side frequencies at all times. Interfering signals of greater amplitude can also "take over" to cause distortion, unless their frequencies coincide with the carrier frequency (when the resultant beats would be the same, frequencywise). Hence, using the local oscillator to furnish a local carrier, as described previously, give us protection against the distortion obtained when the carrier fades or another carrier attempts to "take over."

Another way that we can obtain the same result, but without using the b.f.o., is to amplify the carrier frequency more than any other. To

do this requires a receiver with, in the ideal case, an i.f. characteristic like that shown in Fig. 7A. With this we could set the carrier at 455 kc. (by proper tuning of the "front end") and the carrier would fall in the "slot" and one sideband would be passed by the shoulder. This is an unrealizable characteristic, however, and we have to settle for a compromise. A crystal-filter characteristic can look like Fig. 7B at some setting of the phasing and selectivity controls, and it can be used for exalted-carrier reception of an a.m. signal by careful front-end tuning. It is obtained in the *sharpest* position of the selectivity control (contrary to usual crystal-filter practice for 'phone reception, where the filter is set in the broadest "in" position). The tuning will be critical, since the spike of the crystal is quite sharp, but the a.v.c. and S-meter can be used for tuning if the receiver is stable. The audio output will be attenuated considerably, and some receivers may not have enough audio gain for best results, but along with the reduction in audio gain will go a great attenuation of QRM. The receiver is tuned for maximum S-meter reading, but it will be much sharper than anything you ever tuned before. Don't wait until you get into a tough spot to learn the technique—try it out on a few "in-the-clear" signals some time until you get the hang of it. It is a good trick to have in your bag. The audio will not be as boomy as it usually is with the crystal filter in the "broad" position.

In passing, it might be mentioned that there are available "selectable sideband adapters" that add to the effective selectivity of a receiver. The Central Electronics "Sideband Slicer" and the General Electric YRS-1 use a phasing principle⁵ similar to that used in one type of s.s.b. generator, and they both offer exalted-carrier reception of incoming signals along with the selectivity feature.

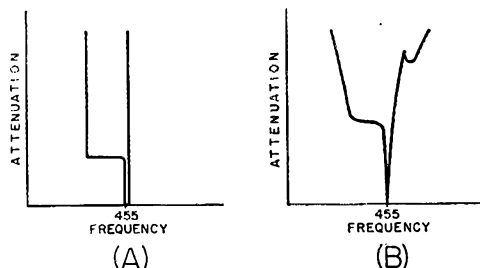


Fig. 7—An "ultimate" exalted-carrier selectable-sideband characteristic, A, can be approached by a setting of the crystal filter that gives the characteristic of B.

And there you have a brief outline of the problems involved in receiving 'phone signals in crowded bands, and two simple tricks you can do with your present communications receiver to help solve these problems. Maybe your receiver isn't the best in the world (whose is?), but it's almost dollars to doughnuts that you aren't using it to full advantage. But you can, with just a little practice.

⁵GE Ham News, Vol. 6, No. 4, July, 1951.

A Simple 2-Element Beam for 20

Suggestions for a Low-Cost Installation

BY ORVILLE F. BAUER,* W2TEX

• Not all of us have the space or means to build a high tower and a three- or four-element rotating beam antenna. While the two-element job described here by W2TEX won't match the performance of a more elaborate installation, it does give a worth-while gain over the average 20-meter dipole. Those who are looking for something inexpensive, yet effective, will find plenty of suggestions in this article.

MANY amateurs working DX on 20 meters hesitate to put up a beam antenna, because they visualize a high tower and complicated mechanical construction. It is true, of course, that a 4-element job on a 100-ft. tower will outperform a less-pretentious antenna that just clears the roof. However, it is equally true that a simple two-element beam, requiring only light construction and a short pipe mast, will outperform most dipoles, folded or otherwise. Using 200 watts input on 'phone with such a beam antenna, the first six CQs were answered by five DLs and one I. Solid contact with Europeans has been maintained for as long as three hours.

In addition to the fact that a two-element beam can be supported on a light structure, it has the advantage that it has a relatively broad frequency response, and I have no trouble in operating it from one end of the band to the other. Furthermore, if a folded element is used for the radiator, with 0.13 wavelength spacing between the driven element and the director, the

*22 Ross St., Rochester 15, N. Y.

feed-point impedance should be a pretty close match for a 72-ohm line.

Antenna Construction

The accompanying sketches suggest several constructional details. The boom (see Fig. 1) is made of two pairs of 2 × 2s 8 ft. 7 inches long, bolted together and spaced at the center by a double thickness of 12-inch-square pieces of 2-inch plank. The wood is faced, top and bottom, with a sheet of ¼-inch aluminum extending 2 inches on two opposite sides to provide a support for the boom members.

Pipe flanges are used to attach the boom to a pipe mast, and to mount a short pipe support above for guy wires running to the ends of the boom.

The elements are made of 1-inch aluminum tubing with a ¼₁₆-inch wall, and ⅞₂-inch tubing with ⅞₂-inch walls. The smaller tubing slides into the larger so that the over-all length can be adjusted. The ends of the two sections forming the folded dipole are plugged with aluminum rod, drilled and tapped for screws that can be used to fasten aluminum straps joining the ends. The spacing between the two sections is 5 inches, although this is not critical.

For a center frequency of 14.25 Mc., I made the dipole 33 ft. 4 inches long, and the director 32 ft. 1 inch long.

Since the elements are supported at low-voltage points, wood boiled in paraffin makes a sufficiently good insulator. Fig. 1 shows how the wood mountings are made and fastened to the ends of the boom. Only one hole is required for the director, of course. Similar, but smaller, blocks are used to keep the two sections of the dipole

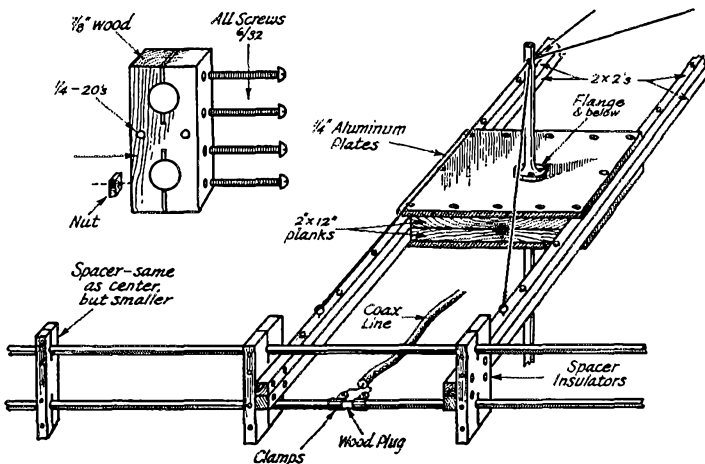
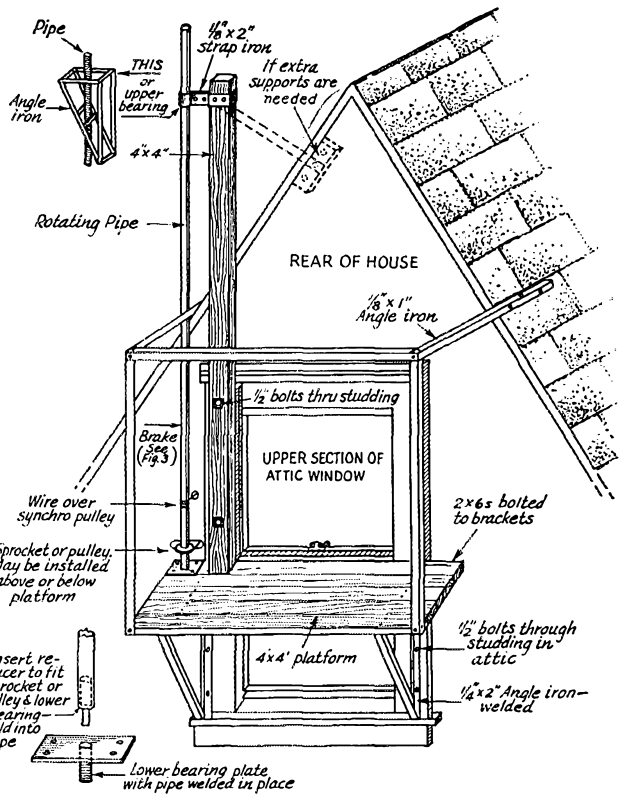


Fig. 1 — Details of the boom and element supports for the low-cost 2-element 20-meter beam.

Fig. 2 — The beam can be supported by a 4 X 4 bolted against the rear of the house. If an attic window is available, a platform will provide a convenient means of installing and working on the beam.



evenly spaced throughout their lengths. The wood should be cut to size, and the holes bored to give a snug fit before the pieces are paraffined. A wood plug, boiled in paraffin, is used to separate the ends of the tubing at the feed point.

The Support

Fig. 2 shows a method of mounting the beam that can be quite easily applied in many cases. A 4 X 4 is bolted to the attic window frame and the studding behind it. This provides support for an upper bearing for the rotating pipe mast. The lower bearing (shown in a detail sketch) may be supported by a block fastened to the side of the house, or by a platform, such as that shown in the sketch. I have found the platform very convenient, as well as safe, in working on the beam. In my case, the 4 X 4 is 15 ft. long and the rotating pipe 20 ft. long and 1 1/4 inches in diameter.

Fig. 3 is the sketch of a simple friction brake. It should be adjusted so that the beam will hold its position in whatever wind is to be expected. The adjusting bolt goes through both the 4 X 4 support and the stud, so that it may be adjusted from the inside. The brake consists of a 6-inch length of pipe split lengthwise. The inside diameter of the section of pipe should be the same as

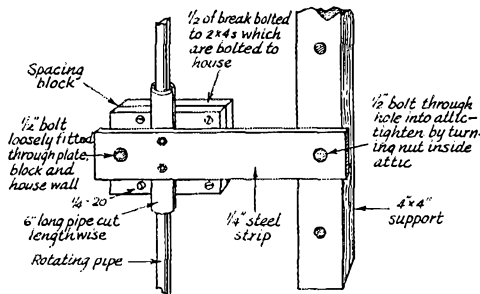


Fig. 3 — A simple brake for the rotating pipe mast.

the outside diameter of the rotating pipe. The inner piece is fastened to a block to fit between the outside wall of the house and the rotating pipe. The outer piece is fastened to a 2-inch-wide strip of iron, 1/4 inch thick. The bolt at the left-hand end is taken up until the right-hand end of the metal strip is about an inch away from the 4 X 4. Then, taking up on the bolt at the right-hand end will exert a leverage on the brake.

(Continued on page 104)

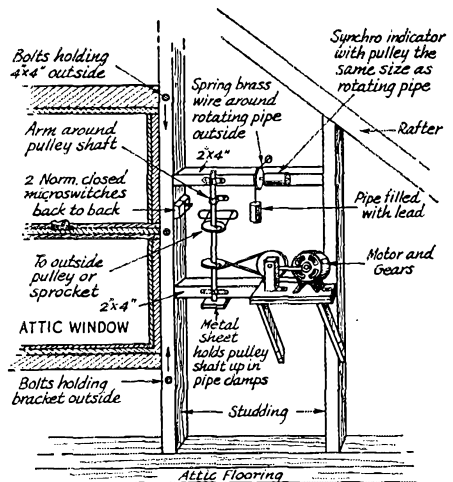


Fig. 4 — Sketch showing a simple driving mechanism and direction indicator for the beam.


Dressing Up the Antenna Coupler

A Versatile Unit for Balanced and Unbalanced Lines

BY J. P. NEIL,* VE3PN/W6

LIKE many other hams, the writer has had need for an all-purpose antenna-matching unit embracing useful features normally not self-contained. This piece of equipment incorporates the following: low-pass filter, switching to a coax-coupled antenna tuner for a balanced transmission line, send-receive relay, and r.f. ammeters for both balanced and unbalanced transmission lines.

The photographs show the front, rear and bottom views of such a unit. This system was de-



A compact transmitter tuning and switching unit with neat appearance.

signed for powers of under 175 watts or, to be more specific, for feeding a Viking II either directly to a 75-ohm unbalanced (coax) line or, through an antenna tuner, to a 300-ohm or other balanced line. However, with modifications as to ratings of components as necessary, the unit can

* 1567 College Ave., Palo Alto, Calif.

• In this article, VE3PN describes a matching unit very convenient for handling a variety of antennas. Although it is within small dimensions, it includes a low-pass filter and means of switching between balanced and unbalanced transmission lines.

be altered to take care of higher power and/or additional coax feed lines.

Circuit

Fig. 1 shows the wiring of the unit. A ceramic rotary switch, S_1 , selects either of two 75-ohm coaxial cables. One of these feeds a half-wave 10-meter dipole directly, while the other is coupled to a conventional antenna tuner (C_5L_6). The antenna tuner is used to provide balanced output. In this instance, the tank circuit values are such that both 20 and 40 are covered with the same coil. With suitable capacitor values and plug-in coils, other bands may be covered, of course. It may be noticed in the rear-view photograph that a second tuning condenser is ganged to the first. This was provided in anticipation of possible operation on 80 meters, when the two condensers would be connected in parallel. To economize both in space and cost, a single-section tuning condenser is used. Provided it is spaced an inch or so away from the surrounding metal, experience has shown that no unbalance of consequence results.

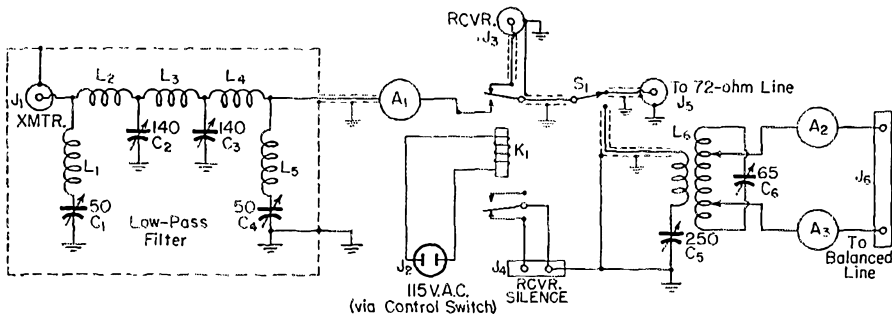


Fig. 1 — Circuit of the antenna-matching unit.

- C_1, C_4 — Midget variable (set at approx. 32 $\mu\text{f.}$).
- C_2, C_3 — Midget variable (set at approx. 106 $\mu\text{f.}$).
- C_5 — Bnd CE-2007 (0.03-inch spacing).
- C_6 — Johnson 70F30 (0.075-inch plate spacing) (see text).
- L_1, L_2, L_3, L_4, L_5 — All wound with No. 14 enameled wire, $\frac{1}{2}$ -inch i.d., 8 turns per inch. B & W 3002 Miniductor may also be used. L_1 and L_5 have 6 $\frac{1}{2}$ turns; L_2 and L_4 have 9 $\frac{1}{2}$ turns; L_3 has 11 $\frac{1}{2}$ turns.

- L_6 — Approx. 15 $\mu\text{h.}$ for 7 & 14 Mc. (see text) (B & W 40-TA with 1 turn removed from each end) (19 turns No. 12, 2 $\frac{1}{2}$ -in. i.d., 3 $\frac{3}{4}$ in. long).
- A_1 — R.f. ammeter — 2-amp. scale for 75-ohm line and under 200 watts output.
- A_2, A_3 — R.f. ammeter — scale dependent on line characteristics.
- K_1 — Dow coaxial relay with auxiliary contacts.
- S_1 — Two-wafer ceramic rotary switch, terminals connected in parallel (see text).

The coax line to the coupler is tuned by C_5 , and r.f. ammeters (A_2 and A_3) are provided in both sides of the balanced line.


The selector switch (S_1) is connected to a Dow coaxial change-over relay (K_1) that connects the line selected by the switch to either transmitter or receiver. The relay line to the transmitter goes through an r.f. ammeter (A_1) and a low-pass filter before connecting to the transmitter output. The Dow relay has a set of auxiliary contacts, and these are used to silence the receiver during transmissions.

Construction

A commercially-available cabinet with an 8×12 -inch panel and an over-all width of $14\frac{1}{2}$ inches was used as the enclosure for the unit. A chassis of 20-gauge aluminum was tailor-made to fit the cabinet. Its size is 8 by 11 by $2\frac{1}{2}$ inches. Panel components were arranged to present a neat symmetrical appearance consistent with proper placement of the tuning condensers and tank coil above the chassis, and of the selector switch and link tuning condenser below. On the panel, left to right, along the top are the link r.f. ammeter (A_1), the dial for the antenna-tuner condenser (C_6), and the two r.f. ammeters (A_2 and A_3) in the balanced line. Below are the selector switch (S_1), and the link tuning dial for C_5 .

In the rear view may be seen the antenna-tuner tank coil and condenser. Left to right, along the rear edge of the chassis, are connectors for 300-ohm Twin-lead (or tuned line) (J_6), and coax cable from the doublet (J_5), a phono jack (RCA) (J_3) for the receiver, terminals for receiver silencing (J_4), a.c. power connector (J_2), a ground terminal, and another coax connector (J_1) for the transmitter output.

In the bottom view are shown the low-pass filter with cover removed, selector switch (S_1), link tuning condenser (C_5), the antenna-tuner-coil jack bar (for L_6), and the Dow coaxial relay (K_1). Although a B & W coil was used for the antenna tuner, a homemade jack bar of high-grade bakelite was used, and mounted under a slot cut out of the chassis. Otherwise, the mounted coil would have come too close to the top of the cabinet, leaving no room for inductor clips. It is spaced below the chassis top sufficiently to allow the top of the coil to clear the



Rear view of the antenna-coupler unit.


cabinet cover. The antenna-tuner condenser (or condensers) is mounted on 1-inch stand-off insulators and placed at the center of the chassis. An insulating coupling is used in the shaft.

The low-pass filter is constructed and adjusted following the data given in the filter table in the TVI chapter of the ARRL *Handbook*. Values in the column for 75 ohms and variable condensers were used. The unit is enclosed in a shield box that fits under the chassis, along the left-hand side in the bottom view. A bottom cover is used to enclose completely the filter, but is not shown in the photograph.

All leads to the filter box, coax-line ammeter, selector switch, link-coil jack, and coax output connector are made with RG-59/U cable. Although S_1 is shown in Fig. 1 as a single-gang switch, a double-wafer switch with corresponding terminals wired in parallel for greater current-carrying capacity is recommended. Connections in the filter and antenna tuner are made with No. 14 tinned wire. Twin-lead was used to connect the two r.f. meters in the antenna tuner to J_6 . However, wider spacing and better insulation might be necessary if the tuner is to feed a line with an appreciable s.w.r.

I have found the unit most convenient, not only for working the above-mentioned antenna systems but also for feeding a folded dipole and some verticals.

Bottom view of the compact antenna unit, showing the low-pass filter, change-over relay and link tuning condenser.



● On the TVI Front—

LICKING U.H.F. STRIP TVI— A SUCCESS STORY

The problem of interference by 2-meter transmitters to TV sets using strips for u.h.f. conversion has been discussed previously in our pages.^{1,2} In this department in December, 1953, *QST* (p. 62) a call was sounded for v.h.f. men to use "Dallas Plan"³ tactics in combatting this new threat to 144-Mc. operation. The following letter from W9MUD shows that this plan of attack will work.

Decatur, Ill.

Technical Editor, *QST*:

Thank you very much for your letter and the enclosures. Fortunately, it has not been necessary for me to use the trap you described, so I cannot tell you how it works. In fact, the excellent cooperation of Harold Cowgill, general manager, and James Wulliman, chief engineer, of our local u.h.f. TV station, WTVP, Channel 17, has made it unnecessary for me to remedy a single case of TVI. When they received the first complaints they called me to get my side of the story. A brief description of the condition causing TVI on sets using u.h.f. strips was all that was necessary to convince them where the trouble was. They agreed that it was not my fault and they have since referred viewers having trouble back to the dealer. In a few special cases they referred the lookers-in to me for help and I was able to advise them to get all-channel converters. In all instances the change to a converter eliminated the trouble — there are six TV receivers located within 100 feet of my antenna, all using converters. Fortunately, I was also able to suggest to these neighbors what kind of set to buy. (In this area we are receiving Channels 15, 17, 19, 20 and 43.)

The 144-Mc. transmitter at this station is one of my own design and construction, using push-pull 6146s in the final and running 70 watts input. The tube line-up was planned to eliminate TVI and is as follows: 6C4 overtone oscillator on 24 Mc., 6AQ5 doubler to 48 Mc., and push-pull 5763 triplers to 144 Mc. driving the 6146s. You will note that no harmonics fall in any locally-used TV channel and that the 6146s have more than enough drive.

The rest of the station consists of a 16-element collinear beam 68 feet high and an HRO-7 receiver with a homebuilt crystal-controlled converter. The HRO-7 receiver caused more TVI locally than the transmitter. Radiation of the oscillator would take out Channel 5 when it was used with the converter. Substitution of shielded 300-ohm Twin-Lead for coax in the connection between the units eliminated this trouble.

With the above combination, I have been able to work 12 states in six call areas. I am on 144 Mc. an average of five nights a week, usually between 8 and 10 o'clock, and in the past month

have not received a single complaint. As I am the only station on 144 Mc. in this city, the going was rough previously, but now that the local TV station, dealers and TV viewers are familiar with the strip problem and its remedy, viewers are enjoying their TV and I am having my fun on the air.

I hope this information will aid someone else who has the same problem. The use of the all-channel converter seems to be the best suggestion for licking TVI from a 144-Mc. rig during u.h.f. TV reception, although one of the local servicemen did have good results with Meissner type 15-7514 wavetraps.

— Roy A. Carlier, W9MUD

P.S.: I think one of the things which made the dealers take action to satisfy their customers is that I made it very clear that since my transmitter was "clean," I was going to continue operation until such time as FCC ordered me to shut down. I refused to go off the air for even one program. Admittedly I do have some fancy new names, but concentrated and firm effort has relieved the situation. — R.A.C.

REMINDER — TELEVISION SCRIPT ON TVI AVAILABLE

Affiliated clubs and TVI committees are reminded of the availability of ARRL's new television script on TVI, planned for presentation on stations in localities where low-band v.h.f. TV is in existence. The show, timed to 15 minutes' duration, is of the panel- or interview-type format, and comes complete with a set of effective slides.

To hold the attention of a typical TV station audience, the material has been prepared in layman's language, explaining the interference problem so it can be understood by viewers sitting in their own living rooms. Since amateur interference is but a small percentage of the over-all problem, the program also drives home the point that interference can be caused by f.m. receivers, TV receiver oscillators, diathermy, household appliances, etc. Much of the material has been based on the TVI demonstrations given around the country by ARRL's Philip Rand and Lewis G. McCoy.

Sound out the commercial manager of your local TV station on the possibility of using the program as a public service feature. Once you get tentative acceptance, give us the word and we'll put you on the schedule for loan of the "packaged" show.

ARE YOU LICENSED ?

- When joining the League or renewing your membership, it is important that you show whether you have an amateur license, either station or operator. Please state your call and/or the class of operator license held, that we may verify your classification.

¹ "It Seems to Us," November, 1953, *QST*, page 9.

² "Channel Strip TVI," November, 1953, *QST*, page 45.

³ "The Dallas Plan for TVI," Skelton & Shook, June, 1951, *QST*, page 26.

A Crystal-Controlled Converter for 21 Mc.

Stability and Bandsread Coverage with Any Communications Receiver

BY EDWARD P. TILTON,* WIHDQ

• You're missing some fun if you haven't tried your hand at working DX on 21 Mc. If the receiver problem has been holding you back, here's the answer — a crystal-controlled converter that provides the same degree of bandsread and stability on 15 that your receiver offers on 80.

THE highest frequency that is open for long-distance communication is always an interesting band to work. The skip is capricious, and you can't count on solid contacts in every direction every day, but when the band is open anything can happen. At this point in the sun-spot cycle, 21 Mc. is such a band. Signals may come bounding in from halfway around the world, and when conditions are right DX can be worked with moderate power and simple antenna equipment.

But first you have to be able to hear the DX. This may not be easy unless you have one of the newer receivers, and a fairly expensive one at that. Because the 21-Mc. band is a recent amateur acquisition, receivers more than a couple of years old have no provision for it. Most of them tune *through* it, but only by means of an infinitesimal movement of the general-coverage dial that makes accurate tuning almost impossible. Some war-surplus receivers, otherwise quite adequate, don't even go this high in frequency. And the lower-priced of our current crop of new models may be none too good in their 21-Mc. performance, even though they do have bandsread coverage. Single-conversion receivers with but one r.f. stage, for example, may suffer from inadequate image rejection, and the stability of the low-priced lines may leave quite a bit to be desired.

The obvious solution to the 21-Mc. receiver problem, then, is some form of converter, preferably crystal controlled. Fortunately, it need not be complex, costly or hard to build, as may be seen from the accompanying illustrations. Two tubes and easily-adjusted circuits take care of the job very nicely.


Circuit Features

Our converter is designed to be an inconspicuous accessory. It can be placed on top or in back of the regular station receiver, and may be plugged directly into the accessory socket of the receiver if it is convenient to do so. Where the

receiver is not equipped with such a socket it is a simple matter to tie into the filament and B-plus circuits for the converter power. As the drain is low, almost any receiver will supply the necessary power without undue strain.

The oscillator, one half of a 12AT7, is crystal controlled, for maximum stability and pure d.c. notes in c.w. reception. The crystal is a standard 3500-kc. unit operated on its 5th overtone, 17,500 kc., using the so-called Robert Dollar circuit, credit for the origination of which should go to W6EFT. The other half of the 12AT7 is the mixer, the i.f. output being 3500 to 3950 kc. for covering 21,000 to 21,450 kc.

Any communications receiver worthy of the name will give a good account of itself at this frequency, but the over-all gain of the converter



Looking down at the 21-Mc. crystal-controlled converter, we see the r.f. stage at the right and the mixer-oscillator at the left. The crystal socket at the right is the antenna terminal. The power-fitting on the wall of the chassis may be plugged directly into a receiver accessory socket, where it is convenient to do so.

is sufficient for even the least sensitive. Results on 21 Mc. will be limited only by the stability, selectivity and dial characteristics of your receiver at 3500 kc.

The r.f. amplifier may be any of the r.f. pentodes such as the 6AK5, 6CB6, 6BH6 and others, though a 6CB6 is shown. As has been pointed out many times, the ultimate in noise figure and gain is not required at this frequency. External noise picked up by the antenna is the limiting factor in weak-signal reception with any well-designed r.f. stage operating below about 30 Mc. or so. The noise figure of this amplifier is around 3 db., and it provides plenty of gain, but its most important function is the rejection of unwanted signals at the image and intermediate frequencies. The converter is one of several built in the process

* V.H.F. Editor, QST.

of obtaining satisfactory characteristics in the latter respects.

Somewhat simpler r.f. circuitry may be employed if one doesn't mind having signals from other frequencies in the tuning range. These can be mighty confusing at times, as the i.f. is the 80-meter band and the image frequency is the 20-meter band and some adjacent commercial territory. It can be seen that real front-end selectivity is required in a set-up like this if the operator is to avoid calling stations that are on some other band! Spurious responses in this converter are a minimum of 60 db. below 21-Mc. signals of the same strength, so spurious signals are produced only by stations in the next-block category. With a selective antenna system such as a well-matched parasitic array, spurious-signal rejection will be even better. The final model was checked on 20- and 80-meter antenna systems to make its task as difficult as possible.

Three tuned circuits at the signal frequency achieve the desired degree of selectivity, and they also make it possible to flatten the response across the entire 21-Mc. band. The input circuit is tuned on-the-nose at the middle of the band. The r.f. plate and mixer grid circuits can be stagger-tuned slightly if necessary, and the slug in the i.f. plate winding is a further aid in this respect.

Neutralization shown in the r.f. amplifier circuit may not be necessary when the converter is used with an antenna system that loads the r.f. stage down adequately. Random lengths of wire and center-fed systems using tuned feeders present wide values of input circuit loading, however, so the stage may oscillate unless it is neutralized. The neutralizing method is the capacity-

bridge system often used with transmitting tetrodes.

Construction

The converter is built on a 4 × 6-inch piece of aluminum which mounts on a 2 × 4 × 6-inch aluminum chassis that provides shielding and mechanical support. Looking at the top view, the r.f. amplifier stage is at the right. The crystal socket at the right is the antenna connection. At the lower right the input tuning condenser, C_1 , may be seen, and just to the lower left of the tube socket is a quarter-inch hole through which the neutralizing capacitor adjustment projects. The mixer-oscillator tube is at the left, with the crystal and the oscillator coil slug adjusting screw in the foreground. Across the back, from left to right, are the i.f. adjustment, the mixer grid trimmer, C_4 , and the r.f. plate trimmer, C_2 .

On the front wall of the chassis is the octal power connector, J_2 , and the coaxial i.f. output fitting may be seen at the left end of the chassis. At the writer's station, the converter is plugged directly into the accessory socket of an HRO-7, and the same coaxial cable and plug that are used with several v.h.f. converters plugs into the 21-Mc. converter when it is to be used.

In the bottom view the r.f. input circuit shows at the right of a small copper shield that mounts across the 6CB6 socket. Across the bottom of the photograph are the r.f. plate and mixer tuned circuits and the i.f. plate coil. The oscillator components are at the upper left and the neutralizing capacitor is close to the r.f. shield.

The tube sockets are centered on the cover plate, 1 1/4 inches in from each end. Mounting

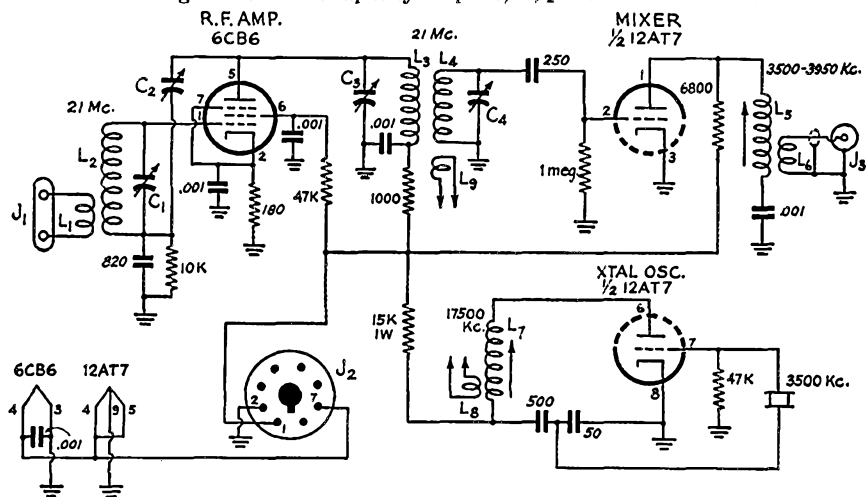



Fig. 1—Wiring diagram and parts information for the 21-Mc. crystal-controlled converter.

- C_1 —25- μ f. miniature air trimmer (Hammarlund MAPC-25).
- C_2 —0.5–5- μ f. plastic trimmer (Erie 532-08-OR5).
- C_3, C_4 —19- μ f. miniature trimmer, shaft type (Johnson 20M11).
- L_1 —5 turns No. 28 enamel wound over cold end of L_2 .
- L_2 —18 turns B & W Miniductor No. 3004, 2.6 μ h.
- L_3 —21 turns No. 3004, 3.3 μ h.
- L_4 —28 turns No. 3004, 4.6 μ h.
- (No. 3004 is 3/8-inch diam., 30 t. No. 24 tinned per inch.)

- L_5 —No. 30 enamel close-wound 1 3/32 inches on 3/8-inch iron-slug form, 110 μ h. (National XR-93).
- L_6 —10 turns No. 28 enamel close-wound over cold end of L_5 . Wrap L_5 with one turn of plastic tape before winding L_6 .
- L_7 —No. 30 enamel close-wound 15/32 inch on 3/8-inch iron-slug form, 8 μ h. (National XR-91).
- L_8, L_9 —Single-turn loops of fine insulated wire around cold ends of L_7 and L_4 . Make loops and connecting link from single piece of wire.

Interior view of the 21-Mc. converter, made by tipping back the cover plate from the position shown in the assembled view.



holes for the smaller components are on two lines each $\frac{7}{8}$ inch in from the edges. This arrangement makes it necessary to file out portions of the folded-over edges on the chassis to clear all the parts as the converter is mounted on the chassis, but it allows plenty of room for wiring work.

The r.f. socket mounting holes are in a line perpendicular to the centerline of the cover plate, with Pins 1, 2 and 3 on the right side of the copper shield. The latter is cut out to clear the socket and the shielding ring at the center of the socket is soldered to the copper.

The rotors of the r.f. plate and mixer grid trimmers are grounded directly to the base plate, but the rotor of the input tuning capacitor must be insulated from ground to provide for the neutralization system. The neutralizing capacitor is a small plastic trimmer designed for mounting on a metal plate with the rotor connection grounded, but in this case it is insulated from ground by soldering the mounting clip to the lug on a small tie-point strip. The adjusting screw projects through a hole in the plate to permit changing the setting when the converter is assembled.

The coils L_3 and L_4 are mounted in line with their cold ends toward one another and about $\frac{1}{2}$ inch apart. A piece of stiff wire soldered to the rotor connection of C_3 serves as a support for the cold end of L_4 and for the by-pass condenser at the cold end of L_3 . Two-lug tie-point strips support the capacitors in the oscillator feed-back network, the i.f. and output leads in the mixer plate circuit, and the terminations for the heater and B-plus cable.

In wiring the converter, complete all the work on the plate itself before attaching the power and output cabling. The three-wire power cable is about 7 inches long, and the coaxial output lead is about 4 inches. The latter can be a piece of shielded wire, for flexibility. Arrange these leads so that when the converter is mounted on the chassis the leads will bend around the sides of the case away from the r.f. coils.

Adjustment and Operation

With the power connections shown, the plate voltage for the converter is taken off the voltage-

regulated source in an HRO-7 through its accessory socket. The current drain is less than 10 ma., which turned out to be within the capabilities of this particular receiver. With others it is well to check and see if the regulator tube will handle the extra drain. The plate voltage is not critical, and anything between 150 and 250 volts should be satisfactory. If the receiver does not have a voltage-regulated supply or if the regulated source is incapable of handling the converter current drain, the power may be taken off the main B-plus line. The screen of the output tube is usually a good place to get at the supply. Consult your receiver service manual circuit diagram for other points if this is not convenient. The heater voltage can be taken off at any 6.3-volt tube socket.

If you prefer to avoid operating on the receiver in any way, a power supply can be built into the converter easily. Small selenium rectifiers will handle the necessary current drain, and information on such supplies can be found in any recent edition of the ARRL *Handbook*.

In adjusting the converter we start with the oscillator. Apply plate voltage to the oscillator through the 15,000-ohm dropping resistor, but leave the other stages without plate voltage. Connect a low-range milliammeter in series with the plate supply and watch the current drain as the slug in L_7 is adjusted. There will be a drop in plate current when the stage goes into oscillation.

Check the frequency of oscillation to be sure that it is on the 5th overtone, 17,500 kc. This can be done readily as nearly all receivers will tune to this frequency. Move the core stud and check for any marked shift in frequency. If the change is more than a few thousand cycles the oscillator may not be crystal controlled. Self-oscillation is an indication of too much feed-back.

Regeneration is controlled by the capacity divider connected between plate and cathode. Adding capacitance below the point at which the crystal is connected increases the feed-back. The values shown have worked with all 3.5-Mc. crystals tried here, so adjustment is not particularly critical. Be sure you have the right overtone,

(Continued on page 104)

What's with Your Log?


Hints and Kinks on Log Keeping

BY LEWIS G. McCOY,* WIICP

WHenever any hams visit the writer's station for the first time, they always show a great deal of interest in his logbook of a clipper ship that sailed the seas in the early 17th century. The old weather-beaten log is written in neat precise script, and it gives a detailed description of each day's happenings. Not only is information given on the daily latitude and longitude but, in addition, every interesting bit of news is described in detail. When one reads the logbook, with its vivid descriptions of such things as violent storms and encounters with schools of dolphins and flying fish, there is a strong feeling of actually being present on the voyage.

The reader of this article will probably wonder what connection there is between a ship's log and amateur radio, but the connection will become apparent in a discussion of amateur log-keeping.

Although amateur radio is one of the very few hobbies regulated by federal laws, there actually are few things we are *required* to do. Our methods of operation, types of emissions, hours of operation and many other facets of the hobby are left to our own choosing. However, one of the things we "must" do is to keep a log of certain details of our station's operations,



so that if the need should arise, the FCC will have access to a written record of a station's activities.

The FCC requirements are not difficult to meet. The address, the signature of the operator, type of emission, the input power to the final amplifier, the band in use, call sign of the station called, date and time of each transmission, and message traffic handled, must be entered in your log. Some of the above information need only be entered in your log once. If you don't change bands and use only one type of emission and one value of power, the only information that must be recorded is the station called or

* Technical Assistant, QST.

worked, and the date and time. Further information on the legal requirements of log-keeping is given on the first page of the ARRL logbook.

What we hope to accomplish here is to pass along some tips to the newcomer so that his log will always prove to be more than just a record of "calling and ending" times. The FCC requires certain information to be noted in the log. We can add to or embellish the log as we see fit.

Other Information

The ship's log recounted the adventures of a ship's voyage. A station log can serve



to record your adventures in amateur radio. That first DX station worked, or that feeling of doing something worthwhile in an emergency — these and countless other experiences can be detailed in your log.

If you were to ask most old-timers what type of rig they were using in such and such a year, they probably would be at a loss to remember. However, there would be a few who could tell you exactly what they had simply because they kept a record of their equipment. And what better place is there than the log for keeping a record of the equipment being used at the time?

It won't take a newcomer long to realize the importance of accurate station records as he piles up experience in the hobby. One good example of this is QSL card exchanges. A contact is made and the information is entered in the log. Three months later you receive a QSL from the station you worked. Did you send him one of yours? Why not look in the log and see? That's where all the information on the contact will be. A simple check mark will show if you did or did not QSL.

Other interesting and important information is an up-to-date record of circuits and circuit changes. There isn't much need to point out how irritating it is to run into trouble with

your rig and then not be able to find the circuit diagram of the equipment involved. This need not happen if the diagrams are kept as part of the log. They can be drawn on separate paper and glued or inserted into the logbook, or sketched on the blank side of the log pages.

In addition to the things already outlined, there are many other pieces of information that could be kept in the log. For example, many amateurs get a lot of fun out of trying different antenna systems. When a new antenna is erected at your QTH your log could show such information as the type of feed line used, the height above ground, orientation, the antenna proper, and, particularly, the problems encountered in getting the system to perform properly. Other information worth noting would be field patterns, and effectiveness of the system on other bands if it is a multiband job. Also any matching problems and the standing-wave ratio information could be entered in the log.

Photographs of your station can be kept in your logbooks, and they will do much to enhance the record of your activities.

Many times during on-the-air contacts you'll run across a fellow ham who is using some little gimmick that helps his receiver, or transmitter, to do a better job. You ask him for a description or circuit diagram of the gimmick and he passes it along to you. You put it on a piece of scratch paper and set the description aside. Later on, maybe the next day or so, you are working someone else and taking notes on what he has to say. Having momentarily forgotten the gimmick diagram, you use the other side of the paper containing the description for notes on your present QSO. Come clean-up time, all the notes and scribbled paper littering the operating desk are thrown out, including your gimmick diagram. When you finally remember, the diagram has long since departed with the trash collector. You know doggone well that you're not going to discard your log, so wouldn't it be a good idea to enter such information there?

A very large number of newcomers set their sights on an ARRL Worked All States award. Many times in your quest for getting all the states you'll call a ham in a new state but fail to raise him. A lot of future grief can be saved if you make it a point to list the state by name and then circle the whole thing with red pencil.



• Does keeping a station log seem to be just a necessary evil? If so, it's even money you will change your mind after reading WHICP's observations on the subject.

Also, it sometimes helps to mark down the frequency or dial setting of your receiver where you heard the new state. In this manner, you'll firmly implant the call you're looking for in your memory and, in addition, have a written reference if you need it.

There are different methods of entering the time of a contact in your log. You can do it with the regular A.M. and P.M. designations, or with 24-hour time. For those that don't understand 24-hour time, 1 A.M. is 0100, noon is 1200, 1 P.M. is 1300, and so forth. Midnight is 0000, and one minute before midnight is 2359. Many amateurs prefer 24-hour time because it is considerably less confusing than the A.M. and P.M. system.

When visitors come to your station their names and calls can be entered in the log. Of course, if visiting hams operate the rig they must sign the log as required by FCC regulations. But even if they don't operate, it's still nice to have a record of all visitors.

There will probably be many other things you'll want to enter in the log from time to time. The important consideration is that if you once form the automatic habit of keeping your records and notes in the logbook, you'll be preserving all the information that is important to you. Think of your log as a diary of all your amateur activities, and as the years go by, you'll get a lot of satisfaction (and probably a lot of laughs) from reading your early notes.

Strays

The passing of Howard L. Stanley, ex-2FS, as noted in this month's Silent Keys, will sadden the heart of many an old-timer. One of ARRL's earliest directors, Mr. Stanley served on our Board of Direction prior to the first World War. His contributions as a *QST* author were numerous throughout amateur radio's youth and the signals of Long Island station 2FS were familiar far and wide.

Would your school club like to have a list of other school amateur radio clubs? Forty-seven such clubs responded to a previous *QST* Stray requesting organizational information and are listed in this, the first roster. Write to Willis C. Brown, U. S. Office of Education, Washington 25, D. C., asking for "School Amateur Radio Club Information Sheet." Fill it out, return it, and your school will be listed in a forthcoming issue sent free to school ham clubs.

On the Air with SINGLE SIDEBAND

W2KE writes that he worked ZD4BF (14,125) one afternoon, and the ZD4 asked him to stand by for a try of s.s.b. Although W2KE was using "an old SX-10 (1936)" for receiving, he was able to pick out parts of the 10-watt s.s.b. signal. Which is all by way of announcement that there is one more country on the air with s.s.b., and we suspect that 4BF will be boiling through with more than 10 watts before you get to read this.

Here's a letter that speaks for itself, from Harlan Dewitz, W0DHO, president of the North East Nebraska Radio Club:

"The NENRC, a very active radio club since 1938, now has fourteen members and 86 per cent of them are on s.s.b. It will soon be 100 per cent, which we think would be rather rare. The members are from 8 towns and, since s.s.b. is the rage, the attendance has been almost 100 per cent at every meeting. Meetings are once a month except in summer. Of this 86 per cent, two of the members have s.s.b. mobile.

"I might mention that at the end of 1952 there were four s.s.b. stations in Nebraska as compared to the present total of 26, which is quite a gain for one year. Is s.s.b. the coming thing? Ask any of the above."

The February issue hasn't been out long enough (at this writing) for us to have any reactions on the suggested informal s.s.b. DX contest mentioned in that issue. But don't forget to let us know what you think about the idea.

Using the Viking I with a Crystal-Filter Exciter

Close on the heels of W4JMU and his dope on how to use a 10A Exciter with a Viking (January) is Mark Cholewski, K6CRT, ex-W8SVK, with his story of how he uses a Viking I with an Edmunds crystal-filter s.s.b. exciter. The basic idea is to use the oscillator portion of the Viking (crystal or VFO) to beat with the s.s.b. exciter output at, say, 450 kc. and then drive the Viking output stage with the resultant signal. Another objective, of course, is to do this without cutting into the Viking enough to lower its resale value. The revised diagram is shown in Fig. 1 — here are the changes in Mark's words:

"1. Add a 10- μ f. ceramic in series with the plate of the 6AU6 oscillator, through a short piece of coax to a coax connector that is mounted in the angle, under the cover, supplied in the TVI suppression kit.

"2. Add a 3-turn link on the 6AQ5 buffer coil placed at the top end of the coil. Run the twisted pair to two lead-through insulators in the angle mentioned in Step 1.

"3. Add a 0.01- μ f. ceramic to R_{26} to bring the B+ side of the buffer coil to an r.f. ground. The 0.005- μ f. seemed not capable of doing the job well enough.

"4. Add a swamping resistor (4700 ohms, 2 watts) across the r.f. choke L_6 and resistors R_{24} and R_{27} .

"5. Replace resistor R_{17} with resistors R_1 and R_2 indicated in the modification diagram. These two resistors should total, in series, 2700 ohms. The value of R_1 will depend on the class of operation that one wants to run the 4D32. Look up the recommended value of bias (E_b) for the 4D32 operating this way (same as for audio work) and solve in the formulas:

$$R_1 = 5000 - 67 E_b \quad R_2 = 2700 - R_1$$

"6. Add two VR-150s across the resistor R_{13} . The VR-150s can be mounted horizontally on a small bracket fastened to the TVI kit shield above and behind the crystal socket.

"7. Rewire the heaters as shown in Fig. 1, by adding S_{1D} in series with the hot side of the heater winding and the tubes shown. Thus the following will always be connected to the heater winding: pilot light, Pin 7 of VFO socket, 6AL5, 4D32 and 6AU6.

"Following the described steps, one should have no trouble increasing his s.s.b. power to approximately 200 watts peak input. These changes retain -20 and +300 available at the VFO socket, either or both of which can be used to power the s.s.b. exciter. Remember that on s.s.b. the C.W./Phone switch is set in the 'C.W.' position.

"One factor left for the individual to 'engineer' is the placement of the switch S_1 . Its location is important, since short leads are required in the grid circuit of the final. At

(Continued on page 118)

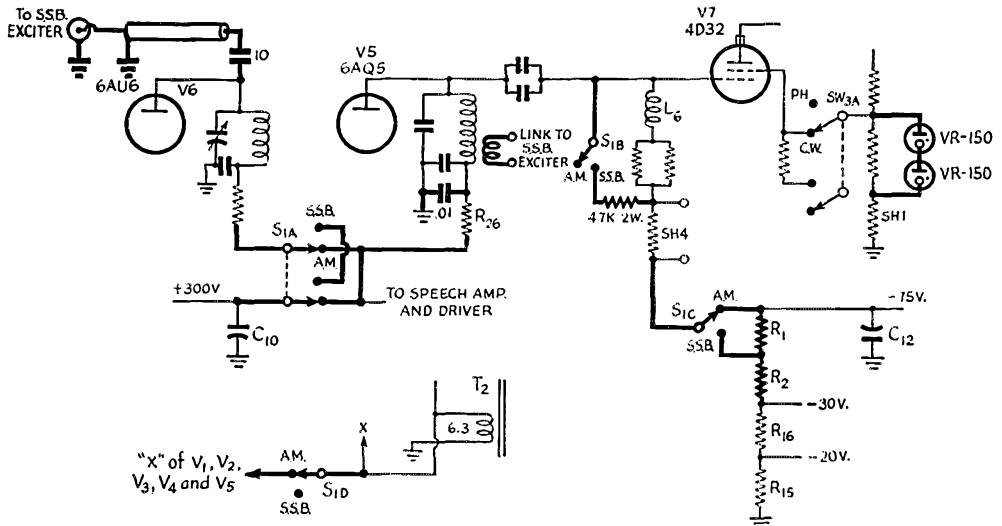


Fig. 1 — K6CRT revised his Viking I to work as a linear following a crystal-filter s.s.b. exciter. The heavy lines represent the changes in the original Viking circuit.

Break-In with One Antenna

A Complete C.W. Control System with No Relays

BY T. H. PUCKETT,* W2JXM

• Here is an approach to c.w. break-in that deserves the attention of any and all c.w. men interested in perfecting the operation of their stations. Unlike most articles of this type, this one describes an entire system, solving not one but all of the problems in connection with operating and monitoring full break-in with one antenna.

THERE are several technical problems peculiar to amateur c.w. operation that have been attracting attention for some time. These include keying the oscillator for break-in, shaping the transmitter output for a pleasant sounding and easy-to-copy signal, monitoring the transmitter output, and protecting the receiver input. If the literature is examined, it will be found that there are many good ideas for solving the various problems one at a time. However, if really convenient operating is to be obtained simultaneously with a decent sounding signal, it is necessary to consider all of the problems at once. This complicates things, and the results have often been far from satisfactory. Probably the best scheme to date has been the "De Luxe" keying that has been in the *Handbook* for the last few years. It has its disadvantages though, such as requiring a rather special relay and having to use a separate antenna for the receiver.

After meditating on this situation for about a year, certain steps were taken and the unit to be described was the end result. For those of little cash, it uses five tubes, costing about eighteen dollars. To balance this it has the following particular advantages:

- 1) It should be a satisfactory control unit for almost any transmitter.
- 2) The transmitter keying characteristic is independent of the oscillator keying characteristic and the transmitter keying may be adjusted by a grid-block keyer without worrying about its effect on the oscillator.
- 3) The break-in action is extremely smooth (people using the unit for the first time have insisted that only a low-level oscillator was being controlled).
- 4) The receiver input is protected from the r.f. output of the transmitter.
- 5) There are no adjustments to be made once the unit is initially installed.
- 6) The frequency of operation does not matter as long as it is in the 3- to 30-Mc. range.
- 7) Only one antenna is required for both the receiver and the transmitter.

*% Columbia University Electronics Research Laboratory, 632 West 125th Street, New York 27, New York.

This is a pretty impressive list of claims, but it is felt that they are justified. Against these must be charged two further minor requirements. First, a matched coax line between transmitter and antenna coupler is absolutely necessary, and it must be of the 50-ohm variety if more than 500 watts or so input to the final is used. Second, three supply voltages are needed, although only small currents are required.

The Circuit

The primary elements of the complete transmitter-receiver-control unit system are:

- a) The oscillator, VFO or otherwise.
- b) A grid-block-keyed amplifier stage (which may be the transmitter final in low-power installations).
- c) The receiver, which must be modified to allow controlling its gain by inserting an additional resistance in series with the r.f. gain control.
- d) An antenna switch that disconnects the receiver input from the matched transmission line when the key is closed.
- e) The necessary circuits to control the system.

These are indicated on Fig. 1 [next page], the schematic of a particular complete system. The section labeled "Control Unit" will ordinarily be the same regardless of the other sections. The other sections shown are taken from the installation at W2AEE, where the major portion of the experimental work was done.

Operationally speaking, the unit is closely related to the "De Luxe" keying system, even though the two circuits bear little resemblance. When the key is open, the oscillator is turned off, the grid-block stage is cut off by the keyer tubes, the receiver r.f. input is connected to the transmission line from the antenna coupler and the receiver gain is at its normal value. When the key is closed, the oscillator will turn on, the receiver will be disconnected from the transmission line, and the receiver gain will be decreased. Then the grid-block stage will turn on and pass the oscillator signal through to the antenna.

There are a couple of points to observe about the action described so far. First, turning the oscillator on quickly will cause it to have clicks. However, these do not reach the transmitter output as the grid-block stage turns on much more slowly. Also, the receiver gain will be decreased before there is any substantial output from the transmitter, so a replica of the transmitted signal will be heard.

Now when the key is opened, the grid-block stage starts to decrease the transmitter output at a more or less gradual rate, but the oscillator

This high potential at Pin 8 of the 12BH7 is coupled through a divider network to the grids of a 12AX7. (The capacitors shown here and elsewhere in the circuit on the grid divider networks are just to speed up the action a little, and do not affect the fundamental operation of the circuit. It would probably work just as well without them.) The effective positive-going signal coupled to the 12AX7 grids will cause both sections to conduct, giving a *negative* voltage at the plate terminals, as the cathodes go to -75 volts and the plate load resistors return to ground. The voltage at Pin 1 of the 12AX7 is about -15 volts, and goes to the grid return of the oscillator, biasing it past cut-off and thus keeping it from oscillating.

The voltage at Pin 6 of the 12AX7, about -40 volts, goes to the grid of a 6BL7 section, biasing it past cut-off. The 6BL7 plate, Pin 2, will therefore rise toward $+300$. This plate is coupled to the grid of another 6BL7 section (the other half of the same envelope) and to the grids of a 6AS7.

The 6AS7 will conduct under these conditions, and act as more or less of a short circuit across the 10,000-ohm key-down gain control. The receiver will then be operating with normal gain, determined by its internal r.f. gain control.

The second half of the 6BL7 has the same positive-going signal coupled to its grid, Pin 4, and will conduct heavily. As it is nothing but a glorified cathode resistor for the 6AJ4 tube, it will allow the 6AJ4 to conduct at the same time. The 6AJ4 is connected as a grounded-grid amplifier between the transmission line and the receiver r.f. input, so under these conditions it will pass any signals on the line through to the receiver.

When the key is closed, the 6BL7 grid-block keyer will gradually turn on. Before the keyed amplifier stage gets appreciably turned on, however, the oscillator and the receiver will be controlled. The closing of the key will cause the voltage at Pin 2 of the 12BH7 to fall to zero extremely rapidly. This will allow the section to conduct, and its plate potential will fall quite rapidly as the capacitor C_D is discharged through the low plate resistance. This fall in potential is coupled through the cathode follower section to the grids of the 12AX7, cutting off both sections. As the current through the plate load resistors of the 12AX7 falls to zero, the voltage at the plate terminals will also fall to zero. Thus the bias that was fed to the oscillator grid from Pin 1 of the 12AX7 will be removed, and the oscillator will turn on.

Cutting off the 12AX7 also removes the negative bias from Pin 1 of the 6BL7, and allows that section to conduct. This will cause its plate potential to drop, which will in turn be coupled into the second section of the 6BL7 and into the 6AS7, cutting them off. Cutting off the second section of the 6BL7 will cause the current through the 6AJ4 to fall to zero, killing its amplifier action and therefore decoupling the receiver antenna input from the transmission line (except

through the very small cathode-to-plate capacitance of the 6AJ4). Cutting off the 6AS7 will remove the short from across the key-down gain control, which will reduce the gain of the receiver to an amount dependent on the setting of the control.

Thus the oscillator will be turned on, the receiver antenna input disconnected, and the receiver gain decreased before there is any substantial transmitter output.

When the key is opened, almost the inverse action takes place. The important difference is that the receiver and oscillator switching does not take place until after the grid-block stage has substantially turned off.

When the key was closed, C_D was discharged very rapidly by the plate resistance of the 12BH7. But when the key opens, there will be a very rapid negative jump in voltage at the 12BH7 grid which will immediately cut it off. (This jump in voltage is always some fraction of the total blocking bias used, and can be observed across the key of any grid-block keyer. Note, however, that it does not appear at the grids of the keyer tubes. The waveform there is the familiar smooth exponential.) Cutting off this first section of the 12BH7 will cause the plate to rise toward $+300$, but now the rate of change of the plate potential will be much slower than it was when the key was closed, as the necessary current to charge C_D must be supplied through the 5.6-megohm plate load resistor. Thus by controlling the magnitude of C_D , we can get any desired time delay between when the key opens and when the receiver and oscillator go back to their key-up conditions, without disturbing the necessary rapid action when the key is closed.

An essential element of this delay action is the use of a high- μ tube such as the 12AX7 for the second envelope in the control unit. This is necessary so that a sharp action can be obtained when the 12BH7 plate potential reaches some particular point. Otherwise, the slow rate of change of the 12BH7 plate potential would cause a relatively slow action of the system when it changed from the key-down to the key-up condition. It can be seen that a quick action will be obtained when it is considered that the 12AX7 grids receive a total swing from the 12BH7 of about 115 volts, and it only takes about 1.5 volts to drive the 12AX7 from cut-off to full conduction.

Circuit Modifications

It would be quite unusual to find that the circuit shown in Fig. 1 would be directly usable in some particular installation. So let's consider likely modifications of the sections other than the control unit.

First, there is shown an "Oscillator Set" switch. This is useful for setting the oscillator frequency without turning the entire transmitter on. However, as the frequency of the oscillator is determined to some degree by the value of its grid leak resistor, it is necessary that the total grid leak resistance remain the same for both

positions of the oscillator set switch. It is therefore necessary to use two closely matched resistors for the plate load of the first section of the 12AX7 and for the substitute resistor switched in for setting the oscillator. Their absolute value is not important, but they should be matched. If this feature is not desired, just about any 18,000- or 22,000-ohm carbon resistor would do for the 12AX7 plate load.

In the circuit shown, the oscillator grid leak is split into two approximately equal parts. This is more or less arbitrary, and if it is found that the 15 volts or so bias developed at Pin 1 of the 12AX7 is not adequate to cut off the oscillator completely, which might occur for high screen or plate potentials, the ratio can be changed to put more of the resistance in the plate circuit of the 12AX7. It's hard to say how far this can be safely carried, but a reasonable guess might be to keep at least 10,000 ohms directly in series with the oscillator grid circuit.

The grid-block keyer shown has an extra voltage divider circuit not normally found in such circuits, with a 0.5-megohm potentiometer labeled "Keyer Bias." If this were not used, and the full -300 volts keying bias were applied directly to the 6BL7 keyer tube(s) grids, undesirable effects could occur when controlling amplifier stages with low plate supply voltages. This is because the amplifier plate supply voltage determines how much blocking bias is needed at the keyer tube to turn the stage off, the bias required increasing as the plate supply increases. If too much bias is used, a part of the exponential change at the keyer tube(s) grids is lost. This results in a sharpening of the keying characteristic. The "Keyer Bias" adjustment eliminates this effect. It is set by removing the 12AX7 from its socket, which will turn the oscillator on, and adjusting the pot until the transmitter output just falls to zero. This may be a rather broad adjustment, with no clear-cut point at which the output goes to zero. In that case, it won't matter too much anyhow. (If the keyed stage is also the final stage of the transmitter, it may be better to adjust the potentiometer to just kill the noise heard in the receiver from the final-stage plate current which, though small, has large noise-generating potentialities.) The circuit as shown should be adequate for amplifier supply voltages up to about 350 volts.

No comment will be made here about the process of adjusting the grid-block keyer, as the topic has been pretty well covered in the past. The *Handbook* contains an excellent discussion. The rest of the control circuitry may be disabled when adjusting the keyer by removing the 12AX7 from its socket.

The final modification to be mentioned has to do with controlling the receiver gain. In certain receivers, for instance the Collins 75A-2, the r.f. gain control varies a negative bias applied to the grids of the r.f. and i.f. stages of the receiver. This is in contrast to the method shown in Fig. 1, where the r.f. gain control is in the cathode circuits and effectively controls a positive voltage.

For the case where a negative voltage is controlled, the 6AS7 should have its plate terminals connected to ground and the cathodes connected to the receiver's gain control.

Control-Unit Adjustment

The only adjustment in the control unit proper is C_D . To find the proper value, start with something like 0.05 μ f. and gradually decrease its size until it is noticed that the break keying characteristic is being clipped by the oscillator turning off too soon. (Obviously, the grid-block keyer must be adjusted first.) Pick a value of C_D just a little larger than the value which starts to cause clipping, and the adjustment is completed.

Practical Pointers

It should be kept in mind that parts of this system have to operate rather rapidly, so the stray capacitances should be kept as small as possible. This primarily means that you shouldn't put half of the circuitry in the basement and the other half in the attic. The most critical points are the 12AX7, 6BL7, and 6AS7 grid leads. The components that go to these terminals should be mounted in the immediate vicinity, so that short leads may be used.

If an r.f. click filter is used at the key, any capacitors that are connected across the key should be kept much smaller than C_S , the shaping capacitor in the keyer. The ratio should be at least 10:1.

The physical construction of the 6AJ4 stage should be such that the plate circuit, which feeds the receiver input, is completely shielded, so that the only coupling is through the 6AJ4 itself. A metal shield should enclose the 6AJ4 plate terminal and the receiver connection, which should preferably be coaxial. The shield can cross the 6AJ4 socket directly across the grounded grid terminals. The lead from the 6AJ4 plate resistor should be by-passed where it leaves the shielded enclosure.

The coaxial transmission line between the antenna coupler and the transmitter should pass directly through the control unit, as shown in Fig. 1, rather than reach the unit through a "T" connection. The "T" connection may cause resonance effects, giving a key-down voltage at the control unit of more than the 200 volts r.m.s. that is the maximum allowable for proper operation. This 200 volts, by the way, corresponds to 800 watts in a matched 50-ohm line, and 570 watts in a 70-ohm line.

It may be possible in some cases to replace the 6AS7 by a cheaper 6BL7. To find out, just replace the 6AS7 with a 6BL7, and check to see if the receiver maximum gain is decreased too much.

It is necessary to feed the 6AJ4 filament in the manner shown in Fig. 1 to keep within the heater-cathode rating. With the National R-300S chokes used, about 15 volts of heater supply voltage was needed because of the drops in the resistance of the chokes. The particular trans-

Continued on page 108

R.F. Amplifiers for 420 Mc. Using the 6AN4

Improved U.H.F. Reception with Standard Components and a Low-Cost Tube

BY B. D. LEE,* WSAYU, AND R. J. LOOFBOURROW,* W5HPC

THE 420-Mc. grounded-grid amplifier described herein was adapted from a design for u.h.f. TV service originally described in a Sylvania Engineering Information Service Bulletin.¹ The simplification resulting from narrowing the tuning range of the original model makes possible an amplifier that can be duplicated readily by the average ham.

Several versions have been built. The first, by W5AYU, used the developmental tube Type SR1553D, later introduced on the market as the 6AN4. It was built under a chassis and incorporated in a crystal-controlled crystal-mixer converter.

Later, a similar under-chassis design using two stages was used in conjunction with a converted surplus BC-645 radar-type receiver. A drawback in these first models was inaccessibility of the first stage, it having been sealed up by soldering in the process of adding a second stage. The models shown in the photographs represent an attempt by W5HPC to make a somewhat simpler unit that could be worked on more readily.

The amplifier described requires only the simplest tools for construction, and it uses standard commercial parts. With the dimensions given, the frequency range is approximately 400 to 500 Mc., with the 420-Mc. band falling near the mid-

dle of the 180-degree tuning range of the small variable condenser.

Need for R.F. Stages at 420 Mc.

There is a definite need for one or more r.f. amplifier stages to improve the noise figure of 420-Mc. mixer stages. The noise figure of any mixer at this frequency is bound to be rather high. There is little choice between the best triodes and silicon crystal diodes as 420-Mc. mixers, though the experience of the writers indicates that better noise figures are obtained more readily with silicon diodes. Pentodes have extremely high noise figures and should be avoided entirely in u.h.f. mixer service. It should be remembered that any u.h.f. mixer needs a low-noise i.f. amplifier to back it up. One r.f. stage can improve the over-all noise figure of the system by as much as 10 db., but two or more stages may be needed with ineffective mixers. It should be noted that the first stage of any receiver will control the over-all noise figure only if it has enough gain to overcome the noise figure of the following stages. If the gain of the first stage is lower than the noise figure of the second stage, the latter will contribute appreciably to the over-all noise figure.

A noise figure of 6 to 7 db. is obtainable readily using one r.f. stage like the one described, in conjunction with a crystal mixer and a following low-noise i.f. amplifier. Two such stages will be required ahead of most triode mixers, and the same two stages may result in an overall noise figure of 10 to 12 db. when used with very poor receivers like the APS-13 and BC-645. The effect

*% The Texas Company, Producing Dept., Research Division, Bellaire, Texas.

¹ Boden, "A Practical R.F. Amplifier Tube for the U.H.F. Television Channels," Sylvania Engineering Information Service, Vol. 1, No. 3, January, 1952.

◆
Two-stage 6AN4 r.f. amplifier for 420 Mc. The stages are identical except for the position of the coaxial input connector.
◆


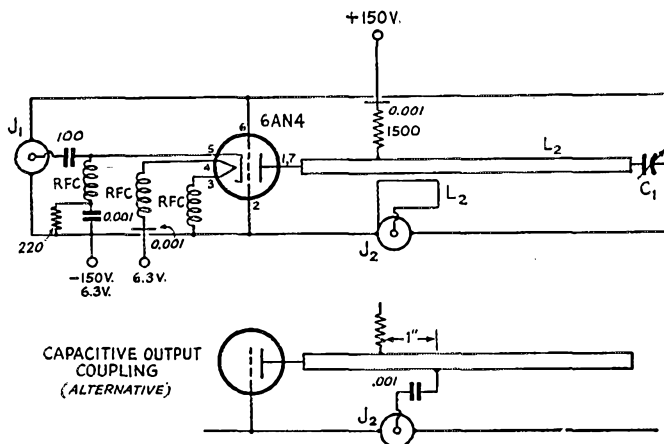


Fig. 2 — Schematic diagram of the 420-Mc. r.f. amplifier. Two methods of output coupling are shown.

- C₁ — 1.5–5 μ mf. variable (Johnson 5M11).
- J₁, J₂ — Coaxial fitting.
- L₁ — Plate line; see Fig. 1.
- L₂ — Coupling loop; see Fig. 1.
- RFC — 24 t. No. 20 enam., $\frac{3}{16}$ inch diam., close wound.



the ends of the chassis for rigidity. Mount all parts in their respective holes. A ground lug can be placed under the filament feed-through condenser for the ground on the input side. A single tie-point will be needed for the cathode bias resistor and its by-pass condenser. Wire all of the input circuit including the filaments before placing the shield plate in place across the tube socket. The copper shield plate should then be located and fitted to the particular tube socket used. The shield plate should be fastened in place with screws in alignment with grid pins Nos. 2 and 6. These pins then must both be securely soldered to the shield plate. If one is loose, the amplifier may oscillate violently.

The low-inductance tabs for supporting the plate line should be tinned carefully and bent into shape. One should be soldered to Pins 1 and 7 on the tube socket and the other soldered to the frame of the stator of the miniature tuning condenser. Avoid excessive heat on the condenser as its stator plates may loosen and shift. The plate isolating resistor can then be soldered to the plate feed-through condenser, keeping the leads short. The output coupling loop or condenser can be installed on the output socket. No particular-size hole has been specified here since several types of sockets can be used. The plate line can be installed last by positioning it on the copper supporting tabs so that it is centrally located in the plate trough and then soldering in place. The plate isolating resistor should be perpendicular to the plate line and is soldered in


with short leads at a point $1\frac{5}{8}$ inches from the plate end of the line. It is desirable to have a bottom plate on each stage for stability. This can be a separate plate for each stage, or a large plate or chassis with several r.f. stages securely mounted on it.

It should be emphasized that the dimensions, line diameter, line length and tap positions given are for the 6AN4 tube only. They may not be the same for the 6AJ4, 6AM4, 6J4, or other tubes. At 430 Mc., the input resistance of a grounded grid 6AN4 is sufficiently low to be fed directly at the cathode with a 52-ohm line with less than a 2-to-1 mismatch.

Either inductive loop output coupling or tapped-down capacitive coupling can be used on the plate line. Both have been used and found equally satisfactory. Proper loading is required in each case for stable operation. The capacitive coupling has an advantage that some loading adjustment can be made by moving the tap along the line. It is important that the output of the last r.f. stage, regardless of the number used, feeds to an impedance which is a nearly pure resistance of from 50 to 100 ohms. Excessive reactance in the plate load will result in oscillation troubles. A study has been made of condi-

(Continued on page 110)

Bottom view of the 6AN4 amplifiers. The output coupling loop was removed from the upper unit and may be seen at the left.



Single-Sideband Economy

JUDGING by the correspondence it has generated, the article comparing amplitude modulation and single sideband¹ covered a matter of considerable current interest to 'phone operators. Some of the single-sideband enthusiasts have been quick to point out that there are other aspects that ought to be included when the situation is viewed as a whole. This is true, of course — in fact, the article ended up by saying just that. Although some of these aspects do not lend themselves quite as readily to expression in terms of either watts or dollars, they are nevertheless just as worth consideration as the power comparisons discussed in January *QST*.

There are several bases on which a.m. and s.s.b. power can be compared; the one used in January *QST* was selected because we believe it represents the closest approach to the way most amateurs think of transmitter power. Another equally important comparison can be based on the size, weight, and cost of equipment, and the power consumption. These factors may be of very great importance to some amateurs and of no importance whatsoever to others. In this area you have to decide for yourself, but in order to do so it is necessary to know the considerations that enter into their determination.

Because of existing ratings on particular tubes and components, there are no rules that can be applied at all power levels. In fact, because of this situation amateur transmitters, of whatever type, are usually designed with the thought of getting the most out of particular components rather than to give a specific power output. Consequently a comparison based on power output tends to be somewhat artificial, but it happens to be about the only basis that is sufficiently general to serve as a starting point.

Some items of equipment will be essentially the same in both a.m. and s.s.b. transmitters. The voltage-amplifier stages in speech amplifiers, for example, will be practically identical. A crystal



oscillator or a VFO will be essentially the same in both cases (although they may not work on just the same frequencies). In multiband transmitters following current practice, it is probable that in both types of rig the final output frequency will be reached by using small tubes in the receiving classification, or at least tubes of comparable cost. In the a.m. multiband set the output frequency almost certainly will be

¹ Grammer, "The A.M. Equivalent of Single Sideband," *QST*, January, 1954.

obtained by a certain amount of frequency multiplication, and in the s.s.b. multiband transmitter it is almost equally certain that a conversion system will be used. So far as tube, circuit, and power supply cost go these will be about the same in both cases. The principal difference in these "low-level" parts of either type of transmitter will be the fact that the s.s.b. rig will have, in addition, the means for generating the single-sideband signal, representing a cost that will not be required in the a.m. transmitter.

This additional equipment includes a balanced modulator and, depending on which s.s.b. system is selected, either an audio phasing network or a sideband filter. Either system will require a couple of extra tubes, but the added power consumption is so small that it can easily be handled by the supply that takes care of the speech and other low-level r.f. circuits. Phasing networks are rather inexpensive, and so are the surplus crystals used in sideband filters. It seems fair to say, therefore, that while the s.s.b. exciter for multiband operation will cost more than one for a.m., the difference is not too impressive — as a guess, possibly somewhere between fifteen and twenty-five dollars.

This assumes that the exciter has a few watts output, and in the case of the a.m. transmitter the output is c.w. only, while the s.s.b. job actually is a complete transmitter. It is not entirely silly to talk about such low power, in view of the s.s.b. work that is continually going on with just such exciters, and if we wanted to stop here we would have to add to the a.m. rig the cost of some sort of low-power modulator. Even so, the a.m. cost probably would still be below that of s.s.b. at this power level, but it would be pretty hard to convince an s.s.b. man that you would not get far more communication for your money by spending the few extra dollars.

A major difference between s.s.b. and a.m. is that in stepping up to higher power levels you can forget about audio in the s.s.b. transmitter. Let us assume that either of the exciters we have been talking about is capable of driving a "100-watt" amplifier, each in its own field. The "100 watts" is defined in the same way as in the January article — that is, 100 watts of carrier output in the a.m. case and 100 watts of peak output in the s.s.b. case. The a.m. situation stacks up something like this:

- 1) An r.f. amplifier using a tube or tubes having a total plate dissipation of about 40 watts. This assumes better than 70 per cent plate efficiency at the unmodulated carrier level and neglects the additional plate heating that occurs when modulation is applied.
- 2) A plate supply capable of delivering 140 watts of d.c. power to the r.f. stage.

3) A modulator having a sine-wave power output of 70 watts, minimum.

4) Filament and plate supply for the modulator, the latter capable of delivering an average of something like 70 watts of d.c. power to the modulator plates. The power capacity required depends to some extent on the type of operation (Class AB, B, etc.) and whether or not speech clipping is employed. With the latter, greater power capacity is required.

5) A driver stage for the modulator. This might take enough plate power to require a separate supply, or necessitate a larger combination supply for the r.f. exciter and the speech amplifier than was assumed earlier.

Approaching the s.s.b. case on a rather conservative basis, we have:

1) The same r.f. amplifier tubes and circuit components as for a.m. The plate efficiency at peak output probably will be somewhat lower than the carrier efficiency of the a.m. rig, when the linear amplifier is adjusted for good performance, but the plate dissipation can easily be kept within the tube rating because of the intermittent nature of speech.

2) A plate supply capable of delivering approximately 100 watts of d.c. power.

These figures are only estimates, of course, but they should be close enough to the truth to be useful. In general, they have been weighted in favor of the a.m. side. The a.m. modulator plate supply and the s.s.b. linear plate supply are assumed to be required to furnish only an amount of power equal to the actual output delivered by the respective amplifiers; in view of experience this seems about as reasonable an estimate as any, although in both cases it is subject to modification by actual choice of operating conditions. In the a.m. transmitter, the r.f. and modulator supplies might be combined; here is one of those cases where practically everything depends on what components are available. Usually, however, it turns out to be better to use separate supplies. In any event it is necessary to provide approximately twice the total plate-supply power capacity for a.m. as for s.s.b., and while the relationship between d.c. watts and dollars is not actually direct, it does tend in that direction.

In operation, the 140 watts for final stage of the modulated a.m. rig is consumed all the time the transmitter is on the air. The average power consumption of the modulator with speech might be around 35 watts. The average power consumption of the s.s.b. linear might be 50 watts or so during transmitting periods, so the total plate power consumption might be estimated to be about as follows:

	A.M.	S.S.B.
Exciter.....	40	40 watts
R.F. Amp.....	140	50
Modulator.....	35	
Driver.....	20	
Total.....	235	90

Filament power consumption should be added, and will be higher in the a.m. case by the addi-

tional audio and rectifier tubes required in the particular set-up. Even in this fairly low-power case of a 100-watt transmitter the power consumption of the a.m. rig is at least twice as great as for s.s.b., and the ratio is more nearly in the neighborhood of four to one at higher powers where exciter and filament power is a smaller proportion of the whole.

The saving in space, weight, and cost in favor of single sideband should be obvious. The somewhat higher cost of s.s.b. at very low power levels



is quickly overcome as higher power is considered, and by the time the 100-watt level is reached the advantage is all with s.s.b. It is even more convincing at still higher powers.

What you pay the power company for the power your ham rig consumes may not be especially important to you, although it is not inappreciable. However, saving power may mean a lot in other ways — less line drop, and perhaps eliminating the necessity for special a.c. lines to the shack. Also, in portable and mobile work the saving in space, weight and power consumption can be very attractive.

For the same "talk power," single sideband is less expensive than a.m. — a lot less expensive, if you are thinking in terms of anything but a couple of watts. And, although we can't put a dollar value on it, what it saves in QRM in crowded bands is undoubtedly the most important economy of all.

— G. G.

• Technical Correspondence —

HIGH-IMPEDANCE FOLDED DIPOLES

Scarsdale Manor
South Scarsdale, N. Y.

Technical Editor, *QST*:

Professor John Kraus in his book, "Antennas," on page 418 shows that there is a substantial advantage in using the series-type folded dipole (illustrated on page 101 in my edition of the ARRL *Antenna Book*) rather than using the parallel-type folded dipole if a high input impedance is required. In particular, he gives the impedance of the 3-wire series type as approximately 900 ohms as compared to the more usual figure of 630 ohms for the 3-wire parallel type. This is important when one desires to use an 8JK beam, for example, without using a matching section.

— Francis Enge, W2HSZ

[Beams have been described from time to time using 2-wire folded-dipole elements, but W2HSZ is pointing out a factor that well may have been overlooked. By using 3-wire series-folded dipoles, it might be possible to maintain the input impedance of an 8JK, or "flat-top beam," antenna high enough to simplify considerably the feeding and matching problem. — Ed.]

(Continued on page 114)

Happenings of the Month

LICENSE FEES PROPOSED

In late January FCC released a notice of proposed rule-making to establish a schedule of fees to be charged for various licensing and inspection activities. This action, as discussed in last month's editorial, results from the policy of the administration in Washington to recover, insofar as practicable, the costs of licensing (and similar) activities provided by the Government for private parties.

The proposed fees range from \$3 (for amateurs, RACES, Disaster Service, and commercial operators) to \$325 (for broadcast stations), although there are charges as high as \$1500 for complex services such as type-approval of brand-name equipment.

Excerpts from the rule-making notice appear at the end of this item, excluding routine portions and those relating to other services. It will be noted that the comment deadline is April 1st. The Executive Committee of the League is scheduled to meet in March to formulate an official ARRL viewpoint, and meantime is in the process of assimilating background information.

In setting up its proposed system the Commission has calculated separate fees for each of its main bureaus concerned with licensing activities. The amateur division falls under the Safety & Special Radio Services Bureau, which includes also such services as marine, disaster, police, RACES, fire, and aviation. It is proposed that a fee of \$10 be levied for each application in the jurisdiction of this bureau, *except* for amateurs, disaster, RACES, and commercial operators, where the proposed fee is \$3. In the amateur case the fee is required with any application whether it be for station license, operator license, renewal, modification, or any combination thereof. In other words, a normal application for a new ticket, station and operator privileges, would require only a single fee. Applications for a higher grade of license, or a change of address, considered "modifications" by FCC, would require a single fee; if in such a case the license was due for renewal and the renewal application could be combined, again only the single fee would be required. Each *separate* application would require the fee.

Fees would not be acceptable by traveling FCC engineers, as payment would be made only at a district office or Washington itself. Amateurs applying to Washington for renewal or a change-of-address modification would send check or money order (or cash, at their own risk) with the application. Amateurs appearing at a district office to take examination for a higher grade of license, or persons newly applying for licenses,

would pay the fee at the office; assumedly, an application for both Novice and Technician privileges would require only a single fee. Applicants intending to appear at cities visited by traveling engineers would have to send in applications, with the fee, beforehand. Those wishing to take an examination by mail would have to send their fees along with applications to the district office before receiving examination papers. No refunds of fees would be made.

Pertinent portions of the notice follow:

Before the
FEDERAL COMMUNICATIONS COMMISSION
Washington 25, D. C.

In the Matter of

Establishment of fees for the
Commission's licensing and
similar activities } DOCKET NO. 10869

NOTICE OF PROPOSED RULE MAKING

1. Notice is hereby given of rule making in the above entitled matter.

2. Pursuant to the provisions of the Independent Offices Appropriation Act of 1952 (5U.S.C., Sec. 140), set out in Appendix A hereto, Congress has stated that work performed by Government agencies in connection with the issuance of franchises, licenses, permits, certificates, registrations and the like for any person, except those engaged in the transaction of official business of the Government should to the full extent possible, be self-sustaining. In order to bring about the accomplishment of this objective, Section 140 of Title 5 authorizes the head of each agency to prescribe by regulation such fees and charges as he shall determine to be fair and equitable "taking into consideration direct and indirect costs to the Government, value to the recipient, public policy or interest served, and other pertinent facts." . . .

4. The attached proposed schedule of fees for the various Commission licensing activities has been drafted in compliance with the provisions of the Budget Bureau Circular. In order that interested parties may be advised as to the basis upon which the proposed schedule of fees has been prepared, the following information is provided:

(a) The Commission has determined that all of its activities including the issuance, renewal, modification, transfer, or termination of any license or certificate must be characterized as licensing activities for which appropriate fees shall be charged with the exception of the enforcement activities of the Field Engineering and Monitoring Bureau and, to a limited extent, in the Broadcast and Safety & Special Radio Services Bureaus as well, and with the exception of the non-certification common carrier regulatory activities performed by the Common Carrier Bureau. And, in accordance with the policy of both the Congress and the over-all government program, the Commission's licensing activities for which reimbursement charges are to be levied include both the direct and indirect costs of such activities. It has been determined that during the Fiscal Year 1953 approximately 45% of the Commission's entire expenditures were in fact directly or indirectly related to licensing activities. This percentage of the Commission's budget has been utilized as the full cost recovery base from which the fees set forth in the attached schedule have been derived.

(b) In determining the proper groups or categories of licensing fees the Commission has made use of the primary functional divisions into which the Commission has been organized and has calculated separate fees for the licensing activities of each of the 4 functional bureaus as well as for the special licensing activities in the Office of the Chief

Engineer. By such a segregation it has been possible to avoid any subsidization of one type of licensing activity by another. At the same time, where personnel of one of the Commission's bureaus have performed services which are related to the licensing functions for which another bureau bears primary responsibility, the expenditures for such activities have, for purposes of the attached schedule, been allocated to the licensing functions of the latter bureau. Thus, the antenna survey and initial inspection activities of the Field Engineering and Monitoring Bureau, which are directly related to the licensing of broadcast stations, have been included in calculating the expenses of processing broadcast applications. Similarly, the expenses of such separate offices of the Commission, as the Office of Opinions and Review and Office of Hearing Examiners, have been allocated among the various functional bureaus at a ratio approximating our budget estimates as to the relative amount of time spent by such offices on the several types of licensing activities.

(c) Within each bureau the Commission has endeavored to avoid any undue multiplicity of separate charges. It has done this both upon the belief that such general grouping of related and similar licensing activities will aid both the Commission and the affected parties in complying with the new provisions with a minimum amount of additional time and effort and because of our recognition that no accurate allocation of exact costs between the various sub-categories of the Commission's licensing activities is possible. Accordingly, and in conformity with the provisions of the Budget Bureau's Circular, fees for different services within each particular bureau have been limited to a few broad comparable classes of actions.

(d) In the attached schedule no direct fees are proposed with respect to the institution of rule making proceedings; the cost of such proceedings has been considered as a portion of the normal costs of license processing in the areas covered by such rules. Moreover, no fees are proposed to be charged with respect to revocations or modifications of station licenses or suspension of operators' licenses initiated by the Commission. Finally, it is proposed to exempt from the category of applications for which a fee will be charged for processing, applications having as their sole objective the modification of existing licenses to conform with the requirements of the EARC program. This latter exception was made because the Commission believes it would manifestly not be in the public interest to penalize persons who voluntarily cooperate with the Commission in carrying out the EARC program, or similar programs, when no fees would be assessed against those persons who refuse such voluntary cooperation and are required to modify their licenses on the basis of action initiated by the Commission itself.

(e) With the exceptions indicated in the paragraph above it is proposed to charge a fee in connection with all licensing activities of the Commission. In all cases the fees have been calculated upon the basis of recovering approximately the full costs involved in carrying out the particular licensing activity in question. . . .

6. Proposed Schedule of Fees for Safety and Special Radio Services — It is proposed that a fee of ten dollars (\$10) be charged for the processing of all types of applications in these services including original applications, renewals, modifications, etc., with the exception of applications in the Amateur, Disaster, and RACES services, for which a charge of three dollars (\$3) will be assessed. The three dollar charge with respect to the amateur service is for each application filed whether for station license, operator license, change of address, renewal, etc., or any combination thereof. The lesser fee for the processing of applications in the Amateur, Disaster, and RACES services is because the Commission believes that it would be contrary to the public interest, to require applicants therefor to pay the full amount that would be required if applications in such services were grouped for purposes of this notice, with the other services coming within the jurisdiction of the Safety and Special Radio Services Bureau. . . .

12. It is contemplated that this schedule be reviewed biennially, and adjustments made where necessary to conform the fees charged to actual experience in the light of new or changed circumstances.

13. Each application for which a fee is prescribed must be accompanied by a remittance in the full amount of the fee. In no case will an application be accepted for filing or processed prior to payment of the full amount specified.

Applications for which no remittance is received, or for which an insufficient amount is received, may be returned to the applicant.

14. Provision will be made for a Cashier's Office to be located in the Commission's Offices in Washington, D. C. for the purpose of accepting application fees presented in person or submitted through the mail. Applications received in Washington will be processed through the cashier's office and stamped with the amount received prior to being forwarded to the appropriate bureau or staff office for further handling. Such payments may be made in United States legal tender, Domestic or International Postal Money Orders, or checks payable to the Federal Communications Commission. All fees collected will be paid into the United States Treasury as miscellaneous receipts in accordance with the provisions of Section 140 of Title 5 of the U. S. Code.

15. For the convenience of applicants presenting applications at field offices in person or by mail, arrangements will also be made for the acceptance of money orders and checks at such field offices, and in payment for such types of applications, as provided for in the Commission's Rules.

16. Receipts will not be issued for payments sent through the mails. The money order procedure provides a receipt and cancelled checks constitute a receipt for payments made in this manner. Receipts will be furnished upon request only in the case of payments made in person. The sending of cash through the mails is done entirely at the risk of the sender.

17. No refunds of fees will be made except in the case of payments in excess of the fee prescribed in the Commission's Rules.

18. No radio operator examinations will be given prior to filing of an application and payment of the proper fee at an appropriate Commission office. Such applications and fees will only be accepted at District and Sub-District offices. They will not be accepted at quarterly, semi-annual or annual examination points in cities other than those in which District and Sub-District offices are located. . . .

20. Any interested party who is of the opinion that the proposed amendments should not be adopted in the form set forth herein and any person desiring to support this proposal may file with the Commission on or before April 1, 1954, a written statement or brief setting forth his comments; replies to such comments may be filed within 10 days from the last date for filing original comments. The Commission will consider all comments and briefs presented before taking final action in this matter.

21. In accordance with the provisions of Section 1.764 of the Commission's rules, an original and 14 copies of all statements, briefs, or comments filed shall be furnished the Commission.

FEDERAL COMMUNICATIONS COMMISSION
Wm. P. Massing
Acting Secretary

Released: January 28, 1954

Silent Keys

IT is with deep regret that we record the passing of these amateurs:

ex-GS, Maj. Edwin H. Armstrong, New York, N. Y.
W1CGX, Raymond L. Adams, Brattleboro, Vt.
W1DLH, Joseph R. Gould, West Mystic, Conn.
W1RV, Russell B. Sturgis, Barnstable, Mass.
W1UEW, Gerard J. Labarge, sr., Allston, Mass.
W2CUI, Henry C. Holman, New Brunswick, N. J.
ex-2FS, Howard L. Stanley, Caldwell, N. J.
W3FT, Meyer Grossman, Baltimore, Md.
W3KQB, Harold L. Loomis, Erie, Penna.
W5AXF, Wayne E. Sansbury, Norman, Okla.
W5FTZ, Clayton R. Leslie, Terrell, Texas
W7LCW, George W. Knox, Libby, Mont.
WN8OLS, Charles W. Wilfong, Jane Lew, W. Va.
W0DIC, Dr. Albert S. Eisenstein, Columbia, Mo.
W0NJQ, Rae F. Streeter, Brookings, S. Dak.
V02K, Edgar H. Hopkins, Carbonear, Nfld.



Correspondence From Members -

The publishers of *QST* assume no responsibility for statements made herein by correspondents.

S.S.B.

816 Kathyne Ave.
San Mateo, Calif.

Editor, *QST*:

Have just finished Grammer's article in January *QST* on s.s.b. vs. a.m. Now at least you have provided a ready answer to the radical fringe of a.m. die-hard's that ARRL is "trying to jam s.s.b. down our throats."

However, please let us emphasize that, 9 db. or not 9 db., that is NOT the question. The ear does not respond to "peak" power, but rather to a loud or soft signal, and even though Grammer mentions this at the end of the article, I doubt that the point was sufficiently stressed: Namely, that s.s.b. *yets through better* than a.m., even when the darn rig isn't putting out that last watt of "peak" power.

— Red Blanchard, W6QYR/UYG

406 S. Maple St.
Graham, N. C.

Editor, *QST*:

After listening to the comments on the low end of the 75-meter 'phone band it is apparent that much ill feeling exists among the operators of a.m. stations relative to s.s.b. activity. Since I probably started the movement of s.s.b. operation to the low end of that band I feel qualified to discuss the pros and cons.

First, let's face the fact that the a.m. boys have sizable investments in their equipment and have a legitimate right to object to the argument that they should change to s.s.b. Also, let us recognize the fact that there are good and bad operating techniques for any mode of transmission, be it a.m., f.m., s.s.b. or c.w. An operator who believes a "lid" is anyone who employs a system other than the one he uses automatically establishes himself as the biggest lid of all. Malicious interference caused by some a.m. operators shifting their carriers rapidly back and forth across s.s.b. stations is not only illegal but rather useless since it rarely causes serious interference. Further, if any s.s.b. operators deliberately cause interference to a.m. stations they place themselves in the same "nitwit" category. A plague on both their houses.

We come then, to the big question — what's to be done? First, let it be known that this problem does not vitally concern me. My prime interest on all bands is DX and 80 per cent of my operations are with stations outside the American 'phone bands. Also, since I operate a.m., s.s.b. and c.w. I believe I can be reasonably objective.

The only intelligent comment on the matter I've heard came from W1BCR. He objected, and rightly so, to being told that he'd better change to s.s.b. (I hope he doesn't since he already covers me in Europe on 75.) He suggested setting aside certain frequencies for s.s.b. operation. That may be a possible solution provided a.m. operation was forbidden on those frequencies. In any case, BCR had some ideas on the matter. Certainly some such move would help — it certainly would help lower the blood pressure of one W2 whose nightly antics cause me concern for both his mental and physical well-being. Some night I'm certain he'll keel over with apoplexy. I must confess, however, that my grief will be shallow and my period of bereavement of short duration, possibly as short as two hours. I'll miss him though — his vindictiveness is monumental.

To be candid I don't know that I have a solution, but I'm sure there must be one. I'm also certain that no amicable arrangements are possible in the heat of anger. I do, however, have five suggestions: First, simmer down. Second, where a.m. stations encounter interference from s.s.b. stations the receiver should be used intelligently — turn the a.v.c. off, and lower the r.f. gain setting. The bucks you hear, in 99 per cent of the cases, is simply a case of

receiver overloading. Three, stop the foolish operating practices which serve no useful purpose and are a mark of ignorance. Fourth, give the whole matter some serious and intelligent thought. Get in QSO with the lads who use a transmission method other than your own. Voice your opinions but avoid bitterness. I personally have never failed to QSY when told, or otherwise was aware, that I was interfering with a QSO already in progress. Lastly, consider whether or not we are in a period of slow transition from a.m. to s.s.b. It happened before when c.w. replaced spark. On the other hand possibly s.s.b. will be abandoned by the hams but this is rather doubtful.

Looks as though we'll just have to behave like gentlemen for a while until the trend is established.

— Bob Moren, W4INL

STOLEN GEAR LOCATED

3108 Wenz Ave.
Waco, Texas

Editor, *QST*:

This is to notify you that the transmitter and receiver that were stolen from this club have been located through the article in January *QST*. We want to thank you for putting the article in the magazine and helping us locate the equipment.

A ham stationed at an Air Force base in Texas confessed to breaking into the civil defense building and stealing the transmitter and receiver, then later selling it to W5CVQ, to whom he told a hard-luck story about his XYL having polio and he needed the money to put her in the hospital. But he let it slip that his car was bought from a Waco used car lot and W5CVQ remembered the name of the car lot, where we got a lead on him. He had given W5CVQ a fictitious name. After W5CVQ read the article in *QST* he knew that he had our stolen equipment and called me by telephone to get the serial numbers which I had got just a few days ago. They were the same numbers.

I think every club should be warned to record the serial numbers of their equipment so that they would be available if needed.

— C. J. McCauley, W5TYA

NOVICES TAKE HEED!

444 W. Valencia Ave.
Burbank, Calif.

Editor, *QST*:

I would like to offer the Novices some advice which I think that after 46 years of operating I am qualified to do.

I feel a responsibility to Novices and get a great deal of pleasure from making contacts with them and I am often their first W6. They all want QSL cards which I am always glad to send along. Many of them, say from the Middle West, whose 75-watt sigs are naturally very weak, will start out by giving the weather, their rig, how old they are, etc. By the time this is completed, and if the Novice is new on the air, he makes a lot of mistakes and goes very slow. He generally begins to fade out. He's gone with the wind. His call is not yet in the *Call Book*. All I can do is sit there wondering what the street address and town is of Johnny Novice "somewhere" in the Middle West. Naturally he doesn't get the QSL card, and I'm his first coveted W6.

Here's what Johnny should do on his first comeback: "W6IAH de WN0 — ur sigs RST 569 hr in Kansas City. QTH 333 N Ham Street." Now if Johnny starts to fade out (QSB) I already have all the dope and it doesn't matter. He gets his first W6 QSL card and feels happy about it.

— Stanley E. Hyde, W6IAH

WAT SA?

1810 Spear Street
Logansport, Indiana

Editor, QST:

When a stranger learns I operate an amateur station, the first question he asks is, "How far can you talk?" Invariably this is followed by, "What do you talk about?" A thumping lie takes care of the first question, but answering the second has always bothered me. To learn what hams really DO talk about, I made a survey. . . . The following is the list of subjects noted in exactly the order in which they were heard from June 15 to September 15 of 1953: A sixty-foot tower, no time to operate, automobiles, s.s.b., TV service, weather, taking care of yard, a mutual friend, ham receivers, new house, advantages of unlisted telephone, Kinsey's book on the female, long-winded messages, a fight at a dance, fishing, crowded band conditions, building a 'phone patch, TVI, attending a circus, self-supporting tower, hot weather, playing pool, fishing for pike, the German language, low-pass filters, inboard boats, eyesight of a sparrow, fly-swatters, heavy traffic, ex-YL's opinion of hamfests, how to use field-strength meter, circus acts, robbing the baby's bank, recording equipment, southern accents, low-pass filters, gas station business, TV boosters, life in Arabia, line noise, moonshine stills, cashing checks in a strange town, going to dentist, how to cold-shoulder visitors who invite themselves to see your TV, hamfest prizes, county fair, chlorophyll, trip to Florida, life in a trailer, six-year-old's first impression of school.

I was rather surprised to note that only 26% of the QSOs were related to amateur activities. Some other interesting deductions can be drawn from a study of the list.

As for me, I intend to have it mimeographed and hand a copy to anyone who asks me again, "What do hams talk about?"

— John T. Frye, W9EGV

MODEST, IS IT?

111 Fifth St.
Garden City, N. Y.

Editor, QST:

I was much impressed with the logic in the letter of our fellow amateur W6PTQ/4 in November QST and am in thorough agreement with his description of 1 kw. as "modest" and "moderate" power. The error in limiting amateurs to this modest power was made many years ago, and it would be difficult now to change the rules so that those who want "consistent DX talks, day after day" could have the 5 kw. that is entirely necessary.

There is, in fact, altogether too much QRM created by these little 40- and 100-watt fellows trying to break through the heavy artillery, and they might as well learn their place. It is ridiculous for a 1-kw. job to be jammed by a little fellow with better ears, better manners, better technique and it ought not to be allowed.

Compared to my 40 watts at K2BH and 100 watts at W1QGU, 1 kw. doesn't seem so modest! But I am happy with both rigs.

— Keith Henney, K2BH

APPRAISAL

1 Ashland St.
Portsmouth, N. H.

Editor, QST:

Amateur radio should be kept always 100 per cent amateur. It has been the free unbonded spirit of amateur radio which has made it, through all the years, the wonderful source of pleasure and enjoyment and fraternal brotherhood that so many of us have enjoyed and loved for many years now.

It has been this unchanging spirit and devotion which has made it great and unique. Changes in our equipment have been many of course but the spirit of ham radio seeded by T.O.M. himself has been the shining glory that has made this fraternal brotherhood great. T.O.M. put into words, usually in a humorous vein, the thing which we all felt in our hearts the permeating spirit of amateur radio. It has lived on these many years after his passing. If amateur radio is to continue to be the truly great thing that it has been, this spirit must never be allowed to fade. In this respect we should never, "Go modern."

In the past few years, many thousands of new amateurs, or as T.O.M. would say, "young squirts," have joined our ranks. Very few of these people have ever heard of T.O.M. or the glorious traditions of amateur radio. This may seem unbelievable to the old-timer, who has lived it so many years but nevertheless it is a true fact. Proof of this deplorable state of affairs can be had at almost any radio club. Just ask any member who has joined our ranks in the last five or even ten years. Ask them about T.O.M., Final Authority, the Wouff Hong, the Rettyanitch, Old Betsy, the Young Squirts, Rotten Radio and Kitty, and be amazed at the blank expression on their faces.

Yet, it is the stories of these things that has made and preserved amateur radio and made it different from other hobbies, such as stamp collecting, photography, and so many others. It is these things that has put the true spirit into our beloved hobby and made it really live.

Should we allow our hobby to degenerate into merely an electrical and mechanical plaything, however technically perfect it may become, we shall have lost forever the spirit which has made it so dear and close to the hearts of so many of us. The old traditions of amateur radio must be kept alive.

Throughout the years, we have lent the facilities of our hobby to other agencies, such as the Red Cross, police and fire depts., civil defense, etc. This is as it should be; however, we must be extremely careful that these things do not become the controlling factor in our amateur radio affairs. Should these things control us, we will have lost our hobby, as such, forever.

It has been alarming to note that many amateur radio clubs have in the past several years lost their identity as an amateur radio club and have become merely units of other agencies. This is a danger sign which we cannot afford to ignore. We must keep amateur radio purely and simply amateur, assisting other agencies, of course, but our first interest must be ourselves. We must be jealous and selfish in this respect. We must never become a regimented group of radio operators only.

—John W. Singleton, W1CDX



Last fall, Senator Wiley, of Wisconsin, had correspondence with Chairman Hyde, of FCC, expressing concern over the possible use of radio equipment by subversives and the possible desirability of establishing security checks for all classes of radio operators. Amateur operators were included but a statement from the Senator's office made it plain he had a complete understanding and appreciation of the value of our services to our country. However, the original statement was not always accurately reported in the press and some columnists, in particular, had some pretty lurid versions.

Recently, a ham editorial (not in QST) wrote about Senator Wiley's concern in somewhat alarmist fashion, apparently not having completely evaluated the press statements which the Senator did release. As a result, the Senator has been obliged to issue a lengthy statement to make it plain again that he is fully aware of our background, and he includes numerous laudatory statements calculated, we are sure, to make certain he is not again misquoted nor misunderstood as regards amateurs and amateur radio.

For our part, we repeat what we stated to the press at the time, on the subject of security checks for radio operators: We had just such checks immediately prior to World War II (including fingerprinting) and we don't believe any amateur would hesitate to comply again, should such procedures again be required.



Hints and Kinks

For the Experimenter



MORE ABOUT GENERATOR NOISE

WORN and otherwise defective generator bearings have been identified as a source of electrical interference. In a mobile installation here, the receiver was bothered by a raspy type of noise that sounded similar to power-line leakage. It was present on all bands and, at times, seemed to build up and discharge with a sawtooth characteristic. Breaking the field and the armature connections to the generator did not appear to affect the intensity of the noise. However, the replacement of a worn bearing did completely eliminate the interference. A probable explanation is that the generation of static electricity was greatly reduced by the repair.

— Joseph E. Stuckey, W4HCV

MOUNTING AND TAPPING B & W MINIDUCTORS

NEARLY all users of B & W Miniductors mount these small ready-wound coils out in the open without regard to mechanical protection. In cases where the latter is desirable, it is suggested that the inductors be slipped inside of regular coil forms. The Amphenol types 24-4P, -5P and -6P will accommodate the 1-inch diameter coils and several manufacturers make forms that will enclose the 1/2- through 3/4-inch diameter units. In most cases, it is necessary to round off the outside surfaces of the coil support bars (use fine sandpaper) before the Miniductor can be slipped into the form.

Another method of mounting Miniductor is shown in Fig. 1. The protective covering for the coil is a transparent case used originally by a

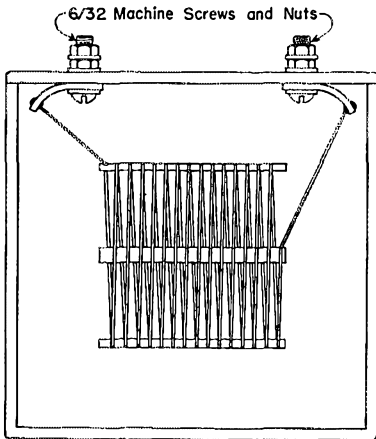


Fig. 1 — B & W Miniductor mounted in a transparent parts container.

manufacturer (Walsco) as a container for hardware and small radio parts. This method of support is especially effective and convenient because it permits chassis or panel mounting, provides good mechanical protection and prevents the accumulation of dust around the turns, support bars, etc.

Taps easily can be soldered to Miniductor by using small wire — No. 36 does very well — and

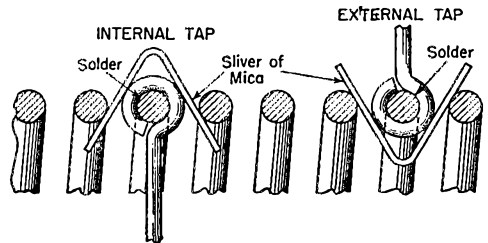


Fig. 2 — CPIBK suggests the use of small wire and a mica sliver when soldering taps to B & W Miniductor.

a sliver of mica. Fig. 2 shows how the mica can be used to protect the winding during the soldering operation and to prevent shorts between the tapped and adjacent turns. — C**P**I**B**K

SUPPRESSION OF AUTO-GAUGE INTERFERENCE

MOBILE fans may be interested in my recent experiments with noise suppression in late model ('49-'52) Ford vehicles owned by the Texas Gas Transmission Corp., of which I am communications foreman.

After reducing ignition and regulator noise to a tolerable level, the remaining interference was quite severe. With the help of a coaxial feed line tied to the antenna terminals of a 50-Mc. receiver, it was determined that most of this noise was coming from the electrical oil-pressure gauge (motor block unit). The electrical temperature and gas gauges were also identified as sources of noise. Interference created by these three instruments was reduced by the installation of 0.01- μ f. disk ceramic capacitors between the gauge terminals and ground. Lead length of the disks should be made as short as possible and soldering at the grounded ends is recommended.


After the work on the company vehicles had been completed, the above noise suppression method was tried out on the writer's personal car which carries a 4-Mc. mobile installation. Results obtained were most gratifying. W4MGT also reports favorably on the oil-gauge by-passing stunt.

— Robert A. Thomason, W4SUD

Strays

Especially a shock to radio amateurs was the sudden passing of Major Edwin H. Armstrong, ex-GS, long famed as a prolific contributor to the radio science. His participation in the epochal 1921 Transatlantic Tests as a member of the 1BCG operating team is one of the highlights of ham history — his signature is among those on the historic first transatlantic amateur radio message as transmitted to Paul Godley in Scotland. Veterans of the art also will recall an early article on application of the principle of heterodyning, "A New Method for the Reception of Weak Signals at Short Wavelengths," authored by Maj. Armstrong in February, 1920, *QST*. This marked the introduction of the superheterodyne to the amateur field.

W6OPU was surprised quite recently to find his call sign appearing in a *Mickey Mouse* comic strip episode. Curious as to what prompted Disney Productions to select *his* call, Ray dropped them a line. He found that it had been picked



This W6OPU QSL confirmed QSO with W1AW.


quite at random. The studios later made him a present of a set of "Mickey Mouse QSLs," one of which is reproduced above. (No, the rest of us needn't write the company for QSLs — they're *not* in the business!)

An active licensed amateur for more than 30 years, Roy D. Jordan, W2KUD, recently was named manager of advertising and sales promotion for General Electric.



ARRL Communications Manager and Vice-President F. E. Handy, W1BDI (right), congratulates Bob White, W1WPO, Assistant Communications Manager, C.W., on the accomplishment of a "WN" WAS. Bob turned the trick in less than five months, working 259 Novices between Sept. 1, 1953, and Jan. 11, 1954 — 78 on 3.5 Mc., 167 on 7 Mc., 12 on 21 Mc. and 2 on 144 Mc. Nevada was the "holdout" until WN7TK's QSL popped through. Just above the WAS certificate you'll notice a Minnesota QSL from WNØBT, one of those rare two-letter Novices (p. 10, Jan. *QST*). W1WPO, primarily interested in DX, runs 40 100 watts to a Collins rig, has a Vee beam and uses an NC-200 receiver.

March 1954




When the "Big Three" Conference convened at Bermuda last December — President Eisenhower, Prime Minister Churchill and Premier Laniel attending — amateur radio was well represented among the scores of engineers and correspondents who covered the affair. Engineers W3TM (CBS), W3ER (Fox-Movietone), ex-2AFW (CBS), VP9XX (stations ZBM1 and ZBM2) and W3ANJ (NBC), shown above from left to right, found time to get together for an informal hamchat on the Garden Terrace of Bermuda's Castle Harbour Hotel, press and communications headquarters for the event.

Speed is the trend of the day. WN9AEM received a QSL postmarked December 18th confirming QSO with a WN1 on December 19th.

Last Hallowe'en one of W9QVH's neighbors was disturbed by the mad convulsing of his radio-controlled garage door. Our youth becomes more electronics-minded year by year.

Several long nights of ambitious CQing brought no QSOs for newly licensed WN8ODO. At long last he did get out, though, and literally. He finally raised WN8OUT.

W2TID, first licensed as W8BWF in 1932, manages to get on the air almost daily at the tender age of 83. He wonders how many other "83ers" are as radio-active as he. By the way, the name is Young.



YL NEWS and VIEWS

BY ELEANOR WILSON,* W1QON

Fifth Annual YL-OM Contest

CONTEST PERIOD

Starts: Saturday, March 6th, 1954, at 1:00 P.M. EST.
Ends: Sunday, March 7th, 1954, at 12:00 Midnight EST.

Here's fair warning and an invitation to all OMs. Come March 6th and 7th you'll hear more YLs on the air at one time than you've heard since the last YL-OM Contest. And best of all, the girls will be looking for YOU — for YOUR contact. Don't overlook the possible bonus of



WAS/YL and YLCC, too. If you want to be popular and have a good time, just call "CQ YL" on the important dates and enjoy being pleasantly rushed. The rules follow.

Page No. _____									
Station Call: _____ Operator: _____ Power Input: _____									
QTH: _____ 'Phone _____ CW _____									
Date-Time	Freq.	Sent			Received			Multi-plier	
		No.	RPT.	STATION WORKED	No.	RPT.	STATE OR COUNTRY		

Suggested log form for YL-OM Contest. For cross-band operation, an additional column should list the frequency of each station worked.

Eligibility: All licensed OMs and all licensed YLs and XYLs are eligible.

Frequencies: All bands may be used. Cross-band operation is permitted.

Procedure: Call "CQ YL" or "CQ OM."

*YL Editor, QST. Please send all contributions to W1QON's home address: 318 Fisher St., Walpole, Mass.



When Liz Zandonini, W3CDQ, toured Europe last summer, she received a warm welcome from several of England's YLs. The above photo was taken at the home of G2YL, Nell, by W4HWR, Hilda, well-known YL from the States, who has been living in England with her OM, W4EFG, for the past two years. In the photo, from left to right, are G2YL, G3ACC, G8YL and W3CDQ. G3ACC, Meg, is on 20, 40 and 80; G2YL, Nell and G8YL, Constance, are on 2. Liz also visited ON4s LP, MG, PJ and IIER.

Exchange: QSO number, RS or RST report and state, U. S. Possession, VE district or country, should be exchanged.

Scoring: (a) One point is earned for each station worked (YL-to-OM or OM-to-YL only). (b) Stations and multipliers count only once, regardless of band or mode of operation. (c) Add number of points and multiply by number of different states, U. S. Possessions, VE districts and countries worked. (d) All 'phone contestants running 150 watts input or less at all times then may multiply final score by 1.5. (e) All c.w. contestants running 150 watts input or less at all times then may multiply final score by 1.25. (f) Maryland and District of Columbia count as one state.

Awards: Highest OM score and highest YL score, regardless of mode of operation — cup and certificate. Highest OM 'phone-to-'phone score and highest YL 'phone-to-'phone score — cup and certificate. Highest OM c.w.-to-c.w. score and highest YL c.w.-to-c.w. score — cup and certificate. Second and third highest in each category will receive certificates. Winner of one award is not eligible for others. The cups are awarded on a yearly basis with a three-time winner obtaining permanent possession.

Logs: Copies of contestants' logs must be postmarked not later than March 27th, 1954, and must be sent directly to Ruth B. Siegelman, W2OWL, Vice-President, YLRL, 1414 Wythe Place, Bronx 52, New York. All contestants must fill in their own logs while operating — no help is permitted. Contestants are requested to send in separate 'phone-to-'phone, c.w.-to-c.w., 'phone-to-c.w., and c.w.-to-'phone logs. State power input. Please send in copies of logs, regardless of size of score, to help in cross-checking other logs

YL Net Changes and Additions

YLRL Vice-President W2OWL reports a new 40-meter 'phone net Thursday at 10:00 A.M. EST on 7215 kc.; W4SGD is NCS.

The 75-meter 'phone net which formerly met Wednesday at 8:00 A.M. EST — 3900 kc. — has been changed to Tuesday, same time, same frequency. W8HLF continues as NCS.

The Wednesday 75-meter 'phone net under NCS W1VOS has been changed from 7:00 A.M. to 7:30 A.M. EST. The frequency remains 3900 kc.

W6UHA replaces W6EHA as NCS of the 20-
 (Continued on page 116)

How's DX?

CONDUCTED BY ROD NEWKIRK,* W1VWV

How:

The other day somebody asked Jeeves how our old friend Sunspot Sam McSquegg was doing. We've been a little out of touch with Sam but it brings to mind an episode of some years back, an incident very typical of the fellow. It came about when an old crony visited the McSquegg ham shack, a buddy he hadn't seen for years. It was that old China hand (and ham) Tommy Hawke, just returned from Peking, and Tom was indeed a DX man of the old school.

Conditions had been a little spotty on 14 Mc., so Sunspot Sam rigged up some nonsense to impress pal Tommy. He contacted his neighborhood sidekick, Grommethead Schultz, and cooked up a nice DX QSO the easy way. It was arranged for Grommethead to modulate the output of a BC-221 freqmeter and show up on 14,199 kc. signing the call AC5AC. The conniving pair went to considerable length to get the signal level just right, the QSB just right (Grommethead's gripping and ungripping his antenna feeders did the job perfectly) and the AC5 speech accent just right. At the latter detail Schultz's best efforts weren't too gratifying until his normal speaking voice was found to be ideal for the purpose.

Peking Tom dropped in on schedule. After he and host McSquegg had dispatched a few hot toddies and mutual old acquaintances, the two fired up the rig. Sunspot glanced slyly at the clock and called a short three-by-three "CQ DX" on 14,202. (He could have called "CQ Asia" but didn't want to overdo the thing, you see.)

Back, of course, came a weak and wavery carrier with garbled modulation calling Sunspot McSquegg. Both Sunspot and Tom had trouble making out the call; they settled for AC5AC. And Grommethead was really laying it on thick — *what* an accent!

Peking was extremely impressed. His jaw dropped even farther as McSquegg calmly wound up the QSO in brusque businesslike fashion: "You needn't bother to QSL, old chap. I collect cards from only the rarer stations I work. Now I'll say seventy-three and tune the band for something juicy."

Just about then the telephone rang. Sunspot excused himself and answered it. Grommethead.


"Sorry I couldn't make the sked tonight, Sunspot," apologized Schultz. "Got tied up at the office. By the way, Eddie Curran called me up around an hour ago and told me there's a legit AC5 coming through on twenty. Real coincidental, ain't it? Maybe you can raise *him* for Peking Tom, hi hi. Seventy-three and CUL."

The Bhutan gang must have a very efficient grapevine — Sunspot McSquegg hasn't had an-

other nibble from an AC5 to this very day. His pleading letters to AC5JZ go unanswered and his gifts are returned unopened.

What:

There's no doubt about it — *one-sixty* will have to start things off this month. During the first part of the year DX has been showing up on Top Band in considerable force. Not only have we had fun with transatlantics, but transpacifics as well. VR2BJ (1885) gladdened the hearts of W8s APF FIM IFH and W3RCQ one morn around chow time — real DX on any band Catches on 160 hither and yon are reported as follows. W9PNE: CN2AO, Gs 3PU 5JU 5RI 6GM, KV4AA, VP7NM. W1BB: CN2AO, GW3ZV, HB9s CM T and numerous Gs. W3RGQ: CN2AO, EI9J, GW3ZV, HB9CM, KV4BB, VP7NM and eighteen Gs. W2QHH: CN2AO, EI9J, GC2CNC, VP7NM, VP9BK. KZ5DE: W2EQS, W2QHH, G3PU. W8ANO: CN2AO, Gs 3BKf 3PU 5JU 6BQ, VP7NM. K8ANR: CN2AO, Gs 2HX 3HRW 6CJ 6CT, GW3ZV, HB9T, VP7NM, ZL3RB. W1VDB: CN2AO, EI9J, Gs 3ERN 3PU 5KM 5UF 6BQ 6GM Another good bet for South America showed up in HC1KV (1880); W9s NH and PNE quickly picked him off A few highlights of recent 160-meter operation: W0NWV's two 1100-foot long-wires bringing him up to 18 countries and 5 continents, including KC6 and KH6. . . . The walloping signals of GW3ZV and W4KFC on opposite sides of the pond. . . . The suspense of VS2CQ schedules with W9s NH PNE and W0NWV (no luck up to this writing). . . . The potent 4.4 watts of QRP specialist GC2CNC, who provided a new 160-meter country for many. . . . OH3NY's hearing nine Ws in one evening (OHs can no longer transmit on Top Band). . . . W1BB's potent three-skywire antenna farm and mysterious "antenna number three." . . . The 'phones of W5WEH, W7IC, W8GDQ and W9FOG being heard by VR2BJ in Fiji. ZL1WW's 160-meter DX QSOs for late 1953 included Ws 1BB 2MCU 2WWP 8ANO 8GDQ and 9NH; ZS3K has been hearing KV4BB on the band Here's a rundown on DX now known to be active in the 1.8-Mc. range: CN2AO, DL11X, EI9J, Gs 2HKU 2HX 2PL 3BKf 3BMV 3ERN 3GGN 3HHV 3HRW 3HVX 3IAF/A 3IKO 3PU 5JO




* DX Editor, QST.

5JU 5KM 5RI 5UF 6BM 6BQ 6CJ 6CT 6GM 6LB 8JM 8JR, GCs 2CNC 3EML 4LL, GD3UB, G5UR, GM6IZ, GW3ZV, HB9s CM T, HC1KV, KP4KD, KV4s AA BB, KZ5DE, LU4DM, OK1s, AJB KAC, VP8 4LZ 6EB 7NM 9BF 9BK, VR2BJ, YZAM, ZB1BJ, ZC4s CA CK FB GF, ZS3s A K, ZLs 1WZ and 3RB. That represents over two dozen countries on all continents—let's hope you included 160 meters in your ARRL DX Test plans for this year! W9PNE is up to 12 countries (4 continents) and W9NH reached 14 and 5, through recent openings Jeeves & Co. thanks W1BB, W2QHH, W3RGQ, W9NH and W9PNE for extra efforts in keeping this corner up to date on Top Band doings. The March Transatlantic Test date is the 14th and it will be the last scheduled run for the season. Good fishin'! A just-under-the-deadline contrib from W3EIS reports good luck with CN2AO, EI9J, Gs 3PU 5JU 5RI 6BQ 6CJ 6GM, GQW3ZV, KV4AA and VPPNM.

Now for a look at recent *twenty-meter c.w.* shenanigans. Although shoved out of the lead-off spot by upstart 160, 14 Mc. still remains the band where the elite meet to greet the rare ones. W9HUZ, for instance, chatted with this impressive group: CR6s AI (14,059), CS (030), CZ (043), CT3AB (017), EA8AB (078), ET2US (050), FQ8AF (042), ISLV (046), KR6AZ (078), KW6BB (080), LB8YB (038) of Jan Mayen, MF2AE (022), OQs 5GU (060), 5VN (044), 6DZ (055), SPs 3AN (040), 9KAD (012), ST2HK (064), SV0WY (093), VQs 1AF (120), 9YY (095), 9WZ (062), VP8AN (022), VQs 2W (042), 3EO (034), 4DX (012), 4QQ (014), VU2JK (015), YI2AM (028), ZB8 1CU (019), ZI (084), ZC4IP (095), ZD4s BJ (106), BN (046), ZKs 1AB (035), 2AA (065), ZS7D (082), 4X4s DK (076) and FQ (075) K2GFQ, who has been W6JKH for some 20 years, caught CR7LU (075), FQ8AS (035 t7), OD5s AF (080), XX (085), OQ5CP (080), ZE3JP (055) and ZS3KG (065) with 170 watts and ground-plane CR5AC (080), CR7IZ (014), CT2BO (038), DM2ACM (070), HC1JW (010), TA3MP (010), TFs 3MB (070), 5SV (041), VQs 2AB (065), 4EF (045), 3V8AN (040) and others already listed came back to W8HJK's 100 watts and 3-el. twirler W8KIA, via W2GT, mentions the appearance of a pair of pretties—FL8CJ (075) and ZD8A (100) W8JGU kept the ball rolling with CRs 7AU 9AH, ELs 2X 7A, ET2DF, FO8s AC AI, FQ8s AK AT, JAs 1CJ 1CR 1GD 8AQ, KAs 7AR 8AT, KF3AB, KG6FAA, KR6s AA LP, ST2AR, SV0WE, VQs 1NZK 2GW 3KIF, ZBJJY, ZDs 2DCP 9AA, ZEs 4JY 5JA, ZS3T and 4X4RE Although LX1AS, LZ1KZP, VQ6UU and ZS7D got away, W2HSZ made hay with CR7s AN CH, EL2P, ZD4AB, ZEs 3JO 5JY, ZS3BC and several other goodies. He concurs with consensus that African openings on 20 have been the steadiest A Viking rig and 3-el. beam helped W8HMI to 96 countries since last June. Trophies include CR7s AF CO, HRIJM, JAs 1CB 2AN 2CZ 3AC 5AB 8AA, KAs 3MD 8SC 9MF, KG4AN, YV4BK, ZD2HAF, ZE2JC, ZP5CQ and 5A1TJ JAs 1CO 3AB 5AL 8AI, KA3AF, LX1s AX JW, W3WLP/KG6, VU2EJ and ZC4RX enabled W3AXT to reach a 152/130 tally Transcontinental DX Club report via W4ZAE: AP2W (022), CR7IV (097), FQ8AC (010-040, a.c. note), JA7CZ (020), KA3LW (050), SV0WG (072), VQs 2DT (057), 4ET (040), 4TOT (058) and YN1AA (045). Others at W4ZAE include FP8AP (042), OX3AY (058) and VK1TD (040) on Heard Island When the water isn't too high on the Puyallup, W7OEB mixes in a little steelhead fishing with such ham-style angling as CR9AF, JAs 2XE and 3BB W1MIJ soaked up C9AA (053), FB8BE

(100), LU4ZS (050), LZ1KZP, MP4BBD (046), OD5AD (030), VU2NB (040) and ZK1BC (070) W1BTQ, all set to become a W3 or W4, knocked off 5A4TG and 9S4AL in a recent foray. Lack of New Mexico bars the way to Turk's W1 WAS Scattered workings here and there: At *W1BIH*—FM7WX, PX1AB, YK1AH. *W2ZGB*—CX4CZ, EA8BF, KX6BC, W9ESQ—PX1AC, T19UXX. *W1WTF*—most unusual KT4HFV No. Calif. DX Club's *Dxer* calls attention to the activities of AC4NC (120), C3FB, FW8AB, HE9ECS (088), HR1AT (053), SU1SS (055), VKs 1RL (125) on Macquarrie, 9GM of Norfolk Isle (020), VP8AQ (067 t7), VS6CR (050), ZCs 3AB (080) and 5VM.

On *twenty phone*, this same organization notes the presence of CR6CB (14,110), CS3AC (180), ET2US (320), F9QV/Corsica (198), HRIJM (180), SV0WH (160), VK9RS of Norfolk Island, VP8 3YG (185), 8AM (165) of the Falklands, 3V8s AS (150) and BA (140) W8JGU gets in some good A3 lies: CP5AB, CR6AI, HRIAA, OA4BT, TG9RB, VP8 3HAG 3YG 4LZ 5AR 7NM and YN4CB A "fugitive from 75-phone traffic nets," W2KJG put his vocal contraption on 20 for FM7WN, FP8AP, HI6EC, HK1HF, HP3DA, ET2PA.



Jean Duplat, FK8AB, sends us this photo of his recently renovated Noumea shack. The rig at his left runs 50 watts to a cool 813 final. Jean's exciter is a 6L6-807 crystal-controlled arrangement and 81Is do the modulating. His receivers are an S-40 and HQ-120X.

KG4AO, OQ8DZ, OX3BD, PJ2AF, VP2DL, VQs 2DT 3RJB 4AC, ZB2A, ZS3E and 544TJ W9AVJ (W9GVZ) mentions CR6AG (171) and HH3DM, finding that the latter is closing shop in favor of KP4-land.

Concerning *forty phone*, W9AVJ points out contacts with KG6ABN (7245), KJ6AY (7215) and KX6BB (7215), all three shortly after breakfast time CST W2QHH raised HK2AU WIAPA took care of HH3DL (7203), HP3FL (7190), VP2DL (7150), W9FZS/VO4 and YN4CB (7200).

Forty c.w. helps to keep the wee hours from drawing a total blank these difficult days. W8BKP was pleased to collide with Fanning Islander VR3D (7028) at 0530 EST W7JLU accumulated an excellent agglomeration: Cs 3BF (10), 6AA (65), DUIDO (54), HH2OT (55), HK3CV (05), HR1AT (15), JA9AC, LU4ZS, TI2CR (15), VK9WZ, VP4LZ (10), VR2CG (15), some PYs and YS1N (25) W2ZGB's new ground-plane captured HK1TH, VP8AX and 4X4DK W8JGU got that 4X4 as well as VPPNM and 9S4AX (11) CR7CI (32), FA9VN (02), HK1GP (16), KX6s BF UZ, LB8YB

African photographic safaris are the business of Gaby Félix, ON4FG-OQ5FG-OQ0FG, who has left his mark on such Hollywoodian epics as *African Queen* and *King Solomon's Mines*. This picture is particularly interesting because it shows Gaby running up footage at the foot of erupting Shabubembe in Belgian Congo's Kivu province—a little too close for comfort.

QST for



VS2DB has many speaking acquaintances among the 20-meter 'phone crowd and is available almost daily between 1430 and 1600 GCT. The rig runs 60 watts to an 829 and the receiver is a BRT-400D. A Grundig recorder and BC-221 freqmeter are handy accessories.

(22) of Jan Mayen, TF3AB (24), VPs 2MD (10), 8AK (10) and ZE3JI (35) worked W9HUZ. . . . W0FBI wrestled with CN8BF (13), HH2LD (38), 12 VKs, 5 ZLs and 4 PYs. . . . W9RQX reports an interesting 3-way with W5RID and Greeship SV1SMX (47). . . . The 81s at KZ5CI took a bite out of many Europeans including SP3AN (18) and MF2AG (25). . . . OQ5GU (50), SV0WG (10), VQ4s ET (10) and TOT (10) succumbed to TCDXC onslaughts, while ZC4IP (20) gave W2LYO a tumble. . . . W3AXT has HHs 3RC 4MV and CM1AR bagged. Sam caught G2RO in VP1 VP2 VP6 and VP7.

Slackivity is the keynote on fifteen at this writing. Nevertheless, W9HUZ uncovered CR7AG (21,036), JA1CO (121), KG6ADY (080), OQ5GU (060), VQ2AB (036) and ZE3JO (095) on c.w. . . . CP5EK, KH6s AAI AVP, KV4BD, KZ5s DG LM NM, PJ2AP, TI2RC, YV5AP, ZD1SW, ZL2s ADM BE, ZSs IMP and 50V replied to W6ZZ on 'phone. The Sierra Leone item was Miles' 134th country, 61st on 15 meters and 53rd on 21-Mc. 'phone. W6ZZ seized a lull in DX openings to pursue some research on flying-saucer phenomena.

On eighty, W2LYO has gathered 35 3.5-Mc. countries since last November. Conditions remain fringy but Dick scored with the following (times EST): FA8BG 1710, KL7PI 2108, PY6ABS 1845, VP4LZ 2105, VP7NM 1915, YI3AR 1745, YU1AD 2340 and ZD4AB 2015. . . . WI0RP overtook EA6AF (3507) of the Balearics, FA8DA (21), SP3AN (06), TA3AA (15), ZL1CI (15) and 9S4AX (07). Ed hears Russians UA2KAW, UA3KF, UB5ABA, UC2KAB, UQ2AN and UQ2KAA but, of course, no comebacks. . . . W3AXT's 80-meter report on HH3RC (his No. 59 on 3.5 Mc.), SP9KAD, VQ4HJP and YN1AA closes this month's Band Parade.

Where:

QSLs for DM2 stations (East Germany) can go via QSL Vermittlung, D.D.R., Post Box 666, Halle (Saale), Germany. . . . W8HEV continues his commendable volunteered QSL duties on behalf of FM7WD and those of us seeking Martinique cards — check October, 1953, QST for details. . . . As noted perviously in this section, QSLs for British Empire African and Caribbean stations whose calls end in "RO" may be sent via RSGB. G2RO, author of the series, did booming business in Grenada as VP2GRO, allowing dozens of the brethren to check the Windwards off their lists. . . . As shown in the list to follow, W2KMZ is undertaking to assist with the JZ0KF (Netherlands New Guinea) QSL chores.

BV2AX, Lt. Col. Marion R. Graham, USAF, (W6HRN) Air Force Section MAAG Formosa, APO 63, % Postmaster, San Francisco CE0AC, (QSL via RCC)
CE0AD, (QSL via RCC)
CM1AF, Armin Felipe Gonzales, Apartado 38, Artimesa, Cuba
CM2JU, Juan Angudin, Guanada, Havana, Cuba
CR7CU, Eddie Schultz (W5TCM), % Rivers Portier, Jeanerette, La.
GC3IDP, 12 Princess Pl., Greve D'Azette, St. Clements, Jersey, Channel Islands

GD3HFC, F. B. Arrowsmith, Fernleigh, Marine Parade, Peel, Isle o Man

HH3RC, Rev. Roger Colvin (W3PWH), Box, Cap-Haitien, Haiti
I1AYX, Dr. Piero Scioli, Post Box 405, Milan, Italy

JY1US, Jim Davis, % American Embassy, 'Amman, Jordan

JZ0KF, (QSL via W2KMZ)

KP4VC, P. O. Box 744, Ponce, P. R.

KR6AA, Col. Fred B. Westervelt, Surgeon, RYCOM, APO 331, % Postmaster, San Francisco, Calif.

KR6MO, W. W. Deane (W6RET), 4524 Fountain Ave., Los Angeles

LA3J, Chr. Becker, P. O. Box 898, Stabekk, Oslo, Norway

OD5AV, (ex-OD5BH) P. O. Box 235, Tripoli, Lebanon

OH2RA/M, (QSL to OH2RA)

SM3CND, Lasse Ekstrom, KA5, Härnösand, Sweden

VK1EG, (QSL via VK4FJ)

VK4GI, N. Jones, 31 Swan Terrace, Windsor, Brisbane, Queensland, Australia

VP2DL, Merritt L. Hoath, P. O. Box 103, Roseau, Dominica, B. W. I.

VS2DB, S. A. Faulkner, Inland Revenue Dept., Kuala Lumpur, Malaya

VS6CR, F. Johnstone, 164 Eu. Gardens, Top Flat, Argyle St., Kowloon, Hong Kong

W0RLG/V04, APO 864, % Postmaster, New York, N. Y.

YN4CB, Hermano Pat, Box 10, Bluefields, Nicaragua

YU1AD, Mirko Voznjak, 152 Bate Sekulica, Belgrade, Yugoslavia

ZB1BR, (QSL via W2ISW)

Pitchers-in W1s APA BTQ JOJ RB WPO ZDP, W2s GT LYO WZ, W3AXT, W6s AM GPB KJR, W0IUB and SWL LeRoy Waite deserve your thanks for the list preceding. If you should encounter the previously unpublished address of an active or imminently active DX station or the present QTH of an ex-DX licensee, ship it along to Jeeves as a boon to others in need.


Tidbits:

Asia — From W6HRN based in Formosa: "Recently I have obtained a call sign and permission to operate on the ham bands. The Chinese Nationalist Ministry of Communications has assigned the prefix 'BV' for amateur use, with a number corresponding to the particular 'hien' or county. My call is BV2AX and is the first and only legal call sign thus far issued in Formosa." Marion goes on to say that operation now engaged in by various C3s is tolerated by the authorities although such work is closely monitored. "As far as I know, the only amateurs on the air are either American or British, and the calls in use were issued on the mainland prior to 1949." BV2AX reports conditions on the higher frequencies generally poor in BV-land, with much non-ham work cluttering up the amateur bands. . . . Twenty-meter A3 work is still popular in India although VU2s haven't been breaking through the magnetic curtains too



Doug Berry, ZK1BG, likes to hit all DX bands and currently has been startling the 80-meter W/VE crowd with the HF-100 rig at left. (Photo via W6YY)

well. VU2BH works the band with a 6L6-807s c.c. rig (final doubling). HRO receiver and dipole. VU2EH gets along fine with parallel 1625s in the final, a 3-sl. spinner and BC-348 inhaler. . . . KR6LP, very active on 20, is WIZAC when back home in Millbury Mass. . . . 4X4CJ is back on the air after a 2-year layoff "in time for the forthcoming ARRL contest." He has an S-78, an Elmac exciter and several ground-planes. . . . W2GT has it that KR6AA (W4VE, ex-KA2AA-KA9AA) QSLs only upon



For this view of the operating position at SP2KAC we are indebted to W8IV. Several SP hams man this station and its signals are widely heard and worked.

receipt after having been somewhat disappointed by returns in Japan. That's reasonable. . . . From the HZ1AB gang; Scotty, W4TST, will leave Saudi Arabia and, by coincidence, will be relieved by old buddy W9ERG. Commenting on current weird propagation conditions, W4TST writes — "Just never know when the U. S. A. might come through here for it seems that this is a very strange place for radio conditions. At present we hear the U. S. from about 1330 to 1530 [local time]. It is odd the way the skip breaks through. . . worked W1MCW one day at high noon when it was 3 A.M. in the States. At 10 A.M. about a month ago I heard KZ5WA coming through and he was in for about 45 minutes with a terrific signal, the only station I could hear. We listen to WWVH [Hawaii] from the east-northeast and then the very next day they will come through from the west-southwest." These comments pertain to the 14-15-Mc. range. When Scotty gets back home he'll find conditions just about as goofy in this neck of the woods. . . . VS6CR, who likes to work Ws, inhabits 20 meters almost daily except Sat. and Sun. between 2300 and 0500 GCT. This from W2WZ. . . . KA2s HP EF BS and TT are pres., v.p., sec.-treas. and bulletin editor, respectively, of the Far East Amateur Radio League. FEARL, as you probably know, is to KAs what JARL is to JAs. The KA gang is talking up a 2-meter net and we note in FEARL News that KA2YK runs a code class for Boy Scouts and their parents. Many KAs are plugging for mobile-station authorization in Japan — it's taboo at present.

Africa — OQ5CP of Elizabethville told W3AXT to let the boys know he's gunning for Ala., Colo., Ia. and Mo. to complete his WAS. He seems to need only "easy" ones. . . . We've heard that ZS9I frowns on the traditional custom of QSLing. Perhaps he's just behind the backlog. . . . "You are cracking up, pal, and I can prove it!" writes eagle-eyed W2GVZ. Pat does prove it, too, pointing out that we credited EA9DD with 1436 hours of operating time over a ten-day siege in Rio de Oro, a very slick trick if EA4BH could have managed it. Shall we say 143.67? 'Tis banded about that Rio de Oro will see more EA9 action ere many moons have passed. . . . Although VQ3EO's QSL bears a Uganda QTH it's still a Tanganyika confirmation. Kikagati happens to be the nearest usable P.O. . . . ZE6JF, the first Southern Rhodesia Six we've spotted, runs 80 watts to an 807, receives with an S-40A and sports a dipole radiator. Neighbor ZE3JP is ex-G8JJ. . . . Fifty watts, a long-wire antenna and an SX-28 get good 14-Mc. results at ZS3T. . . . Bangui's FQ8AI is ex-F9MT. He likes 20 'phone with a 45-wattter and BC-312. . . . One of the most active Algerian stations on 20, FA3HH goes about his world-wide work with a 6V6-6V6-807 40-watt rig, a Windom skywire and Marconi

receiver. . . . W6BYB was first W6 for ZD4BN, who gets along well with a 3-tube receiver, folded dipole, and 4-stage 20-wattter. . . . That large 21-Mc. signal from VQ4EH is caused by 120 watts feeding a 3-wavelength zepp. VQ4EA uses the same kind of antenna, 60-100 watts to an 807, and an SX-28 on 14-Mc. 'phone.

Oceania — W9GVZ, of W9AVJ's Salt Creek Radio Club crew, favored us with a most interesting letter in which he calls attention to ZL1OF's being chosen as the pilot for Queen Elizabeth's recent tour of Pacific islands. Doug otherwise is regularly workable on twenty meters. W9GVZ also comments on Guamanian aeromobile work by KG6ABN. . . . A few lines from KB6BA of Canton: "After over a year off the air I have returned to 40 c.w., 7000-7050 kc., with VFO, 60 watts, a long-wire antenna and an HQ-140X. . . . My wife is interested in obtaining a Novice license and the code machine is getting a workout. [She'll] be the first and only W6 on Canton." KB6BA's previously held calls are KH6AMZ, MARS AB6AMZ, W0ASN and KL7CB. He'll be active on 40 through 10 meters shortly, A1 and A3, with parallel 6146s and 4D32 finals. . . . Taking off for Antarctic areas, VK1EG (VK2EG) pens, "Am also postmaster down there so will be giving quite a few Ws new first-day cancellations on our stamps." Bill will be running regular schedules with VK4FJ and, when not thus QRL, will QSO and QSL as many other stations as possible. . . . KG6AEX, with a 500-watt 833A final on 15 'phone, is ex-KP6AA-W3CRW-KH6AEX. Steve receives with an HRO and radiates with stacked 8JKs. . . . VK9YY, who helps with JZ0KF's QSL chores, tells W2KMZ that VK9WZ operates 20 c.w. on Momote of the Admiralties; VK9WL represents New Ireland on the same band; JZ0KF hangs around 14,080 and 14,132 kc.; ZC3AA is a joker; and FW8BB is about to percolate on Wallis. The Wallis and Futuna Islands, by the way, are included with New Caledonia on the List. . . . Norfolk Islanders VK0s GM OK and RS all three soon will be available, according to No. Calif. DX Club's DXer.

Europe — We receive a steady flow of inquiries from those who first encounter the LB prefix. Norway's use of the LB label in lieu of the usual LA job is akin to our slant-numeral "portable" designation. LBs are not necessarily outside Norway although it's not wise to pass 'em up — they could be on Spitzbergen or Jan Mayen. . . . DL9LJ, laid up in a Karlsruhe hospital, needed only a



RAF Sgt. Frank Johnstone at the controls of his neat and compact Somerset station, G3IDC. Perhaps you know him better as former VS9CT and MP4BAB. G3IDC is DXCC.

month to work 14 countries with a couple of watts on 14 Mc. Jens, much better now, is about to fire up a 100-watt 20-meter s.s.b. rig at home. This via DL4RP-W5JYX. . . . Those DM2s are becoming rather numerous. DM2ACM, active on several bands, uses a 5-stage 70-wattter, an HRO and a 40-meter Windom. DM2ABL fires 200 watts into an 80-meter half wave on 21 Mc.; Heinz dissects the QRM with a 15-tube super. . . . SM3CND operates Swedish military-amateur station SL3AU. Lasse has a Vee beam, 100 watts and a 15-tube super at the home QTH. SL5BO is operated by SM7CT. . . . OY2Z

(Continued on page 120)



CONDUCTED BY E. P. TILTON,* WHDQ

PORTABLE operation from the high spots has become something of a tradition in our spring and fall v.h.f. contests. The mountain expeditions arranged for these parties make things more interesting for all of us, but we hardly expected anyone to try it for the V.H.F. Sweepstakes, January 9th and 10th! It was something of a surprise, then, to learn that several v.h.f. stalwarts had braved deep snows, freezing rains, high winds and near-zero temperatures to get out to their favorite locations for what is certain to be our greatest v.h.f. contest.

Logs are still rolling in as we write, so no accurate estimate of the total number is possible, much less a comprehensive story of the contest, but from the height of the pile already in we feel sure that new record for v.h.f. contest participation will be set by the 7th Annual V.H.F. SS. Glancing through the reports it is quite obvious that scores and enthusiasm were at an all-time high, many regular participants piling up two or three times their best previous records.

Comments to follow are based on incomplete records and claimed scores; the final story will not be known until checking of the logs is completed. Top score in the country: W1RFU, Wilbraham, Mass., with 153 contacts in 13 ARRL sections, for 3965 points, an all-time record. Largest number of contacts on one band: W3IBH, Philadelphia, 194 on 144 Mc. in 9 sections, 3492 points, also a record. Most contacts by one operator: W2COT, Maplewood, N. J., 216 in 6 sections, 2532 points. Outstanding YL scores: W2FHJ, 150 in 8, for 2400; W2FBZ, 209 in 7 for 2926; W8BFQ, 136 in 12 for 3252; W6QGX, 130 in 3 for 780.

There was a heartening increase in activity and reporting in areas where these factors have been low or completely lacking in the past. Some fine logs came from the Two Meters and Down Club in Los Angeles, the Pacific Northwest was well represented, and scores in the Chicago area were many times previous levels.

One of the outstanding contest jobs, not only in this affair but for all time, was the piling up of 137 contacts in 12 sections for 3288 points by W8WXV, Shiloh, Ohio. Al turned this neat trick on 144 Mc. only, and nosed out W8BFQ by a single contact for the Ohio Section leadership. W9WOK, Bensenville, Ill., set a mark for W9s to shoot at in the future, with 135 contacts in 9 sections, 2430 points, also entirely on 144 Mc. Over a hundred contacts, no mean accom-

plishment on the West Coast, were turned in by W6TFZ, San Mateo, 127 in 5, 1270; W6CGA, Redwood City, with the same score; W6YEQ, San Carlos, 119 in 5, 1185; and W6QGX, Puente, 130 in 3, 780.

Club efforts were phenomenal. The South Jersey Amateur Radio Association appears to have earned another gavel, but the Dayton (Ohio) Amateur Radio Association showed that being along the New York - Philadelphia axis is not a requisite to high club scoring. In their



W0ZJB.....48	W5VY.....48	W80JN.....30
W0BJV.....48	W5MJD.....47	W8LPD.....37
W0CJS.....48	W5GNQ.....46	
W5AJG.....48	W5ONS.....45	W9ZHB.....48
W9ZHL.....48	W5JTI.....44	W9QUV.....48
W9OCA.....48	W5ML.....44	W9HGE.....47
W6OB.....48	W5JLY.....43	W9PK.....47
W6INI.....48	W5JME.....43	W9VZP.....47
W1HDQ.....48	W5SFW.....44	W9RQM.....47
	W5VV.....42	W9ALU.....47
W1CLS.....46	W5FAL.....41	W9QKM.....46
W1CGY.....46	W5FSC.....41	W9UIA.....45
W1LLL.....46	W5HLD.....40	W9UNS.....45
W1LSN.....44	W5HEZ.....38	
W1HMS.....43	W5LIU.....37	W9Q1N.....47
W1DJ.....41	W5FXN.....37	W9DZM.....17
		W9NFM.....47
W2AMJ.....46	W6WNN.....48	W9TEK.....47
W2MEU.....46	W6ANN.....45	W9KYF.....47
W2RLV.....45	W6TMI.....45	W9HVV.....45
W2IDZ.....45	W6IWS.....41	W9MVG.....44
W2FHJ.....44	W6OVK.....40	W9JOL.....44
W2GYV.....40	W6GGG.....35	W9TJF.....44
W2QVH.....38	W6BWG.....29	W9WKB.....43
W2ZUW.....35		W9JHS.....43
	W7HEA.....47	W9PKD.....43
W30JU.....46	W7ERA.....47	W9IPT.....41
W3NKM.....41	W7BQX.....47	
W3MQU.....39	W7FDJ.....46	VE3ANY.....42
W3RUE.....37	W7DYD.....45	VE3AET.....41
W3OTC.....37	W7JRG.....44	VE1QZ.....34
W3FPH.....35	W7BOC.....42	VE1QY.....31
	W7JPA.....42	XE1GE.....25
W4FBH.....46	W7FIV.....41	CO6WW.....21
W4EQM.....44	W7CAM.....40	
W4QN.....44	W7ACD.....40	
W4PWH.....42		
W4CPZ.....42	W8NSN.....46	
W4FLW.....42	W8NQD.....45	
W4OXC.....41	W8UZ.....45	
W4MS.....40	W8CMS.....43	
W4FNR.....39	W8YLS.....41	
W4FUJ.....38	W8RFW.....41	
W4BEN.....35	W8BFQ.....42	

Calls in bold-face are holders of special 50-Mc. WAS certificates listed in order of award numbers. Others are based on unverified reports.

*V.H.F. Editor, QST.

first try at v.h.f. competition they turned in a claimed score of more than 12,000 points. Local club rivalries and intensive organizational work boosted many club totals severalfold and added fun for all concerned. Club records, last in the checking procedure, will have to await at least one more *QST* deadline.

First prize for effort (and discomfort) goes to W3PZK. Bal has been going up to a mountain location near Charles Town, W. Va., in the spring and fall parties for some years, in order to provide that hard-to-get section for stations in the East. The weather around Washington wasn't too bad on Saturday, so he decided to try the trip the second day of the contest. Snow encountered about halfway along the 55-mile drive from Washington should have been warning enough, but Bal refused to turn back, and made his destination shortly after noon.

Weather was getting worse every minute, and the 1500-watt generator refused to start, but he stuck with it, and after more than four hours managed to get things rolling. Setting up the gear inside an abandoned log house (complete with broken windows and heated by two 100-watt lamps and a soldering iron) W3PZK/8 was on the air from 6 P.M. to the end of the contest. By midnight there was 6 inches of snow, and more piling up rapidly, so Bal announced to the Washington gang that he was going to spend the night on the ridge in his car, rather than try to get out in the storm.

Skeds were arranged for the following morning, but the generator wouldn't start, and a state police search was set in motion by hams who feared the worst had happened to W3PZK/8. It hadn't, however; Bal finally got out in one piece and is now busily planning the expedition for next June's party. On the line for names of operators sharing the work, Bal's contest form shows "one unidentified field mouse, who, though of no help physically, was a tremendous moral support!"

There were many other stories of ice-covered hills, unheated towers, cold attic shacks and frozen rotators, but it was a fine contest even so. It takes more than a little wintry weather to slow down a v.h.f. enthusiast! Full story next month.

Here and There on the V.H.F. Bands

Six-meter news has been all too scarce in recent months. Even the anticipated midwinter sporadic-E season failed to produce many contacts, mostly because of too few fellows trying. W5SFW, W3OTC, and W6BWG are the only 6-meter men to report working E_s DX in December and January, and one night your conductor found the band obviously well open, but only W9QKM on there to provide a contact.

There was no lack of use in a few other countries, however. VK5JD reports that VK2, 3, 5, 6, 7 and 9 and ZL1, 2, 3, 4 and VR2 were worked from VK5 in their (summer) sporadic-E season that peaks in December and January. He has a report of a contact between VK3 and KG6, though details are lacking. Sporadic-E DX was running up to at least 82 Mc., as there was widespread intercity QRM in their mobile-service band between 72 and 82 Mc.

From Santiago, Chile, CE3QC reports that the 50-Mc. band obliged by opening up to Argentina on the first day of the 50-Mc. contest sponsored by the Radio Club of

W2SC Operation with Big Dish Delayed

In case you were looking for W2SC on 144.7 Mc. and didn't hear them in January, we report that the date for putting the station on the air was missed due to delays in the construction of the antenna system. As we go to press, operation is scheduled for mid-February. Watch W1AW and other Official Bulletin Stations for latest information.

Chile. Beginning at 1810 on the 19th, the band was open both east and north for more than two hours and CE3s CC PX QG RO ET RQ and QC made many contacts with LUs in Buenos Aires and Mar del Plata, and with CE1AH, all distances of more than 500 miles. The band was active again the following day, though with conditions inferior to those on the 19th. The next opening came on January 11th, to LU only.

In northeastern United States, the fellows who feel that the only good v.h.f. conditions come in the summer months missed some good bets in late January. The period from Jan. 23rd to 26th saw an almost continuous inversion prevailing along the Atlantic Seaboard and west to the Great Lakes. W8WXV, W8BFQ, W9WOK, W2ORI, W2UK and others who keep regular schedules found that 144-Mc. signals were far above normal for several evenings. W8WXV worked W1HDQ, about 500 miles, on the 25th, and W8BFQ's signal at the writer's location was as strong as at any time during the summer and fall inversion period in 1953. It is probable that this fortunate condition would have been missed entirely, had it not been for the regular skeds, however, as random operation seldom finds beams lined up in the right directions at the right times to bring such conditions to light. Few random contacts were made over more than the usual distances during this period, as

RECORDS

Two-Way Work

- 50 Mc.: CE1AH — J9AAO
10,500 Miles — October 17, 1947
- 144 Mc.: W6ZL — W5QNL
1400 Miles — June 10, 1951
- 220 Mc.: W5AXY, W5BDT — W5RCI
520 Miles — October 5, 1952
- 420 Mc.: W1RFU — W4TLM
410 Miles — July 26, 1953
- 1215 Mc.: G3QC/P — G8DD/P
100 Miles — July 26, 1953
- 2300 Mc.: W6IFE/6 — W6ET/6
150 Miles — October 5, 1947
- 3300 Mc.: W6IFE/6 — W6ET/6
150 Miles — October 5, 1947
- 5250 Mc.: W2LGF/2 — W7FQF/2
31 Miles — December 2, 1945
- 10,000 Mc.: W4HPJ/3 — W6IFE/3
7.65 Miles — July 11, 1947
- 21,000 Mc.: W1NVL/2 — W9SAD/2
300 Feet — May 18, 1946

most of the gang simply do not bother to look for signals beyond the local range at this season of the year!

When W4HHK, Collierville, Tenn., kept his 0630 sked with W2UK on the morning of January 25th, he got the surprise of his 2-meter life, for there was W2UK rolling in with a solid c.w. signal, instead of the customary isolated meteor pings. The signal was copied solidly for two minutes, and during a high percentage of the balance of W2UK's 5-minute transmission. No tropospheric DX in winter, did someone say?

Our picture story, "So-o-o Big!", in December *QST* created lots of interest, judging by the number of letters we receive asking for more details on the big 144-Mc. antennas described therein. Many people want to know, for instance, how W1VLH feeds his 32-element job. Mason's

array is composed of two 16-element arrays that are almost exact duplicates of the all-metal design shown in recent editions of the *Handbook*. They are joined at their centers by one-wavelength phasing lines of open-wire construction. These two lines are in turn joined and fed through an adjustable "Q" section, the main transmission line being 450-ohm open-wire line.

The 104-element colossus of W3QKI, shown in the same article, has been dismantled, but we haven't heard the last of its builder. Herb has now migrated to Sherman Oaks, Calif., where he is already hard at work on designs for bigger and better 2-meter beams. W3QKI/6 finds 2-meter operation in the Los Angeles area quite different from what he knew in the East. There is a phenomenal number of stations, but largely operating with ground planes and dipoles, or with mobile gear. They even use the upper part of the band, which is perhaps the strangest aspect of all for a 2-meter DX hound accustomed to the edge-crowding tactics of the high-power big-antenna operators of the East and Middle West.

Up to the early part of the winter there was no sign of the usual lull in 2-meter activity in the area around Wichita, Kansas, according to W0ZJB's V.H.F. Newsletter. (You "subscribe" to this newsy mimeograph by sending large-sized stamped self-addressed envelopes to W0ZJB, Box 1237, Wichita, Kan.) Vince says that a rash of 16-element beams, higher power and crystal-controlled converters has brought coverage up to a point where 200-mile stuff is no longer considered DX, but routine work, to be expected daily. Not a few newcomers to 144 Mc. have been picked up from the bulging 75-meter band, and these fellows are amazed to find that they can work 100 miles or more with good signals on 2 with a fraction of the power they burned up fighting the squeals on 75.

A big wind late in the fall put W7LEE, Parker, Arizona, out of business, bringing down his 48-element 2-meter beam, tower and all. Bob has repaired the damage and now has the big array securely mounted on a telegraph pole. His list of stations worked now includes 21 W6s and 6 W7s, the W6s all being worked over what would appear to be an almost impossible path.

The gatherings of VE3s and Western New York W2s held at Oakville Lodge, near Toronto, have become a well-established feature of life on the v.h.f. bands in this area. The most recent was held the night of January 15th, at which VE3DIR took over the 2-meter trophy from former holder VE3AIB. Les won the 6-meter award, however, so the spot on the mantle is still occupied. These trophies are awarded on the basis of showings in the annual V.H.F. SS Contest. A feature of the evening was an antenna talk by W2ORI, Lockport, N. Y., who was nominated for the job on the spur of the moment.

Two more TV enthusiasts: W3RMJ, Manheim, Pa., has a closed-circuit set-up operating with a Vidicon camera built into a 3 by 5 by 10-inch case. At present, he is using the sync from a local TV station, but a 5-tube sync generator providing interlaced 525-line 60-frame scanning and locking into the 60-cycle line frequency is under construction. An r.f. section for operation on 444 Mc. is also in the works. W3RLR, Baltimore, Md., has the equipment described in November *QST* just about completed and hopes to be on the air with an r.f. section before long.

Talk of 1215 Mc. comes from three sources this month. W4NDE, Oak Ridge, Tenn., writes that he and W4s SUI and SGI are making a winter project of preparations for that band. W3LZD, Dunmore, Pa., is trying to get on 1296 Mc. with a pair of 2C30s tripling from 432 Mc. W0TMJ, Odessa, Mo., is reported to be experimenting with 1200 Mc.

Results in the 420-Mc. antenna contest conducted January 8th by the U.H.F. Club of Jamaica, N. Y., probably did not contribute any startling new theories to be added to antenna literature, but the whole thing was more fun than anything the club has done in many a moon. Arrays entered included corner reflectors of 60 and 90 degrees, several Yagis of 5 to 10 elements, a bow-tie with plane reflector, a Quadrapole and a Lazy H, with W2s OKX OTA AOD ZPG DVK LMV QPQ and K2BBO as contestants. The 60-degree corner jobs by OKX and OTA showed up best, but these boys were judges of the affair, so were disqualified. The bow-tie yielded the highest field-strength/hours-of-labor result, being made largely of aluminum foil and cardboard.

Next club project: demonstration of the construction of a simple 420-Mc. receiver by W2OKX and W2ZPG. The

2-METER STANDINGS

Call			Call		
States	Areas	Miles	States	Areas	Miles
W1HDQ18	6 850	W6WSQ 3 3	1390
W1IZY16	6 750	W6BAZ 3 2	320
W1RFU15	7 1150	W6NLZ 2 2	237
W1MNF14	5 600	W6GCG 2 2	210
W1BCN14	5 580	W6QAC 2 2	200
W1DJK13	5 520	W6EXH 2 2	193
W1MMN10	5 520			
			W7LEE 3 2	240
W2UK23	7 1075	W7YZU 3 2	240
W2NLY22	7 1050	W7JU 2 2	140
W2ORI21	8 1000	W7JUO 2 2	140
W2AZL20	7 1050	W7RAP 2 1	165
W2QED19	7 1020			
W2PAU16	6 740	W8BFC24	8 775
W2AMJ14	5 550	W8WJC24	8 775
W2BLV14	5 450	W8WXV21	8 1200
W2QNZ14	5 400	W8WRN20	8 670
W2UTH13	7 880	W8DX19	7 675
W2SFK13	6 —	W8BAX19	7 655
W2AOC13	5 400	W8UKS18	7 720
W2DFV13	5 350	W8RMH18	7 690
W2CET13	5 405	W8RWW17	7 630
			W8EP17	—
W3QKI22	8 820	W8WSE16	7 830
W3RUE20	7 760			
W3NKM19	7 660	W9EHX23	7 725
W3KWL18	7 720	W9FVJ22	8 850
W3LNA16	7 720	W9EQC21	8 820
W3PPH16	7 —	W9BPV20	7 1000
W3GKP15	6 800	W9UCH20	7 750
W3IBH13	5 570	W9LF19	—
			W9WOK17	6 600
W4HHK23	7 850	W9ZHL17	6 —
W4AO21	7 950	W9MBI16	7 660
W4JFV18	7 830	W9KLR16	7 —
W4MKJ16	7 665	W9BOV15	6 —
W4OXC14	7 500	W9LEE14	6 780
W4JHC14	5 720	W9DDG14	6 700
W4IKZ13	5 720	W9FAN13	— 680
W4JFU13	5 720	W9UIA12	7 540
W4UMF13	5 600	W9GTA11	5 540
W4WCB9	4 650	W9JBF10	5 760
W4UDQ8	4 850	W9DSP10	4 700
W4TLA7	4 850			
			W0EMS24	8 1175
W5RCI20	7 925	W0GUD22	7 1065
W5JTI14	5 670	W0IHD19	7 725
W5QNL10	5 1400	W0NQJ17	6 1090
W5CVW10	5 1180	W0INI14	6 830
W5AJG10	4 1260	W0ZJB12	7 1097
W5MWW9	4 570	W0QAC12	5 725
W5ML9	3 700	W0WGW11	5 760
W5ABN9	3 780			
W5ERD8	3 570	VE3AIB20	8 890
W5VX7	4 —	VE3DIR17	7 790
W5VY7	3 1200	VE3BQN14	7 790
W5FEK7	2 580	VE3BFP12	6 715
W5ONS7	2 950	VE3AAG11	7 800
			VE1QY11	4 900
W8ZL 3 3	1400	VE3DER10	6 800
W6PJA 3 3	1390	VE2AOK 7 3	440

club has a number of young members who are coming up via the Novice route, and this sort of thing has done much to keep them from following the all-too-familiar commercial-gear approach ham radio. It is also building U.H.F. Club interest to an all-time high, both objectives of the highest order.

OES Notes

The big news from the OES group continues to be the work of W4HHK, Collierville, Tenn., in receiving the signals of W2UK, New Brunswick, N. J., over a 940-mile path on 144 Mc. Two morning and two evening schedules (Continued on page 184)



Operating News



F. E. HANDY, WIBDI, Communications Mgr.
R. L. WHITE, WIWPO, Asst. Comm. Mgr., C.W.
PHILLIP SIMMONS, WIZDP, Communications Asst.

GEORGE HART, WINJM, Natl. Emerg. Coördinator
ELLEN WHITE, WIYYM, Asst. Comm. Mgr., 'Phone
LILLIAN M. SALTER, WN1ZIE, Administrative Aide

The Novice Round-up. The "NR" this year was the biggest one yet. Apparently more and more WNs are appreciating that the ARRL Novice Round-up can be considered a device to bring them more contacts than they could otherwise make in 15 days in January. One can get fun and station coverage from it, whether caring about the scoring or not. Rules for sending a number that moves ahead *one* as each contact is made (and with the name of the section or state) seem about as simple as one can make it. But there were some answering CQ NR who seemingly could not break their "QTH-report formula" for any new kind of exchange. Would it help looking ahead to another January, if the rules made it optional to put down the signal report with city and state (from QTH) *in lieu of the standard exchange* when it is not forthcoming — to facilitate counting contacts with those WNs who early in the activity haven't learned what other numbers to send? Frank comments pro and con will be appreciated.

Teen-Age Nets. All who are currently getting copies of the new Net Directory (gratis from ARRL on radiogram or letter request) will note several new nets, operated *exclusively* by teen-age amateurs. The teen-age nets are a fine example of enthusiastic and well ordered teamwork in the traffic handling field. This is to credit their members, organizers and net managers. Some representatives of the individual nets and their frequencies: W1UTH, 7175 kc.; W2JOA, 3630 kc.; W2JML, 3825 kc.; W8LQZ, 3825 kc.; and W6SQY, 7297.5 kc.

Bob Meehan of W1UTH and a group of active Teen-Age Netters, in a recent visit to ARRL, reported on the popularity and objectives of their net operation. An aim where possible is full 7-day traffic coverage. The subject of possible tie-ins at section level with regular section nets was discussed, as well as an expanded program of net formations. Four purposes are set down by W1UTH as primary objectives in his net, the first known to us to operate as a TEEN-AGE NET: (1) Training in traffic handling. (2) Training in net procedure. (3) Advancement in code proficiency. (4) Building of fraternal radio relationships between teen-age amateurs.

ARRL is, of course, dedicated by rules set up by the Board to maintaining one single National Traffic System. Just as in emergency a "single strong facility" is desirable in AREC-RACES groups (and not competition between divided groups), we must work toward one single strong traffic facility. Just as some groups working to-

gether outside NTS have good tie-ins and national traffic distribution by having members that hold simultaneous membership in section nets, the teen-age nets reported above will no doubt continue to handle lots of traffic by such a device. As *every* new ham gets his General Class ticket we hope he will get into a net to suit his inclination; there's much to be learned in ordered operating dedicated to a purpose. There are high values of fraternalism as well as training, in working with accomplished disciplined operators. All this by way of explanation; our simple purpose here, a salute to the Teen-Age Nets.

Field Day Planning. Letters from club groups show many already looking forward in their plans to the June 19th-20th Field Day. On an *individual* basis, planning can be simplified to a review of and improvement of the equipment one now has. An advance workout is advisable of battery power and generators in home operating work, also the readying of new sets-with-handles and mobile gear that will permit you to contribute to your club's aggregate-mobile score this year or even give the club such a listing if it never had one! If any new parts are needed, right now is the time to get them.

For club groups more serious organizing is required. Improving antennas, equipment and operating efficiency will not "just happen" unless your club leaders profit from any previous experience. *Operational committees* still have some time to count noses and sign up operators, but meanwhile, last year's logs should be studied with care before making a tentative hour-by-hour operating schedule. The *location committee* must be one of the first activated, if a different location is for any reason desired. The *antenna and equipment committees* had better wait no longer; where there's work to be done responsibility for the modified gear or control set-up had better be fixed without delay if you wish to better your last year's records. The *commissary committee* has right up to H-hour to confer with members about their likes, and to correct overages or deficiencies after consulting last year's purchase records. Progress reports of club committees help to insure that everything isn't left until too late.

Now let's take a look at things that determine the values for the club and community and operator ability to get results in this coming ARRL FD. The Field Day should be much more than a contest or just an outing. More clubs (in these times) work *both* 'phone and c.w. In determining the transmitter class, separate Novice and v.h.f. set-ups now are receiving enthusiastic

recognition in many larger clubs as capable of making their own unique contribution of points. Certain clubs last year let the chips fall where they may as to simultaneous use in order to give these fellows a chance to see what they can produce. The more units operated, the larger the sum total of contacts and points that can be siphoned in; also the more operating experience for participants. This is all to the good unless you have some side bets with another club that requires the club to stay in the same transmitter class. More of the true *emergency exercise* and less of a contest set-up will also permit higher social values and some fun from the outing side of the Field Day. Speaking of the emergency exercise aspect, it's a good idea in *keeping prepared* to test emergency equipment at stated intervals wherever it can't be employed regularly; for example, the gasoline-powered back-up for WIAW gets tested twice a month whether otherwise required or not. Clubs and their individual members can profit greatly in the meetings between now and June by making such items as the following subjects for blackboard talks or demonstrations: (1) Field Day, emergency and good operating procedures including message handling; (2) standardized equipment-plugs and control circuits; (3) antenna and location plans; (4) packaging equipment units for rapid set up and disassembly. The matter of the FD is mentioned this early so operators can not only plan equipment betterment but also can give the equipment and operators needing experience a check-out in general operating, in CD Parties, etc., between now and the FD. FD rules have been distributed to all affiliated clubs; these will appear in full in June *QST*. FD log forms will become available on request in May.

On More Listening, Fewer CQs. A new operator slogan is suggested by W3CVE: LISTEN AND CALL MORE, CQ LESS. He writes, "For four months my only CQs have been *directional* and I have had all the QSOs I want. . . . Too many general CQs show bad taste. Old timers, remember how T.O.M. raved about those lids who would CQ continually for hours on end? If an operator listens more he will be able to pick his man and work with a purpose! Whether VFO or xtal, an operator who establishes himself on *one channel* for most of his work also will be surprised on how many calls he will get from stations that answer after a QSO or after short calls.


DX Test Dates. For those who come somewhat late to the DX fray, there's the second 'phone week end of the ARRL DX Competition coming up March 12th-14th, and likewise a second c.w. portion of this operation scheduled for March 26th-28th. If you had some success with DX in February here's a chance to extend your luck; if not, it's a fresh opportunity to grab off the countries that will be represented. Best luck and DX. Don't forget to mail in your results, large or small, as soon as each contest section is over; even postcards confirming individual contacts or exchanges are welcome.

— F. E. H.

Voice Procedure Tips:

SIGNING PORTABLE

Many amateurs operating *portable* for the first time are unaware of the particular method of identification required by FCC for 'phone operation. While the slant bar and



area numeral suffice for telegraphy, an announcement, the geographical location must be given after the station call for correct portable voice indication. Example: W7ABC, *this is* (or *from*) W6ABC portable at Fresno, California.

CODE-PROFICIENCY PROGRAM

Twice each month special transmissions are made to enable you to qualify for the ARRL Code Proficiency Certificate. The next qualifying run from WIAW will be made on March 12th at 2130 EST. Identical tests will be sent simultaneously by automatic transmitters on 1885, 3555, 7125, 14,100, 21,020, 52,000 and 145,600 kc. The next qualifying run from W6WFP only will be transmitted on March 7th at 2100 PST on 3590 and 7138 kc.

Any person may apply; neither ARRL membership nor an amateur license is required. Send copies of *all* qualifying runs to ARRL for grading, stating the call of the station you copied. If you qualify at one of the six speeds transmitted, 10 through 35 w.p.m., you will receive a certificate. If your initial qualification is for a speed below 35 w.p.m., you may try later for endorsement stickers.

Code-practice transmissions are made from WIAW each evening at 2130 EST. References to texts used on several of the transmissions are given below. These make it possible to check your copy. For practice purposes, the order of words in each line of *QST* text is reversed during certain of the slow-speed transmissions. To get sending practice, hook up your own key and buzzer and attempt to send with WIAW.

Date Subject of Practice Text from January *QST*

- Mar. 2nd: *Getting the Most Out of Your Receiver*, p. 32
- Mar. 4th: *A Basic Tool Kit for the Novice*, p. 40
- Mar. 8th: *Three-Control Six-Band 813 Transmitter*, p. 11
- Mar. 11th: *Standing Waves and TVI*, p. 44
- Mar. 15th: *A Compact Beam for 40 and 20 Meters*, p. 17
- Mar. 17th: *The A.M. Equivalent of Single Sideband*, p. 19
- Mar. 23rd: *September V.H.F. Party Results*, p. 49
- Mar. 26th: *An Unusual 76-Meter Mobile Antenna*, p. 23
- Mar. 30th: *A Transistor Self-Powered C.W. Monitor*, p. 28

A.R.R.L. ACTIVITIES CALENDAR

- Mar. 7th: CP Qualifying Run — W6OWP
- Mar. 12th: CP Qualifying Run — WIAW
- Mar. 12th-14th: DX Competition ('phone)
- Mar. 26th-28th: DX Competition (c.w.)
- Apr. 2nd: CP Qualifying Run — W6OWP
- Apr. 10th-11th: CD QSO Party (c.w.)
- Apr. 12th: CP Qualifying Run — WIAW
- Apr. 17th-18th: CD QSO Party ('phone)
- May 1st: CP Qualifying Run — W6OWP
- May 11th: CP Qualifying Run — WIAW
- June 5th-6th: V.H.F. QSO Party
- June 6th: CP Qualifying Run — W6OWP
- June 16th: CP Qualifying Run — WIAW
- June 19th-20th: ARRL Field Day
- July 2nd: CP Qualifying Run — W6OWP
- July 15th: CP Qualifying Run — WIAW
- July 17th-18th: CD QSO Party (c.w.)
- July 24th-25th: CD QSO Party ('phone)

With the AREC



We have recently spent some time poring over the reports of the 1953 Simulated Emergency Test, held last October. Participation was down approximately 18% from last year, based on the number of reports received. With fewer reports, naturally other statistics similarly showed a decline. Detailed figures will be included in the SET write-up, which we hope to have in April *QST*, but a few generalizations here are in order.

A good many AREC groups took advantage of the broadening of the SET participation time and held their tests at times which would coincide with civil defense tests or drills. Thus, the civil defense participation was high; just slightly less than 50% of participating groups conducted their operation partly or entirely on RACES frequencies. Over 2500 amateurs are known to have participated in the SET.

Still, the decline from previous years is disturbing. What's the cause of it? Several possible reasons suggest themselves, but we think primarily it narrows down to two: (1) we didn't send out last-minute "reminder" cards this year, so many ECs whose groups participated did not submit formal reports; (2) the enthusiasm for civil defense, generated to a fever pitch shortly after the RACES frequencies were earmarked, is gradually dying down due to delays in vigorous implementation of this service. The first reason would indicate that participation did not fall off as much as the figures show, if at all. But the second is something we ought to try to do something about, if we can. Actually, civil defense inertia is something that is being felt elsewhere than just in communications. After the initial scare, it seems we have become used to the possibility of attack, have developed a tolerance to it and have become indolent.

Perhaps this is part of the communist plan; we don't know. But whether it is or is not, we amateurs who operate every day and who are organized to perform a service ought to continue to offer that service and urge that it be used, and thereby add our strength to the civil defense effort. Not only is this the least we can do for the good of our country, but it is what we *must* do for our *own* good.

There have been several instances of unidentified carriers in the amateur bands which have been traced to civil defense amateur installations put into operation, either inadvertently or otherwise, by unauthorized personnel. The licensee of the station, we remind you, is responsible for any violations of FCC regulations in the station's operation, regardless of who actually operates it. Amateur stations located in c.d. control centers or other installations should be made inaccessible to other than authorized operating personnel; if this is not feasible, then the equipment should be rendered incapable of operation except by authorized operators. This could be accomplished by removal of crystals, tubes (the oscillator tube alone, for example) or fuses.

During the month of October, 1953, many forest fires began to break out throughout the state of West Virginia. The Conservation Commission once again called upon ama-

teur radio facilities, and under the direct guidance of W8PNN, Amateur Radio Coördinator for the West Virginia State Conservation Commission, facilities were organized on October 22nd. The main control station was that of EC W8CLX, operated by remote control from the Conservation Commission offices in Charleston. This formed a direct link between the main offices of the commission and their many areas of the state. Different areas were represented by many of the same amateur stations who operated so effectively a year ago under similar circumstances (see Feb., 1953, *QST*, p. 70). The frequency used was 3890 kc. Field stations included W8VPO, W8KEG/8 and W8BPI/8. Assisting principally as operators at W8CLX were W8BPI, W8DEX, W8RFD and W8ZJS. The following is a list of other amateur operators known to have assisted in the operation: W8s AEN AHF ALZ AQP AUG BAE BNL BSD BVZ BWD CCF CCX CTO DAR DDL DFC DGK DIP DIT DPF EDC EYJ EKB EKF EMQ EOJ EPZ ESZ ETF EVR EZR FBY FGL FPU FPT FRV FUM FVM FYD GGC GCZ GEP GEC GIO GQH GSW GTQ GUL HFC HLF HMC HOP HRN HRQ HRX HUP HWZ HZA HZH HZU IAJ IJH IRN JBH JDE JDF JNS JPV JRN JSD JSO JTB JZO KWB KBT KCN KHG KTH KUR KVR KXD KXO KWP LBT LPLCSY LYV MAD MAL/8 MIS MLR MYT NAY NBG NOV NYH OFO OHJ ORC ORD ORT PHY PRC PTM QHG RED RHZ SEK SGH SHU SPY TIS UAM UCA UDJ UDU UGK UPO UPW UYR VCA VDJ VDR VF WDJ WGX WHR WSD WSV WVF YAM YDJ YMN YOW YPN YPR YUS ZOJ, K8NAI, W3s FRV LSU SEK UAM, W4s AKY GRO JPV JZC MAD NOV OOS/8 PTM SBI UBC, W5s VAE VAJ and W9NAI. The Conservation Commission relaxed its vigilance on November 11th, since precipitation had been sufficient to lessen the danger. Amateur radio facilities remained on the alert for a short while thereafter. Carl Johnson, director of the West Virginia State Conservation Commission, used the press, radio stations and amateur networks to personally commend the amateurs for their participation. — *W3YPR, SEC W. Va.*

That sleet storm in Minnesota (see p. 58, Feb. *QST*) had things pretty well messed up in South Dakota, too, according to reports from SEC W8GCP, PAM W8NJQ and SCM W8RRN. On Nov. 20th, amateur radio was partially responsible for issuance of South Dakota Drivers' Permits on schedule. W8GCP was asked by a printer in Stickney to contact a printing concern in St. Paul, since wires were down. W8JDO was contacted and made the necessary liaison between the two printing concerns which permitted South Dakota to end on schedule its distinction of being the only state not to require drivers' licenses. In Brookings, amateurs were instrumental in effecting communications between the Brookings Municipal Power Plant and Ottertail Power Company which resulted in many areas being supplied electric current which otherwise would not have had it. Active in this undertaking were W8s FBD MZJ GNS BON OQQ EOX KJN DJT HVY NEO RBS ORJ LUP HPN ELC BNA FKE, K8WAD, W9s ACQ and WAM. W8RRN tells us that the telephone company suffered extensive damage to the tune of about 700 broken poles and about 11,000 wire breaks in a 50-by-50 mile area.

The town of Sibley, Iowa, had no wire service, either telephone or telegraph, from Dec. 3rd to Dec. 6th as a result of a sleet storm. W8FYC was the sole contact with the outside world during most of that time. His first message was for the Bell Telephone Co. to their office in Sioux City, advising them that Sibley was isolated. W8AZR handled this one. The second was a message from a doctor in Sibley to another doctor in Sioux City, handled by W8CGF, but most of the traffic was for the Rock Island Railroad. W8FGC, another Sibley amateur, assisted in contacting Sioux Falls, S. Dak., by informing W8NJQ at Brookings of the need for



A few of the principals in the Vicksburg tornado got together for this group photo after the excitement was over. Sitting, l. to r., W5s KUT RLP ART QYZ LN WMR; standing, l. to r., W5VMB and W5SQ.

such a contact. W0NJQ telephoned W0PHR, who was on the air within a few minutes. The information thus passed along was then filtered down by telephone to points of action. Additional stations assisting in these operations included W6s CZ IYW CSP KJN HNE BLZ and TTT. W0FYC heard other Iowa stations handling emergency traffic, but did not record their calls.

— * * * —

On Saturday, Dec. 5th, at 1730 CST, a howling tornado roared into the middle of Vicksburg, Miss., at that time crowded with Christmas shoppers. For fifteen minutes the tornado spread death and destruction through the heart of the city. Within twenty minutes the first amateur stations got on the air, to find lights, gas and water off and communications disrupted. In two and a half hours many amateurs were on, serving as the backbone of the communications system. W5ART was in constant contact with city officials, calling for firefighting equipment, plasma, lighting equipment and other necessities from surrounding towns. In Vicksburg alone, amateurs spent over 250 man-hours on the air, handled over 1000 emergency messages. Participating stations were W5s ART LN QYZ MRW SQU VMB and KUT. W4ODR, the Naval Air Station at Millington, Tenn., was on for 50 hours and handled 300 messages; operators were K2BAS and W5URJ. Also participating were W5s NG ZLR WZZ PFC VQE TDO VKV IMT IVO BGU CQJ IVS EYR RIM ITL JHS OTD CEW KHB and many others. Across in Tennessee, W4AGC predicted the tornado (see p. 39, Nov., 1953, QST) and had the c.w. net alerted hours before the storm hit Vicksburg. Tennessee amateurs who assisted in tornado operations were W4s RRV RLD OEZ IWV PFP YNK SUH FK RHO VUA CV and NJE. W4RO and W4SCF drove from Memphis to Clarksdale, but no communication was needed. On the way back, they assisted in calling via W5s LN GG and LVG state police aid to a very serious highway accident.

The above information comes from Miss. SCM W5OTD, Tenn. SCM W4CXY and Tenn. SEC W4NJE.

— * * * —

An emergency call from K5WAS and K5FAL at Fort Bliss and Biggs AFB was received about 1600, Dec. 11th, requesting assistance from the El Paso Ten Meter Emergency Net in locating a B-36 plane crash on the west side of Mount Franklin. Within 15 minutes, units from the net were on the scene relaying information back to Biggs Air Force Base. W5QEZ/M, with W5BFU, operated as close to the scene of the crash as possible. W5SGA/M, also operating close to the crash, was relaying information to Biggs via K5WAS at Fort Bliss who maintained telephone contact with the air base. W0HTY climbed Mount Franklin with a pack rig and gave spot information to W5RZB at the base of the mountain, where it was relayed to Biggs. W5WNT arrived at the scene shortly after W5SGA, and immediately went into action relaying information to Biggs. W4KMZ/M relayed Air Force orders and information through W5FSH to Fort Bliss and Biggs AFB. W4KMZ was later relieved by W5BQU, who was operating mobile on the top of Scenic Drive, controlling operations and relaying information from stations close to the scene to Biggs Field. W1KUX/M was operating near Crazy Cat Canyon helping the Air Force coordinate their operations, requesting supplies and equipment. When darkness set in, he helped the Air Force position their searchlights to illuminate the crash area. W5KBP was active relaying information to Biggs AFB and Fort Bliss, also relaying telephone calls to the families of rescue personnel. W5UBN took over as NCS from his home station late in the evening, relieving W5BQU/M. W5QVJ assisted at W5UBN. The Emergency Net operators were deputized and aided in controlling traffic where needed, along with their other activities. Photographers and newsmen were also aided by the net in this operation. The net was in operation continuously for more than nine hours, and is proud of this, its first real disaster operation.

— W6BQU, Net Control and W1KUX, Asst. NCS

— * * * —

November SEC reports were received from the SECs of Montana, West Va., New Mexico, East Bay, Los Angeles, Nevada, Western N. Y., Eastern Fla., Wisconsin, Tennessee, Santa Clara Valley and South Dakota. Montana is a new one, and makes the total for the year twenty-five sections, out of a possible 73. November reports represented 2700 AREC members, out of a possible 30,000 or so.



Governor Val Peterson, head of Federal Civil Defense, during a recent visit to Puerto Rico, gave a speech at the University in which he considered "communications as one of the most important things when emergency strikes." Later, he visited the amateur radio set-up at the civil defense Control Center in Gurabo during an emergency drill. Shown in the photo are Gov. Peterson (with headphones) and KP4RK. Standing are KP4PW and KP4DV.

DX CENTURY CLUB AWARDS

HONOR ROLL

W8HGW.....253	W6ENV.....245	W3JTC.....242
W1FH.....252	W2BXA.....244	W3KT.....241
W3BES.....250	W3GHD.....243	LU6DJX.....241
G2PL.....250	W6AM.....243	PA6UN.....241
W6VFR.....246	G6ZO.....243	W6SN.....240
W0YXO.....246		G6RH.....240

RADIOTELEPHONE

PY2CK.....231	ZS6BW.....210	SM5KP.....205
W1FH.....224	W1JXC.....209	W1MCW.....204
VQ4ERR.....220	WINWO.....209	W2APU.....202
XE1AC.....215	W8HGW.....205	W9RBL.....200

From December 15, 1953, to January 15, 1954, DXCC certificates and endorsements based on postwar contacts with 100-or-more countries have been issued by the ARRL Communications Department to the amateurs listed below.

NEW MEMBERS

W2HUQ.....231	F9RO.....107	I1ATO.....102
VE2WW.....168	F9JZ.....106	OH2ZE.....102
F9RM.....144	W5LCL.....105	W3PA.....101
W8ZWX.....116	ON4TQ.....105	W6TMP.....101
W7KWO.....111	OH3RA.....104	W6IOP.....101
F3CT.....110	W5JSP.....104	W2JUI.....100
H2LAB.....109	E4SCK.....102	W3EQK.....100

RADIOTELEPHONE

F8LE.....107	W3CGS.....102	W3DWA.....101
	OH5NW.....102	

ENDORSEMENTS

DL7AA.....210	I1CJW.....142	SM7AKG.....122
W1HA.....190	HB9AO.....140	W1FTJ.....120
CM9AA.....176	KV4BB.....140	W9JIP.....120
W7GBW.....170	W9FDX.....135	W9FNN.....120
OK1MB.....151	W2ESQ.....130	DL3RF.....120
PA0RC.....151	W3AXT.....130	W2POM.....118
PY2AJ.....151	G3EMD.....130	W8HRC.....111
PY1ADA.....150	VE2WA.....123	W2RSH.....110
PY4RJ.....147		W7CSW.....110

RADIOTELEPHONE

W1LMB.....171	PY4VX.....140	CO2BL.....125
ON4PJ.....152	KH6OR.....134	KV4BB.....122
CN8MM.....150	W9FDX.....129	PY2CB.....121
PY4RJ.....147		W3UIP.....110

MEET THE SCMs

Harold L. Lucero, W6JDN, SCM of Sacramento Valley, received his first license in 1923 after a three-year interest in amateur radio.

SCM Lucero is active as Official Relay Station, Official 'Phone Station, 'Phone Activities Manager, Emergency Coordinator, and is a member of the Mt. Shasta Amateur Radio Club. He holds several Public Service certifications for his noteworthy work in various storm and flood emergencies and is the possessor of Rag Chewers' Club, Code Proficiency, and Old Timers' Club certificates.

W6JDN's rig, located in the basement, consists of a 32V-2 and a home-built job which runs 400 watts to an 813 from 10 to 80 meters, 'phone and c.w. The receiver is



a 75A-3 and antennas are doublets for each band. W6JDN also is equipped for 75-meter mobile operation.

Harold enjoys bird raising, and has another rather unusual but very satisfying hobby — raising other people's children. During the past twenty years he and his XYL have given a home to sixteen children who otherwise would have been neglected; at the present time four youngsters are being given "their chance in life."

Harold's favorite sports are boxing and football and he actively participates in fishing, hunting, and skiing. The latter is a "must" during the winter in his capacity as a line foreman for the California Oregon Power Company.

CQ YL! CQ OMI!

YLs, OMs, stop look and listen! The 1954 YL-OM Contest is to be held this month. Full information in "YL News and Views" this issue.

NATIONAL CALLING AND EMERGENCY FREQUENCIES

C. W.		'PHONE	
3550 kc.	14,050 kc.	3875 kc.	14,225 kc.
7100 kc.	21,050 kc.	7250 kc.	21,400 kc.
	28,100 kc.		29,640 kc.

During periods of communications emergency these channels will be monitored for emergency traffic. At other times, these frequencies can be used as general calling frequencies to expedite general traffic movement between amateur stations. Emergency traffic has precedence. After contact has been made the frequency should be vacated immediately to accommodate other callers.

The following are the National Calling and Emergency Frequencies for Canada: c.w. — 3535, 7050, 14,060; 'phone — 3765, 14,160, 28,250 kc.

NATIONAL RTTY CALLING AND WORKING FREQUENCY

3620 kc.

TRAFFIC TOPICS

The old saw that nothing succeeds like success is a good one, and it is certainly true of traffic nets. A net with a manager who is popular, energetic, and has organizational talents will find traffic amateurs beating a path to its frequency. If that leader is not also wise enough to dedicate his net to a specific purpose, and tactful enough to stick to that purpose without offending anyone, he will soon find it spreading, sprawling, becoming as much as or more of a social net than a traffic net — and although by dint of long, patient hours and hard work much traffic might be handled, the net will be a giant, slobering colossus, good-naturedly accepting whatever and whoever comes along with whatever traffic they have on a "we'll-clear-it-somehow" basis.

Fraternalism is decidedly a factor to deal with in our traffic organization, but we think that its place is secondary to the rendition of a systematic service. No fraternalism is so strong as that engendered by a group of operators who are proud of themselves and proud of each other. There is danger of overdoing it, as experience has indicated, but perhaps the fraternal aspect could receive a bit more implementation in some of our more straight-laced traffic networks. How should we do it? We hate to sacrifice net operating time to such a purpose, but perhaps we're more stick-in-the-mud-ish than most. Our ideas would run along lines of a week-end rag-chew get-together on the net frequency, or more frequent net bulletin publication containing personal items; in other words, something outside and entirely separate from the actual net function. Some nets find it possible to have get-togethers in person once or twice a year — picnics, dinners, or even hamfests.

Even net-frequency rag chews are all right before or after QND, and such pleasantries as "good evening" and use of an occasional nickname or facetious remark (if traffic is not heavy) help give a slightly informal flavor to what could be a very formal business. But we still stick with the principle that time is of the essence; when traffic is heavy and there is work to be done we should get on with it and be ready to drop all informality if it will speed up the handling of traffic. Or are we being stuffy?

Apologies. The Early Bird Transcontinental Net reported 902 messages handled in November, an average of 30 per day with more than 40 stations participating. Somehow, we overlooked this in February QST.

TCPN reports 67 stations handling 3206 messages in December. The North Texas-Oklahoma Traffic Net handled 518 messages in December, with 890 stations reporting in.

National Traffic System. To adapt a phrase from Mark Twain, a lot of traffic men are complaining about conditions, but few of them are doing anything about them. The adaptation is necessary because some of the NTS nets are doing something about them. Some of the section nets have moved their early-evening nets earlier in order to get the traffic handled before rigor mortis of the ether sets in; and some of them are holding their "late" nets early in the morning, finding 2200 impracticable under present conditions. Some of the regional nets also have altered schedules.

All this, of course, comes under the heading of taking liberties with the NTS structure, and many operators think that the Great White Father in Hartford frowns on this. But it ain't necessarily so. If you can't get through, there is sense to operating at a time when you can get through — as a temporary expedient, with the intention to return to normal schedule if or when we get "normal" conditions back again. Just don't forget that a section net is a section net, a regional net is a regional net, etc., and don't get too far off the beaten track or you'll get lost. As a temporary expedient, we visualize the possibility of a schedule like this being set up: Section net meets first at 1830; regional net meets at 1915; area net meets at 2030; "late" regional net meets at 0700 (or earlier, if possible) next morning; "late" section net meets at 0730 (or also earlier if time of "late" regional net makes this practical). Either something like that, or keep right on struggling with conditions.

The area net, of course, will continue to have a rough time of it at 2030, but since distances to be covered are generally greater its difficulties are not so acute.

One plea for caution: Let's not allow any such temporary changes to ball up our system. And let's get back to the regular schedules as soon as we can.

December reports:

Net	Ses- sions	Traf- fic Rate	Aver- age	Most Consistent
1RN.....	20	278	.15	13.9 W. Mass.
3RN.....	16	115		7.2 E. Pa.
2RN.....	46	228		5 NJN
4RN.....	48	530		11 S. C., E. Fla.
RN5 (Nov.)..	24	165		7
RN6.....	47	764		16 BAN
8RN.....	19	120		6.3 Ohio
9RN (TLJ)...	28	3739	.84	133.5 Ind., Ky.
TEN.....	43	2635		61.2 Nebr.
TRN.....	48	138	.40	2.1 OSN
EAN.....	24	877		36.5 1RN,4RN,8RN
CAN.....	20*	885		44.2
PAN.....	23	1717		74.6 All
LSN (Los. A.)	27	204		7.6
Minn. Phone..	46	258		5.6
QIN (Ind.)... 40**	1031	.54	25.7	
QKS (Kans.)..	23	169		7.3
NYC-LI.....	18	90		5
WVN (W.Va.)	22	129	.21	5.8
WSN (Wash.)..	23	357		15.5
Minn. C.W....	26	118		4.5
TLCN (Ia.)... 23	541		23.5	
Total.....	607	14,833	.84	23.5
Record.....	678	14,833	.84	28.6

* Out of 22 sessions scheduled.

** Out of 50 sessions scheduled.

What does "rate" mean? That's the rate at which traffic was handled during that session in the month when the greatest amount of traffic was handled — calculated on a "messages per minute" basis. For standards in counting net traffic handled, see March, 1953. *QST*, page 68. To report "rate" we need to know how much traffic was handled in the "high traffic" session, and how long it lasted.

W4KAC has returned to active managership of 4RN; thanks to W4ANK for keeping the ball rolling during Joe's absence. W6IPW says it's time we made another change of managers on RN6. VE3BUR reports better participation by VE1 in TRN — but still all by one man. VE1OM, VE2DR and W8FYO have been awarded EAN certificates; they're not easy to get. W9JUJ would like to see a "separate" 9RN started; W4OGG has received a CAN certificate. W7NH says that all in PAN deserve a lot of credit for their patience and perseverance through the worst conditions possible.

W1TBS and W6WOC are the latest additions to the TCC roster. The Assistant TCC Managers have been designated "Area TCC Directors"; they are, for EAN, CAN and PAN respectively, W8UPB, W9JUJ and W6JZ. TCC vacancies? Yes, there still are some — if you hurry.

W1AW OPERATING NOTE

A detailed schedule of W1AW operations appeared on page 59 of February *QST*. See that issue for full information on when and where to contact ARRL Headquarters Station.

SUPPLEMENT TO NET DIRECTORY

The following list of nets will supplement and correct the listings on page 70, November *QST*, and page 67, January *QST*. Please inform us promptly of any errors or omissions so that they can be included in the final May *QST* installment. A copy of the cross-indexed Net Directory is available to anyone on request.

An asterisk (*) indicates correction from previous listing in November or January *QST*. This listing brings the record up to date as far as January 21, 1954. Any registrations received after this date will appear in the May *QST* listing.

Name of Net	Freq.	Time	Days
American Legion Amateur Radio Net (Cal.)*	3975	1900 PST	Daily
Azalea Emergency Net (Ala.)	29,680	2100 CST	Sun.
Bay Area Net (Cal.)	3635	2015 PST	Mon.-Fri.
Black Hawk Co. Emerg. Net (Ia.)	29,600	1400 CST	Sun.
Bloomfield Communications Group (N. J.)*	29,520	1100 EST	Sun.
	145,320		

Broadcast Operators Net	7090	1100 EST	Sun.
Central Teen-Age Net	3510	1830 EST	Daily
Colo. Emerg. Phone Net	3890	0830 MST	Sun.
The Corn Crackers Net (Ky.)	3945	1700 MST	Tue., Thu.
Early Bird Trans-continental Net*	3845	0800 EST	Daily
Eastern Pa. CD Net	3915	0830 EST	Sun.
Eastern Shuttle Net	7120	1030 EST	Daily
Egyptian-St. Louis Net	7005	1000 CST	Sun.
FISH Net (Cal.)	29,640	0800 CST	Daily
Forest Hill Amateur Radio Club (Ont.)	3925	1900 PST	Daily
	3735	1900 EST	Sun., Mon., Wed., Fri., Sat.
Golden Empire Emerg. Net (Cal.)	1920	2000 PST	Mon.
Goose River Net (N. Dak.)	1980	0900 CST	Sun.
Grand Rapids Emerg. Net	28,620	2030 EST	Mon.
Green Mountain Net (Vt.)	3860	1200 EST	Mon.-Fri.
Hobo Net	3570	1915 PST	Daily
Indiana Phone Net*	3910	1800 CST	Mon.-Fri.
		0900 CST	Daily
Interstate Phone Net	3980	1500 EST	Mon.-Sat.
Iowa Tall Corn Net*	3560	1830 CST	Mon.-Fri.
Jefferson Parish Civil Defense Net (La.)	29,100	1900 CST	Wed.
Kent Emerg. Group (Mich.)	146,160	2000 EST	Mon.
Ky. Phone Net	3945	1930 EST	Mon.-Fri.
McGoon Twin Sixteen Non-Traffic Net (Cal.)	3885	1600 PST	Daily
Memphis Ten Meter Mobile Emerg. Net*	29,627	1900 CST	Mon., Fri.
Mesabi Range Net (Minn.)	1895	1900 CST	Mon., Fri.
Midwest College Net	3895	1000 EST	Sat.
Nassau Co. 10 Meter Net (N. Y.)	28,680	2000 EST	Thu.
	28,720		
Night Owl Net (N. J.)	29,000	2300 EST	Sat.
No. Dak. CW Net	3690	1830 CST	Mon., Wed., Fri.
No. Dak. Phone Net	3845	1800 CST	Mon.-Fri.
N. J. Mobile Radio Club	29,532	1930 EST	2/4 Mon.
Ontario Forty Meter Net	7160	1930 EST	Daily
Oswego Co. CD Net (N. Y.)	145,000	2130 EST	Sat.
Oswego Co. Emerg. Phone & Traffic Net (N. Y.)	3965	1000 EST	Sun.
Ottawa Six Meter Emerg. Net	50,400	2100 EST	Tue.
Oxford Co. (Me.) Communications System	29,500	2000 EST	Daily
		0645 EST	Mon.-Sat.
Ozark Net (Ark.)	3695	1900 CST	Mon.-Fri.
Par-Troy Emerg. Net (N. J.)	146,880	2000 EST	1st Wed.
Province of Quebec Net*	3670	1915 EST	Daily
Queen City Emerg. Net (Ohio)	29,600	2000 EST	Mon.
R. I. CD Emerg. Net	3993	2000 EST	Sun.
San Francisco Section Net	145,350	1000 PST	Mon.
Seventh Regional Net	3575	1945 PST	Mon.-Sat.
		2130 PST	
Show-Me Net (Mo.)	7162	1600 CST	Sun.
Teen-Age Net	7175	1245 EST	Sat.
Teen Age Phone Net	3825	1000 EST	Sat.
Third Regional Net*	3590	1830 EST	Mon.-Fri.
		1945 EST	
Toronto Ten Meter Net	28,250	0930 EST	Sun.
Trunk Line I	3690	2030 MST	Mon.-Fri.
Twin City Emerg. Net (Ill.)	29,640	2100 CST	Tue., Thu.

(Continued on following page)

U.P. Emerg. Net (Mich.)	3930	1000 EST	Sun.
U. S. Coast Guard	3865	2215 CST	1/3 Thu.
Auxiliary Net (2nd Dist.)			
Va. Overflow Net*	1820	1900 EST	Mon.-Fri.
West Va. Phone Net	3890	1830 EST	Mon.-Fri.
Western Pa. Emerg. Net	29,425	2130 EST	Wed.
Whiteside VHF Radio Net (Ill.)	145,206	1100 EST	Sat.
Wyo. Pony Express Net	3920	0900 MST	Sun.
YLRL Net	3610	2000 CST	Thu.
	3900	1500 PST	Mon.
		0930 EST	Wed.
		0800 EST	Wed.
		0700 EST	Wed.
	3915	0900 PST	Wed.
	7034	1330 PST	Tue.
	14,240	1100 PST	Thu.

FILM LIBRARY ADDITIONS

Two more additions to the ARRL Training-Aids Library are now available to affiliated clubs, on appropriate advance booking. The new films are "Ohm's Law" (F-29), 19 minutes, and "Principles of Gas-Filled Tubes" (F-30), 15 minutes. The former film is ideally suited for any beginner's theory training while F-30 will be of special interest to the amateur possessing an understanding of vacuum-tube principles and terminology. Affiliated-club officers are invited to request an up-to-date listing of other training aids available.

BRIEF

In the 1953 Field Day results (Dec. QST), W0BJT/0, the Northwest St. Louis Amateur Radio Club, should have been listed in Class 1A rather than Class 5A in the score tabulations. Likewise, W3EDU/3, operated by the York Amateur Radio Club, should have appeared in Class 1A instead of 2A. Sorry, fellows!

BRASS POUNDERS LEAGUE

Winners of BPL Certificates for December traffic:

Call	Orig.	Recd.	Rel.	Del.	Total	Call	Orig.	Recd.	Rel.	Del.	Total
KG6FAA	1019	8153	7819	334	17,325	W5NG	46	320	310	35	711
W0HKE	984	6838	7760	62	15,644	W6SWP	16	350	306	30	702
W2BTB	101	8421	2931	229	11,682	W2CQB	16	334	322	26	698
W3CUL	761	5331	3678	1622	11,392	W3BFF	9	339	324	15	687
KA7LJ	2318	3843	3558	285	10,004	W6WGO	609	35	31	4	679
W6IAB	102	4546	3226	1320	9194	W6LPW	11	338	310	15	674
W6KYY	184	2533	692	1251	4660	W0QXO	19	328	228	98	673
W9JUJ	42	2239	2020	134	4435	W6HLZ	12	328	314	14	668
W4PJU	21	1742	1401	341	3505	W4UHA	9	214	424	8	655
K4WAR	2309	587	468	121	3485	W6QJH	12	321	301	20	654
W2ZOL	39	2143	902	44	3128	W4PZT	3	316	297	19	635
W5MN	63	1540	925	598	3126	W1SJO	3	311	263	36	613
W4YIP	50	1525	1355	169	3099	W6IZG	24	282	254	50	610
KG6FAD	502	1253	1202	51	3008	W1RNA	27	300	278	4	609
W0SCA	6	1374	1331	12	2723	W0BLI	18	298	250	43	609
W4USA	253	1097	980	113	2443	W2IVU	60	282	192	71	605
W0BDR	17	1175	1161	4	2357	W2KEB	18	276	231	45	570
W4PL	15	1149	931	183	2278	W0GAR	22	254	269	7	552
KA7RC	214	1012	962	50	2238	W9JBQ	36	268	221	22	547
KH6AJF	535	845	779	45	2204	W8NUL	15	255	269	4	543
W1CRW	219	981	939	38	2177	W7FRU	2	268	221	47	538
KA3AC	554	732	450	282	2018	W0HFFY	14	259	241	22	536
KA7SL	1550	190	25	165	1930	K5FFB	34	233	238	28	533
KH6FAA	107	931	768	106	1912	VO6U	123	204	34	170	531
W9VBZ	262	820	601	219	1902	K2BSD	32	247	216	31	526
W7BA	19	916	888	25	1848	W1TY	3	271	138	106	518
K7FAE	28	778	707	99	1612	W5UVC	11	241	236	16	504
W8ZGT	184	724	608	15	1531	W1UKR	12	245	206	40	503
W4OGG	16	738	672	57	1483						
W3WIQ	23	714	706	36	1479						
W3CVE	315	151	967	41	1474						
W6ELQ	22	663	575	102	1362						
W0KHQ	7	660	648	7	1322						
W0CPI	14	632	569	63	1278						
K2NAO	20	608	571	37	1236						
W9NZZ	316	421	1	418	1156						
K5FEF	365	377	335	42	1119						
K6FDG	296	400	317	72	1085						
W2RUF	114	471	361	113	1059						
W0RDN	46	486	477	6	1015						
W0TT	22	484	399	33	938						
W8AUJ	10	446	344	78	878						
W2JOA	115	397	296	65	873						
W9UNJ	45	429	277	99	850						
K0FCR	322	217	265	16	850						
W00HJ	24	398	385	13	820						
W1EMG	3	403	253	150	809						
W90IN	25	413	93	270	801						
W8RJC	11	393	300	90	794						
W8FYO	6	397	296	86	785						
K4WBP	49	365	345	20	779						
W2VNI	18	378	251	116	763						
W7PGY	14	367	344	23	748						
W0TKX	12	366	272	71	721						

Late Reports:

W6IAB (Oct.)	86	1665	1669	57	3477
W0TQD (Sept.)	7	1722	1717	5	3451
W0TQD (Nov.)	7	1646	1640	6	3299
W0TQD (Oct.)	6	1433	1425	8	2872
K6FCY (Nov.)	30	582	539	23	1154
KG6FAD (Oct.)	74	524	500	34	1132
KA2HQ (Nov.)	197	372	281	67	917
W4PL (Nov.)	10	309	217	72	608

BPL for 100 more originations-plus-deliveries:

K0FAM	257	W0FLN	113	W2EC	103
W9CSW	178	W6PHT	112	K9FCA	103
W2NJJ	154	W4FOE	134	VE1FQ	103
W2AEE	150	W1FZ	133	W1AW	102
W6BHG	146	VE2CA	123	W9USA	102
W8NOH	143	W4DRD	118	W4DVR	100
KP3AB	141	W0N1Y	118		
KA2KS	139	W6HC	117		
W0LJS	138	W6LYG	114		
W1TBS	135	K2BWP	104		

Late Report:

KV4BD (Nov.) 120

The BPL is open to all operators who report to their SCM a message total of 500 or more, or 100 or more originations-plus-deliveries for any calendar month.

• All operating amateurs are invited to report to the SCM on the first of each month, covering station activities for the preceding month. Radio club news is also desired by SCMs for inclusion in these columns. The addresses of all SCMs will be found on page 6.

ATLANTIC DIVISION

EASTERN PENNSYLVANIA — SCM, W. H. Wiand, W3BIP — SEC, IGW, RM; AXA, PAM; PYF, E. Pa. Nets: 3610, 3850 kc. PDJ has published a fine memorial folder on the late Henry M. Martin, PSH. Copies may be had by contacting either PDJ or QV. The Abington Township ARA elected the following new officers to serve during 1954: OSE, pres.; RFI, vice-pres.; PDJ, secy.; RCE, treas. Two new members also were admitted, QLI and WGG. QLZ reports the South Philadelphia Amateur Radio Klub (SPARK) already is preparing its gear for the '54 Field Day tests. New officers of the Pottstown ARA are HOG, pres.; JKC, vice-pres.; WN3YDY, secy.; MXU, treas.; ARK, act. mgr. RCE is moving to a new QTH at Warrington, Pa. We wish to welcome WGG to the General Class rank and the multitude of 10-meter mobilers. OQG now is stationed near Seoul, Korea. Al says he can hear Statewide signals on 7 and 14 Mc. from time to time but he makes no mention of logging any from Eastern Pennsylvania. UQJ, one of our more active OES, is running an 832A on 435 Mc. with a sixteen-element horizontal beam. Bill's goal is to span the 85-mile distance between York and the Philadelphia Area on this frequency. If you are interested in this band, get in touch with UQJ. After many years of inactivity, GIY again is on the air with a brand-new Viking II and an HQ-140. IGW requests that all ECs who have not yet reported the information requested kindly do so as soon as possible. Your cooperation is necessary to bring the SEC's file up to date. Traffic: (Dec.) W3CUL 11,392, BFF 687, GES 116, AEQ 111, PDJ 98, ONA 90, NOK 85, PYF 80, AD 70, BIP 40, TSY 39, AXA 38, KAG 37, TEJ 30, DUI 24, RSC 20, UOE 20, QLZ 17, PVE 15, OZV 6. (Nov.) W3ELI 28.

MARYLAND-DELAWARE-DISTRICT OF COLUMBIA — SCM, Arthur W. Plummer, W3EQK — BM, of Ocean City, is on the verge of installing a 100-watt VFO rig in his new Olds '38" and a 100-watt crystal-controlled in his Buick. The CARC held its 5th birthday meeting Dec. 14th at the American Legion Hall, Towson, Md., and celebrated with a talk by NVL, of Bendix Corporation, on Negative Feedback. MKM, chief engineer of WBMD and vice-president of WTTR, gave a very interesting talk at BARCS recently entitled "Birth of a Broadcast Station." I have completed a 300-watt TVI-proof rig using 813s. Baltimore City College hopes to be on soon with a kw. through CDB. AYS finally has gone on 'phone. At the Dec. 21st meeting of the BARCS a talk and demonstration on hi-fi was given by A. Trammell of the Institute of Coöperative Research, Johns Hopkins Univ. It is reported that the following have been getting away with quite a few QRM-free ragchews on 160-meter 'phone: RMD, NST, WCH, (JT, SDT, GBB, QND, PSP, NFU, and HDV. QND has been heard recently firing up on 21 Mc. QQS, a new ORS, would like 40-meter traffic skeds into D. C. CDQ took part in the YLRL Party. QZC has wired his entire house so that any record player, radio, or TV set may be heard on any one speaker in the house or on all at once. He also can listen to hi-fi music and monitor 80-meter c.w. at the same time. EEB reports only 79 confirmations out of 110 worked for DXCC. LDD reports increasing activity every Mon. at 8:00 P.M. on 29,500 kc. with about a dozen stations taking part last time out in the Harford County Mobile Net. All Baltimore hams are mourning the passing of FT on Dec. 17th. Sam was one of the finest, most helpful, and most considerate fellows ever to throw a switch. VAR will be heard from soon in MDD, MEPN, 3RN, and MDD Nets. EQK recently received a letter from Miss Verona Firus, 48 Tsimiski Street, Salonica, Greece, who says, "I have found your address and I am writing to you this letter — I would like to send you some nice Greek handmade work and in exchange I'll appreciate anything you would like to send me from America." I'm wondering if the address may have been found in a call book or QST or the like and also if any other hams have received like letters. This may be some sort of a racket, fellows, so be on your toes! By the time this gets into print EQK will have given his Web-Wip

Bandspanner mobile antenna a good workout. Many of the mobilers are using a new type battery in their cars called Span-O-Life, which seems to be phenomenal. It is unconditionally guaranteed for the life of the car and will be replaced free of charge if anything goes wrong. JE is new EC for the State of Maryland and Asst. SEC. SPL is new EC for the State of Delaware and Asst. SEC. PMQ has been appointed EC for Allegany County, Md. OSF would like to hear from those interested in a Md.-Del.-D. C. QSO Contest to run from Jan. '54 to Jan. '55. WSE is the recipient of a Section Net certificate for his keen interest and activity in the Teen-Age Net (TAN). LSX again is going on 40 meters after a vacation in Nebraska and Colorado. OUX has quit building. UUE will contribute to QRM on 10 meters since finding his modulator trouble. UAE is getting good DX results on 20 meters. HKS is using his neighbor's yard to put up a new antenna. Havre de Grace, Md., had a case recently of a "bootlegger" using the call W3WSL! F.C.C. moved in, however, and took charge! There are 15 stations in the c.d. set-up for Harford County representing 8 call areas! PZW now is at Fort Monmouth Radio School. VAM took 5 would-be hams to Washington Dec. 12th to take the exams. ARA members recently toured York, Pa., TV stations. Anyone interested in communication files (125 db. attenuation), contact PZ Traffic: (Dec.) W3VCE 1474, PZW 468, ONA 152, CQS 58, BPQ 40, WV 20, PKC 16, HKS 7, LVJ 3, QYX 3, EEB 2. (Nov.) W3ONB 41, FWP 32, WSE 15, RMD 8, AYS 2. (Oct.) W3WSE 69.

SOUTHERN NEW YORK — SCM, Herbert C. Brooks, K2BG — SEC, UCW, PAM; ZI, 3YA, Director of the Atlantic Division, has appointed ZI and your SCM as Assistant Directors to aid him in the normal routine of the administration of the division. Thanks again to OLA for a swell report of his activities, also those of the 6-meter net. This group, which includes BAY and ADA, are very enthusiastic about 6 meters and hope more will join their ranks. BAY is now equipped for all bands 2 to 160 meters. JAG/MM and K2BNU are shipmates aboard the SS *Mercury Sun*, and in addition to their regular duties are operating a QRP rig on 40 meters. ZXM, of the *Flying Enterprise*, contacted a few of the locals on 10 meters while docked in Philadelphia. OSD is sporting a new rig on 20 meters. It looks like QBH has interested the whole family in ham radio. Congrats, Paul, LY, LYL, and KN2DMD set up a booth at the Moorestown Friends School Fair which added much to the fair and ham radio. KN2DQG, KN2DWE, W2CNI, EGP, EWN, LBX, LY, PAU, PTM, PZX, and YRW took part in the Collingswood Civil Defense Test with PTM operating aeronautical mobile, ZI now is communication adviser to State Director of Civil Defense Dreyfus, AXU, formerly QKE, now is Radio Officer for Area 8, Mercer County. So much activity was reported in *Scuttlebut*, the Hamilton Twp. Radio Assn. rag, that we'll have to skip calls and names and just say congrats to the whole gang. Traffic: K2WAO 1236, W2RG 105, K2BG 66, W2ZI 10.

WESTERN NEW YORK — SCM, Edward G. (Graf) W2SJV — Asst. SCM: Jeanne Walker, 2BTT, SEC: UTH RM: RUF, PAM; GSS, NYS meets on 3615 kc. at 7 P.M. and on 3980 kc. at 8 P.M.; NYSS on 3595 kc. at 8 P.M.; NYS C.D. on 3509.5 and 3993 kc. at 9 A.M. Sun. TKO and UYG are trying RTTY on 2 meters. QHH, on 160 meters with 30 watts, worked VP7NM. K2DRY is the XYL of TQ. KAX is the bulletin and information station for TCPN, 2nd call area. RUF, NYS C. W. Net manager, wishes to thank all who QNled in 1953 for their cooperation and announces the winners of 1953 QNIs as FEB with 199, 1FP 195, OE 160, and HKA 153. Santa left Clara a three-element 20-meter Johnson Array. RPO addressed the KBT meeting on Speech Clippers and Filters. KN2PXX, MSE's brother, is on the air. K2AZA, BZC, W2MSE, and KN2PYA are active in CNYT. ABT's new call in Ohio is 8PNH. Schoharie County ARC officers are BLN, pres.; Geo. Fisher, vice-pres.; NAI, treas.; ISE, secy. The Club call is K2BGQ and meetings are held every other Fri. at 8 P.M. in the c.d. rooms in Schoharie. The Club purchased an HRO-7 and members are active in the c.d. net on 29,550 kc. QXE boosted his antenna to 62 feet. KN2DZW worked KZ5GH in the Novice QRM. K2DYB worked his 37th state. New antennas used by RDXA were VQM's 40-meter vertical, SAW's ground plane, OTW's "V," and ICE's rhombic. NES is traveling for EKC. MG is back on 75 meters. FHS, a patient in Mount Morris Hospital, works 75 meters. PZC and SSC have 300-watt Eldicos. SNI has a new antenna tower at the new QTH. QY have a talk on ham activities in c.d. before a group of industrialists at B. & L. UVF, EB, and VTR are firing up on 2 meters. HTB compiled an instructive booklet with valuable net information for members of TCPN. I wish to congratulate UTH on an FB job as SEC. RARA's Western New York Hamfest will be held

May 15th at the Doud Post, American Legion, on Buffalo Road, Route 33, just west of the city of Rochester. RQF has series cathode modulation. Endorsements: UTH as SEC, RUT as ORS, TIY as EC. Net certificates were issued to DSS and EMW. VDF has been appointed ORS. The Corning Radio Club conducted a hidden transmitter hunt on 10 meters in November. Traffic: (Dec.) W2BTL 11,682, ZOL 3128, RUF 1059, OE 180, K2BZC 154, DYB 143, W2JMT 86, ZRC 86, HKA 80, RUT 80, K2ACA 79, W2PCP 58, MSE 43, DSS 32, SJV 27, QHH 21, RQF 20, K2CUCU 17, W2UYG 15, DVE 10, K2DGO 10, W2EMW 8, FEB 8, K2DBB 4. (Nov.) W2MSE 2. (Oct.) W2MSE 8. (Sept.) W2MSE 14.

WESTERN PENNSYLVANIA — SCM, R. M. Heck, W3NCD — SEC: CA. RMs: GEG, NUG, UHN, PAMs: LXE, AER. The Radio Association of Erie has received as additional equipment for its emergency trailer some 6-meter walkie-talkie sets and KLD is building a similar set. The truck purchased for hauling gear and towing the emergency trailer is going through overhaul at the hands of STK, OIH, ODF, and RLJ. NXX reports good results using the twin triplex antenna. The Steel City Amateur Radio Club is working at putting KWH on the 75-meter band. VBL's new QTH is Shaler Park. Tony Gessler passed his General Class exam. TOB is working for Magnetics Inc., Butler, Pa. WHY is on 40-meter 'phone. SIQ is SIQ/8 from Capital University in Columbus, Ohio. MPO has a class going for Novices. The Washington County Amateur Radio Club says the county net is going well under the guidance of the NCS IDO, NRE, OEO, and ONX. VFN, on 3.5 Mc., is working ZL, DL, and G DX. TON was home for the holidays. The Western Pennsylvania Amateur Radio Club Council has been holding monthly meetings and since its primary purpose is to bring representatives of organized clubs together to swap ideas and formulate new ideas and activities for the advancement of amateur radio, we suggest that all Western Pennsylvania clubs have their secretaries write for more details on joining the Council. It is made up of delegates from all member clubs and at present is trying to hold meetings in the various member clubs' cities so that the burden of travel will be equalized among delegates. For information write R. M. Heck, Rt. 1, Sharpsville, Pa. I would also appreciate club secretaries dropping me a letter the 1st of each month on activities in their area for use in this column. Traffic: (Dec.) W3WUQ 1479, QPQ 381, NRE 268, UHN 57, YA 57, NUG 51, KUN 39, SJJ 22, LSS 10, CA 5, KNQ 4, VKD 4. (Nov.) W3NUG 23.

CENTRAL DIVISION

ILLINOIS — SCM, George T. Schreiber, W9YIX — Section Nets: IEN ('phone) 3940 kc.; ILN (c.w.) 3515 kc. SEC: HOA, Cook County EC: HPG. PAM: UQT. RM: BUK. CTZ sends Official Bulletins for ILN and others at 4:50 p.m. Mon. through Fri. YLU and HKI have new Elmac transmitters. AND has a new Collins 75A-3, and operated as /XE1 in Mexico City. The XYL of IVU gave a birthday party for IVU, JSP, and AND, with PCY, HKI, and FVL present with the ladies. AWA and FUR experiment with a ground plane and vertical, respectively. SM5LK has a new house and has to wait two more years to get his W9 call. The Whiteside VHF Net Club has an assembly line project of fifteen 2-meter transmitters and receivers for its members in a defense project. DEH moved from Dixon to Chicago. MBI moved to Palmetto, Fla. ZEN puts out an interesting bulletin for the Starved Rock Club. The Chicago Suburban Radio Assn. has planned meetings with instructive speakers. The Club elected DWD chairman of contest activities and PBJ as Field Day Suburban Emergency Net (29,640 Mc.) each Tue. at 8 p.m. New hams in Illinois are BRH, CRI, and W9BIL. DPV is the father of a new YL, Susan. The XYL of OAL put a padlock on the shack door and refused him the key until he did a specified list of chores. KHJ writes he wants to rent an outside billboard to display his QSLs obtained with 40 watts. NN got the Bronx cheer from two neighboring children. When he asked for an explanation, he was told "you spoil Howdy Dooday." He bought the kids a hi-pass for Christmas. The St. Clair Amateur Radio Club visited WTVI-TV at Belleville to see where the studio starts. K9FCA, at Scott AFB, checks into ten nets daily and operates on a 24-hour basis. AMF has a 20-meter beam with center-loaded elements and reports excellent results. KCV has gone mobile. Two sixes, PMD/9 and YWQ/9, are attending communications officers school at Scott. EA renewed his EC appointment. What is the date on your appointment certificate? PEB reports his son, JVI, has returned to Stateside after duty tours in the Arctic, Germany, and Korea and plans to return to the air in the spring of 1954. HOA, the EC, puts out a sparkling bulletin called *Coincidences* from his Rockford QTH. VTL is his assistant. LC, a major in CAP, recently coordinated c.d. maneuvers on North Shore. MTQ QRM's CQG across the street but they still speak. PEB and NVZ both have new mobile rigs. EWR came back on the air with a kw. ATH is happy about solving his TVI trouble on channel 2. CKU has given up c.w. and says he is learning the phonetic alphabet. New officers of the Illinois Ham Club are FKC, pres.; and ABA, secy.-treas. To those of you who wrote, thanks. The

mail was exceptionally heavy but we'll get around to answering it. Traffic: W9OIN 801, CSW 381, USA 306, OKQ 278, IDA 240, K9FCA 206, W9STZ 178, CTZ 176, YLX 109, FRP 52, SME 47, W6CIV/9 36, W9BUK 30, AND 26, LMC 19, MRQ 11, BA 2.

INDIANA — SCM, George H. Graue, W9BKJ — YVE reports the total traffic for QIN as 607. NTA reports a traffic total of 314 for IFN. Newly-elected officers of the New Castle Radio Assn. are SQW, pres.; PPD, vice-pres.; HKM, secy.-treas. PPD now is on 147.3 Mo. and monitors the frequency 24 hours a day. NDH is new marker frequency station for IFN. GDY is 75-meter mobile now. NCARA was host to the Tri-City Radio Club. The attendance at the Michiana Radio Club annual banquet was 115. MAM has a 75-ft. pole in the alley and no place to erect it. Ex-SCM RE is ill again with a bad ticker. HQF attended the DXCC meeting in Chicago. FVI is a civilian again and will be on 80-meter c.w. The TARS hopes to have a new meeting place. The Club procured a 3-kw. gas-driven generator. It's truly a warm signal that comes from BRR. The Mobile Amateur Radio Club of South Bend sponsored a Christmas party for members and their families. Our ex-SCM, DGA, is trying his hand at a new hobby, oil painting. DKR has a new modulator. CUT is a new Novice in Kokomo. PUK graduated from Tech. Class. RZS hopes to have his frequency meter in better trim for the next frequency check test. PUB claims he is knocking them dead with a Six-Shooter antenna. ANJ is using a 400-ft. long-wire antenna. Santa left AJA a Viking. IFN and INU were home for the Holidays. QR installed a low-pass filter. Newly-elected officers of the Lake Co. Radio Club are GUX, pres.; PAS, vice-pres.; KRJ, secy.; and MIF, treas. The DARA code class helped produce W9NCVD, SCZ, CTL, CPQ, and CUC. ØZA/9 is new president of the DARA. VNV is vacationing in Mexico. OWZ finds time to work DX along with net activity. LDL has changed mobile rigs for 12-volt battery. JJJ has 147.3-Mc. mobile along with the same as a fixed station. MUR has 100 watts on 147.3 Mc. Trophies were won by SWM and JVN during the recent SS and presented by the Martinsville Radio Club. The FWRC held its 32nd annual banquet Jan. 16th. The Lake Co. Amateur Radio Club held its banquet Feb. 13th. Many Indiana hams will be sporting call letter license plates soon; over 900 have applied so far. Traffic: W9JUJ 4435, NZZ 1156, TT 938, JBQ 547, NTB 226, STC 166, QYQ 158, YWE 119, UQF 113, VNV 111, STG 109, WBA 70, FYM 87, DOK 56, PPS 45, OWZ 42, SWM 42, AB 38, KDV 34, BDP 18, PPS 17, SWH 17, GUX 9, IFR 8, NTR 6, YVS 6, QR 5, NH 3.

WISCONSIN — SCM, Reno W. Goetsch, W9RQM — SEC: OVO. PAM: ESJ. RMs: MQV, UNJ. Nets: WIN 3625 kc. at 6 p.m. daily; BEN on 3950 kc. at 6 p.m. daily. State mobile and c.d. frequency: 29,620 kc. ILR received 1st-class radiotelephone ticket. Santa presented CXY with a new 1B-23 preselector and Dynamic Hi-Fi headphones. LSK now is on s.s.b. with 10A exciter and a pair of 807s in home-built final. RTP is trying out Lyso 381 VFO. KXA, who has been operating 3PQT at NATC, was home on leave and visited with his dad, RWJ. VKR replaced mod. transformer and is back on 'phone. NTD is working the BEN regularly. UMJ is having good luck with T2FD antenna. QYH has a new HQ-140 receiver. WJW is active from Menomonie. VBZ was high 'phone scorer and GIL high c.w. scorer for the MRAC in the SS. GDW, LEE, and FZC have new Viking II rigs. WN9YAF is now at Shawano. WN9VAK dropped the "N" and is now at U. of Wis. PFK scored in the recent F.M.T. with an average error of only .0002 per cent. VCH built an all-band converter for his BC-454. ZCK built a five-band c.w. rig using the bandbox and a 2E26 final. The Milw. School of Eng. Club is sponsoring a small equipment construction contest. LEE is running 250 watts to new p.p. 4-125A final on 144 Mc. FHU is on 2 meters after a long absence. JZS has migrated to 160 meters. DSP is on at the new QTH with 24-element beam on 144 Mc. and three-element 21-Mc. beam and is working on a new rig with VT-127As. RKP needs one more card for DXCC out of the 112 countries he has worked. GFL has new 80-ft. steel tower with prop-pitch motor for rotor. December EC reports were received from AKY, GMY, KCL, NLH, and RUF, according to the SEC, OVO. UTN works all bands with Viking II and S-76 receiver. Mark your calendar now for the WVA Hamfest at Wausau May 8th. Traffic: W9VBZ 1902, UNJ 850, SAA 297, CXY 289, MQV 115, LSK 70, GMY 54, IQW 53, RTP 46, CFP 35, LUE 24, KJW 19, VKR 17, NAJ 13, RQM 12, HDV 5.

DAKOTA DIVISION

NORTH DAKOTA — Acting SCM, Earl Kirkeby, W9HNV — The Sioux Amateur Radio Assn. is well on the way with plans for the 1954 North Dakota HamBoree. Prexy CZD reports many fine prizes already are lined up. PHH has added his car to the growing line of 160-meter mobiles. LWX is vacationing in California. BIH is on all bands with a new Viking II. The North Dakota 75-meter 'Phone Net meets every night at 1830 CST on 3845 kc. except Sun. How about checking in? The NCS, OEL, reports more than 35 active members reporting to the Goose River 160-meter Emergency 'Phone Net drill every Sun. at 0900 on 1980 kc. Traffic: W9EXO 52, FVJ 25, NPO 15, PHH 5.

(Continued on page 68)

**BACKGROUND
NOISE
VS.
NOISE
FIGURE**

HOW OFTEN have you heard the remark that Joe Kalabash's receiver was better than yours because his receiver had a lower noise level? How often have two hams put two competitive receivers side by side, turned the R.F. and Audio gain controls wide open while tuned to background noise and then decided to keep the receiver with the lowest noise level on background noise? They think they have proved that the receiver chosen has the best front end with the lowest noise figure. Actually, they may have chosen a receiver with inadequate gain to hear the really weak signals.

I have often heard the remark that a certain ham had tried the latest model HRO, for example, but had decided to keep his old one because it had "a much lower noise level." This indicates to some a better noise figure. Actually, he's keeping his old one because it doesn't have as much gain as the new one, since the test made has very little to do with front end noise figure. He is probably measuring the receiver's ability to hear antenna noise, and turning down the one that does the best job!

As a matter of fact, the noise figure of the front end of the HRO-60 is about twice as good as the older models, being in the order of 5 db against 10 db for the HRO-5. If it were possible to design a front end that was perfect with a noise figure of 0 db, we would still boost up the gain of the receiver so some noise could be heard with an antenna connected. If we didn't, how could you copy signals that are "down in the noise"?

A receiver that will only hear background noise very weakly (unless it employs a squelch of some kind) is at a distinct disadvantage in copying "the weak ones". If it can't hear the noise, it can't hear the weak signals, or hears them so faintly that it is impossible to copy them. In view of this, you can readily see the fallacy of trying out a receiver on "background" noise alone.


How then do we compare two receivers? Lacking a noise generator actually to measure the noise figures, the best way is to try them out side by side on the same antenna, tuning in weak signals that are down in the noise. Then the adequacy of the receiver gain becomes apparent and the ability to copy weak DX is easily determined.

Many hams have been sold on the HRO-60 over all other receivers after making this test.

BILL BARTELL, W1PIJ



"RMC" Built-in Ruggedness for Mobile Rigs!



Capacitor Features Heavy Aluminum Frame

Here is a capacitor designed to take punishment. It's basically the famous "MC", ruggedly constructed specifically for installation in mobile or other equipment that must withstand heavy vibrations and shock.

Its sturdy frame consists of heavy gauge aluminum end-panels held together by three aluminum tie rods. Smooth operation and a high degree of resetability is achieved by a brass sleeve front bearing and a single ball thrust rear bearing.

The rotor contact is a forked silver-plated beryllium copper spring, wiping against a wide disc on the rotor.

The RMC's are available with straight-line capacity values ranging from 7.3 to 50 mmf, 9.5 to 105 mmf, 11 to 143 mmf, and 17.5 to 327 mmf.

Have you received your copy of the new Capacitor Catalog? It lists Hammarlund's complete line of standard capacitors sold by responsible dealers from coast to coast.

SEND TODAY!



HAMMARLUND

THE HAMMARLUND MANUFACTURING CO., INC.

460 WEST 34TH STREET • NEW YORK 18, N.Y.

(Continued from page 67)

SOUTH DAKOTA — SCM, J. W. Sikorski, W0RRN — Asst. SCMs: Earl Shirley, 8YQR, and Martha Shirley, WZWL. SEC: GCP. PAM: UVL. RM: OLB. NJQ died suddenly of a heart attack. He was Net Manager of the South Dakota 75-meter Net. Dakota and Minnesota hams are contributing toward a memorial for Rae. NEO was elected NCS of South Dakota "Nine Jacks and Queen Net," named in honor of NJQ, and meeting at 1210 CST daily except Sun., 3870 kc. PRL is NCS of the 1830 CST net. YQR's Christmas present was a tape recorder, while XYL Martha received an SX-42. New jr. operators arrived at the homes of GDE and WUU. The Prairie Dog ARC elected as officers EUJ, pres.; GDE, vice-pres.; ZVV, secy-treas.; MMQ, chief op.; W9BRLA, custodian, and Lester Lauritzen, pub. mgr. The 160-meter phone net meets daily at 2000 CST, with 25-30 stations reporting in. FKE is NCS. TNU has a new Viking and VFO. GCP is vacationing in Oregon. LBS worked 5 new countries during the Christmas vacation. I still receive reports too late to be included. I must have them by the sixth of the month and will appreciate your cooperation. Traffic: K9FCB 850, W9PHR 314, NEO 142, ZWL 92, BMV 56, YQR 37, GDE 33, LBS 8, AYD 4.

MINNESOTA — SCM, Charles M. Howe, W8MXC — Asst. SCM: Vince Smythe, WCGQ. SEC: ZDU. RMs: OMC and DQL. PAMs: JIB and UCY. EPZ now is W9PTE. HKF and EPJ are basking in the sunshine in Florida. Norm is on 20 meters in St. Petersburg. ANU has a new 32V-3. KLG has been helping out as Net Control on the MSN. HFY has an exciter on his rig. K6EA has his receiver trouble fixed. HKF's average error in the P.M.T. was only 4.4 parts per million. RAK is out of the Army. While in the Twin Cities for the holidays IRD attended the Mesabi Club dinner. St. Cloud is reorganizing its Radio Club. New officers of the Minneapolis Radio Club, Inc. are EAL, pres.; DQL, vice-pres.; and HZR, treas. AWD is out of the Service. BUO is building a high-power mobile rig running 100 watts using a vibrator power pack of his own design. Chuck received an HRO-50T for Christmas. CQY is Radio Officer for St. Paul RACES program. DNO acquired an SX-42. EMH is planning high power with a pair of 813s. GGQ has a 75A-2 and is acquiring a 10A s.s.b. exciter and planning a pair of 8QOs as an s.s.b. final. GJZ also is building high power with a pair of 813s. PBL is on 75 meters using a vertical antenna. REA is the new call of the St. Paul Radio Club and is headquarters station for the St. Paul Civil Defense. REA is on Sun., Wed., and Fri. from 1930 to 2130 on 3735 kc., 29,520 kc., and 50.7 Mc. for any calls. URQ rebuilt an AR-88 receiver for REA. The Club members are building pack sets for 6- and 10-meter coverage. REF is building a 40- and 20-meter mobile rig that will be covered with a Vibrapak. EZV is building a 'phone patch. RA is on the air now with a Viking I. Jack also picked up a Hallcrafters HT-6 at the Minneapolis Radio Club Christmas Dinner. HKF is rebuilding his mobile rig. RIL has been heard on 75 meters using s.s.b. If you like to handle traffic, check into the MSN on 3595 kc. at 1830, MJN on 3690 kc., and MSN 'phone on 3820 kc. at 1205 and 1800 CST. Traffic: W8TKX 721, HFY 536, DQL 401, KLG 173, KJZ 160, UCY 147, HUX 114, SWB 110, KNR 87, BZG 78, GGQ 77, KFN 75, CXM 50, BWM 48, EQS 46, GTX 41, MXX 32, TJA 32, BUO 29, IKJ 28, DYD 28, AGD 25, IRJ 24, FFU 19, EMH 18, OMC 17, LUX 12, K6EA 12, W0ECR 10, HAH 10, TSN 10, FYT 8, OAZ 6, OPA 6, GWJ 4.

DELTA DIVISION

ARKANSAS — SCM, Fred Ward, W5LUX — Everyone seems pleased with the new license plates that we now have. The large white letters on a green background really stand out. EA has moved to Louisiana for work in the broadcast game. We hope to get him back in Arkansas soon. FMF reports the code class is coming along fine with about twenty members. OEF can use more help with the OZK Net, and MSH needs stations for the Regional Net also. YHC is spending most of his time on 40 meters and reports good conditions. MRD has renewed all his appointments and is SEC again this year. A lot of fellows have let their appointments run out, but if you will send them in we will be glad to renew them for you. CAJ has a new receiver. MRD has a portable generator for emergency work and gave it a good trial during the deer season. Traffic: W5FMF 9, PX 5.

LOUISIANA — SCM, Robert E. Barr, W5GHF — NG makes the BPL listing again with a fine total of 711. TRQ led the State in the last CD Contest, which is a fine showing for Page, who is just a few months out of the WN class. The Greater New Orleans Amateur Radio Club hereafter will issue to any amateur who confirms two-way communication with 25 different stations in the Greater New Orleans Area a very beautiful certificate appropriately called the "WA '25'" award. The Club now boasts a membership of more than 80, and is making a drive to get the majority of the 400-plus operators in the Area as members. The Istrouma Club at Baton Rouge is seeking ARRL affiliation. The B.R. clubs are sponsoring a pair of good city emergency nets, one on 3870 kc., the other on 1885 kc. GXO now is using a 10A s.s.b. exciter and is building a high-power final

(Continued on page 70)

HAMS SAY...

*"I hear 'em now!...
with my HQ-140-X"*

"Design Engineer must be a ham."

— W6JTV

"Truly a Ham's dream."

— W4VPU

"Very pleased — sharp tuning on CW especially."

— W1LF

"Excellent noise limiter, no notice of signal loss."

— W8PMA

"TNX to the person who designed this; Band Spread, Stability, Selectivity all XFB."

— WØQXP

"Selectivity excellent on 40 meter phone band."

— W8HUA

"I think I have what every ham dreams of, that is a HQ-140-X."

— KN2EQH



Here are a few typical comments from the hundreds of HQ-140-X receiver owners. Hams everywhere are enthusiastic about this receiver because they've learned that it's built to Hammarlund professional quality standards. They are finding that the extra care in design, circuitry, and construction, not usually found in an amateur receiver, pays big dividends in —

FREQUENCY STABILITY — less than .01% frequency drift after warmup anywhere from 540 Kc to 31 Mc.

EXTREME SELECTIVITY — sharp signal separation even in the most crowded bands.

LOW NOISE LEVEL — a noise limiter that really works!

RUGGED CONSTRUCTION — built for easy use for many years.

For the receiver that gives professional performance, hams vote "HQ-140-X." Now it's even available for rack-mounting. Write for complete details on construction, specifications and other technical data. Ask for Bulletin 56.

Visit the Hammarlund booth, No. 411, at the Radio Engineering Show in New York this month.



HAMMARLUND


THE HAMMARLUND MANUFACTURING COMPANY, INC.

460 WEST 34TH STREET • NEW YORK 1, N. Y.

As SEEN in QST

QRM Filter

June 1953
page 23



Audio Interference Filter

NOVICES —

you find answers to your problems in *QST*, the complete magazine on amateur radio. Whether it be a simple transmitter or a question on wiring, it's in *QST*. Just look back through the past twelve issues at the

15 articles, containing

58 illustrations, using

56 pages

aimed at beginning operators. More are coming. Don't miss any!!!

JOIN THE LEAGUE — GET QST

QST and ARRL Membership
\$4 in U.S.A. • \$4.25 in Canada
\$5 elsewhere

**THE AMERICAN
RADIO RELAY LEAGUE
WEST HARTFORD 7, CONNECTICUT**

for it, LV and WQP both had 14-Mc. contacts with LU3ZS and V8AK at Antarctica. ABS is one of the pioneers in s.s.b. in New Orleans using parallel 6146s. Loyola University of the South is now teaching code and theory. The New Orleans Club is planning to establish its own blood bank. Traffic: W5NG 711, TRQ 8.

MISSISSIPPI — SCM, Dr. A. R. Cortese, W5OTD — We hams did a good job during the Vicksburg disaster. I would like a card listing emergency equipment including power supplies from all hams in the State desiring to take part in this type of work. Don't delay. TIR is on 160 meters. 9QOM/5 has a new 85-watt rig (c.w.). WN5CNW has TBS-50. ZPP has mobile rig on all bands. 9YUP/5 has mobile rig on 75 meters. CBW has a new antenna 500 feet up and also a new operating desk! N5CJR is a brand-new ham. MEN had an attendance of 275 during December. The Alternate NCS is WQQ. He's 14! The Net needs outlets in Jackson, Meridian, Hattiesburg, Vicksburg, and Corinth. Please send applications for AREC membership to KHB in Natchez. Appointments are open for you ARRL members. Anyone desiring one, please write. Snow me under, fellows! Traffic: W5KYC 232, RIM 160, JHS 140, TIR 106, K5FBB 105, W5BTM 21, VME 10, AMZ 8, OTD 6, YBH 5. **TENNESSEE** — SCM, Mark M. Bowelle, W4CXY/WLG — SEC: NJE. RM: SCF. PAM: QT. C.w. net frequency: 3635 kc. Phone net frequency: 3980 kc. The gang took advantage of the holiday season to run up some nice traffic totals, with three stations making BPL. We would like to make it clear that you do not have to send in a huge total to have your report appreciated. Your SCM wants your report, whether it is one or one thousand. YIP made some interesting observations by placing an elapsed timer in his final plate circuit. You will be surprised how much time your rig is on the air during a month. TUP reports two new stations at Mountain City, DFH and WNE. FLW says that the Weakley County RACES plan has, at long last, been approved by all concerned. We reported this plan approved once before but we were premature. HHK still is doing some fine work with his 144-Mc. tests with W2UK. There may be better mobile c.d. nets than the 144-Mc. Memphis Net, but this writer has not seen them. If you are in the Memphis Area and can listen on 145.5 Mc. almost any hour of the day or night, you will see what we mean. Just when we thought we had a fine traffic station moving to our section, 5GOH/4 got his travel orders again. Traffic: (Dec.) W4YIP 3099, PL 2278, OGG 1453, OEZ 389, PEP 261, TYU 149, SCF 128, UWA 86, ZJY 73, HIB 56, WQW 51, SUH 39, WQJ 25, UIO 24, HIB 16, TUD 14, RHO 12, RMJ 12, RET 10, TIE 10, PVD 8, PSN 5. (Nov.) W4PL 608.

GREAT LAKES DIVISION

KENTUCKY — SCM, Ivan C. Kelly, W4TUT — WHC is back at Campbell and getting all set to run up some more of those fine traffic reports. WXL is slapping the new Christmas bug and also changed the type of antenna. UWA has returned to college after the holidays. NIZ is busy with new club activities at Owensboro. WNH still is de-clicking his new VFO. Ex-MVL still is in Haiti. ZLK has a new VFO and is working KYN hard. JUI isn't satisfied with 1 part in 10 million frequency checking. WXX is a new AREC member in Paducah. BAZ still is watching over KYN. KFN is fading away into the long skip. Several of the boys are giving 15 meters the eye. This month saw the fewest number of reports ever received from the boys by the SCM. Either there was not much activity or too much Christmas. The fellows must remember that this report depends entirely upon the individual reports of the boys. BAZ changed from a Collins 810-B to a 32V-2. Traffic: W4BAZ 340, WNH 151, SBI 142, ZLK 113, UWA/4 85, WEC 58, WXL 56, YZE 52, NIZ 25, NDY 9, JUI 4.


MICHIGAN — SCM, Fabian T. McAllister, W8HKT — Asst. SCMs: Robert Cooper, 8AQA; Joseph Beljan, 8SCW; Mickey Wills, 8CPB. SEC: GJH. New appointments: ORS to SWG, OO (Class I) to CXP. New officers of the Jackson Amateur Radio Assn. are DCF, pres.; BBY, vice-pres.; JKK, secy.; RHB, treas. BPL cards went to four operators this month, the greatest number this SCM has had the pleasure of mailing in any month. It shows a healthy increase in traffic-handling, in spite of very rough band conditions. Top scorer in deliveries was RJC, who mourns the lack of Metropolitan Area stations checking into the nets. Herb says he had to mail most of his deliveries. On the other hand, QIX effected delivery on 58 of the 59 messages he received; showing what could happen if more Metropolitan Area stations would check into the nets regularly. Every now and then we hear a few newcomers in the nets; some of them sound rather apologetic, as though they have the impression they are intruding. Believe me, fellows, you are as welcome as a choice piece of real DX! Don't hesitate to check into the net of your choice, and if you are in doubt as to net procedure just drop me a card requesting a copy of Net Operating Procedure. Remember, you can't get your feet wet unless you get in the water! QIX got the 812 final perking; running 175 watts now. MGQ is finishing installation of his 220-volt power line, which will complete his high-power rig. The Genesee County boys are keeping 2 meters active, along with a string of low-powered 160-meter rigs.

(Continued on page 78)

MALLORY HAM BULLETIN

ANNOUNCING —

Mallory Type "K" Vitreous Wire-Wound Power Resistors and Potentiometers 25 to 500 Watts



NEWS ITEM: The recent announcement of the availability of Series "K" Mallory Power Rheostats and Potentiometers from your Mallory Distributor marks the first time that Mallory-built controls have appeared in the 25 to 500 watt class.

With years of experience building 2, 4, and 7 watt Mallory wire-wound controls, it was natural that Mallory high wattage controls would contain operating advantages not found in the usual power control. As a matter of fact the features of these controls are so outstanding that we believe you will be interested in hearing about them even though the use of power controls is rather remote from normal amateur activities.

One of the first things you will notice about the Series "K" control is its smoothly operating sliding contact, mounted snugly in its unique, spring-loaded and hinged carrier.

The firm direction of force exerted by this assembly eliminates completely the problem of "rocking" contacts which has plagued power control users for years. The expressly compounded copper-graphite construction of the contact lubricates the resistance element at the same time it lowers the contact resistance between the two parts. A flexible pig-tail connection provides a direct electrical path between the contact and the center collector mechanism.

Perhaps the most outstanding feature of this whole assembly, however, is its construction which allows the contact to be lifted from the resistance element for cleaning purposes without distorting or disturbing the applied force. Incidentally, the contact is almost as easy to replace as the brushes in a small electric motor.

The center collector and shaft assembly is spring-loaded to assure virtually constant

electrical conductivity for the life of the control; in addition, all Series "K" controls above 25 watts are equipped with a copper-graphite buffer plate as a part of the collector assembly to reduce erosion as well as assure positive electrical contact. The shaft is centered and insulated from the electrical circuit by means of a high quality steatite bushing.

The body of each Series "K" control is formed from electrical grade porcelain and each turn of the resistance winding is uniformly wound on this form to provide an even progression of resistance change vs. shaft rotation. A non-alkaline, non-hygroscopic enamel is applied carefully to the winding, and then heated to a hard, glass-like finish for maximum protection to the vulnerable parts of the winding.

The smaller sizes, 25 through 150 watt, are equipped with conventional threaded bushings for panel mounting; sizes above 150 watt are equipped with set screws. All sizes have panel locating lugs which may be adjusted for universal mounting. Suitable knob and dial plate are supplied with each.


A brochure containing dimensional drawings of this new control, plus catalog listings, has been prepared and may be had by writing to us at Box 1558, Indianapolis 6, Indiana. Meanwhile, check with your Mallory Distributor, and take a good look at this new power control. Its construction alone will inspire confidence in its ability to operate properly for a long, long time.

We're mighty proud of this control. And we believe justly so!

P. R. MALLORY & CO. Inc.
P. O. Box 1558
INDIANAPOLIS 6 INDIANA

P. R. MALLORY & CO. Inc.
MALLORY


VFO



for your *Harvey*-WELLS

BANDMASTER

FULL EFFICIENCY ON ALL BANDS
THIS IS IT
OCCUPIES NO MORE DESK SPACE



WRITE NOW FOR
DESCRIPTIVE
LITERATURE

• Buy it at
your favorite
supply house.

PRICE \$47.50

Harvey-WELLS ELECTRONICS, INC.
SOUTHBRIDGE, MASSACHUSETTS

EXPORT DEPT., — 13 East 40th Street, New York
CANADIAN DISTRIBUTOR: Canadian Marconi Co.
861 Bay St., Toronto, Ontario


WXO is back on the air to stay (he says). Among other activities he has built nine Novice transmitters to date. Gossip on your traffic report cards was pretty slim this month. Don't be afraid to "give," fellows; everyone wants to know what is going on. Traffic: (Dec.) W8ZGT 1531, RJC 794, NUL 543, FLM 418, EFW 261, NOH 245, RTN 230, ILP 133, QIX 118, JYJ 107, WXO 90, SCW 81, NEK 58, SJF 58, URM 56, DLZ 49, IV 47, COW 26, SWG 26, MGQ 19, HKT 14, GTM 13, TBP 12, OQH 9, WVL 8, EGI 6, GB 6, YMO 6, HSG 4, (Nov.) W8IKX 50, WXO 10, FGB 9, IBB 9, (Oct.) W8FSZ 36.

OHIO—SCM, John E. Siringer, W8AJW — Asst. SCMs: C. D. Hall, 8PUN (phone); J. C. Erickson, 8DAE (c.w.); and W. B. Davis, 8JNF (adm.). SEC: UPB. RMs: DAE and PMJ. PAM: PUN. FYO was the lone BPL this month. It is regrettable that a number of appointments have had to be cancelled because of non-reporting. In order to keep this a good section we must have written reports. An appointee's interest should not end upon receipt of a certificate. OES certificates were issued to LHK and HCD. IFX has initiated an 813 rig using 81ls for modulators. PMJ is rebuilding his VFO. JNF has gone a.s.b. GDQ caught up with CN2AO on 160 meters. MGC has obtained a 32V-3. FSM has been bitten by the traffic bug. RO hopes to get a new Globe Scout. From Medina Co. we learn that AQ is nailing considerable DX on 80 meters. EEI is back on c.w., and DCI finally has gotten up his new antenna. TCPN (3970 kc.) needs more Ohioans. Those on the active list are GDB, OAC, SRF, HNP, HUX, AMH, LMB, and K8AIR. CTZ is furthering his education at Ohio State. St. Nick brought DL a Viking II with VFO and Matchbox. DG is trying out 160 meters. OPU is ex-SQOT and his XYL is OPV. YGR writes that the Lucas Co. c.d. director paid HNP, the EC, quite a compliment when he said Bud's boys knew best of any group what they were doing in the S.E.T. Dayton's *RF Carrier* states that the 1954 officers are ZOF, pres.; GQ, vice-pres.; KWS, secy.; and KTM, treas.; YCP apparently is the bulletin's present editor; and about 60 people recently were graduated from the Club's code and theory class. *Ham Flashes*, which covers Eastern Ohio, reports the untimely passing of 9OYB (ex-WWK). AYK has a 32V-2. EK and MWP have acquired Viking IIs. GST has moved from Cleveland to Youngstown, YKU and her OM recently returned from a Western jaunt. BYT has just become a "grampaw." IOO has deserted n.f.m. for a.m., and ACP has completed a 10-meter beam. Carty, our superb SEC, went over with a loud bang in both Painesville and Ashtabula, where he lectured on the AREC and RACES programs. The *FHARA Bulletin* of Hamilton tells us that MDY, MDZ, and OFK made General Class. UNW will be on 2 meters soon and ODO has acquired a Viking II. GCARA's *Mike and Key* relates that 1JR has moved into town, MGP has started general repairs on his station and antenna, and 350 souls attended the TVI demonstration, featuring 1ICP. The *Q6*, out of Springfield, mentions that WXG is the most active public-spirited member of the Club. LAB has a pair of 813s on the air, the Club held a contest early in the month, and a class for Extra Class aspirants is being considered. *Shack Gossip*, the excellent creation of HUX and HWX of Toledo, informs us the KQNs have a spanking new baby girl. IEP has been released by the 37th Division, MBI and LNV made General Class. DQR and TWD are active on 420 Mc., and OVC worked Virginia with his self-constructed four-watt transmitter. Newly-elected West Park Radiop officials are VPE, pres.; IWP, secy. and treas.; VM and ZBU, trustees. A correction to a correction: It was not HGH who was reported as in Japan but HQH and the latter insists he's in Cincinnati! Another correction: GCA does not commend the HCL (high cost of living), he condemns it, naturally! Traffic: (Dec.) W8FYO 785, UPB 213, YCP 196, LMB 195, DAE 130, IFX 117, AL 102, RO 65, GDB 60, DG 46, CTZ 42, HUX 36, GZ 32, EQN 28, AJW 27, NYV 26, HZJ 24, FSM 22, ARO 20, QIE 18, WJB 18, DL 17, KIH 17, HNP 16, ET 15, ZAU 13, BLS 12, YGR 12, IJH 11, UPI 10, RN 9, GDQ 8, LZE 8, CTO 7, HXB 7, RZ 7, AQ 6, TLW 6, DZO 5, HPP 5, KZM 5, HHF 4, MGC 4, UZJ 3, AYR 2, PIY 2, PMJ 2, (Nov.) W8ILC 70, DL 22, PBX 6, GDQ 4.

HUDSON DIVISION

EASTERN NEW YORK — SCM, Stephen J. Neason, W2ILL — SEC: RTE. RMs: TYC, KBT, PAMs: IJG, JQL. A hearty welcome to the Harmonic Hill Radio League. After considerable groundwork in Oct. 1952, it was finally organized in April of 1953 with a membership of ten. At this writing, its members number forty and it is affiliated with ARRL. It is located at Mt. Kisco and meets the first Fri. of each month. New officers are PCP, pres.; W. R. Lindsay, act. mgr.; D. Cristofaro, secy.-treas.; AWG, trustee. Section Net certificates were awarded to K2BE, K2EQQ, and EQD for activity on NY's. PHO, who is very busy these days, sends his regards to the gang. K2ARO is on 220 Mc. with 4 watts and a five-element Yagi. He would like to hear from the boys working the band. The new manager of MHT (3617 kc.) is KN2GAU; his assistant is KN2EKS. The SLRC has acquired larger quarters at the Borough Hall in Upper Saddle River, N. J. ZTZ, the Club's activity manager, is the new Spring Valley EC. New officers of the SARA are: UKL, pres.; YIV, vice-pres.; ZBY, secy.; FW,

(Continued on page 74)



for DX take your pick from the Eimac Big Six

The Eimac Big Six is the most outstanding line of multi-grid electron-power tubes from which the amateur radio operator can choose. These six favorites for DX offer low driving power, high power gain, and dependable performance without complicated circuits nor neutralization, and with easier TVI suppression. Rebuilding or starting from scratch, there's an Eimac Big Six to do the job better. To be sure of Eimac quality, ask your distributor for Eimac—the mark of excellence in electron-power tubes.

Remember the Eimac Amateurs' Service Bureau for information about Eimac tubes in your rig.

EIMAC BIG SIX Radial-Beam Power Tubes

TYPICAL OPERATION CLASS C


Tube Type	All Amateur Bands Thru:	Driving Power		Power Input	
		fone	cw	fone	cw
4-65A	144mc	1.9w	1.7w	270w	345w
4-125A	144mc	3.3w	2.5w	380w	500w
4-250A	50mc	3.2w	2.6w	675w	1000w
4-400A	50mc	3.5w	6.1w	825w	1000w
4X150A	420mc	2.0w	1.2w	200w	250w
4E27A	144mc	2.0w	1.6w	380w	500w
		Suppressor Grid Modulated			
4E27A	144mc	1.2w		180w	



EITEL - McCULLOUGH, INC.
SAN BRUNO, CALIFORNIA

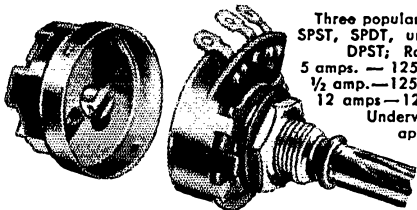
Export Agents: Frazar & Hansen, 301 Clay St., San Francisco, California

It's a snap!



to convert
controls to
switch-types — with

FASTATCH* Switches



Three popular styles:
SPST, SPDT, universal
DPST; Rated at
5 amps. — 125 v.a.c.;
1/2 amp. — 125 v.d.c.;
12 amps — 12 v.d.c.
Underwriters'
approved.

In just seconds, Type KB Fastatch converts any plain-type control with blue-and-white label to a TV-AM-FM switch-type. Snap — and it's on. No ears to bend, no loose parts.

Your Centralab distributor can furnish Fastatch switches from stock. He also has Centralab Blue Shaft Controls from 500 ohms to 10 megs in a wide variety of tapers and tapped units. See him soon.

Send coupon for Centralab Catalog 28.

Centralab

*Trademark

CENTRALAB, A Division of Globe-Union Inc.
912C E. Keefe Avenue, Milwaukee 1, Wisconsin
Send me Centralab Catalog 28

Name.....

Address.....

City..... State.....


treas.; GTC, GRI, PFU, and K2BKU, directors. YIK has a new HRO. DIM passed his General Class exam and will be on 3.8 Mc. soon. TYC lost his 3.5-Mc. antenna and now is on 7 Mc. MRQ is experimenting on 420 Mc. and has increased power to 200 watts on 3.8 Mc. OKI is working DX on 3.5 Mc. with an ARC-5 and a half-wave dipole. Congrats to K2BSD on making BPL, also for a job well done on MHT. IJG is on s.s.s.c. PCQ has a potent mobile signal on 144 Mc. MVS has a new Gonset on 144 Mc. from Newburg. New on 144 Mc. are KNs DQW and DQY. RTE is doing FB with the new 64-element beam on 144 Mc. A new ham in Troy is K2DIS. Traffic: (Dec.) K2BSD 526, W2IFP 255, LRW 142, EFU 109, K2EOQ 80, W2MRQ 73, APH 58, GDD 32, TYC 28, ILI 19, OKI 11, WSS 1. (Nov.) K2BSD 78, EOQ 18.

NEW YORK CITY AND LONG ISLAND — SCM, Carleton L. Coleman, W2YBT — Asst. SCM: Harry Daniels, 2TUK, SEC: ZAI, PAM: JZX, RM: VNJ. The Nassau 10-meter AREC Net reports many thanks to KRP for an FB job in making up the emergency 'phone calling list. About 75 Nassau County members are RACES licensed. ZAI reports with regret the resignation of UWG as EC for Manhattan; K2BBC is taking over. DXV recently qualified for QCWA membership. K2BGZ is being shipped by Uncle Sam to Colorado and will be off for three months. GDO has been discharged and is back on 40 meters. KN2DNO has a Viking on the air. IQR worked 3VIR almost nightly during December on 230-Mc. using a 9903 final. OMH is building a new beam for 220 Mc. MGQ has an 832 on the same band. QOX and HG also are consistent operators on 220 Mc. VNJ reports December was a busy time but poor conditions hindered NLI net operations (look at those traffic totals) and JOA runs 10 watts on 40 and 7 watts on 80 meters in case you think high power is necessary for traffic work. Congrats. Merv. IVU also runs 10 watts. K2CQP, with 30 watts on 80-meter c.w., worked ZL and YV. MUM and JOA received A-1 Operator Club certificates. TAN members recently had a meeting at W1AW with 10 present. CQP, EWB, and EBU are new members of the NLI 2-meter Net. DGF is building an all-band rig. KAC is on 144 Mc. with a 100-watt rig. VUZ, KVV, JDN, GPQ, ZJJ, VL, and JZX are most active on the 75-meter 'phone net. New officers of the Staten Island Amateur Radio Assn. are JIXV, chairman; VKF, secy.; GGJ, treas.; IPA, rec. secy. ELT has a new converter for 2 meters. WL resigned as Official Observer because of the pressure of business. AVB is on 420 and is going to 220 Mc. for a tryout. KJG had to move the antenna and ended up on 20 meters in place of the usual 75. LDK resigned as ORS and gave up traffic net operation because of school activity. W2AEE 5, W1YU 0 was the score of a recent radio chess game between Columbia and Yale. W2AEE has Novice and advanced group training plans underway. EC is doing good on 75-meter 'phone with a cathode modulator. IVS, busy at school, has been DX hunting on 3.5 Mc. GP increased power but ran into TVI problems. BIC dropped the "N." IN is going in for s.s.b. and has a slicer going. PF has a new 75A-3 with 100-kc. crystal calibrator. K2BBO is the new president of the Amateur UHF Club. OKX is vice-president. ZPG treasurer. PQQ secretary. with DVK and DKH FLIRC delegates. The Levittown ARC group (MUM) is converting ARC-1 for 144-Mc. work. LGK reports K2ORK, CUI, and W2ESO have joined his ham orchestra. He wants more members. LGK is on 10-meter mobile. OME reports that the long skip on 75-meter 'phone is hampering traffic-handling. OGX is doing good OO work. New officers of the Tu-Boro Radio Club are LG, pres.; MES, vice-pres.; QYS, treas.; YSM, fin. secy.; BOT, secy. BUA, IBS, LOK, and K2BCB are new members of the New York Radio Club. KAY can be found on 14,150 kc. as DL4GC at 7 a.m. Fri. OBE is back on 75 meters with a gallon. The first seven stations in the traffic listing below made BPL during the month of December. JZX has a new Tech Craft 2-meter converter. CLG has a new Millen GDO. TUK is in Alabama and GF is in Tennessee. UCB moved to Minneapolis. Traffic: (Dec.) W2JOA 873, VNJ 763, IVU 605, KEB 570, AEE 456, NJL 331, EC 254, KFV 246, K2CQP 140, W2LJF 138, JZX 119, GXC 116, IVS 77, OMG 77, GP 48, IN 33, PF 27, LGK 24, HG 21, OME 12, MUM 4. (Nov.) W2AEE 114, OBU 59, LGK 38, MUM 2.


NORTHERN NEW JERSEY — SCM, Lloyd H. Manamon, W2VQR — SEC: NKD. PAM: CCS, RMs: NKD, CGG, WCL, JLX again is active on 10 and 20 meters after serving a hitch in the Air Force. A new Viking II and an RME-45 round out the new station. HXP is active on 2 meters in the AREC and in c.d. work. K2BWP, age 14, made BPL this month. He reports a new traffic high with a total of 233. Congrats to you, George, and keep up the good work in the TCPN. K2BWW, his dad, is a new MARS member with a new call, AA2BQW. CGG, our RM, is in there pitching this month with a traffic total of 244. Section Net certificates went to K2CCF and W2JCO for their keen interest and participating in TAN. The section has been informed of the passing of W2CUI. His enthusiastic support of organized activities within the Northern New Jersey section will long be remembered. New RVRC members: K2AAQ, K2EUN, W2IZY, and KN2GAS. UM, charter member of RVRC (1927), was guest speaker at the Club's Christmas party. K2ASX has moved to California. K2CUII

(Continued on page 76)

Get these 7 ALL-NEW FEATURES with RCA UHF 2-Way Radio



1. Low-cost tubes.
2. Improved coverage in city areas. Less noise, less absorption of signal.
3. High-efficiency power supply.
4. Optional operation on as many as four frequencies.
5. Built-in metering sockets to speed service.
6. 6-inch antenna to simplify installation.
7. "Split" drawer design for easy maintenance.



NEW **RCA UHF 2-WAY RADIO**

opens up traffic-free channels
PERMITS "UNCROWDED OPERATION"

If you've been putting off 2-way radio . . . if you're now operating on an overloaded frequency . . . here's RCA 2-way radio equipment which utilizes many new uncongested channels in the Ultra High Frequency Band, 450-470 megacycles.

NOISE-FREE RECEPTION

With RCA 2-way radio, you eliminate most man-made and natural electrical noise, cut out ignition interference and assure top per-

formance in severe noise areas.

PROVED IN ACTUAL FIELD USE

The UHF equipment, engineered to highest RCA standards, has proved its merit in actual field use in five important systems. The new RCA UHF equipment is ready now to help you solve your problem of channel overloading.


FOR NEW FREEDOM
 in radio operations, check RCA
 Ultra High Frequency 2-way.
MAIL COUPON NOW.

Radio Corporation of America
 Communications Equipment Dept. C 227
 Building 15-1, Camden, N. J.
 In Canada:
 RCA Victor Company Limited, Montreal
 Please send me information on RCA Ultra
 High Frequency (450-470 mc) 2-way radio

Name _____ Title _____
 Company _____
 Address _____
 City _____ Zone _____
 State _____



RADIO CORPORATION of AMERICA
 COMMUNICATIONS EQUIPMENT
 CAMDEN, N. J.



**Volts?
Ohms?
Mils?
Decibels?
Amperes?**

Why Guess? GET YOUR ANSWERS QUICKLY, ACCURATELY, SAFELY

with
PRECISION
SERIES 85 AC-DC Circuit Tester
(20,000 ohms per volt)
**SELF-CONTAINED TO 6000 volts,
60 Megohms, 12 Amperes, + 70DB**

A compact, rugged test set indispensable for test and maintenance of modern communications and electronic equipment.

20,000 Ohms per Volt D.C. — 1000 Ohms per Volt A.C.

RANGES: 0-3-12-60-300-1200-6000 A.C. & D.C.
CURRENT RANGES: 0-120 microamps; 0-1.2-12-120-MA;
0-1.2-12 Amps D.C.
RESISTANCE RANGES: 0-6000-600K-6 Meg-60 Megohms.
DECIBEL RANGES: From -26 to +70DB.

PLUS SUPERIOR PHYSICAL FEATURES:

- ★ Recessed 6000 volt safety jacks.
- ★ Only two pin jacks for all standard ranges
- ★ 4 3/8", 50 microampere PACE Meter.
- ★ Heavy duty bakelite case 5 1/2 x 7 1/8 x 3".
- ★ Deep etched, anodized aluminum panel.

Complete with batteries and test leads.....

\$39.95

LC-1 LEATHER CARRYING CASE—Custom designed, top-grain cowhide case with tool and test lead compartment..... **\$9.50**

See Series 85 and other famous **PRECISION** instruments, on display at leading radio parts and ham equipment distributors. Write for latest catalog.

PRECISION APPARATUS CO., INC.

92-27 Horace Harding Boulevard, Elmhurst 13, New York
Expert Division 458 Broadway, New York, U.S.A. • Cables Morhane
In Canada Atlas Radio Corp. Ltd. Toronto, Ontario

is active in CAP activities. W2AJB spent the Christmas Holidays at his home QTH. RVRC code classes have a good attendance. Interested parties should contact QJW at club headquarters for enrollment. RGV renewed QPS appointment. DXD visited VE2ATC and VE2AKT while on a recent trip to Montreal. He reports both stations are very active in RTTY work in Canada. JCO and JDII are forming the East Coast Net on 40-meter c.w. They need new members in the first four districts. New members wishing to join, contact JCO. The Avenel RC has the following members: FSL, JDE, JCO, K2AFQ, CLI, DSW, and DYF. This is a new club formed last summer which meets weekly. Prospective members should contact W2JCO. CQB has crashed through with traffic count of 698. Bob says he had more time this month for ham activities as he was able to get 18 countries in addition to that fine traffic count. N1Y, GVZ, and TPJ sent in their usual excellent QO reports. The SCM can always count on the Faithful Three for a job well done. DME was right on the nose in the last Frequency Measuring Test for QOs. The GSARA had a very successful annual dinner and dance party Jan. 27th. K2EBL is on a vacation trip to his home in California. K2DHE is back from a holiday trip to Cleveland. NIE has rebuilt the shack to accommodate the new rig. ENM has a new 75A-3 receiver. BTG has had to consolidate the basement shack with the XVI's ceramics studio. The background noise you hear when working YLS is generated by DX, his new parakeet. Traffic: (Dec.) W2CQB 698, CGG 244, K2BWP 233, W2EAS 164, JCO 63, DXD 62, FPM 30, CJX 18, HIA 5, HXP 3, N1Y 3, GVZ 2. (Nov.) W2JCO 86.

MIDWEST DIVISION

IOWA — SCM, William G. Davis, W0PP — SCA and BDR finished out their 1953 traffic with a bang. Doc's total for the year was 13,956. Russ didn't break his down but they are the uncontested 1 and 2 traffic men in Iowa. AIX spent Christmas in the hospital but is coming along FB now. NYX reports that five 2-meter stations in Waterloo are looking for contacts around the State. YTA reports that he worked my brother, UZE, at Lincoln, Neb., on a peanut whistle. FB, that's better than I can do. LCX still is working on his transmitter. PUR is going mobile with Command transmitters on 160, 75, and 40 meters. He has an independent 12-volt system for transmitters. WN0PAN has worked a total of 185 stations in 18 states. GXH reports the death of NUQ, NCS of the S.D. Net. QVA reports OZO is on with his 1/2-kw. final. GSH, HXA, KSF, and LJW have received their Iowa Section Net certificates. TLCN now meets at 1830 in an effort to beat evening skip. FDL reports that the City of Muscatine has allotted \$700 to be used by hams for the purchase of Gonset 2-meter gear for c.d. use. KSF is building a new 813 final. NYX is back after building his rig to desk-top dimensions and now has an 814 working at 100 watts. New officers of the Iowa-Illinois Radio Club of Burlington are MDU, pres.; NLA, vice-pres.; Roy Uffelman, secy.-treas. Traffic: (Dec.) W8SCA 2723, BDR 2357, CZ 375, OZO 253, PZO 176, QVA 141, BBZ 112, GXH 103, YTA 40, BLH 35, PUR 13. (Nov.) WN0PAN 2.

KANSAS — SCM, Earl N. Johnston, W8ICV — SEC: PAH, PAM; FNS, RM: KXL. The Central Kansas Radio Club of Salina elected new officers Dec. 18th as follows: YRN, pres.; JFE, vice-pres.; PKD, secy.; and LXA, act. mgr. The c.d. station in Salina has a new NC-183D. MBH has a new BC-610. New 1954 officers of the Jayhawk Amateur Radio Society of KC are ZGK, pres.; MIG, vice-pres.; and PNN, secy.-treas. The JARS meets the 3rd Wed. of the month. New 1954 officers of the Scott County Amateur Radio Club are YIO, pres.; ROZ, vice-pres.; ZUX, secy.; EUP, treas.; and QNJ, act. mgr. The Johnson County Radio Amateurs Club had a very successful Christmas party with more than 55 attending. The Club has purchased a new Viking II with ECO for the club station. The KVRCC of Topeka held its annual banquet Jan. 8th and elected MXG, pres.; KXB, vice-pres.-treas.; BD, secy.; UPU, pub. chairman. KSY and QV were reelected to the board of directors for 3-year terms. WN0PLS, of Perry, now has 33 states toward WAS. BKK, of Wichita, has completed building a Viking II and will be active again after being off the air since 1943. FDJ, of Linn, has a new Collins 32Y3. Congratulations to BLI, OJJ, and N1Y on making BPL again this month. Traffic: W0OHJ 820, BLI 609, N1Y 370, YOS 98, EOT 73, PSE 53, HS 49, LOW 36, YFE 35, QQQ 32, FNS 29, JDX 28, MLL 29, FEO 28, HFP 27, GCJ 26, MLG 26, MXG 26, FDJ 24, YEG 18, ICV 17, LIX 16, KSY 12, MAE 12, WN0PLS 12, W0BET 11, FHC 10, ONF 9, KXB 7, ZUX 6.


MISSOURI — SCM, Clarence L. Rundale, W0GBJ — SEC: VRF, PAM; AZL, BVL, RMA; OUD, QXO. Missouri lost another active ham when OJC passed away Dec. 6th. The Lebanon Amateur Radio Club has been organized and has elected the following officers: QGR, pres.; PUA, vice-pres.; NGX, secy.; KZR, pub.; and EVN, tech. adviser. The SMARC has elected the following officers: ICW, pres.; NHO, vice-pres.; JHY, secy.; and BHC, act. mgr. RFV (ex-W2VAV) is located at Kirkwood and is on the air with a Viking II and NC-183D. OUD's OM received severe burns while working on her rig. He had to jerk it off the table to break contact and the rig was damaged in the fall so OUD

(Continued on page 78)

Proven Performance

• **SRT-120** •
 NEW IMPROVED
1954 MODEL
 WITH NEW FEATURES

- Additional Harmonic TV Suppression
- Illuminated Meter
- PA Grid Compensation
- Extended Impedance Matching PI Network
- Improved Ventilation - 1/8" Panel
- New Commercial Cabinet Design
- MOD/SP Cutoff Switch for CW



WRITE FOR COMPLETE CONVERSION DETAILS FOR YOUR PRESENT SRT-120

CLASS 'B'
 HIGH LEVEL MODULATION

• **MOBILE OR FIXED** • **KIT OR WIRED AND TESTED** •

SONAR PRODUCTS ARE SOLD BY THE BEST —

ACK RADIO SUPPLY
 Birmingham 3, Ala.

ALLIED RADIO
 Chicago 80, Illinois

ALMO RADIO CO.
 Phila., Wilmington, Salisbury, Camden, Atlantic City

ARROW ELECTRONICS
 New York City 7, N. Y.

GEORGE D. BARBEY CO.
 Reading, Pottstown, Lebanon, Lancaster, Pa.

M. N. DUFFY & CO.
 Detroit 26, Mich.

EVANS RADIO
 Concord, N. H.

FT. ORANGE RADIO DIST. CO., INC.
 Albany 7, N. Y.

R. C. & L. F. HALL
 Galveston, Beaumont, Houston, Texas City, Texas

HARRISON RADIO CORP.
 New York 7, N. Y. and Jamaica 3, N. Y.

HARVEY RADIO
 New York 36, N. Y.

HENRY RADIO
 Butler 1, Mo. Los Angeles 64, Calif.

HUDSON RADIO
 New York 7, N. Y.

KIERULFF ELECTRONICS
 Los Angeles, Calif.

LAFAYETTE RADIO
 Plainfield, N. J.

NIAGARA-CONCORD
 New York 7, N. Y.

OFFENBACH & REIMUS
 San Francisco 2, Calif.

OLSON RADIO WAREHOUSE
 Cleveland, Akron, Ohio

PAYETTE RADIO, LTD.
 Montreal, Canada

RADIO CENTRE
 Montreal, Canada

RADIO SHACK CORP.
 Boston 8, Mass.

RADIO WIRE
 Newark, N. J.

RADIO WIRE
 Boston, Mass.

RADIO WIRE
 New York 13, N. Y.

SPECIALTY DISTRIBUTING
 Atlanta, Ga.

SREPCO, INC.
 Dayton, Ohio

J. V. STOUT CO.
 Baltimore 12, Md.

TERMINAL RADIO CORP.
 New York 7, N. Y.

UNIVERSAL SERVICE
 Columbus 15, Ohio

VALLEY ELECTRONICS
 Burbank, Calif.

VAN SICKLE RADIO
 Ft. Wayne, Indiana

WARREN RADIO
 Kalamazoo, Mich.

WORLD RADIO
 Council Bluffs, Iowa

ZACK RADIO SUPPLY
 San Francisco, Palo Alto, Calif.

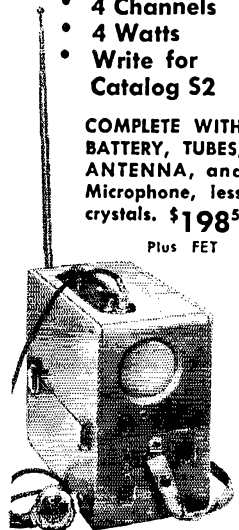
COMPLETE SRT-120-P
 KITFORM **\$198⁵⁰**

wired and tested \$27950
 COMPLETE SRT-120
 MOBILE KIT **\$159⁵⁰**
 wired and tested \$19850

NEW!!
SONAFONE
PORTABLE
MARINE RADIO
TELEPHONE
 • 4 Channels
 • 4 Watts
 • Write for Catalog S2

COMPLETE WITH BATTERY, TUBES, ANTENNA, and Microphone, less crystals. **\$198⁵⁰**


Plus FET



SONAR
 RADIO CORPORATION


3050 W. 21 ST., BKLYN N. Y.

Save Space...



with
JOHNSON
MINIATURE AIR
VARIABLES

Requiring only $\frac{5}{8}$ "x $\frac{3}{4}$ " panel area,
Johnson miniature capacitors will
actually fit on a dime.



Miniaturs with full size features!

- Low inductance • Soldered plates assembled with precision • Split sleeve bearings • Beryllium copper tension spring contact for permanent alignment, constant torque and low inherent noise • Differential and butterfly types electrically symmetrical
- Excellent vibration characteristic due to low inertia • Steatite insulation impregnated with DC-200 • Metal parts brass, nickel plated • Single hole mounting bushing threaded $\frac{1}{4}$ -32 with flats to prevent turning • $\frac{3}{16}$ " shaft slotted for screw driver adjustment • Plate spacing .017" • Peak voltage rating, 1250.

Features available in production quantities: Locking bearing, 180° stop, various shaft extensions, .0135" spacing with capacities up to 30 mmfd, high torque.



E. F. JOHNSON COMPANY

287 2nd Ave. S.W., Waseca, Minnesota

has been off the air, 9LHB/Ø has received his 1000 Traffickers Club certificate. PKV has a new rig on the air with an 813 in the final at 225 watts. BAF is collecting old radio equipment, especially b.c. and ham receivers. The St. Louis University Club scored over 100,000 in the SS. JIY has added an 8-52 to his station. BVL reports that the Early Bird Net set a new traffic record total for December. QXO reports that KOMU/TV has improved the TVI conditions in Columbia. QMF received a Gonset Communicator for Christmas. GAR, IJS, and FLN win their first BPL certificates. CPI and QXO come through again to make BPL. New AREC member: WNØQZV. FLN is rebuilding the final amplifier. Traffic: (Dec.) WØCPI 1278, QXO 673, GAR 552, BVL 484, IJS 351, CKQ 147, FLN 114, EUI 109, GBJ 76, KIK 61, EBE 44, WAP 37, CXE 23, HUT 19, OUD 13, ICW 12, PKV 12, ECE 10, BZK 8, QWB 8, WIS 7, JIY 6, BUL 4, QMF 4, SPR 2. (Nov.) WØBAF 8, ETW 6.

NEBRASKA—SCM, Floyd B. Campbell, WØCBH—Asst. SCM: Thomas S. Boydston, ØVYX. SEC: JDJ. New stations reporting in to the 75-meter 'Phone Net at 12:30 each day are RRH, CTQ, PPT, LGT, and NHS. MNM has joined the watchers by monitoring 3983 kc. daily from 8 A.M. to 4:30 P.M. Anyone wishing to help the Omaha boys in their monitoring of 3983 kc., please let them know. VYX, NCS for the 'Phone Net, gives the net activities for 1953: Total members on roll 82, with daily average of 41. ASI now has his s.s.b. 304-TL kw. final running and has his s.s.b. mobile perking, too. IRW reports he has no toll phone service to seven towns, so give him your traffic. RIG now is using a pair of 3C21s in the final. RDN worked his head off but made BPL. NET is all set with mobile rig and receiver. The North Platte Club has decided (because of s.s.b.) to move down to 3945 kc. LRK has his HT-9 back in operation. JHI has moved back to Scottsbluff. VQR is trying s.s.b. Monitor 3995 kc. every Mon. at 6:30 p.m. for North Platte Official Bulletin Stations giving news in and around North Platte. Traffic: WØRDN 1015, FQB 357, ZJF 144, KØWBF 78, WØVYX 68, NAA 62, JDJ 56, KDW 39, CBH 34, HTA 34, MAO 29, FSE 28, EUT 21, LRK 15, EGQ 13, KXD 12, QHG 10, KLB 8, DDP 7, IBA 7, HQN 6, ORW 6, AEM 5, QOU 4, RAM 4, IRW 3, NGZ 3, FMW 2, PPT 2, BEA 1, HXH 1. (Nov.) WØTQD 3299, JDJ 42. (Oct.) WØTQD 2872. (Sept.) WØTQD 3451.

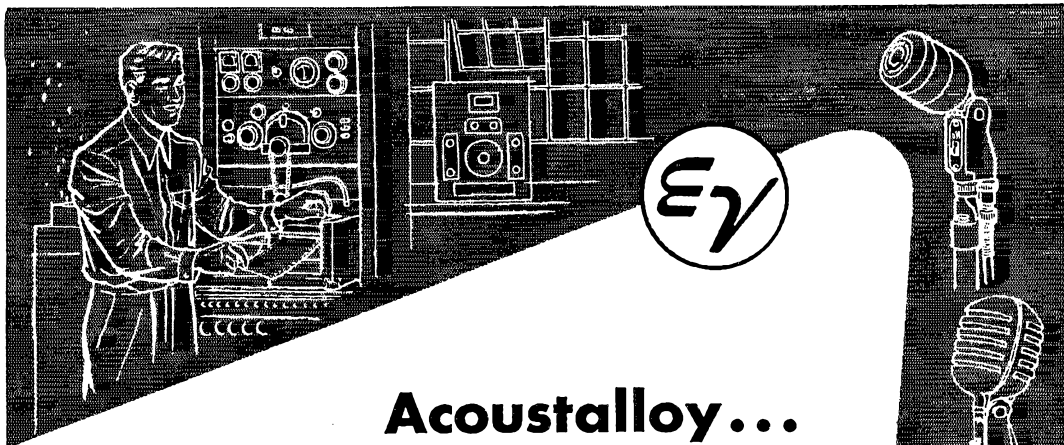
NEW ENGLAND DIVISION

CONNECTICUT—SCM Roger C. Amundsen, W1HYF—SEC: LKF. PAM: FOB. RM: KYQ. CN-3640 kc., CPN-3880 kc., CEN-29,580 kc. SJO maintains his record-breaking traffic activity with his 613 total. The Stratford gang has only Saturdays in which to rest. The sked: Mon., Intertown Net; Tue., code class; Wed., club meeting; Thurs., YL C.D. Net, Fr., RACES; Sun., 2- and 10-meter nets. BVB is turning to high-power so we can hear him on a.m. CN. UNG received a Net certificate for his active work in the Teen Agers' Net (TAN). ODW likes 21 Mc. KYQ renewed ORS appointment. Many appointments have been cancelled. There is no sense in having "paper appointees." URF is interested in OES appointment. ORP has been working on TIE. RAN finished the new portable. KML and JWM are using plug-in modulators. LIG reports that the Deep Sea Dragnet presented our SJO with a scroll. The Norwalk Club has lots of captured gear to be given away to those who attend meetings. RMZ, OHI, and NOM brought some home recently. The V.H.F. Sweepstakes had lots of Connecticut participants. If you want longer columns, you will have to get busy. Traffic: W1SJO 613, AW 292, UNG 214, EFW 189, LIG 139, FQ 98, CUH 77, RRE 73, FTM 59, HYP 52, YBH 52, YYM 38, VOV 36, BDI 33, QJM 32, BVB 31, RFJ 26, WPR 16, BFS 11, ODW 9, SJ 9, KY 8, RAN 4, ORP 2.

MAINE—SCM, Bernard Seamon, W1AFT—SEC: BYK. PAM: BTY. RM: OHT. The Sea Gull Emergency Net meets Mon. through Fri. on 3960 kc. at 5:30 p.m. The Pine Tree Net meets Mon. through Fri. on 3596 kc. at 7 p.m. The Sheepscot Valley Net meets Mon. through Fri. on 3710 kc. Sorry, but the meeting times is not known. The Barnyard Net meets Mon. through Sat. on 3960 kc. at 8 A.M. This is a new one and will bear watching. VYA is NCS; WRZ is his helper. This net has 115 members from all New England and New York. GJY is drawing up membership certificates to make it all legal and official. OHT reports that he has been having a tough time with the conditions on the band this winter. I agree, propagation has been very erratic here, also, although during late December European DX came through on 75 meters in the early evening very well indeed. AMR is on from his new QTH with a TVI-proofed 26-watt that really puts out. CRP left his duties at CSH long enough to get on the air recently. It was good to hear PIL once again. Now if we can persuade FBJ and JAS to rejoin us all will be well. If you guys and gals want to read it, you'll have to send it to me. Traffic: W1LKP 213, TWR 100, OHT 67, VYA 67, BEU 34, BX 29, BFR 20, LYS 15, UZR 9, AFT 5, JIS 4, SRW 4, BZF 2, FRK 2, FJP 2.

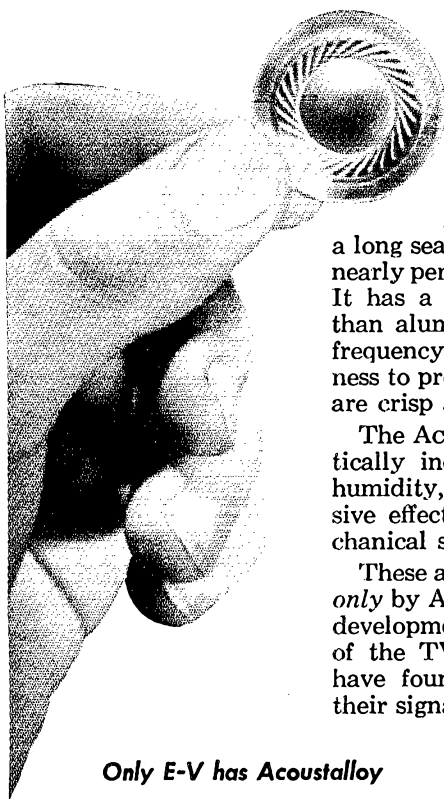
EASTERN MASSACHUSETTS—SCM, Frank L. Baker, Jr., W1ALP—New appointments: OUL as EC for Chelsea, VMD as OBS. Appointments endorsed: AS ECs—QFN Fall River, HRY Wellesley, RCJ Marlboro, BHD

(Continued on page 80)



Acoustalloy...

THE IDEAL MICROPHONE DIAPHRAGM




ACOUSTALLOY is the result of a long search to find a material that has nearly perfect diaphragm characteristics. It has a greater modulus of elasticity than aluminum for clean boomless low frequency response and inherent stiffness to produce distortionless highs that are crisp as frozen lettuce.

The ACOUSTALLOY diaphragm is practically indestructible...withstands high humidity, extreme temperatures, corrosive effects of salt air, and severe mechanical shocks.

These are the qualities—made possible *only* by ACOUSTALLOY, an exclusive E-V development, that makes E-V the choice of the TV networks. Discerning hams have found that ACOUSTALLOY pushes their signal through the crowded bands.

Only E-V has Acoustalloy

See your E-V Distributor



TODAY'S MOST COMPLETE
MICROPHONE LINE

Electro-Voice

BUCHANAN · MICHIGAN

Export: 13 E. 40th St., N.Y. 16, U.S.A. Cables: Arlab

POPULAR BEAMS

Here are the 14 most popular beams by actual choice of hams all over the world:

All beams use any standard transmission line. Full data supplied with each beam. All GOTHAM beams assemble quickly, are adjustable over the entire band, and can easily be stacked on a single mast. Every beam complete with all hardware, fittings and castings. All aluminum tubing is 61ST6 alloy, with wall thickness of .049".

10 M. BEAMS

S103T • Std. 10m 3-El. T match, \$18.95. 1—8' Boom, 3/4" Alum. Tubing; 3—6' Center Elements, 3/4" Alum. Tubing; 6—6' End Inserts, 3/4" Alum. Tubing; 1—T Match (4'). Polystyrene Tubing; 1—Beam Mount.

D103T • DeLuxe 10m 3-El. T match, \$25.95. 1—8' Boom, 1" Alum. Tubing; 3—6' Center Elements, 1" Alum. Tubing; 6—6' End Inserts, 3/4" Alum. Tubing; 1—T Match (4'). Polystyrene Tubing; 1—Beam Mount.

S104T • Std. 10m 4-El. T match, \$24.95. 1—12' Boom, 1" Alum. Tubing; 4—6' Center Elements, 3/4" Alum. Tubing; 8—6' End Inserts, 3/4" Alum. Tubing; 1—T Match (4'). Polystyrene Tubing; 1—Beam Mount.

D104T • DeLuxe 10m 4-El. T match, \$30.95. 1—12' Boom, 1" Alum. Tubing; 4—6' Center Elements, 1" Alum. Tubing; 8—6' End Inserts, 3/4" Alum. Tubing; 1—T Match (4'). Polystyrene Tubing; 1—Beam Mount.

15 M. BEAMS

S152T • Std. 15m 2-El. T match, \$22.95. 1—12' Boom, 1" Alum. Tubing; 2—12' Center Elements, 1" Alum. Tubing; 2—5' End Inserts, 3/4" Alum. Tubing; 2—7' End Inserts, 3/4" Alum. Tubing; 1—T Match (6'). Polystyrene Tubing; 1—Beam Mount.

D153T • DeLuxe 15m 4-El. T match, \$39.95. 1—12' Boom, 1" Alum. Tubing; 3—12' Center Elements, 1" Alum. Tubing; 2—5' End Inserts, 3/4" Alum. Tubing; 2—6' End Inserts, 3/4" Alum. Tubing; 2—7' End Inserts, 3/4" Alum. Tubing; 1—T Match (6'). Polystyrene Tubing; 1—Beam Mount.

HOW TO ORDER: Remit by check or money-order. We ship immediately by Railway Express, charges collect; foreign shipment cheapest way. 10-day unconditional money-back guarantee.

20 M. BEAMS

S202N • Std. 20m 2-El. (No T), \$21.95. 1—12' Boom, 1" Alum. Tubing; 2—12' Center Elements, 1" Alum. Tubing; 4—12' End Inserts, 3/4" Alum. Tubing; 1—Beam Mount.

S202T • Std. 20m 2-El. T match, \$24.95. 1—12' Boom, 1" Alum. Tubing; 2—12' Center Elements, 1" Alum. Tubing; 4—12' End Inserts, 3/4" Alum. Tubing; 1—T Match (8'). Polystyrene Tubing; 1—Beam Mount.

D202N • DeLuxe 20m 2-El. (No T), \$31.95. 2—12' Booms, 1" Alum. Tubing; 2—12' Center Elements, 1" Alum. Tubing; 4—12' End Inserts, 3/4" Alum. Tubing; 1—Beam Crosspiece, 1" Alum. Tubing; 1—Beam Mount.

D202T • DeLuxe 20m 2-El. T match, \$34.95. 2—12' Booms, 1" Alum. Tubing; 2—12' Center Elements, 1" Alum. Tubing; 4—12' End Inserts, 3/4" Alum. Tubing; 1—T Match (8'). Polystyrene Tubing; 1—Beam Crosspiece, 1" Alum. Tubing; 1—Beam Mount.

S203N • Std. 20m 3-El. (No T), \$34.95. 1—12' Boom, 1" Alum. Tubing; 3—12' Center Elements, 1" Alum. Tubing; 6—12' End Inserts, 3/4" Alum. Tubing; 1—Beam Mount.

S203T • Std. 20m 3-El. T match, \$37.95. 1—12' Boom, 1" Alum. Tubing; 3—12' Center Elements, 1" Alum. Tubing; 6—12' End Inserts, 3/4" Alum. Tubing; 1—T Match (8'). Polystyrene Tubing; 1—Beam Mount.

D203N • DeLuxe 20m 3-El. (No T), \$46.95. 2—12' Booms, 1" Alum. Tubing; 3—12' Center Elements, 1" Alum. Tubing; 6—12' End Inserts, 3/4" Alum. Tubing; 1—Beam Crosspiece, 1" Alum. Tubing; 1—Beam Mount.

D203T • DeLuxe 20m 3-El. T match, \$49.95. 2—12' Booms, 1" Alum. Tubing; 3—12' Center Elements, 1" Alum. Tubing; 6—12' End Inserts, 3/4" Alum. Tubing; 1—T Match (8'). Polystyrene Tubing; 1—Beam Crosspiece, 1" Alum. Tubing; 1—Beam Mount.

NEW 2 METER BEAM KITS

6 Element Yagi
\$9.95

12 Element Yagi
\$16.95

GOTHAM HOBBY

107 E. 126 Street
New York 35, N. Y.




Everett, SH Dedham, IBE Rockport, INC Melrose, IPZ Shirley, RSE Whitman, PAN Billerica, RRA Winchester, LJT Brockton, PYT Ipswich; QVN, Randolph and Holbrook; as OBRs—BHD, AAR; as ORSs AAR, LM, BB; as OPSs—AAR, RP, BB; as OES—LJT, Heard on 10 meters: NBE, WCB, LJT, QLC, YEO, VHE, VRK, YVE, mobile YOR, ZPI, HYZ. On 2 meters: QW, CMW, QJF, UIM, UUU, and JNX. THE and NKS are on 2-meter mobile with a Gonset Communicator. QAF has an 813 on 3.5 Mc. 4VBK/1, in Boston, has been handling traffic for the servicemen. IZR, now in West Roxbury, is on all bands. YHM passed Tech. Class exam. NF joined the local c.d. group. VMD is on 10 meters. SS has a gold QSL card for his 50 years as an amateur. If you work 10 members of the South Shore Club, send the list to Box 8, Quincy, Mass., and you will receive a "WSS" certificate. The Quannapowitt Radio Assn. had a talk on a Johnson Viking by a representative from Evans Radio. KBN has 1 kw. on 20-meter phone and now has 65 members. The Region 5 Radio Comm. meeting was held in Cambridge with KTG, RM, BL, ALP, NJN, DOF, and Col. Platt from the States C.D. Headquarters. TWQ is living in Somerville and attending Tufts College. UKO has a Viking II and is on 75 meters. EPE has a sked with DLADB. LM has a sked with 90R and 9EBL on 40 meters. UTH went to ARRL Headquarters for Teen-Age Net get-together. WU's mobile rig is working FB. Sorry to have to report the death of HSB, WK, BGH, and PXH took part in the November F.M.T. RP moved to Wayland and will have more room for sky wires. RCJ is building for 6 meters and has a TBS-50. The Merrimack Valley Amateur Radio Club elected SZO, pres.; VBO, vice-pres.; Alvin Harvey, secy.; YXX, treas.; SSZ, act. mgr. Board of Directors: SZO, VBO, Alvin Harvey, YXX, SSZ. Club trustee JED, GTR director. The Southeastern Mass. Amateur Radio Assn. held a Christmas party. WGN bought a new 10-meter ground-plane antenna. SSS got rid of a bad power leak near his QTH. The Wellesley Amateur Radio Society held its annual Christmas Party for the XYLs, YLs, and jr. operators. BB had the Winthrop gang at his QTH for the annual get-together as follows: BDU, DJ, OIR, UOC, MQB, QUX, NMX, CMW, HJF, TQT, SBT, PBX, TTH, GGP, VIS, along with the XYLs and YLs. Those on at the last dir were SBT, BDU, CMW, MQB, UOC, VIS, QUX, DJ, OIR, SBT, mobile, with BB. IBE has an NC-183D and is in the TCPN. MME is handling a lot of traffic from TCPN. Among those taking part in the Section 5 monthly simulated test were WFO, IS, FVD, K2ADA/1, TYN, EKG, KWD, SH, VPR, CQN, THY, DW, ALP, AYG, YOR, MPT, and TQQ. GOU is building a new tower for his beam. New hams: YLW and YLU in Ipswich; YLV in Essex. JOJ renewed OES appointment. DOF says there is lots of DX on 75-meter phone. The KBN Club, in conjunction with MARS and F.C.C., is working to eliminate industrial QRM during the daytime. UFM is secretary of the Quannapowitt Radio Assn. The Club had a talk by Karl Stern of the Andrews Corp. on Ground-Plane Antenna. Traffic: (Dec.) WIEMG 809, TY 518, MME 220, AVY 146, LM 95, UKO 77, UE 46, UTH 33, BY 27, EPE 17, NUP 14, KBN 11, WU 10, DOF 3, AHP 2, ALP 2, AKS 1. (Nov.) WIUKO 31, EPE 29, AOG 11, DOF 5, PYM 3.

WESTERN MASSACHUSETTS—SCM, Roger E. Corey, WIJYH—SEC: KUE. RM: BVR. PAM: RDR. WMN meets at 7 p.m. and 8 p.m. on 3560 kc. New appointees are SRM as ORS, VNH and PHU as OESs. UKR made RPL this month. TTL has built a carrier injection oscillator for s.s.b. reception and is fast becoming a convert. BDV is trustee of ZPJ, new R.C. station of the Whitesville H.S. of which he is principal. WEU is pres. and YHU is vice-pres. of the club. UVI is coaching WN1ZBA for his General Class exam. TVJ took time out from traffic work to catch four new countries on 80 meters. SAS has moved to a new location and is a new OPS. OBQ raised a new 20-element beam for 2 meters with the help of MNG, TTL, and VNH. WN1ZAM worked Kansas for some good DX on the 7-Mc. Novice band. QWJ gave a lecture-demonstration on s.s.b. for the HCRC. TAY worked VP9BK on 75 meters and got a 20 over 9 report with 15 watts. JRA is on 2 meters with a converted 522. WN1ZPB is a new licensee at Amherst College. KIWAV, at the Springfield Army, rolled up a nice traffic total this month with WCV, WDK, MNG, and AAY doing most of the operating. HRV lost his receiver during the SS but finished strong with his old SW-3. VKY is back from Korea and is active in Hampden. THD is eating venison from Maine. UPF is active on 75- and 40-meter phone. LFT has a new 10A s.s.b. exciter and a Collins 75A-1 and can be found regularly on the high end of 75 meters. KK also has a new 10A while JYH is on s.s.b. with a homemade phasing rig. VLM has a new Babcock mobile in the car and has been working good 15-meter DX with it. LIB would like to hear from hams around Webster who are interested in forming a radio club. GUI and SAS renewed their appointments. How about yours? Traffic: WIUKR 503, TVJ 225, KIWAV 196, W1BVR 106, HRV 67, MNG 67, SRT 43, TAY 28, WDW 27, AGM 11, JYH 10, RRX 10, DVW 7, RLQ 7, JRA 6, GVJ 4, JAH 1, OBQ 1.

NEW HAMPSHIRE—SCM, Carroll A. Currier, WIGMH—SEC: BXU. RM: CRW. PAM: UNV. The new EC for Grafton County is VEG. GTY now is working in New York State. The PCARC has the following Official

(Continued on page 82)

flyweight or heavyweight



CHICAGO

builds the world's **TOUGHEST TRANSFORMERS**


A Complete Range for Every Need: From "flyweight" Chokes to "heavyweight" Modulation bruisers, CHICAGO "Sealed-in-Steel" transformers are *really rugged*. Talk about "torture"—these units can "take it," and deliver full rating and continuous, depend-

able service under the toughest conditions. Your electronic parts distributor can supply the *complete* CHICAGO "Sealed-in-Steel" line for *every* circuit requirement: Power, Bias, Filament, Filter, Audio, MIL-T-27, Step-down, etc.

There's Nothing Tougher than the "Sealed-in-Steel" New Equipment Line


CHICAGO's one-piece drawn-steel cases are the strongest, toughest, best-looking transformer construction available. The one-piece seamless design (in a choice of 3 mountings) enclosing an electronically perfect unit, provides the best possible electrostatic and magnetic shielding, with *complete* protection against adverse atmospheric conditions. Whether your transformers must pass the most rigid MIL-T-27 specs, or are intended simply for average applications—*play safe*—choose CHICAGO "Sealed-in-Steel" transformers.

Free CHICAGO Catalog—You'll want the full details on CHICAGO's *New Equipment Line*, covering the complete range of "Sealed-in-Steel" transformers for every modern circuit requirement. Write for your free copy of Catalog CT-153 today, or get it from your electronic parts distributor.




H-TYPE

Hermetic sealing meets all MIL-T-27 specs. Steel base cover is deep-seal soldered into case. Terminals hermetically sealed. Ceramic bushings. Stud-mounted unit.



S-TYPE


Steel base cover fitted with phenolic terminal board and pressed into base. Convenient numbered solder lug terminals. Flange-mounted unit.



C-TYPE

With 10" color-coded leads brought out through fibre cord base cover. Lead ends are stripped and tinned for easy soldering. Flange-mounted unit.

AVAILABLE IN 3 VERSATILE CONSTRUCTIONS



CHICAGO STANDARD TRANSFORMER CORP.

3501 ADDISON STREET • CHICAGO 18, ILLINOIS



USE

RAYTHEON

RELIABLE
SUBMINIATURE TUBES

RELIABLE
MINIATURE TUBES

GERMANIUM DIODES

TRANSISTORS

NUCLEONIC TUBES

RECEIVING AND
PICTURE TUBES

MICROWAVE TUBES

Buy Through Your Raytheon Tube Supplier

RAYTHEON

Excellence in Electronics

RAYTHEON MFG. CO.

RECEIVING TUBE DIVISION
NEWTON 58, MASSACHUSETTS

Mobile rigs on for emergency work: YFZ, YMJ, TWP, TDV, and RZX. Also the club has two Emergency Units, QXP and CDX. Present PCARC officers are TDV, pres.; LMD, vice-pres.; WN1YIL, secy.; WN1YIV, treas. The NHEN has eight out of ten ECs calling in each Sun. on 3850 kc. at 1300. Everybody is welcome to call in. TBS has a new Viking on the air with an FB signal. He is NCS on Trunk Line Atlantic-Pacific on Thurs. Have you earned your WANE certificate yet? CRW, TBS, and FZ made BPL this month. Just look at the total CRW had. Congratulations, and I think this is a record for BPL in New Hampshire. TNO had a fine trip to the West Coast this summer and ran across a friend of GMH's in California. Welcome to New Hampshire, TIS. BKB now is K6CWJ. CRW has a sked every Sun. morning at 1330 GMT with DL4EN for traffic. I notice Cliff had a fine score in the CD Contest. When do you eat or sleep, Cliff? Traffic: W1CRW 2177, TBS 325, FZ 146, CDX 44, QJX 31.

RHODE ISLAND — SCM, Merrill D. Randall, W1JBB — SEC: MIJ. RM: BTV. RIN meets every evening at 7 on 3540 kc. Mon. through Fri. The R. I. 'Phone Net meets every Sun. at 11 a.m. on 1890 kc. 4CVO/1 has been confined to his bed at the Naval Hospital in Newport for the past month — that's the reason his many air-friends have missed him. He is out and doing fine now, we are glad to report. News of interest to all local (Aquidneck Island) hams is that the 10-meter interference that has been pestering all of you has finally been located and will be cleaned up. After four years — success! Sorry to have missed that NAARO Christmas Party. As usual, it was a smashing success. The NCRC elected new officers and installed them at a banquet Sat. evening, Jan. 9th. Comments would be appreciated from all R. I. hams, affiliated or non-affiliated, on the idea of the R. I. Federation of Amateurs. Traffic: W1BBN 130, VXC 112, BTV 71, TGD 49, OIK 13, W4CVO/I 10, W1AIT 9.

VERMONT — SCM, Robert L. Scott, W1RNA — SEC: NLO. PAM: RPR. RM: OAK. VTN meets on 3520 kc. Mon. through Fri. at 1900 hours; VTPN on 3860 kc. Sun. at 0930; Green Mountain Net on 3860 kc. 1200-1300 hours Mon. through Fri. The GMN is a new noontime net in operation just a few weeks. It was begun primarily to handle Vermont traffic that band conditions were making impossible at 1900 hours on VTN. Now stations from New Hampshire, Maine, and New York are reporting in. With Portland, Me., Schenectady, N. Y., and Montreal, Quebec, all operating on channel 6, there seems to be a *few* TVI problems hatching out. SFE, VVP, JLZ, UOQ, PWB, and VZE seem to think they have a record of some sort — 5 hours and 15 minutes round table. Anyone gotta name? Contact VZE. Traffic: W1RNA 609, OAK 105, TEW 62, AVF 45, RPR 24, VVP 22, BJP 18, IT 16, ELJ 11, AXN 4, KJG 3.

NORTHWESTERN DIVISION

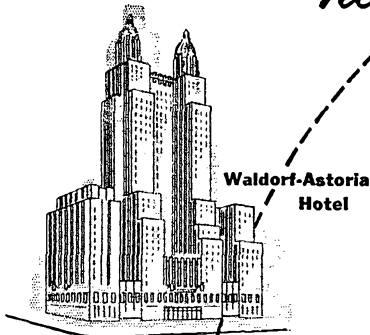
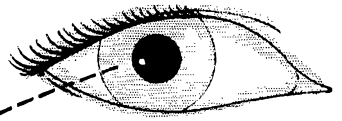
ALASKA — SCM, Glen Jefferson, KL7NT — KL7BK is back in circulation after engineering the installation and commissioning of KTVA-TV in Anchorage. PDG is doing FB work with his "V" beams at Kotzebue. All hands welcome W4WRA and his XYL, W4WRC, back to Anchorage from Falls Church, Va. They hope to reclaim KL7PJ and KL7YG. RZ, who, for the benefit of you Cheechakoas I will identify as Carl Shute, long of these parts, is giving forth with his mellow voice over a Viking II, and probably can be heard on 75 meters. With this issue NT signs out and AGU will take over as SCM next issue. NT hopes to find time to get back on the air in the near future.

IDAHO — SCM, Alan K. Ross, W7IWU — This is one month I find nothing on hand from you fellows to report so will write about what I have "heard" and "seen." RKI, Preston, puts out a nice little FARM Net Bulletin called *The Hambone*. I can get more news than I can use by reading it, but still prefer the news first hand. North Idaho: IPE puts out a terrific signal on 1995 kc. with 200 watts and a half-wave 60-70 feet high. Other good signals are NLJ, FRM, and RSP. This band is pretty good during the winter. The Boise Gem State Radio Club elected GHT, pres.; PKA, vice-pres.; and RCU, secy.-treas. Our 29.5-kc. Net has gone to pot — too much TV, and perhaps some TVI. Interest is picking up on 144 Mc. with DOH, JKB, OCF, NVO, and IWU on. IWU works out OK on 1995-kc. mobile, using base- and center-loaded coils in series, plus small capacity hat. Please drop me a line or two.

MONTANA — SCM, Edward G. Brown, W7KGJ — Our State Civil Defense Director has requested a roster of all Emergency Corps members. Any of you Emergency Coordinators who have failed to give your SEC your membership list, please do so as quickly as possible. Anyone who is interested in joining the Emergency Corps, please contact the EC for your area, your SEC, or your SCM for any information you need. JRG has a new job at KOOK-TV and has been too busy for much ham activity, but now that the TV station is in operation Ken will be busy on 6 and 2 meters again. PCZ has a new mobile in operation and also reports activity in the SS Contest with 360 stations worked in 65 sections. TKB worked his first Asian station in twenty-five years of hamming when he worked JA2WA on 3525 kc. CT has just completed a new grid-dip meter and is very pleased with it. Les used the circuit in QST. OPM has a new TV set so won't be as active as usual. KJG is working on TV


(Continued on page 84)

The eye-opening event of the radio-electronic new year!



For the past 12 months the vast, fast-growing radio-electronic industry has been preparing for 4 great days — March 22-25. This is when the IRE National Convention and Radio Engineering Show — the biggest and best ever — will take place in New York City. Be sure to join the other radio-electronic men — nearly 40,000 are expected — who will come, see and appraise the show at which all that is new will be unveiled.

A practical summary of radio-electronic progress will be unfolded at 54 technical sessions during the four-day period. 243 scientific and engineering papers, grouped by related interests, will be presented during these sessions, more than half of which are organized by IRE professional groups. Actually, you will be attending 21 conventions fused into one. New York's finest meeting facilities are provided — the Waldorf-Astoria Hotel plus 3 huge halls in Kingsbridge Armory. Transportation between the two locations is quick, easy — by subway and bus service.



At the show you will find over 600 firms "spotlighting the new" in their high-interest product exhibits. These will extend over a mile and a half along avenues appropriately named for radio elements: "Instruments," "Components," "Airborne," "Radar," "Transistor," "Audio," "Microwave," etc. These exhibits, an education and revelation in themselves, fill the four-acre space of the great Kingsbridge Armory . . . and can be viewed throughout any one or all of the four days.

Admission is by registration only, and serves for the four-day period. For IRE members the cost is only \$1.00. For non-members it is a low \$3.00, covering sessions and exhibits. Social events have been carefully planned. These are priced separately.

March 22-25, 1954

**is the date! New York is the city
where the radio-electronic event
of the year will take place.
Come! See! Enjoy!**




"Spotlight the New"
at the
RADIO ENGINEERING SHOW
EXHIBITOR

Come and see
600 EXHIBITS

March 22-25, 1954 • Kingsbridge Armory, New York City

THE 1954
IRE NATIONAL CONVENTION
AND
RADIO ENGINEERING SHOW
THE INSTITUTE
OF RADIO ENGINEERS
1 EAST 79th STREET, NEW YORK CITY

**THE SYMBOL OF
Quality
IN TRANSFORMERS**



**dollars
AND
sense...**

Triad quality costs no more, and those who buy Triad Transformers get what they pay for.

Superior design—finer materials—precise workmanship—distinctive appearance—continuous and unfailing service. All these contribute to the recognized value of Triad products.

Industry expects—and gets—from Triad the finest transformers made.

Triad Transformers are sold by select jobbers in principal cities. Write for Catalog TR-53D.



4055 Redwood Ave., Venice, California

installation and limited service for a local dealer. TAT is building a new transmitter and having TVI troubles. WN7SCG is working on TV installation. Traffic: W7SFK 100, PCZ 14, TAT 13.

OREGON—SCM, John M. Carroll, W7BUS—The Southern Oregon Amateur Radio Club advises that present officers are NLW, pres.; QMU, vice-pres.; OPH, secy.; and FTA, treas. AHP has been in W6-Land visiting 6KOG and 6JAT. W7FTA, KEN, and MKA were active on OEN during a heavy coast storm handling emergency traffic. NLW wired up the Viking kit and it sounds fine. QMU is going mobile. UAQ now is active on 80 meters. NFZ has a 15-acre QTH with natural antenna poles. MEV is planning emergency gear for the SOARC. OPH has a new home under construction. ITZ furnishes good reports to the SCM. FY still is interested in the AREC. RDA, ADX, THY, TII, RQN, SHA, and WN7VBF all signed up with the AREC. VCH is Marsh Myers of Echo, Ore., using a TCS rig. FU is on more frequently. KTF is going mobile. KR is radio sgt. of Umatilla Mounted posse. TVW was elected president of the Pendleton Radio Club, with KZF, vice-pres.; QBR, secy.; and BKD, treas. AJN reports that skip fouls up the traffic nets. The Cascade Traffic Net, on 29.2 Me., had 50 members on with nine NCS handling 17 messages per QEI. TH advises the OS Net handled 13 messages, QNI 8, and NCS 5. AJN advises also of 21 sessions on OSN with 134 attendance, and high traffic one session of 14 and high QNI one session of 12. Traffic: W7QPS 112, PHJ 60, AJN 29.


WASHINGTON—SCM, Laurence M. Sebring, W7CZY—SEC: QZF, RMs: FIX, OE. PAMs: EHH, PGY, PGY's and BA's 10-meter beams took off in the recent high winds, but both are back up and in business again. CO has his RTTY copying. Louie Anderson, WN7UZE, is proud of Novice Class ticket. SMB's XYL passed her Novice Class exam. LEC is kept busy with code instruction. SMB, HMQ, NZM, OIH, and OEB are mobiles and keep 10 meters active in the Valley. Mobiles SMB, HMQ, and OEB assisted the Pierce County Boy Scouts at the Scout Jamboree held at PLC Dec. 12th. TOU and QPX operated 77 from the Student Union Bldg. and dispatched the Scouts on their missions. The VARC c.d. gang very ably assisted in the Tacoma c.d. drill which was held recently. HMQ kept two rigs and three transmitters going at Midland, the Pierce County command station. PRZ was home for the holidays from Scott AFB, Ill. The c.d. gang received a call for communications support during the wind storm on Dec. 19th which cut power lines in the business district of Puyallup. PXY is building an 813 final. PRZ was home for Christmas from Cornell U. KT was so busy harvesting holly on his 400-tree farm that he by-passed radio during December. FIX has a new SX-71. EOF, formerly of Tacoma and now of Pe Ell, Wash., is back on the air after an absence of 15 years. The new Tacoma Amateur Radio Society is growing fast. SKT is new manager for the Sound Traffic Net, with PGY, asst. mgr., and QOU, net recorder. WNØRBE passed his General Class exam and soon will be operating from the YMCA in Bremerton. PM is installing a new Elmac. PKR is building his own 2-band mobile transmitter. CYV has been promoted to chief engineer of station KRLC. NMA, the Amateur Radio Club of Seattle Pacific College, is back on the air after three years' silence. UFD is the trustee. The Seattle Christian Amateur Radio Club meets the last Mon. evening of each month at the shack of NMA. SJL and his XYL, UXB, have a new harmonic. OWJ has a new Viking. EHH has his half-kw. rig working side by side with the XYL's TV set. FL gives OEN a hand during skip. PHV died of a heart attack. Traffic: W7BA 1848, K7FAE 1612, W7PGY 748, FRU 538, OE 350, QYN 258, RXH 211, FLX 192, APS 142, ZU 73, RTQ 62, KT 61, EHH 54, BLX 32, BG 29, QOU 29, AIB 27, RT 18, SKT 18, AMC 17, EAU 8, TH 7, GAT 5.

PACIFIC DIVISION

HAWAII—SCM, James E. Keefer, KH6KS—All Hawaiian amateur groups brought 1953 to a very enjoyable end with various parties and with resolutions for bigger and better activities for 1954. KH6AJF has relocated in the Pearl Harbor Area and now sports its own power plant, rhombs, etc. Trust Territory traffic may be delivered via KC6UZ, KC6AA, KG6SA, KC6AC, and KC6SJ. UZ and SJ located on Truk, SA on Saipan, AA on Yap, and AG on Ponape. Some idea of the traffic volume handled by stations in the Far East is shown by the following monthly figures furnished by KA2HQ: July 9550, Aug. 18,815, Sept. 16,422, Oct. 12,367 and Nov. 14,620. KA7RC, KH6FAA, KH6AJF, KH6FAD, KA3AC, KG6FAA, KA7LJ, KA7SL, and KA2KS made BPL in December. At this writing your SCM is on Wake Island so any errors may be blamed on the XYL, KH6AFC. Traffic: (Dec.) KG6FAA 17,325, KA7LJ 10,004, KG6FAD 3008, KA7RC 2238, KH6AJF 2204, KA3AC 2018, KA7SL 1930, KH6FAA 1912, KA2KS 241 (Nov.) KA2HQ 917, (Oct.) KG6FAD 1132.

NEVADA—SCM, Ray T. Warner, W7JU—SEC: HJ. ECs: KOA, LGS, NRU, NUW, OXX, TJY, VO, and ZT. OPS: JUO. ORS: MVP and NOW, HJ, LGS, and KIO are affiliated with K7NAH, USNR Training Center, Las Vegas. BKS is the new prexy of the Southern Nevada Amateur Radio Club. BVZ is experimenting with frequency shift keying without RTTY. Novice TGK is preparing for


(Continued on page 86)



Bliley TYPE AX2

RANGE (kc)	TOLERANCE (kc)	PRICE
1803-1822 1878-1897 1903-1922 1978-1997	±1	\$3.75
3500-3997	±5	\$2.95
7000-7425 8000-8222	±5	\$2.95
12500-13615 14000-14850	±30	\$3.95

On crystals supplied to the tolerance above, the nameplate frequency is calibrated to ±.002% in factory test equipment. The drift is less than .0002% per °C.




Bliley TYPE AX3

RANGE (kc)	TOLERANCE (kc)	PRICE
24000-24333 25000-25500	±5	\$3.95

Specially designed third overtone crystal produced for the Bliley CCO-2A oscillator. On crystals supplied to the tolerance above, the nameplate frequency is calibrated to ±.003% in factory test equipment. The drift is less than .0002% per °C.

Bliley Crystals FOR 23 YEARS TOP AMATEUR CHOICE...




Bliley TYPE CCO-2A

This famous packaged oscillator unit was designed and engineered to utilize the many advantages of crystal control on 2-6-10-11 meters. With the CCO-2A, output is obtained directly on 6-10-11 meters; operation on 2 meters requires only a tripler stage.

Specified for 10 meters and 11 meters is the Bliley type AX2. For 6 meter operation, use Bliley type AX3. On 2 meters, select an AX3 crystal which will triple to the desired transmitting frequency.

PRICE: \$11.95 (Less Tube and Crystal)



Bliley TYPE MC9

SPOT FREQUENCIES for NET OPERATION


RANGE (kc)	TOLERANCE (kc)	PRICE
ANY SPECIFIED FREQUENCY BETWEEN 3000-10000	±.03%	\$4.80


On crystals supplied to the tolerance above, the nameplate frequency is calibrated to ±.002% in factory test equipment. The drift is less than .0002% per °C.



You will find these famous Bliley amateur products described in Bulletin 44-A—now available at your favorite distributor of amateur equipment.

BLILEY ELECTRIC COMPANY
UNION STATION BLDG., ERIE, PENNSYLVANIA





Everything you need
at your fingertips — in

Centralab

Rotary Switch Kits

Centralab Switch Kits contain *all* the parts you need to assemble almost any standard or special switch for low-power application—stock sections, indexes, and hardware. There are four different kits packed in attractive steel cabinets:

(1) Kit No. 414 for Phenolic Switches.

With this kit, you can build any of Centralab's standard, 1400 Series, stock rotary switches or 31 special switches of from one to ten sections. Send for bulletin 42-138.

(2) Kit No. 419 for Steatite Switches.

With this kit, you can build any of Centralab's standard, 2500 Series, stock rotary switches or 27 special switches of from one to ten sections. Send for bulletin 42-138.

(3) Kit No. 2000 for Miniature Steatite Switches.

(4) Kit No. 1500 for Phenolic Selector Switches.

Your Centralab distributor can furnish kits and kit replacements from stock. You pay only for parts — there's no charge for the cabinet. Get your kits soon.

Send coupon for Centralab Catalog 28 and bulletin.

Centralab

CENTRALAB, A Division of Globe-Union Inc.
912C E. Keefe Ave., Milwaukee 1, Wis.

Send me the material I have checked:

Catalog 28 Bulletin 42-138

Name.....

Address.....

City..... Zone..... State.....


his General Class exam. LLS, in Steamboat, is on 75 meters with a nice-sounding 600-watt job. SXD again is rebuilding his transmitter. Afraid of TVI, Kingsley? JUO is shielding his kw. NOW, of Stead Field, has been moving considerable traffic and has been appointed ORS. JU is dreaming up another 144-Mc. antenna with hopes of working the West Coast. To date no known Nevada station has done so. Traffic: W7NOW 380, JU 17.

SANTA CLARA VALLEY—SCM, Roy I. Couzin, W6LZL—Most of the clubs held very enjoyable parties during December. WGO, past-president of the SCCARA, held that office for the past three years and the progress made during that time was nothing short of amazing. His term of office will long be remembered by all of us who are club members as well as those who had the pleasure of visiting the club during his stay in office. The MBRC held a White Elephant Sale and to keep in the Christmas mood had all the articles gift-wrapped. The PAARA held a business meeting, nominated officers for the coming year, and made plans for new quarters for the club meetings. The Mobilcers had a Christmas breakfast in San Francisco which was well attended. The CCRC held its meeting in Berkeley. The host club was the SARO and the main discussion was on the ham calendar, which will be a very handy thing to have around any shack. The NPEC held election of officers and a very nice Christmas party. OTS now has a phone patch and got a grid-dip oscillator for Christmas. YHM is active on the nets again. FON is very active on MTN these days. AIT faithfully reports each month. K6BBD is home again and running 88.5 watts on 7 Mc. WGO really is going to town with traffic and is planning a 144-Mc. net in the near future. HC is busy as usual. MMG is back on the air. Traffic: W6WGO 679, HC 324, FON 98, YHM 93, AIT 30, K6BBD 2.

EAST BAY—Acting SCM, Guy Black, W6RJB—Asst. SCM: Harry T. Cameron, 6RVC, SEC: WGM, RMJ: IPW, JOH, ECs: AKB, CAN, CX, DNK, FLT, NNS, QDE, TCU. New officers of the Napa Radio Club are MHN, pres.; HUJ, vice-pres.; KN6AOM, secy.; KN6BBU, treas. For the NRARA its OUI, pres.; IZU, vice-pres.; ZZF, secy. The Richmond Radio Club elected PAV, pres.; EPD, vice-pres.; HFM, secy.; TWI, treas. The SARO officers are FZC, pres.; NQJ, vice-pres.; QVI, secy.; and UHM, treas. VCG is communications manager. The CCRC has reelected RLB, pres.; with CGG, vice-pres.; MZO, secy.; and V CZ, treas. We didn't get the complete list of Mt. Diablo Radio Club officers, but DEX is pres.; and LIL is vice-pres. The MARS station at Travis AFB has made BPL for twelve straight months, a fine record representing plenty of long hours of brassounding. The call at Travis has been changed to K6FDG from K6FAL because of the untimely passing of the trustee of the latter call. The word from the East Bay TVI committee chairman, B. W. McKinney, is that help is urgently needed in the Alameda and San Leandro Areas. Fellows, if you do not help out on the TVI job the FCC will start sending out the old, almost-forgotten, fifteen-day notices which you have not seen since the TVI committee first started handling the problem in a better way. *Don't let it happen.* Volunteer your services by calling Mac at Kelllog 2-4199 or writing him at 3827 E. 14th Street, Oakland. BS spends Sunday A.M.s bragging about the fishing on the Russian River. US spent some time at the Boca Raton Club, Florida. FZC obtained a radiotelegraph first-class license again, the first being obtained in 1913! He's copying JZ's 45-w.p.m. code practice. The SARO reports its appreciation of KPO's important contribution to their 2-meter project. The SARO net frequency on 2 meters will be 144.27 Mc. The Skyriders were visited by OZ4FT, who will be returning to Denmark via KV4-Land. About April he will be looking for the many friends he made in California, so here's your chance for an OZ4 QSL. The Skyriders meet on the 4th Fri. of each month. See ANK for details. The 10-meter mobile gang still is active in the East Bay. The Skyriders have a net Wed. at 8 p.m. on 28.56 Mc. and the MDRC scheduled a hidden transmitter hunt in January. Traffic: (Dec.) K6FDG 1085, W6IPW 674, JZ 395, K6BDF 267, W6JOH 154, AKB 50, YDI 2.

SAN FRANCISCO—SCM, Walter A. Buckley, W6GGC—SEC: NL. The SFRC meets the 4th Fri. of each month. The December meeting was a Christmas Party held at the meeting hall, 51 Lakeshore Plaza. Former Director Ken Hughes was a guest of the Humboldt Radio Club. The division of the Sacramento Valley section was discussed and the HARC voted unanimously to remain in the San Francisco section. The TARC still is looking for man power to assemble the trailer mobile station. The SCRA is recovering financially from the recent XYL party. The lads from Larkspur are planning a return visit to the HAMS Club in San Francisco at the Red Cross Bldg. WB gave a splendid talk on v.h.f. antennas. The Naval Shipyard Club held an auction at its last meeting and now has money in the treasury. ZYC was a visitor to San Francisco for Christmas shopping. LOU is trading in all his surplus rigs and going 2-meter mobile. The Mobilcers held their regular 3rd Sun. breakfast at San Francisco for a change. EJY did a fine job as sponsor. The CCRC now has a monthly activities calendar and all affiliated club members will receive a monthly copy. RJB is editor. HC and GGC are assistants. GHJ put one over on all the California hams when he sent

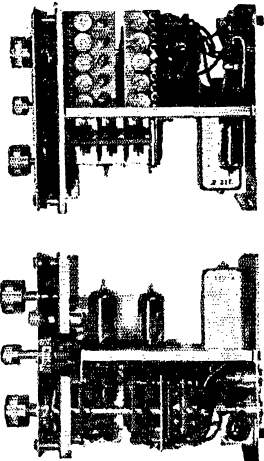
(Continued on page 88)



THE INSIDE STORY

..... VISUAL PROOF OF MORROW *Quality* RECEIVER ENGINEERING


5BRF



TOP
VIEW

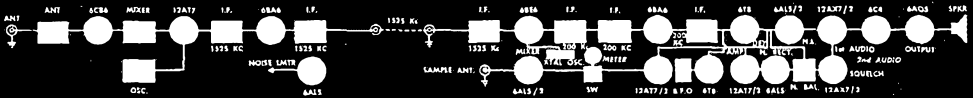
BOTTOM
VIEW

FTR



5BR-1 with built-in noise limiter\$74.95
5BRLN-1 less noise limiter\$69.95
5BRF designed specifically for FTR \$67.95

FTR RECEIVER & separate power supply
(Incl. Fed. Excise Tax)\$128.40
All prices amateur net.



The MORROW 5BR series converters tune the 75, 40, 20, 15 and 10 meter bands . . . recognized everywhere as the standard of converters. The MORROW FTR is a fixed tuned receiver of excellent selectivity and stability, and features the NEW MORROW NOISE BALANCED SQUELCH circuit for inter-channel quieting.


**BE MORE THAN SURE
. . BUY A MORROW!**

Ask or write your dealer for the new Morrow brochure which describes in detail the latest Morrow amateur radio equipment.



TERMINAL First for Values!

IN STATION GEAR
AUDIO EQUIPMENT
INDUSTRIAL ELECTRONICS




NEW!
**JOHNSON
SIGNAL SENTRY**
Performs four major station functions:
• "Break-in"—automatically mutes receiver audio
• "On the Air" indicator triggered by R.F.
• Phone Monitor
• CW Monitor
It's like having a third hand. Supplied completely wired and tested. Requires only one 12AX7, one 12AU7 tubes and a power supply — 6.3V @ .6 Amps and 175 to 300 Volts @ 3 Ma.
250-25 Johnson Signal Sentry, less tubes. **\$14.70**
Only.....



VIKING MOBILE VFO
Present day mobile operation requires easy QSY as much as the home station.
• Easy to read edge-lit dial
• Accurate calibration for five bands
• Compact—4" x 4 1/4" x 5"
• Requires 250 to 300 Volts DC @ 20 Ma. and 6.3 V @ .45 Amps.
Tube line-up—6BH6 regulated oscillator, 6BH6 isolator multiplier, OA2 voltage regulator.
240-152 Viking Mobile VFO Kit—less tubes— **\$29.45**
Only.....
240-152-2 Assembled and Wired—less tubes— **\$44.95**
Only.....

All the famous Johnson Ham gear, such as the Viking 11, VFO, Matchbox, Low Pass Filter as well as Johnson's quality parts are regularly stocked at TERMINAL.

Write W2BUS for additional info and quotes.



4 AMECO Home Study CODE COURSES

Prepare easily, quickly, painlessly for FCC Amateur or Commercial exams. Get your license the AMECO way.

No. 1. Novice Code Course—alphabet through 8 wpm, on 78 rpm records. Typical FCC code exams. Instruction book PLUS charts to check your recalcitrating accuracy. **\$7.95**
All for

No. 2. Senior Code Course—22 recordings—alphabet through 18 wpm. Typical General and 2nd Class Commercial telegraph code exams. All for..... **\$12.95**

No. 3. Complete Radio Therapy Course—Simple home study course covering Novice, Technician, Conditional, and General class licenses. 400 typical FCC questions. Full year consultation FREE. **\$6.95**
All for

No. 4. Advanced Code Course—Prepares Novices for General and Commercial 2nd license tests. Contains 12 recordings 8-18 wpm, complete code book, and typical FCC code exams. All for **\$6.95**

SUPERIOR POWERSTATS

Smooth, efficient voltage control, 0-135 volts output from 115 volt AC line. Models also for 230 volt input. Write for free literature. Models for table and panel mounting.



All Single, Three Phase and High Voltage types regularly stocked. The famous Superior binding posts immediately available from stock.

Type 10, 1.25 amps.\$8.50
10-2E, two 10s tandem.....28.00
10-3E, three 10s tandem.....31.00
20, 3 amps.12.50
116, 7.5 amps. table mtg.23.00
116L, 7.5 amps. panel mtg.18.00
112E, 15 amps.46.00

KREGO stacked Co-Ax, di-plane specific frequency Antennas, etc., available. Write W2BUS.

- Radio
- Audio
- Video
- Electronic Equipment

Phone. Worth 4-3311
Terminal
RADIO CORP.

85 Cortlandt St. • New York 7, N. Y.

HOT
Off
The Press - - -



GET YOURS!

out his Christmas cards which showed his car with the ham license plates displayed to all. He did a line photography job and really had the boys guessing for a while. Congratulations to SWP and PHT on making BPL. The OO, GQA, still is sending out pink slips. NAC is busy with his job as Scout Master and isn't heard on the air very much. SWP made application for ORS appointment. URA is back on the air as the F.C.C. came through with his license renewal. All hands are awaiting the opening of new station KQED-TV on Channel 9 sometime in March. ATO reports the TVI committee still is in business but has all reported cases well in hand. AHH (mobile expert) found the trouble of the Vaaro antenna known only as Rose's Folly so Wally now has a signal that really gets out. The Amateur Radio Emergency Corps goes on the air every Sun. morning at 10:30 on 3900 kc. KZF, NOI, DNX, OZC, FFT, WGM, and GGC are some of the regular check-ins. The Annual Endurance Run of the San Francisco Motorcycle Club was held the same Sunday as the Mobilers Christmas Breakfast so the 29ers monitored instead and did a bang-up job. FVK was Net Control. OST, MXJ, PHS, MIY, BWT (K8), MTJ, LZT, LFF, and QMO participated. QMO stood by as relief for FVK. The C.D. Net meets on Mon. at 2000 PST on 144.654 Mc. NL is N.C., with CHP as N.C. every other Mon. night. CEIBG, of Chile, will make his home in San Francisco for the next couple of years. He has joined the San Francisco Radio Club. K6FCT now is handling traffic from Hamilton Air Force Base. Local entries in the recent C.W. section of the Sweepstakes included BIP, UOM, GCW, COL, EYY, NKR, DWJ, WQX, YC, NL, PZA, HPZ, K6ALF, NCG, ABE, and ANP. Traffic: W6SWP 702, PHT 277, K6FCT 250, W6GGC 68, GCV 25, GQA 7.


SACRAMENTO VALLEY—Harold L. Lucero, W6JDN—Your SCM paid the Radio Club in Redding a visit. KTO is in boot training at San Diego with the Navy. WN6RPS has gone into the Navy. ILY has new modulation transformer. HVB is going mobile. IOM is very active on 40-meter phone. IEO is active on RNE, OEN, MTN, and the Hobo Net. FKI and JDN furnished radio communication for the Christmas Parade in Mt. Shasta. GDJ is looking for a vacuum variable condenser for his final—1 kw. ASI put up a new vertical radiator for 75 meters with gratifying results. VBI is building new 4-125A final on all bands. ESZ has returned to 75 meters after many years. PVI resorts to 144 Mc. solely to get away from TVI. LSB built new 50-Mc. rig for the V.H.F. SS. CLS, an old-timer, is a newcomer to 144 Mc. at Yuba City. HTS and LLR report weekly to the MARS Net. EKP has an 829B on 144 Mc. running 100 watts. KN6CKH now is on 144 Mc. at Auburn. KME is busy between 75-meter mobile and 144-Mc. fixed stations. QYQ won an Elmac A-54 at the SARC Christmas Party. QKJ is experimenting with v.h.f. antennas. ETD has a new all-band mobile rig, 6146 final, minus TVI. MIW is planning a new exciter unit with 6146 to drive 4-125A and also has a new crystal converter on 28 Mc. for the car radio. MTB is using a Viking driving 304-TL to a full gallon! AUO has a 2E26 in the final of his 144-Mc. mobile rig. FTH has an Elmac transmitter for both mobile and fixed station use. The chairman of the Sacramento TVI Committee reports the Committee is functioning very smoothly. JEQ, RNR, GDE, GDO, MSI, MTU, MIW, KME, HQF, and ETD all participate regularly in weekly 28-Mc. hidden transmitter hunts in the Sacramento Area. The Golden Empire Radio Club's new officers are ICO, pres.; QJD, vice-pres.; K6BMU, secy.-treas. TID is going s.a.b. SEN is active again with 75-meter mobile. REF is very active in the Mission Trail C.W. Net. The Sacramento Amateur Radio Club held its Annual Christmas Party Dec. 8th. ILZ was chairman of the Committee. The pre-Christmas meeting of the Shasta County Radio Club featured a Christmas tree. BIL has a new 75A-1. KTF says he has the hottest mobile on 75 meters north of the Equator. AWH has a new 829-B rig. AKF is mobile on 75 meters. CBY now has Conditional Class license and has a new rig with 110 watts. UFR is building high power

(Continued on page 90)

VOLUME FIVE

Hints and Kinks

for the
Radio Amateur



... 333 Practical Ideas for
the Station and Workshop
with Ready Reference Index

\$1

WORKSHOP

RECEIVER

TRANSMITTER

'PHONE

POWER SUPPLY

KEYING

V.H.F.

ANTENNA

MOBILE

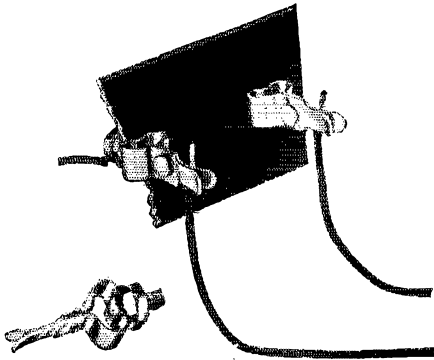
TEST GEAR

SHACK

PUBLISHED BY THE AMERICAN RADIO LEAGUE

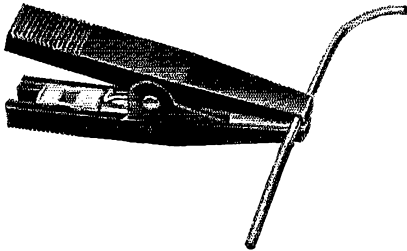
Grayhill

CLIPS SIMPLIFY TESTING



Type No. 2-0 — Panel Mount

Merely slip your wire between spring tension prongs for positive, rapid connection.



Series No. 16 Test Clip

Insulated, alligator type with silver overlay at point of contact and thermo-setting phenolic grips enclosing all metal parts—cannot short.

No. 16-R—Red grips

No. 16-B—Black grips

Ask for them by name—



513 Hillgrove Avenue, LaGrange, Illinois

Phone: LaGrange 8000

with p.p. 813s. ABO now is in Juneau, Alaska. OJB is back on a 2-meter schedule Tue. nights. Traffic: W6IEO 137, JDN 34, K6NAK 32, W6IIZ 1.

SAN JOAQUIN VALLEY—SCM, Edward L. Bewley W6G1W—SEC: KRO. RM: EXH. OPU is back in the traffic harness again and is taking over the reins of SJVN. This traffic net is on 3525 kc. every week night at 1900 and needs new members all over the section. Whether you have traffic or not, break in and you will be welcome. FEA is new vice-president of the American Legion Net, GRO is Chief Net Control. BNP is QRT in the Veterans Hospital in Fresno. JOD recently returned from the Navy and with his brother, MGP, soon will have a new 813 rack and panel rig on the air. TXM passed the 2nd-class radiotelephone exam. KRO has an HQ-129X, but still is bothered with TVI from neighborhood TV sets. EBL is acting as control for the Fourth Regional Defense Net. KN6BZJ has a new 70-watt final. AXI is using a new short-element beam on 20 meters. BCL is back on 2 meters with a pair of 4-65As and a complete new receiver. New officers of the Stockton Amateur Radio Club are ZNL, pres.; HQY, vice-pres.; PJF, secy.; IAZ, treas.; OEV, sgt. at arms. EBII now is mobile on 75 meters. DVI received a Viking for Christmas. OEV was NCS on the SJCEN for December. RRR has built a 220-Mc. walkie-talkie with excellent results. YGZ is building 220-Mc. gear and will be on soon. NNG recently received his General Class license. FYM was in Turlock during the Christmas week end, but his time was too limited and he had too many personal matters to allow him time to visit. Howard sent his best wishes to the gang. Traffic: W6OPU 31, WJF 30, FEA 28, TXM 28, EBL 15.

ROANOKE DIVISION

SOUTH CAROLINA—SCM, T. Hunter Wood, W4-ANK—HWZ and NJG are now OBS and OPS. NTO is new on 2 meters. PDM has a new 4-over-4 beam on 2 meters. The Georgetown Radio Club boasts of a BC-610 in its club station and is working for emergency power for this station. Officers of the Georgetown Club are GIF, pres.; ZGP, vice-pres. and EC; CII, secy.; and COA, pub. mgr. DX is looking for anyone in the vicinity of Camden interested in making amateur TV contacts on 400 Mc. AJL received a Babcock mobile transmitter for Christmas. YOA is building a 10-meter rig and visited BMT during the Christmas holidays. TTG has ordered parts to complete his mobile rig. JGM, VJI, and WSA are in the process of installing new mobile rigs in Columbia. All 75-meter mobiles are invited to report into the mobile round-up at 2:30 p.m. each Sun. on 3930 kc. Those interested in handling traffic on c.w. are invited to report into the 4th Region Net at 7:45 p.m. or 9:30 p.m. on 3615 kc. on weekdays. FM has made WAC after trying since 1922; a QSL from 4X4DK did the trick: Traffic: W4ANK 382, YOS 7, TTG 4, FM 2.

WEST VIRGINIA—SCM, Albert H. Hix, W8PQQ—SEC: YPR. PAM: FGL. RMs: DFC, GBF, AUJ, HZA. The MARA will be sponsoring a West Virginia QSO Party this spring. It is requested that as many West Virginia hams


ANNUAL WEST VIRGINIA QSO PARTY

The Mountaineer Amateur Radio Association will sponsor the annual W. Va. QSO Party on the week ends of March 27th and April 3rd. The Party starts at 12:01 a.m. EST Saturday and ends at 12:01 a.m. Monday, and is open to all W. Va. amateurs and to all other amateurs who have held calls in W. Va. sometime in the past. Only these contacts may be counted. There are no power limitations. Any and all bands may be used and the same station may be worked on different bands for credit. C.w.-to-phone QSOs are allowed but cross-band QSOs are not permitted. In working W. Va. stations score two points for each completed QSO when the following is sent and received: date, call, time, city, county. For contact with stations outside of W. Va. obtain the above information plus the call the operator held in W. Va. All logs must contain complete information sent and received; incorrect logs will not be counted. The following frequencies are suggested for finding W. Va. stations: 3570-3580, 3800-3900.

To be eligible for prizes logs must be postmarked not later than April 10th and be sent to George Ward, W8JWX, Vice-President of MARA, P. O. Box 909, Fairmont, W. Va. The high scorer will receive one Vibroplex Standard Model Lightning Bug; second prize—one B & W low pass filter; third prize—one ARRL Handbook; fourth prize—one new Call Book.

participate as possible. WN8PJI and WN8PQF are new hams in Fairmont. MFF is attending school in Delaware and FLX is at W. Va. Univ. It is good to hear LS back on after several years layoff. 6RQQ needs West Virginia for WAS; he operates 7-Mc. c.w. It is requested that more

(Continued on page 98)



Heathkit AMATEUR TRANSMITTER KIT

MODEL AT-1

\$29.50

SHIPPING
WT. 16 LBS.

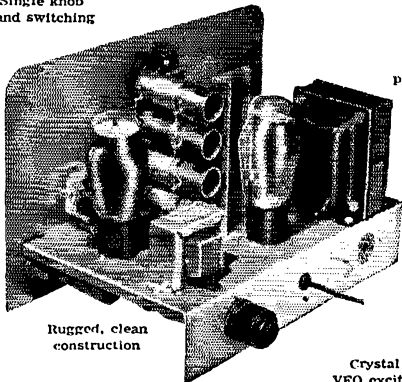
Range..... 80-40-20-15-11-10 meters
 6AG7..... Oscillator - Multiplier
 6L6..... Amplifier - Doubler
 5U4G..... Rectifier
 105-125 volts AC 50/60 cycles 100
 watts
 Size — 8 1/4" high x 13 1/8" wide x
 7" deep

Here is the latest Heathkit addition to the Ham Radio field, the AT-1 Transmitter Kit incorporating many desirable design features at the lowest possible dollar-per-watts price. Panel mounted crystal socket, standby switch, key click filter, AC line filtering, good shielding, etc. VFO or crystal excitation—up to 35 watts input. Built-in power supply provides 425V @ 100MA. Amazingly low kit price includes all circuit components, tubes, cabinet, punched chassis and detailed construction manual. (Crystal not supplied.)

Pre-wound coils —
metered operation

Single knob
band switching

52 ohm
coaxial output



Built-in
power supply

Rugged, clean
construction


Crystal or
VFO excitation

New HEATHKIT COMMUNICATIONS RECEIVER KIT

Four band operation
535KC to 35MC

Electrical band
spread and scale

RF gain control
with AVC or MVC



Six tube transform-
er operation


Noise limiter —
standby switch

Stable BFO
oscillator circuit

5 1/4" PM speaker —
headphone jack

Range.....535KC to 35MC
 12BE6.....Mixer oscillator
 12BA6.....IF amplifier
 12AV6.....Detector - AVC - Audio
 12BA6.....BFO oscillator
 12A6.....Beam power output
 3Y3GT.....Rectifier
 105-125 volts AC 50/60 cycles
 45 watts

A new Heathkit AR-2 Communications Receiver. The ideal companion piece for the AT-1 Transmitter. Electrical band spread scale for tuning and logging convenience. High gain miniature tubes and IF transformers for high sensitivity and good signal to noise ratio. Construct your own Communications Receiver at a very substantial saving. Supplied with all tubes, punched and formed sheet metal parts, speaker, circuit components, and detailed step-by-step construction manual.



MODEL AR-2
\$25.50

SHIP. WT. 12 LBS.

CABINET
 Proxylin impreg-
 nated fabric cov-
 ered plywood cabi-
 net. Ship. wt. 3 lbs.
 No. 91-10. **\$4.50**

THE IMPROVED Heathkit GRID DIP METER KIT

- Pre-wound coil kit
- Range — 2MC to 250MC
- Meter sensitivity control
- Compact one hand operation
- Headphone monitoring jack
- Transformer operated

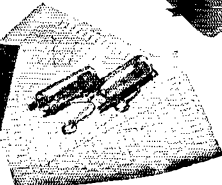
The invaluable instrument for all Hams. Numerous applications such as pre-tuning, neutralization, locating parasitics, correcting TVI, etc. Receiver applications include measuring C, L, and Q of components, determining RF circuit resonant frequencies, etc. Thumbwheel drive for convenient one hand operation. All plug-in coils are wound and calibrated (rack included). Headphone panel jack further extends usefulness to operation as an oscillating detector.



MODEL
GD-1A
\$19.50

SHIP. WT. 4 LBS.

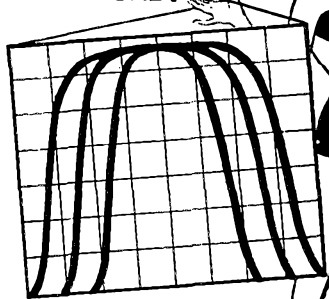
HEATH COMPANY
BENTON HARBOR 9, MICHIGAN



Two additional plug-in coils are available and provide continuous extension of low frequency coverage down to 355KC. Dial correlation curves included.
 Shipping wt. 1 lb. **\$3.00**
 Kit 341.


MOBIL-CEIVER also has some of the best looking curves!

**SHARP!
MEDIUM!
BROAD!**



Stripped of all
extras, but with
all the desirable
features

The Mobil-Ceiver is a fixed frequency mobile receiver for converters with choice of three different IF selectivity curves: sharp 6 kc, medium 10 kc or broad 15 kc. Compact and completely self contained with a built-in 6 and 12 volt power supply, noise-limiter, BFO, speaker, RF gain control and T-R switch. It supplies filtered A, B+ and AVC for the converter. Combined with a converter the Mobil-Ceiver is a double conversion super-het designed especially for mobile use.



SEE YOUR DEALER TODAY

S & W Electronics

MANUFACTURERS OF MOBILE RADIO EQUIPMENT

3418 W. PICO BLVD. • LOS ANGELES 19, CAL.

\$89⁵⁰

COMPLETE

Inc.
Excise
Tax

West Virginia hams submit activities reports to the SCM. QHG is operating some 80-meter c.w. The Princeton Club is progressing very well. It is desired to have a section meeting this spring. The SCM would like suggestions as to where and when. Congratulations are in order to PNR for the way he handled the Forest Fire emergency. UYR is back on the air. AUJ and ETF are doing excellent jobs as NCSs of the nets. Let's all pull for LBT, who has had an operation. Hope you will be back on the air soon. Jim. Traffic: W8AUJ 878, GEP 95, ETF 34, DFC 32, MBA 24, ISB 19, PQQ 3.

ROCKY MOUNTAIN DIVISION

COLORADO—SCM, Karl Brueggeman, W9CDX—SEC: AEE, KHQ reports slow attendance on the newly-formed Colorado Slow Speed Net. RTA has been the main traffic contributor for the Net. Let's all get on and make the CSSN a big one. KHQ also built up the "simple" modulator that didn't work so well. EWH now has a new kilowatt rig on the air. HKE has been checking into almost every net that is in operation and built up a tremendous traffic count for December. Nice going, Harold. A nice letter was received from KQD with a lot of news in it. RTA is the call of the Sky Hi Radio Club station at Adams State College, Alamosa. The club station is active in c.d. and work is under way to secure emergency power sources. WN8OXP has assembled a Heathkit receiver and transmitter. WN8OXS is on the air with his new Heathkit combination. CVG now has a couple of new coon hounds and is burning the midnight oil trying to find raccoons around Colorado Springs. OYS has his new 'phone patch going. The Denver and Grand Junction Clubs are hard at work on the call letter license plates. Hope we'll have some progress to report next month. Traffic: W9HKE 15044, KHQ 1322, K9FAM 377, W9EKKQ 209, BWJ 70, IA 14, OYS 14, CDP 3.

UTAH—SCM, Floyd L. Hinshaw, W7UTM—MVD is the new president of the Ogden Club and CCC is the new president of the S.L.C. Club. LRV is running 150 watts to 240s on 2 meters when he is not operating 75 meters. GPN is Radio Officer for Ogden-Weber County c.d. set-up. Both GPN and SU, in Ogden, have been reporting in to the S.L.C. DCS group. Utah has an FB traffic man in UTY, who reports in regularly to RN6, RN7, TEN, and PAN. OSV is sponsor of the Olympus High School Radio Club, with RRM as president and WN7TFK vice-president. The UARC of S.L.C. now holds a round table on 3900 and 29,200 kc, every Mon. at 9 p.m. and would like to have more check-ins. RRM is the new editor of *Microvolt*, the UARC monthly bulletin. UTM now is mobile on 75 meters and is a member of S.L.C. c.d. To insure your participation in RACES, sign up with some c.d. authority in your area now! QYC is commuting between home and Provo, where he is working on a new movie production stage at the University. NWM has registered the Utah Air National Guard's station, K7FCN, in the AREC program. Traffic: W7UTX 66, UTM 24.


SOUTHEASTERN DIVISION

ALABAMA—SCM, Joe A. Shannon, W4MI—RM: KIX. PAM: FGT. Your SCM again would like to ask that more individuals send in monthly reports. Only a pitiful few came in this month. OKJ, Oneonta, and KCQ, Tuscaloosa, are going on 2 meters. FGT is testing new 2-meter rig. We need more reports of 2-meter activity. WOG, Winfield; VCC, Oneonta; and DZF, Sylacauga, are new on 75 meters. BAI and ZSG have dropped the "N" and moved up to 75 meters. Congratulations. WN4BRE lost two fingers in an accident but still works c.w. on the new Viking. RLG made a good score in the YLRJ Contest and asks other 'Bama gals to join in the fun. AUP got lucky on Dec. 26th, working EA2CQ, a YL, on 75 meters at about 1900. Birmingham is jumping with activity: ECI is sponsoring a new code class in the Birmingham "Y" conducted by JAM. ERW was swindled into drilling holes in the new Mercury for mobile. SDX has a new bandswitching fifty-wattter in one-foot cube box. C.d. activity is shaping up with the Birmingham Club and c.d. officials acquiring a communications bus. EBD, YES, and RKS are busy with amateur TV. The c.w. net (AENB) needs a Birmingham outlet badly. Traffic: W4UHA 655, KIX 198, RLG 159, PWS 46, LSQ 14, DXB 12, KNW 10, EJZ 8.

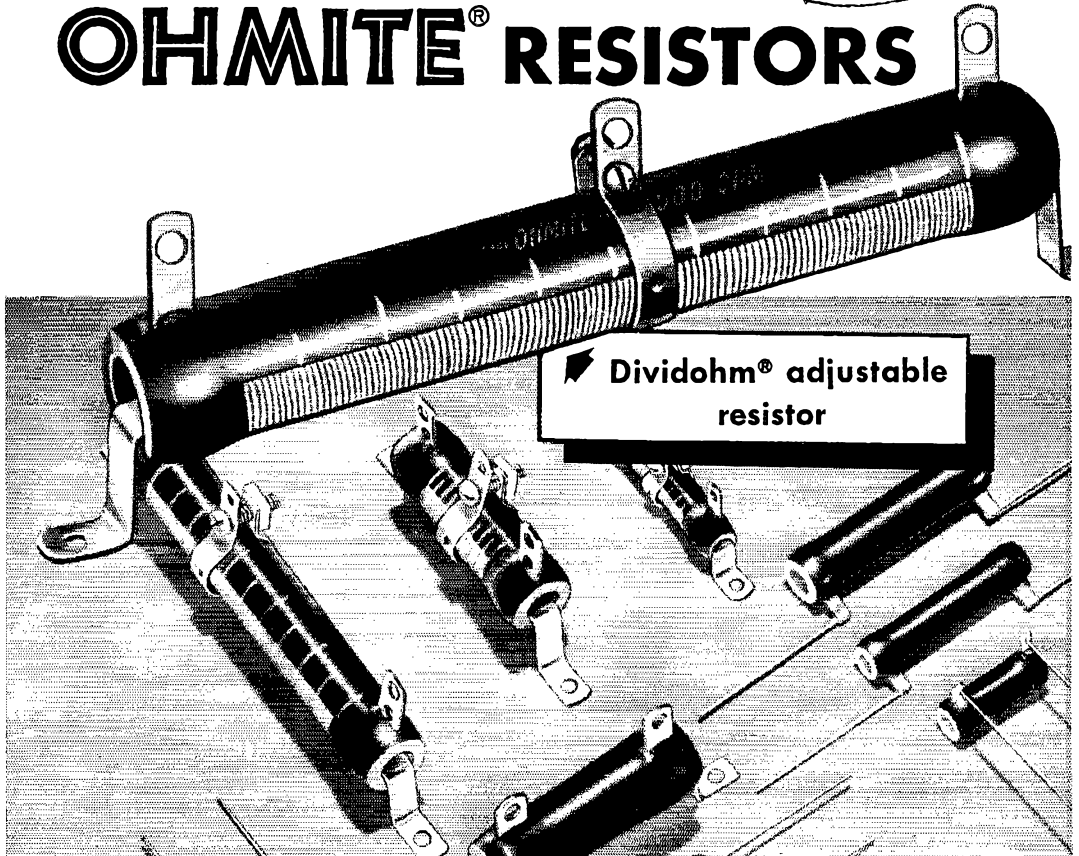
EASTERN FLORIDA—SCM, John W. Hollister, jr., W4FWZ—RMD is now F7CW, in St. Nazaire. His QTH is 472 EAB, APO 203, c/o Postmaster, New York City, N. Y. The Tampa Fair traffic reports should bring more into the inner sanctum. Bradenton: TAS (EC) reported all hams but one in the AREC. The Club built 2 pilot models of 144-Mc. rigs to increase interest. Deland: WS reports Area 144-Mc. Net members are WS, VXZ, WV, AYW, and QR. WS also works 5 'phone traffic nets! Jacksonville: PMZ and PNA moved to Hastings. WEO set up a traffic station at the Foley Lumber Co. office to speed overseas Christmas greetings. Leesburg: QBR says he, PJU, PZT, DIR, QBL, FE, and others have a net on 3945 kc. at about 0830 to 1030 in between buzzing the Dagwood. QBR asks if any one else heard PJU on c.w. Miami: IYT's Christmas gifts included a Viking kit. IEH reports the Club has a monthly

(Continued on page 94)

For a rig you can rely upon
Use dependable



OHMITE® RESISTORS



Dividohm® adjustable resistor

When you're on the air . . . and your rig goes dead . . . what can be more exasperating? Make sure it isn't *resistor trouble* by standardizing on OHMITE resistors, with a world-wide reputation for dependability. Available in wire-wound, vitreous-enameled type; fixed (5 to 200 watts); and adjustable "Dividohm" (10 to 200 watts). Also "Little Devil" composition resistors ($\frac{1}{2}$, 1, and 2 watts in all RETMA resistances), plus many others for special and experimental uses.



Write for
Stock
Catalog

**OHMITE
MANUFACTURING
COMPANY**


3638 Howard St.
Skokie, Illinois
(Suburb of Chicago)

OHMITE RHEOSTATS • RESISTORS • TAP SWITCHES


ARROW ELECTRONICS INC

For the TOPS in VALUE

NATIONAL #NC88 WORLDMASTER



Eight tubes; 540 kc to 40 mc; Calibrated bandspread for 80, 40, 20, 15, 11 and 10 meters; Tuned RF stage; Two IF stages; Built-in speaker; Ant. trim; Separate high freq-osc. Sensitivity control; Noise limiter; Delayed A.V.C.; Headphone jack; Send-Receive switch; Tone control. . . \$119.95



ELDICO TR-75TV TRANSMITTER KIT

Popular 40 watt CW transmitter; Includes anti-VI features; Covers 80, 40, 20, 15, 11 and 10 meters; Pi-network output; 6AG7 osc. 1625 final amp; Heavy power supply delivers 550V; Ideal for Novice work. . . . \$64.95

50 WATT EXCITER-TRANSMITTER




Modern design includes features and shielding for TVI reduction; Bandswitching for 4-7-14-21-28 megacycle bands, circuit metering. Conservatively rated for use either as a transmitter or exciter for high power PA stages; 5763 oscillator-buffer-multiplier and 6146 power amplifier. Rack mounted.

No. 90801, less tubes. WRITE FOR PRICE

MILLEN One Inch MINIATURE SCOPE

—Panel Mounting
—Instrumentation use



Only 2 3/4" square by 4 3/4" long; Excellent for modulation monitoring; FSK, plus a wide variety of monitoring applications in place of usual panel instruments.
No. 90901, with scope tube. \$33.90
As above, less scope tube. \$21.00



TECRAFT Crystal Controlled CASCODE CONVERTER

For 2 meter operation! Low noise and high sensitivity! 0.1 microvolt input gives signal 6 db over noise level; Highly stable CW or phore; 9 fixed tuned circuits; Power Required: 6.3V AC at 2.4 A; 150 to 250V DC at 38 to 50 MA; Converter. \$42.50
KIT FORM—Complete. \$29.75

For your HIGH FIDELITY needs,
visit our AUDIO CENTER!

ARROW ELECTRONICS INC

82 Cortlandt Street, N. Y. 7, N. Y.
Audio Center — 65 Cortlandt Street
Phone: DIgby 9-4714

Arrow Hempstead — 215 Front Street
HEmpstead 1-1826

news letters, that the Flamingo transmitter hunt was won by UUZ and MVR and his new loop had to be escorted (!), that K2BIF won the first certificate for working 5 net members on the 28-Mc. band, that the net put on a Christmas QSO Party for the kiddies with MVR in direct QSO with Santa, that IEH has a mechanical filter for his 75A-1 Collins, that SVN, PBS, IYT, and Mrs. LVV have been in and out of hospitals, and that AEK attended the KSGB affair in London. LFL is using a Collins 75A-2 and 32V-1 on all bands. St. Petersburg: New Club officials: WANC, UUN, VOZ, WAIE, EYI, and YU. TJU says the Tropical Net handled 325 messages in December. LAIT reports 309 for the Florida Phone Net for November. DVR says FN skeds are on 1815 when QSB is bad. IYT has to answer for boxing Command sets for a neat field unit. LMT is cool for any living room. Thanks for the pictures. IM, our SEC, reports a terrific AREC build-up in 1953. Traffic: W4PJU 3505, PZT 635, DVR 330, DRD 214, WS 148, LMT 50, QBR 49, ZIR 48, IYT 36, TJU 35, RWAI 27, VIE 21, FRK 17, LFL 15, FWZ 12, TWR 9, LVV 2.

WESTERN FLORIDA — SCM, Edward J. Collins, W4MS/W4RE — Acting SEC: NN, W4PLE/KL7 still is looking for Western Florida contacts. JM has been heard on 15 meters lately. NN is QRL c.d. work. BKZ has a new VFO. BYE and JPA are renewing tickets. NJH is QRL with K4FAR. WKQ is running 13 watts. HI, VEY needs more grid drive on 10 meters. SWF and STW have left for California. SYP is recording UNE's transmissions. ZWG and ØKVX/4 are operating from the same antennas. WKQ ran up over 100,000 points in the SS Contest. CPE is a new operator on mobile. RKH and W4BGG are working for WAS. RZY and CCY handled Vicksburg traffic in FB style. GRO is doing FB with 75-meter mobile. DAO now is operating DEF from his office. MS has received his iconoscope and the camera and is going ahead in leaps and bounds. BFD is trying 40 meters. AYS is keeping things hot over his way. WN4ZPN keeps 40-meter sked with his son in Oklahoma. ZFL is heard on 40-meter 'phone. YFF is keeping 20-meter 'phone hot. VFJ now has General Class license and is president of the Pensy High School Radio Club. MUX has 32V-1 going FB. IREV/4 has 'B 'V' beam on 20 meters. PDL is trying 75 meters again. AXP keeps the c.w. nets going. BOE and SZH are doing FB 75-meter mobile work. UCY has HR0-60 in the shack.

GEORGIA — SCM, James P. Born, jr., W4ZD — SEC: NS, PAM: LXE, RM: MTS. Nets: GCEN, 3995 kc. at 1900 EST Tue. and Thurs., 0830 EST Sun. ATLWC, 7150 kc. 2100 EST Sun. State mobile and c.d. frequencies: 3995 and 29,600 kc. New officers of the Savannah Amateur Radio Club are: ZL, pres.; JIV, vice-pres.; KFL, secy.-treas.; RLD, act. mgr. Mr. A. L. Budlong, 1BUD, was guest speaker at the Atlanta Radio Club's December meeting and Christmas party held at Mammy's Shanty Dec. 15th. Mr. Budlong gave a very interesting talk and the Club is looking forward to his return next year. ZL2RC was guest speaker at the Confederate Signal Corps Christmas Party Dec. 10th. Ron made a very interesting speech and showed color films and slides of hams and ham equipment. Also points of interest in New Zealand. New officers of the Kennebec Amateur Radio Club of Marietta, are UCW, pres.; VVN, vice-pres.; YMV, secy.; and UPG, treas. CAZ now is operating mobile on 3.85, 14, and 28 Mc. with a new TBS-50. VKK has moved to Cedartown. IWXC has moved to Cedartown from Massachusetts. WVB is recovering from a broken arm. AWO is active on all bands, c.w. BXV has a new Eldico TR75TV4 transmitter and is active on 7-Mc. c.w. Traffic: K4WAR 3485, W4USA 2443, K4WBP 779, W4POE 370, ZD 97, IMQ 70, KGP 69, MA 45, ZWT 45, OPE 28, MTS 26, YMV 20, OCG 19, CAZ 16, ZUF 16, AWO 1.

WEST INDIES — SCM, William Werner, KP4DJ — SECs: KP4HZ and KV4BD. EE renewed AREC membership. KV4BD returned from the States. PT has a new BC-610. Father Carl, KP4EE, is leaving for the States; Brother Jerry, now KP4YR, is at Ponce. Seventeen stations participated in the Dec. 7th c.d. drill setting up a station with emergency power at control center. TF received a new mike for Christmas but meets the N.C. Net nightly on 3605 kc. AREC received a letter of thanks from Red Cross Washington Headquarters for work in the S.E.T. W3BGF visited NCS KP4ID and attended a schnappsbar meeting. W1UJX visited Ponce. VH has a new QTH. TY is a new 3925-kc. station in Ponce. HU, KD, and KF are receiving certificates for placing in the 3rd All-European DX Contest in 1949. JE is in fourth place. IX is trying to clamp modulate an 813. BV has a new 3559-ke. Net frequency crystal. PW has been appointed Asst. EC for San Juan. DV has 400-watt 'phone on 20 meters for schedule with his father-in-law in Caracas. Traffic: (Dec.) KP4RC 9, DJ 6, DV 6, ID 4. (Nov.) KV4BD 157.

CANAL ZONE — SCM, Nelson W. Magner, KZ5NM/ W4QBS — RV was elected president of the CZARA. Other officers are JD, vice-pres.; AE, secy.; EP, treas.; MJ, act. mgr. NM was elected president of the Crossroads ARC. Other officers are IA, vice-pres.; W4YTM, secy.; QA, treas.; DE, act. mgr. DG is the first KZ5 to receive the Maritime Mobile certificate. WA is working Ws on 75-meter 'phone. BK operates CARC station KZ5PA daily on 20-meter c.w. SM5KP and his XVL visited the Canal Zone and were shown around by WZ. Ex-KZ5BL spent the holidays with

(Continued on page 76)


Ask the Red Cross

what the radio amateur means to the community when disaster wipes out the wires. Then above all times, communication is vital to thousands of lives, and only the faithful amateur at his transmitter — fixed or mobile — can get the message through . . .




Ask the Armed Forces

what Pan-El integrity has meant through two wars. Pan-El Quartz Control Crystals are on frequency and stay that way because our engineers have developed a special process to give Pan-El Crystals long-term stability.



**P18A
P23A**

Full range of amateur frequencies. P18A and P23A holders have .09 pins, spaced .486 inch to fit FT-243 sockets; are silver-plated, hermetically sealed, filled with dry nitrogen.



P3A

If your dealer does not stock Pan-El Crystals, write us and we will see you are served by the nearest distributor. Or we will give you a list of all dealers in your area and you can choose.

PRICES

80 meter band (3500 to 4000 kc)	}	\$2.75
40 meter band (7000 to 7300 kc) Supplied in P18A or P3A holder		
20 meter band (14000 to 14350 kc) (3rd overtone) P23A holder	}	\$3.75
10 meter band (28000 to 29700 kc) (3rd overtone) P23A holder		
27255 kc (Citizens Band) Supplied with P23 holder with .05 pins Military type HC-6	}	\$3.95
Supplied from stock to the nearest 5 kc		

SINCE 1942



QUANTITY PRODUCERS OF STANDARD AND SPECIAL
Control Crystals

PAN-ELECTRONICS CORPORATION
901 West Peachtree Street, N. E. • Atlanta, Ga.



A concise, clearly written text for use with the Radio Amateur's Handbook, *A Course in Radio Fundamentals* is ideal for the beginner but just as useful for the more advanced amateur who wants to brush up on his radio knowledge. For radio theory classes it is one of the most practical books available.

Complete with study assignments, experiments and examination questions based on the *Radio Amateur's Handbook*.

"You get more fun out of radio if you know how and why it works"

50¢ POSTPAID

(no stamps please)

The American Radio Relay League

West Hartford 7, Connecticut

RM, KA, and family. DI9AA and CE2GW also visited the Canal Zone. Your support is requested in keeping the SCM informed by monthly reports, with items of interest for this column. Traffic: KZ5FL 81, NM 24.

SOUTHWESTERN DIVISION


LOS ANGELES — SCM, Howard C. Bellman, W6YVJ — SEC: QJW. RMs: BHG and GJP. A surprise bit of news is the appointment as PAM to PIB. Smitty has agreed to remain in the post until CK can take it over after his move to the hills. Another surprise, but one which left me with chills, was the sad news of KYV and his cerebral hemorrhage of Dec. 27th. I learned about it by telephone from Dave who is indeed happy to be alive. Reason for the telephone call? Mrs. Kennedy, in the excitement, forgot to mail in the report to me. New associate member of the IRE, at long last, is YVJ. New members of LSN are TRF and USY. Sporting a 24-element 2-meter beam is ORS. The November F.M.T. shows that K6FA, W6RW, CBO, and YVJ qualify as Class 1 Observers. Our RM, BHG, is working on the swing shift again now that the strike has been settled. WRT, of the YLRC, came through with the dope that Gilda, KER, is president and PCO is second delegate to the L.A. Council of Radio Clubs. All licensed YLs are invited to regular meetings of the WLRC the 2nd Sat. of each month at 12:30, besides the YL net on 3885 kc. Mon. at 2 p.m. EGW, an OES, tells of the Temple City simulated emergency drill performed in Area B, District 5, and he points out that preparations for it were made during December. K6BLI, new here from Oakland, is looking for c.d. work. ISQ activities will be slightly curtailed with the recent arrival of a new jr. operator. QVN sent in a lot of juicy stuff including the Fish Net "wing ding" held in December with QJW, RFX, TDW, VBN, MDX, EKI, FSE, BAY, and QVN attending. MDX will be warm when he moves to W7-Land. Ex-W6VIG/KH6GACK now operates from KX6BH on 7-Mc. phone and c.w. DMK took over the Golden State Net during January. FSE and QJW did a fine job getting a doctor to a sick ham in 29 Palms through heavy 3.9-Mc. QRM. VUY became a new papa in December. EBB worked LB8YB the hard way on 7 Mc. HPV tells me that he is moving to Dallas and will continue to do OO work there. KN6BVW, of the U. S. Navy, wants to compete with our c.w. net on the Novice band. He teaches Navy strikers to take faster c.w. After a visit to the Inglewood Club, and the den of half of the LACRC, 5 dishes for 3-CM. band were taken away. Looks like the radar bug has bitten. Traffic: (Dec.) W6KYV 4660, HZL 668, BHG 482, LYG 343, K6BWD 340, W6LDR 218, FMG 166, GJP 152, JQB 113, ISQ 108, USY 78, MBA 36, MBW 27, OKD 24, CMN 21, CBO 15, ORS 15, PZN 13, NJU 12, HIF 10, AM 8, YVJ 8, GEB 3. (Nov.) K6FCY 1154, BWD 92, W6UGA 64, TRF 11, COZ 2.

ARIZONA — SCM, Albert H. Steinbrecher, W7LVR — Asst. SCMs: Kenneth P. Cole, 7QZH; Dr. John A. Stewart, 7SX. SEC: OIF. RM: QFQ. PAM: KOY. Arizona Phone Net: Tue. and Thurs. 7 p.m. 3865 kc. Arizona C.W. Net: Nightly 8 p.m. 3515 kc. Arizona Novice Net: Tue. and Thurs. 6 p.m. 3704 kc. The outstanding event of December was the emergency test staged for the members of the Arizona Legislature. The purpose of this was to demonstrate amateur radio for the proposed license bill. There were 156 stations, including 51 mobiles and 10 walkie-talkies. IRX and JYH were in charge. AARC had a bang-up ARRL educational meeting at which Director Griggs and Vice-Director Joos and state officials gave talks on the national, sectional, and state aspects of ARRL. An Etched Circuitry illustrated talk was given before the OPRC. JT has a new 6-meter GP. MOF, ROZ, and USX are now 75-meter mobile. NDJ now is on 75-meter phone. KWB and NAF are now on teletype. PKM, PUD, QNO, SUI, and TAF are working up a 2-meter net. IRX has a new 40-meter doublet. ACD now is portable in Phoenix. K6AOQ has moved to Mesa. CPY, Northwestern Division Director, is wintering in Mesa. 6JMQ moved to Bisbee. 4ZJE moved to Benson. New calls: VAG and VAX. Traffic: W7QFQ 169, LAD 115, KOY 96, LVR 45, IRX 10, NRZ 6.

SAN DIEGO — SCM, Don Stansifer, W6LRU — Asst. SCMs: Thomas H. Wells, 6EWU; Shelley E. Trotter, 6BAM; Richard E. Huddleston, 6DLN. SEC: VFT. Asst. SECs: FOF, WYA. ECs: KUU, FJH, QJH, HRI, DEY. PAM: JPM. The Hobo Net on 3570 kc. is very active handling traffic each evening. New officers of the Helix Club are GHT, pres.; LZS, vice-pres.; GMT, secy-treas. The 10-meter AREC Net, meeting at 1900 Tue. nights on 29,500 kc., has over 30 active members. W6UQF, in Escondido, now is W6UQF. Escondido High School has five new Novices. SHY has a new Viking II. IKV now is active on 40 and 80 meters at Dana Junior High with TCS. LPB has a new kw. rig on in Indio. YXU is back with low power on 75 meters. OAJ has a new QTH. Ex-VP9AL now is K6AQO. K6BTO is active in National City on 146.9 Mc. New officers of the Orange County Club are UPP, pres.; OZO, vice-pres.; BVI, secy-treas. DEY now is Asst. Radio Officer for Orange County for c.d. The Orange County Club has a call, K6DKF. The Club had a c.d. drill which was a success. PEJ lost his tower recently in a big wind. OZO, DKN, ZE, VAD, and DEY are active on 420 Mc. in Orange


(Continued on page 98)

NOW *Go Mobile with Confidence!*



**5 NEW FEATURES
HAVE BEEN ADDED**

- 1 NEW, exclusive clear-vision Meter with D'Arsonval Movement, providing most complete metering of all circuits.
- 2 Uses tubeless VFO which may be simply built from plans in instruction book.
- 3 NEW, extremely effective Crystal Oscillator Circuit using 6CL6 tube.
- 4 VFO-XTL Crystal Switch and VFO Connector now located on panel.
- 5 Alternate 6 and 12 volt wiring depending on power plug connection.



IF A FINER SET IS EVER BUILT IT WILL CARRY THE NAME . . .

NEW

BABCOCK
MOBILE D-X MITTER
Model MT-5B • 6 Band Bandswitching
Luxury Quality!
Professional Performance!
Low Cost!

A beauty—more than meets every demand! Designed for amateur use but built to most exacting commercial standards, with the rare skill and meticulous care that identifies world-renowned Babcock master craftsmanship.

Vibration-proof, shock-proof—the same rugged but high performance qualities that go into Babcock airborne and military radio equipment. Every part, every tube tied down to insure a steady, solid signal at all times. New and exclusive time-tested features, inside and out, provide the utmost in operating efficiency, simplicity and convenience.

All this, and more, in a sturdy 5 x 8 x 7" lifetime gray Hammertone baked enamel case—one of the smallest, most compact per watt output, most reliable units available anywhere at any price. Inspect this new D-X Mitter—compare it—you'll never want any other!

Model MT-5B Babcock Mobile D-X Mitter, includes tubes, Ham Net \$119.50
Babcock PS 4A 6VDC Dual Vibrator Power Supply, includes vibrators, plugs, tubes.
Ham Net \$67.50

Contact your nearest dealer or write direct for full details.

Manufactured and Fully Guaranteed by
BABCOCK RADIO ENGINEERING, INC.
7942 Woodley Ave. • Van Nuys, Calif.
Export Dept., Frazar & Hansen, Ltd., 301 Clay St.,
San Francisco, Calif., USA




HOW TO SWITCH OVER TO SINGLE SIDEBAND



by Bill Cummings, W1RMG

Our early start in Single Sideband transmission has given us a long lead in the field. You get these three big advantages when you switch over to SSB via the Dale route: 1. We can deliver immediately from the most complete stock of SSB rigs. 2. Dale's trade-in allowance will help you swing the deal. 3. You can pay on easy Dale terms. Why wait, when you can enjoy SSB right now!

CENTRAL ELECTRONICS **NEW!**



\$249.50

MODEL 20A MULTIPHASE SSB EXCITER

Also rack-mounted in grey or black \$7.50 additional
20 watts peak output — SSB, AM, PM, CW.
Has great new performance features *plus* all the time-proven characteristics of popular Model 10A.

MODEL 10A MULTIPHASE EXCITER \$159.50

10 watts peak output — SSB, AM, PM, CW.

SIDEBAND SLICER \$74.50

An SSB adapter that will improve any receiver.

Some Advantages of SSB Transmission

1. Harmonic TVI virtually eliminated through the use of linear amplifiers.
2. No high power modulator and modulator power supply required.
3. SSB eliminates the heterodyning carriers that plague the overcrowded phone bands.
4. Round-table operation of two independent QSOs on the same suppressed carrier freq. using opposite sidebands.

DALE ELECTRONIC DISTRIBUTORS

Serving the Entire Electronic Industry
Sound . . . Industrial . . . Service . . . Amateur

150 JAMES ST., NEW HAVEN 13, CONN.

SPruce 7-5555

County. KN6DBG now is K6DBG. K6AAG now is mobile on 2 meters. RKL has a new Viking II hooked on his "V" beam. PAN is resting at home after a spell in the hospital. VOP is active again after moving. San Diego Area Clubs now are meeting in the Red Cross Building with excellent facilities. The Orange County Club now has half a quonset hut at the communications center which they are equipping. Traffic: (Dec.) W6IAB 9194, LRU 1362, QJH 654, IZG 610, QGU 228, SK 30, FCT 9, ELQ 4, DEY 1. (Nov.) W6IZG 122. (Oct.) W6IAB 3477.

SANTA BARBARA — SCM, Vincent J. Haggerty, W6IOX — JXW conducted an interesting amateur TV demonstration before the Ventura County Amateur Radio Club. FYW reports the anticipated curtailment of his radio activities until completion of his new home. K6NBI is presently the section's most active traffic station. K6AUZ and K6ASB are on SBN. All radio amateurs in Santa Barbara, Ventura, and San Luis Obispo Counties are invited to report their monthly activities to the SCM. A post card mailed to me on the first of the month will do the trick. Traffic: K6NBI 155, W6FYW 20, K6ASB 12, AUZ 2.


WEST GULF DIVISION

NORTHERN TEXAS — SCM, T. Bruce Craig, W5JQD — SEC: RRM, PAM: IWQ, RMs: PCN, QHI. Dec. 2nd found the following Amarillo amateurs joining in a search for an Air Force captain who parachuted into rough ranch country near Amarillo: SFW, MYH, RRA, DCM, WB, CWE, K5FCG, W5PCN, JD, IGU, and UBW. LPI is Net Control on 29-Mc. Net in Amarillo. VIM reports new 40-meter two half-wave in phase antenna with broadside to Australia and South Africa. The Dallas Amateur Radio Club held its regular meeting Jan. 5th. TCD and his XYL, UTUS, are moving to Chicago. YUK, NCS for Fort Worth 10-meter emergency net, reports a hidden transmitter hunt is held almost every Sunday, with RHW and QFN being the first to find it. THI was a recent operator of the hidden transmitter in a child's little red wagon. MOP found it on foot. URI is charged with getting out the Fort Worth Kilocycle Club bulletin monthly. QZS is experimenting with a ground plane on 10 meters in Fort Worth. LIF has a new HT-20. MOP is building 250-watt mobile. KVA has high-power mobile. RRM is going all-band mobile. FIR is Official Bulletin Station. UDI and TDA are new on 10-meter mobile. LTY has moved to San Antonio. TND has cubical quad on 10 meters. HCA has a kilowatt on all bands. PTL assisted a blind boy in getting his Novice Class ticket. The Fort Worth Kilocycle Club has applied for the call W5HD. VYY received a Lyco VFO for Christmas. LZV has new 60-watt mobile rig. Rose, ex-9SPN, is now 5BDB in Dallas. Traffic: K5FFB 533, W5UVC 504, TFB 332, UBW 219, PAK 170, UFP 118, GER 70, KPB 35, VHF 34 CF 27, RRM 22, RDG 12, AWT 6, SFA 6, BFK5, ZOK 2.

OKLAHOMA — SCM, Jesse M. Langford, W5GVV — SEC: CKQ, RM: MQI, PAMs: SVR and ROZ. The annual hamfest and Christmas dinner of the Enid Amateur Radio Club was held Dec. 27th. CCV has a new Viking. KY reports 62 AREC members in Tulsa County. The Aeronautical Center Radio Club held its annual Christmas party Dec. 24th. EHC now is using a 12-watt rig for local contacts to avoid QRM caused by the big rig. VAX is attending radio-TV school in the City. The Oklahoma MARS is growing fast with the help of the gang at Fort Sill and Lawton. YNA, WZV, YZB, and 9STE. The Lawton-Ft. Sill Radio Club held its annual winter hamfest on Feb. 14th, followed by a dinner. RST has been elected to the office of SCM as of Feb. 15th. Monthly reports should now be sent to him. Out of 1200 amateurs in the State we should have more than 20 or 25 stations reporting their station activities to their SCM so, gang, let Doc hear from all of you. The NTO Net reports that 800 stations checked in with 518 messages handled during December. They operate on 3960 kc. at 1730 every day so provide an excellent outlet for your traffic. Traffic: (Dec.) W5MQI 170, SWJ 127, GVS 103, MRK 90, KY 74, ADC 70, YQO 44, MFX 41, GVV 37, EHC 36, VAX 27, OQD 15, RST 13, PNG 3, VBG 3. (Nov.) W5MRK 90.

SOUTHERN TEXAS — SCM, Dr. Charles Fermaglich, W5FJF — BQU sent a full report on the splendid work of El Paso hams in the recent B-36 crash emergency. Your SCM attended the recent Austin Amateur Radio Club annual banquet. New officers of the Club are FXN, pres.; AXV, vice-pres.; QZZ, secy.; ANQ, treas.; PRO, act. mgr. QDX, outgoing president, was awarded \$25 by KA on behalf of the Hargis Co. for being the outstanding ham in the AARC. AXV reports a lot of 10-meter mobile emergency activity in Austin. AXV operates 75-meter mobile when he comes to Houston. Lt. Col. U. Woodward, RKE, suggests changing from XYL to MYL (married YL). The new editor of *Stenscope* is OMP. I was invited to the Zone 1 picnic in Woodsboro with EYV in charge and we had an FB transmitter hunt. Bob had the Texas State Guard radio bus there. FJF is going to town with his ART-13 mobile and 24V system and is building a kw. FXN received 150 DXCC sticker. He is building a 1/2-kw. 144-Mc. rig. RPW is pres. of IARC with LSE, vice-pres.; FEK, treas.; VBW, secy.; KFY, parliamentarian; NMG, program chairman.

(Continued on page 100)



1954 EDITION

800 pages

700 photo-diagrams

497 tube base
diagrams

Internationally recognized, universally consulted. A complete and comprehensive treatment of radio and electronics from simple to advanced radio theory and technique. A valuable asset, a constant reference source for the bookshelf of every amateur, engineer, experimenter and technician. Theory, construction, application—all are covered in this widely accepted Handbook—plus a complete catalog section featuring leading manufacturers and suppliers of electronic equipment, components and tubes, providing an excellent buying guide for purchasing agents as well as individual users of parts and equipment.

\$3 USA proper

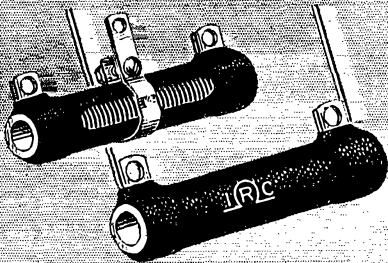
\$3.50 US Possessions and Canada

\$4 Elsewhere

Buckram Bound Edition \$5 Everywhere

The AMERICAN RADIO RELAY LEAGUE, Inc.
WEST HARTFORD 7, CONN.

SOME POINTERS ON POWER WIRE WOUNDS...



IRC Power Resistors Give You These Extras

EXCLUSIVE COMBINATION LEAD-AND-LUG TERMINALS—on 10 and 20-watt sizes for easier installation; cut off lugs in tight spaces.

EXCLUSIVE CLIMATE-PROOF COATING—dissipates heat faster; prevents damage to winding.

FULL SIZE DESIGN—permits continuous operation at full rated power.

NO DERATING NEEDED—even in highest stock values.

COOLER OPERATION—assures long, trouble-free service and safeguards adjacent components.

New 4-watt Resistor with axial leads



You'll find many practical applications for IRC's new type PW-4 wire-wound power resistor. It is completely insulated in high temperature plastic to provide a safe, low-cost 4-watt resistor. Ranges from 1 ohm to 8200 ohms.

Mail coupon for complete information.



INTERNATIONAL RESISTANCE CO.

Dept. H, 401 N. Broad Street,
Philadelphia 8, Pa.

In Canada: International Resistance Co., Ltd.,
Toronto, Licensee.

Send Catalog DC5C describing IRC Power Wire
Wound Resistors.

Name _____

Address _____

City _____ Zone _____ State _____

Houston 75-meter Mobile Dragnet recently had a nice get-together arranged by CE. The Port Arthur ARC is very active and is working with C.A.P. BCE and YFC now have General Class licenses. WN5BLR now has 26 states. WPL recently worked KV4AA to make 14 countries. TEH worked PA, DL4, G, and KL7 on 80 meters. TEH is pres.; WPL, vice-pres.; UTR, secy, and editor of *The Monitor*. NNF has a new Viking II. WN5AOQ has Heathkit AT-1 and SX28-A. BCF is mobile on 3855 kc. CCT got a link from OPJ and has it on 3855 kc. Officers of the El Paso ARC are RUN, pres.; JOT, vice-pres.; QVJ, secy.; NAL, treas. The EPARC has completed its club house. PDK is en route to the Far East. AFS, one of the first operators in E.P., has passed away. AOT, PKN, QZC, and MDA have returned to E.P. YWF gave his wife, ZOQ, a mobile for Christmas. FND's XYL is doing an FB job as editor of *SARC Gutter Dope*. The ladies' auxiliary holds regular meetings. GKX is a new mobile operator. WN5AJE is on 3726 kc. 24 hours a day. Ben Cochran is NCS for SA Emergency Net. HHO and LVE have been appointed to take care of Field Day activities. At a recent SARC transmitter hunt LVE was first, THU second, and HHO third. PZA won the yearly plaque. EDX, THU, WXT, KQG, and GKI took photos at the Christmas party and HHL made a recording. ONS, who is active on 144 and 432 Mc., has a de luxe antenna farm. ULN, secretary-treasurer of GCARC, reports: JRV is custodian of the club station. BGR is doing FB on mobile with Harvey-Wells. JRV is on 15, 75, and 160 meters. ULN has a new rig which works FB. OGG is mobile on 75 meters. VUS still is active on 75 meters and is plate-modulating his 813. ULW is conducting code classes. YBL is working on 813. Traffic: W5MN 3126, FJF 32.

NEW MEXICO—SCM, G. Merton Sayre, W5ZU—SEC: MYI, PAM: BIW. RM: NKG. SQI is a new ORS and OPS. FPB, NCS of Albuquerque V.H.F. Net, reports regular members are FAG, FJE, FPB, RFF, RQK, OLN, and VWU. In 1953 the following reported into the Net: BNR, CA, CPJ, HGY, HJ, LEI, LQW, NRX, NXF, PQA, QJN, UEO, and WGF. Also KCW and NFU, of Santa Fe, and MYQ, of Los Alamos, were contacted. FMM says 522 will be installed atop Sandia Crest at the TV building to attempt direct contacts with Portales and Amarillo. FAG is mobile on 2 meters. CTG, DAH, LQW, PQA, and RUV were on 430 Mc. last year. New ones on, or building, are FAG, FJE, GSA, IFF, LKX, QPJ, UXT, WQS, and ZFS. CA reports the West Gulf Division again will sponsor the V.H.F. Award for 1953. The Walker AFB ARC soon will be on the air with a 610 and 452. Theory and code classes were started Jan. 18th at Walker. TXC has a new Harvey-Wells. YWG operated portable at Walsh, Colo., during the holidays. MYI, our SEC, has covered 13 miles with 6-meter transceiver, and other Santa Fe hams are building handytalkies for c.d. KDX is the new president of the Tularosa Valley ARC. FEF made BPL. RFF claims high in New Mexico V.H.F. SS. ZET has a new Viking II kit and VFO. Traffic: K5FEF 1119, NRX 375, W5NKG 191, ZUV 49, WPA 33, ZU 29, K5FAB 23, W5WBC 23, CEE 15, BIW 13, JZT 13, YWG 12, ZGG 9, NUN 8, SQI 8, VNZ 7, ZSL 5, WIY 2, YPC 1, ZM 1.

CANADIAN DIVISION

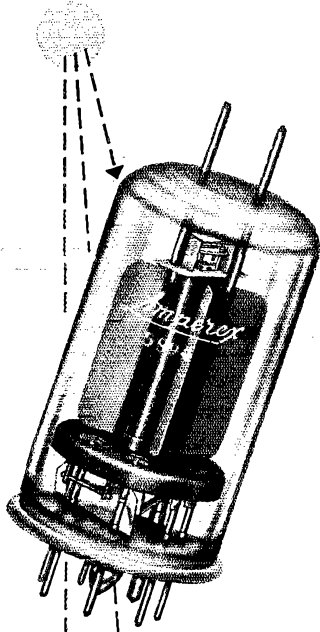
MARITIME—SCM, A. M. Crowell, VE1DQ—SEC: FQ. EC: EK. RM: OM. High traffic this month is VO6U, with an all-time high of 531. FQ makes an excellent total of 334, practically all of which is "VE8" and "phone-patch work on 14-Mc. 'phone. Glad to hear XR back on after a long absence because of illness. IE also is recovering from a session in the hospital. We hear that VX is on his way back East from VE3-Land, and ex-VE1UC now is at Camp Borden, also drifting eastward. ES reports he lost his antenna in a storm but it is now back up. DB has been giving 21 Mc. a workout on week ends, both 'phone and c.w. and says it is a good band. The Maritime 'Phone Net, which meets daily at 7 p.m. AST on 3750 kc., continues to move good quantities of traffic although conditions continue poor for the most part. FQ got a nice write-up in the local press for Arctic contacts, after making the U.S.A. papers. Many thanks to all who took part in our recent Provincial C.D. test run. Traffic: (Dec.) VO6U 531, VE1FQ 334, AAW 112, OC 58, ZM 38, BL 31, OM 12, DB 5, (Nov.) VE1OM 10.

ONTARIO—SCM, G. Eric Farquhar, VE3IA—The Wireless Association of Ontario, together with several Toronto clubs, were hosts to George Hart, National Emergency Coordinator of ARRL. Following a session around the festive board, some 80 hams assembled in the spacious auditorium of the Canadian Westinghouse Co. and listened to a very informal talk on problems dealing with Amateur Radio Emergency Corps work. Mr. Hart spoke of his visit to Montreal and Ottawa and was highly impressed with the hospitality extended him by everyone on this, his first VE-Land visit. May we extend congrats to all members of this section participating in the October CD Party. AVS headed the c.w. list with 30,660 points. While it is known that many groups gathered together to close out the year your scribe received material from only one source, that being the Hamilton Amateur Radio Club, which had a fine turnout at Oakville. Some 46 were present from Niagara Peninsula points, Toronto and district, Collingwood, and Hamilton.

(Continued on page 108)

PUSH-PULL POWER

AS ONLY THESE AMPEREX® TWIN TETRODES CAN DELIVER!



AMPEREX Type 5894/AX-9903

A twin tetrode for wide band operation . . .
Widely accepted as standard for 420 Mc. service

New ICAS Ratings up to 250 Mc. Now allowed 750 volt plate voltage for CW operation, and 600 volt plate modulated. Designed for RF Amplifier, Modulator, Frequency Doubler, and Tripler. Considerably reduced capacitances provide higher resonant frequencies. Single cathode and screen grid construction results in low RF degeneration, therefore low drive required. Self neutralized over entire band. 4" high overall x 1-13/16" diameter.....

144 Mc.....	85 watts output
220 Mc.....	85 watts output
420 Mc.....	60 watts output

.....\$24.95 NET

AMPEREX Type 6252/AX-9910

Lower Input and Output Capacitances
Than Any Other Comparable Twin Tetrode

A natural for 420 Mc. use! Has been successfully operated as a frequency multiplier in the UHF TV band. Particularly suitable for low-drain mobile transmitters and multiplier chains. Only 3" high, with the same mechanical and electrical features that have placed the AMPEREX 5894/AX9903 in the forefront as standard equipment at 400 Mc. or higher.

144 Mc.....	30 watts output
220 Mc.....	30 watts output
420 Mc.....	25 watts output
600 Mc.....	20 watts output

.....\$24.95 NET

AMPEREX TYPE 6360

HIGH POWER AT LOW COST!

A new small twin tetrode, (3" high x 7/8" diameter) considerably lower priced than the 5894/AX9903 and the 6252/AX9910. An ideal tube for mobile equipment. For radio amateurs, novices and experimenters who operate on limited budgets.

144 Mc.....	18 watts output
220 Mc.....	18 watts output

As Tripler to 220 Mc, 5 watts output
.....\$3.00 NET

Available From Your Local Radio Parts Jobber


AMPEREX ELECTRONIC CORP.

230 DUFFY AVE., HICKSVILLE, LONG ISLAND, N. Y.

In Canada: Rogers Majestic Electronics Limited
11-19 Brentcliffe Road, Leaside (Toronto 17)



Jennings
RADIO
 VACUUM ELECTRONIC COMPONENTS



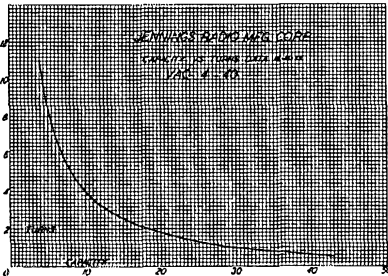
Type VAC 4 to 40
 MMFD. Non-linear
 Vacuum Variable
 Capacitor.

A New
VACUUM VARIABLE CAPACITOR
DESIGNED AND PRICED FOR
SERVICE IN THE AMATEUR FIELD

Capacity Range 4 to 40 MMFD. It is 5" long and 2 5/8" in diameter. A 1/4" shaft is provided for easy dial mounting. Its conservative rating of 42 amperes RMS at 10 KV peak is more than adequate for amateur stations.

Amateur Net Price—Ea. . . . **47.60**

See your dealer or write us direct!



I.R.E. Showbooth No. 436 Electronics Ave.

JENNINGS RADIO MFG. CORP. · P.O. BOX 1278
 970 McLAUGHLIN AVE. · SAN JOSE 8, CALIF.

Music was furnished by WT, JU, and KM. AVS and DFE proudly display 20-w.p.m. stickers. It's congrats again to the Hamilton Amateur Radio Club on being the top scorer for Canada in the 1953 annual ARRL Field Day contest. BSW hopes to snag a VK one of these early mornings. CBR now is attending school in Belleville. AOE is a recent ORS appointee and is doing a nice NCS job on the Ontario Section Net. Net operation in the section has been very difficult of late, because of skip conditions which seem to hold off until net time. How about some reports, OMs? Traffic: VE3ATR 246, BUR 242, NG 114, IA 108, EAM 100, AJR 84, AUU 28, AOE 21, WY 17, DQA 16, KM 15. QUEBEC—SCM, Gordon A. Lynn, VE2GL—SEC: BR. RZ is operating 70 watts to a 6146 on 80-meter c.w. from Quebec City. QA has an HT-18 rig on the air, after a lay-off of 20 years, and is considering a high-power amplifier for it. DR continues active with PQN, and advises that the frequency has been changed to 3670 kc, because of QRM caused by long skip on the other frequency. BG reports most of his activity is ragchewing, and that many of the South Shore gang have fallen to watching their peek-a-boo boxes! He also reports that HV and DR have formed a Utility Companies Net which meets Sat. at 1 p.m. and Sun. at 10 a.m. on 3780 kc. EC reports for the St. Maurice Valley gang and remarks that LE, ACS, and AMP are referred to as the St. Maurice Valley Trio at Laval University, Quebec, from which place they now are operating. ATQ, RE, and LMI are regular reporters into PQN. CA makes BPL and reports the biggest traffic month in the history of that station. Traffic was mostly for Eskimos at Parc Savard Hospital to their homes in the Northland. Traffic: VE2DR 208, CA 182, EC 56, BG 25, GL 18.

ALBERTA—SCM, Sydney T. Jones, VE6MJ—We are pleased to report that LZ, who underwent a serious operation, is much improved. Alvin still is in Calgary General Hospital. HC now has Signal Shifter. PE has his eye on a Viking II. LQ has his grid-dipper completed. DU has completed a new VFO unit which works FB. ZR and MJ have had antenna trouble. Seems we get some high winds in Alberta—or could it be they don't live right? PP has acquired a new VFO unit. CP has been heard operating the University station. RR. WC has his eye on making BPL. WO and OE have mobiles ready to go. We hear that GW has acquired considerable surplus gear. KH and family have returned from a visit to Medicine Hat. KG has been bitten by the hi-fi bug. EH is instructing a square-dancing group. Traffic: VE6HM 98, WC 33, OD 17, MJ 10.

BRITISH COLUMBIA—SCM, Peter McIntyre, VE7JT—This month's report is going to be short. I received the report from the Island correspondent (on time as usual) and two activity reports. There is no use making up stuff to put in print so that is why the written report is short. To find out what is going on around British Columbia one can listen to the stations on 75 meters. Lots of expounding there, but for this QST column we have to have some writing and letting us know. It takes but a little effort to sit down and write a letter so we can put in print all the news and traffic and organization plans. Let's hear from all of you next month.

SASKATCHEWAN—SCM, Harold R. Horn, VE5HR—While spending Christmas on the Coast HR visited with ex-5DW, now VE7ABQ. Jack and Audrey send their 73 to all their old friends. WW visited Weyburn. QL sold his transmitter and will be heard with a Viking II anytime now. DA and BC are heard on 20-meter c.w. LB received a nice write-up in the local newspaper. W5JLA visited the Saskatoon Club while in the city on business. There are a number of appointees who need their certificates endorsed. If yours is one, please send it in or your appointment is subject to cancellation. Traffic: VE5PJ 19, HR 10.

Strays

W0FFC served as "mayor" of St. Louis on Boy Scout Citizenship Day, February 8th.

A 16-year-old Eagle Scout, Gerald was chosen for the honorary post in a "city election" held by the St. Louis Scout Council.

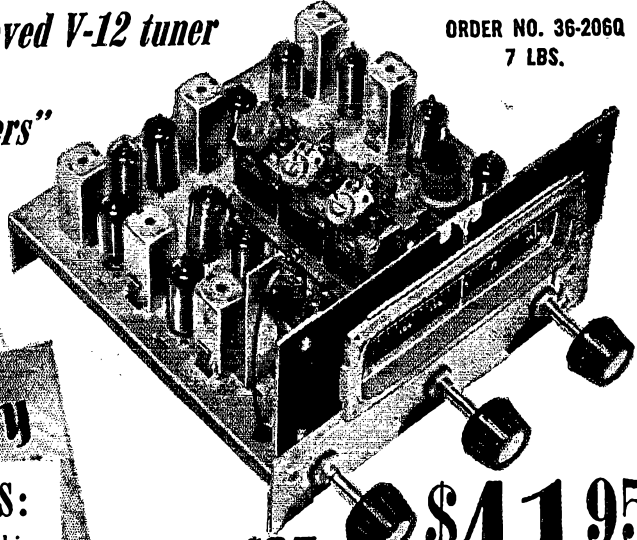
— — —

"Captain Stay-Put" is still getting around. When W2ZXM/MM put *Flying Enterprise II* into the Port of Philadelphia recently, a delegation of Philly mobile hams—W3s MYL, STC and VOC included—were asked aboard and a fine time was had by all. Kurt still gets a chance to sign his KZ5IC call now and then.

"You will be pleasantly surprised..."

says *High-Fidelity Magazine* editor Charles Fowler reporting on the Approved V-12 tuner in the famous "magazine for music-listeners"

ORDER NO. 36-206Q
7 LBS.



~~\$85~~ \$41.95

Thank you, Mr. Fowler!

We couldn't have said it *better* ourselves . . . that the new APPROVED V-12, with its full 12 tubes, double-limiter and discriminator FM, tuned RF stage on both FM and AM, is truly a remarkable value. Add to this these other V-12 features and you know why the V-12 is quite possibly the most popular tuner in America today: germanium diode AM detector, 6-gang condenser, 30-15,000 cps cathode follower output, and extreme miniaturization — measures just 8¼" W x 5⅝" H x 8" D, so it FITS where others won't! And nobody else in the world — only RADIO SHACK — has the V-12. Ship. wt. 7 lbs.

POWER REQUIREMENTS: 6.3V @ 4 amps, 190V DC @ 55 ma. Available on small chassis which may be remoted from V-12. Ship. wt. 7 lbs. Order No. 36-207Q, only \$12.05.

ADD POSTAGE ON MAIL ORDERS

RADIO SHACK
CORPORATION

167 Washington St., Boston 8, Mass.

ON PRICE, HE SAYS:
The Approved V-12 is "Within a few cents of the least expensive FM-AM tuner . . . yet in performance it compares favorably with more expensive units." In fact, Mr. Fowler adds: "The price is exceptional."

AND PERFORMANCE:
"Other qualities good . . . quieting was excellent, frequency response fine . . . tuning is extremely sharp." His conclusion: ". . . a good buy, and you will be pleasantly surprised by how much you get per dollar of investment."

SALE! G-E RPX-050 CARTRIDGE



\$4.44

Same as regular stock except for mfr's bulk packing. Dual sapphire styli. Order No. R-5188Q.

\$12.95

Diamond (LP) with sapphire 78 stylus for RPX-050. Same as RPJ-013. Guaranteed! Order No. R-6008Q.

\$12.20

LP diamond for G-E RPX-041, single stylus cartridge. Same as RPJ-004. Guaranteed! Order No. R-5189Q.

FREE: RADIO SHACK'S 224-PAGE CATALOG!



**BOB
HENRY
SAYS—**

“When you deal with Bob Henry I want you to be entirely satisfied, get the lowest wholesale price, the quickest service, the best trade-in and the best time sale plan financed by me with the least red tape and the lowest carrying charges. I want everything to be entirely satisfactory. It will pay to contact me by mail, phone, or telegraph about any equipment.

“I want you to say, ‘*You can bet on Bob Henry for the best.*’”

Butler 1, Missouri
Phone: 395

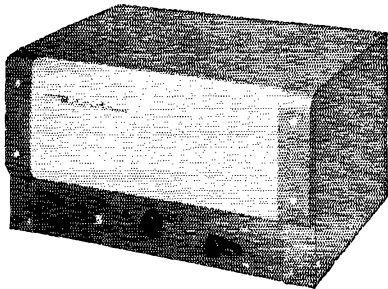
HENRY RADIO STORES

11240 Olympic Blvd.
LOS ANGELES 64
BRadshaw 2-2917

“LARGEST DISTRIBUTORS OF SHORT WAVE RECEIVERS”

NEW MOTOROLA

Home Unit Monitor Receiver



Now available—the new Motorola Monitor or Alert Receiver, for operation in the 25-50 mc. and 152-174 mc. ranges. Optional selective signaling, emergency 6 VDC power supply, and red-yellow-blue-white light alert cabinet attachments. Ideal for amateur, as well as public safety, civilian defense, industrial and commercial radio systems.

For further information write to:

Motorola®

Communications & Electronics, Inc.

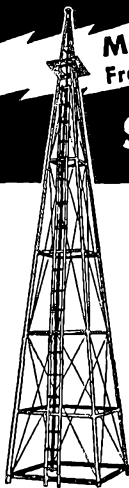
Amateur Sales Dept.—QST-3

1327 W. Washington Blvd., Chicago 7, Illinois

Attention: Harry Harrison, W9LLX, Tel. TAYlor 9-2200—Ext. 161

MORE SIGNALS PER DOLLAR
From Money Invested in an Antenna

Self Supporting
STEEL TOWERS
For Rotary Beams, FM, TV



Width of Base Equal to 1/5 Height

Vesto Towers are available in a wide range of sizes to meet requirements of amateurs and commercial users alike. Note the low prices for these quality lifetime towers: 22'—\$104, 28'—\$127, 33'—\$149, 39'—\$182, 44'—\$208, 50'—\$239, 61'—\$299, 100'—\$1,260.

ATTRACTIVE — NO GUY WIRES!

- 4-Post Construction for Greater Strength!
- Galvanized Steel — Will Last a Lifetime
- SAFE — Ladder to Top Platform
- COMPLETE — Ready to Assemble
- Easy to Erect or Move
- Withstands Heaviest Winds

Attention!
CIVILIAN DEFENSE DIRECTORS
This Is an Ideal Support for
SIREN & ANTENNA

Towers are shipped to your home knocked down, FOB Kansas City, Mo. 4th class freight. Prices subject to change... so order now! Send check or money order... or write for free information.

WRITE TODAY FOR COMPLETE FREE INFORMATION AND PHOTOGRAPHS

VESTO CO., Inc.
20th and Clay
North Kansas City, Mo.

is stable with the antenna connected, that is all that is necessary.

Should it be impossible to stabilize the amplifier, try different values for the by-pass condenser at the cold end of the r.f. input circuit. Lower values increase the feed-back and will require a lower setting of C_2 . Higher values of by-pass capacitance will require more at C_2 .

The injection coupling shown in the schematic diagram (loops L_3 and L_9 , and their connecting link) may not be required, as there is considerable coupling between the coils themselves without it. The converter can be adjusted without the added coupling, and then it can be installed temporarily to see if any improvement results. Gain may suffer if the coupling is inadequate, but this may not be harmful where the receiver gain at 3.5 Mc. is high. It is unlikely that the coupling will be so low as to affect the signal-to-noise ratio appreciably. Excessive coupling may increase the tendency to spurious responses.

When the amplifier is operating stably with the antenna connected, all that remains is a final check for uniform response across the band. The r.f. grid circuit should be peaked at the approximate middle of the band. Then the r.f. plate, mixer grid and mixer plate circuits can be trimmed at opposite ends of the band to assure uniform response. Completely-uniform response may never be possible, because of antenna characteristics, but a slight readjustment of the three above adjustments should allow a reasonably close approximation.

Performance

When the converter is placed in service it may seem "noisy" by comparison with other 21-Mc. receiving systems. This is because of its high gain, which makes the noise picked up by the antenna stand out in marked contrast to the dead characteristics exhibited by many communications receivers at this frequency. Make a few comparisons, and you'll see that the 21-Mc. signals stand out far more. Unless your communications receiver is a very good one, the chances are that the converter will give you a wholly new conception of the possibilities of the 21-Mc. band. It may turn out that the band is not "dead" half as much as you thought!


Quist Quiz

Our friend A is rather proud of his code-copying ability, and his 35-w.p.m. certificate occupies a prominent spot on the shack wall. When his heckler friend B offers to bet \$5 that A can't copy three transmissions of perfect code that B will send with a hand key, A accepts the wager with alacrity and a waving greenback. But B pockets the fin, and A admits that the bet was a fair one. What did B send?


(Please turn to page 128 for the answer)

HARVEY ALWAYS HAS IT...IN STOCK For IMMEDIATE DELIVERY

COLLINS 32V-3 Transmitter



A VFO controlled bandswitching, gang-tuned amateur transmitter. 150 watts input on CW and 120 watts on phone. Covers 80, 40, 20, 15, 11 and 10 meter bands.
Dimensions: 21 1/8" wide, 12-7/16" high, 13 7/8" deep.
Complete with tubes..... \$775.00



The New SONAR SRT-120 1 9 5 4 Mobile-Fixed Transmitter

Retains all the outstanding features of the earlier model SRT-120 plus the following new features:

SRT-120-P same as above but with built-in push-to-talk relay and self contained power supply for 120 volt AC line.
Complete Kit with Tubes..... \$198.50
Factory Wired and Tested..... 279.50
External VFO Head..... 19.95

- Improved RF Circuitry
 - Illuminated Meter
 - Heavier Gauge Steel Cabinet
 - New Antenna-Loading Circuit for Better Matching on All Bands
 - 1/8 inch Aluminum Front Panel
 - Perforated Cabinet Top for Improved Ventilation.
- Complete Kit with Tubes..... \$159.50**
Factory Wired and Tested..... 198.50


The COLLINS 75A-3 Receiver



With Mechanical Filter

The familiar Model 75A-2, redesigned and modified to provide for the use of mechanical filters. Supplied with one 3 KC filter, and facilities for one additional. A 2-position front panel switch permits selection of filter desired.

Complete (less speaker)..... \$530.00
Speaker..... 20.00

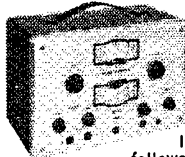


THE NEW S & W MOBIL-CEIVER

A fixed frequency receiver for use with converters. Has self contained power supply and speaker with reserve power for converter. Other features include: Automatic noise limiter — Variable selectivity — RF and audio gain controls — Send-receive switch — Highly stable BFO — Image-rejection better than 60 db. Operates from 6 and 12 volt input.

Complete with tubes..... \$89.50

2 New RCA Portable Signal Generators




RF SIGNAL GENERATOR

Model WR-49A

— Has DC isolated, cathode-follower outputs so that signals can be injected into any point in the circuit. New dial design facilitates accurate readings. Thorough shielding minimizes radiation, and hum pickup. Other outstanding features include:

- Frequency Range: 85 kc to 30 mc
- Calibration accuracy on all bands ± 1%
- Built-in 400-cycle oscillator for internal modulation or external use
- Modulation continuously variable up to 70%
- Attenuator Range: 65 db
- Weighs only 8 lbs.

Complete with tubes, shielded cable, and instructions..... \$59.50



AUDIO SIGNAL GENERATOR

Model WA-44A

— Extremely valuable for measuring performance of amplifiers, tone controls, equalizers, loudspeakers, and other audio circuits and components. Has DC Isolated cathode-follower outputs so that signals can be injected into any point without loading the circuit or reflecting any reactance.

- Other outstanding features include:
- Frequency Range: 11 cps to 100 kc
 - Response ± 1 db
 - Additional 60-cycle signal for Intermodulation Distortion tests
 - Regulated oscillator power supply
 - Weighs only 10 lbs.

Complete with tubes, shielded cable, and instructions..... \$87.50

SUPERIOR POWERSTATS

Smooth, efficient voltage control, 0-135 volts output from 115 volt AC line. Models also for 230 volt input. Write for free literature. Models for table and panel mounting.



Type 10, 1,25 amps.....	\$ 8.50
20, 3 amps.....	12.50
116, 7.5 amps, table mtg.....	23.00
116U, 7.5 amps, panel mtg.....	18.00
1126, 15 amps.....	46.00
1156, 45 amps.....	118.00

Complete Stock Always On Hand For Immediate Delivery

R. C. A. MICROPHONES

Broadcast quality units of tested and proven performance ideal for on-the-air and recording studio applications. Known to, and preferred by leading sound engineers.

Model 44-BX (Ribbon).....	\$129.00
Model BK-1-A (Pressure).....	79.50
Model 77-D (Poly-Directional).....	175.00

WE'RE GENEROUS ON TRADE-INS!

What've you got to trade on this fine equipment? Because of our big outlet in the New York market, we can make you a generous allowance. Send full description.

**Anywhere in The World
ORDER BY MAIL
DIRECT FROM HARVEY**

NOTE: Prices Net, F.O.B., N. Y. C.
Subject to change without notice



Harvey RADIO CO., INC.

103 W. 43rd St., New York 36, N. Y. • JUdson 2-1500

QRU? QTC


Whether you are a dyed-in-the-wool traffic man or just an occasional trafficker, your sense of good public relations tells you that ARRL Radiogram forms are a must in your station. Attractively printed on a new high grade paper, message blanks add that final touch to this important public service.

OFFICIAL RADIOGRAM FORM

Pad (70 blanks) 35¢
 Message Delivery Cards
 each 2¢ plain, 4¢ stamped

The American Radio Relay League
 West Hartford 7, Conn.

500 V.
 at
 225 Ma.
 d.c.
 output



\$29.50

PALCO

Mobile Power Supply Kit

- ★ Input 6 V d.c. @ 35 Amps
- ★ No battery drain when on standby
- ★ Instant start and stop — no waiting
- ★ Low current, low voltage switching eliminates heavy duty relays in battery circuit
- ★ Heavy duty communications type vibrator for dependable, long life
- ★ Small, compact, rugged. Shipping weight 14 lbs.
- ★ Chassis 6" x 7". Overall height 6 3/4". Mounting plate 6" x 9"
- ★ In kit form only. \$29.50 FOB Indianapolis. Order from

PALCO ENGINEERING CO.

150 West 75th Street

Indianapolis, Ind.

"De Luxe" Break-In

(Continued from page 38)

formers used to obtain this 15 volts were poor-regulation 6.3-volt transformers, easily obtainable. The 20-ohm resistor across their output is just to load them down a little, as their output voltage was a bit higher than desired.

The physical construction of the control unit, with the exceptions previously mentioned, is not at all critical. About the only point to keep in mind is that under some conditions the circuit is nothing but a high-gain audio amplifier, so an attempt should be made to keep noise and hum out of the first stages.

A supply that will furnish all three required supply voltages for the control unit from one power transformer is shown in Fig. 2. It is necessary to adjust the voltages fairly accurately,

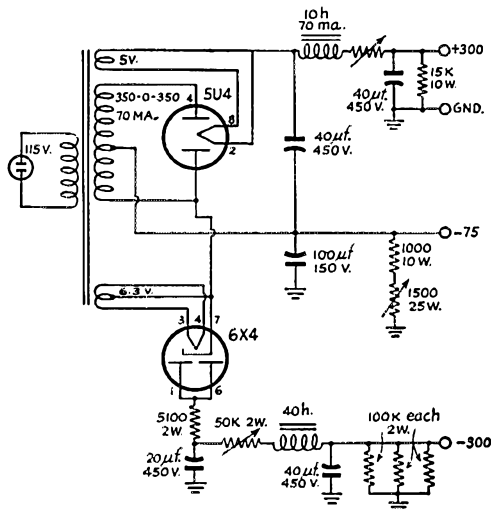


Fig. 2 — Suggested power supply for the break-in system.

say within 5 per cent, if the circuit is to work correctly. This is a little tricky with the circuit shown, as the adjustments are all interdependent. It can be done, though.

Performance Notes

Generally speaking, the unit has performed beautifully. Two figures may be of interest. Attenuation through the coupling stage (the 6AJ4) is nominally zero when the key is up. The actual value is dependent on the receiver input impedance, unity gain occurring at about 100 ohms. There may actually be some gain for high input impedance receivers.


There is some leakage through the stage when the key is closed, primarily through the plate-cathode capacitance of the 6AJ4, and therefore worst at the highest frequency in use (30 Mc. in this case). The attenuation has been measured on a particular unit as 60 db. in the 10-meter band, a figure that is more than adequate.

WE'RE IN OUR NEW BUILDING!



We are now operating from our new ultra-modern electronics building — geared for greater efficiency and faster, more complete PERSONALIZED service than ever.


LEO I. MEYERSON
WØGFQ



Use WRL's EASY PAY PLAN
10% Cash Down • 18 Months to Pay


The NEW Model 40A

Complete Band Switching
GLOBE SCOUT
(50 Watts CW—40 Watts Phone)



\$10. cash down
12 monthly payments of \$8.95
KIT FORM **\$89.95**
WIRED **\$99.95**

LATEST TRIUMPH OF THE WRL ENGINEERING STAFF
Complete bandswitching 160 thru 10M transmitter with combination pi-network antenna tuner which will work into any antenna. Three-stage modulator allows 100% modulation of final. Has complete power supply. XMTR housed in new special grey TVI screened cabinet. Ideal XMTR for the novice or experienced ham.



Capt. Bill Johnson, W2UKS says:
The GLOBE KING is the best buy in the U.S.A.

Dear Leo:
I am more than satisfied with my Globe King Transmitter! It's the best buy for my money in the Good Old U.S.A. The third day I had it in operation it made my W.A.C. Certificate dream come true. I always receive fine reports of signal strength and broadcast quality modulation. One of my friends has one of your Globe Kings and he has contacted all parts of the world and received outstanding reports at all times.

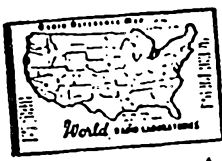
CAPT. BILL JOHNSON, W2UKS
515 Eighth Street, Ocean City, N. J.

NEW TVI MODEL 400 C GLOBE KING XMTR

TVI SCREENED CABINET NOW	STANDARD EQPT.
\$5150	\$495.00
Cash Down	KIT FORM \$40.95
	WIRED \$515.00
	12 Payments of \$28.07
	18 Payments of \$28.07

RADIO REFERENCE MAP

HANDY WALL SIZE **25¢**



World Radio Laboratories, Inc.
3415-27 West Broadway
Council Bluffs, Iowa

- Please send me:
- New Log Book 25¢
 - Free Catalog
 - Radio Map 25¢
 - Globe Scout Info
 - Globe King Info
 - Globe Champion Info
 - Used Equipment List

Name _____
Address _____
City _____ State _____

WRITE FOR DETAILED SPECIFICATION EQUIPMENT SHEETS

WRITE WIRE

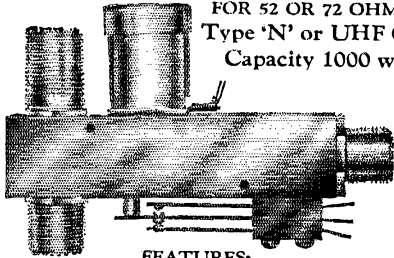
PHONE 2-0277

World Radio Laboratories

EVERYTHING IN RADIO

COUNCIL BLUFFS, IOWA

NOTE THE NEW FEATURES OF THE
DOW CO-AX RELAY



FOR 52 OR 72 OHM LINE
 Type 'N' or UHF Conn.
 Capacity 1000 watts

FEATURES:

1. AC types entirely free of hum and are guaranteed equally as silent as DC.
2. Causes negligible change in SWR up to 100 MC.
3. Now available with type 'N' or UHF connectors.
4. Magnet coils entirely shielded.
5. Special type receiver connector automatically grounds receiver contact inside of connector during transmit and protects receiver from RF (Optional).
6. External SPDT switch (Optional).
7. Tongue pressure on contacts both AC and DC energized or de-energized, sufficient for all types of mobile service.
8. Overall length 4½", width 3".

AC types (all voltages). Amateur net. \$10.50
 DC types (all voltages). Amateur net. 9.50
 Add \$1.00 for SPDT external switch.
 Add \$1.00 for special type receiver connector.

See your distributor, but if he has not yet stocked Dow co-ax relays order direct from factory. Send check, money order, or will ship COD. Prices are net FOB Warren, Minn. Dealer inquiries invited — literature on request.

THE DOW-KEY CO., INC.
 WARREN, MINNESOTA

420-Mc. R. F. Amplifiers

(Continued from page 41)

tions leading to instability in such amplifiers wherein a universal double stub matching transformer was inserted between the amplifier and mixer. This showed conclusively the need for proper resistive loading. Oscillations resulted from any serious deviation from the specified range of loading.

Mixer tank circuits with oscillator circuits coupled to them often reflect large reactances back into the last r.f. amplifier plate circuit, causing oscillation. This will be noted as a series of birdies or plops in the receiver output occurring as the amplifier tank is tuned through its complete range. Considerable care should be taken with crystal mixers to assure proper loading of the output r.f. stage. One solution is to feed the crystal directly from the r.f. amplifier output, eliminating the extra mixer tank circuit. Oscillator injection can be moved to the i.f. side of the crystal in many cases to isolate the oscillator reactances.

For capacitive coupling, a 0.001- μ f. disk ceramic condenser is tapped approximately 25% inches from the plate end of the line. Heavier loading can be accomplished by moving the tap toward the tuning condenser and lighter loading by moving toward the B + feed-point. In addition, changing the length of coax line running between the r.f. stage and the mixer may help as a means of matching impedances. Generally speaking, in case of oscillation trouble, concentrate on loading the last r.f. stage properly because any 6AN4 input impedance loads the preceding amplifier properly with any length coax line between.

No adjustments should be necessary after completion of the amplifier other than to apply voltages, plug in an antenna, attach to a 420-Mc. receiver, and tune the plate line to resonance. A broadly-tuning rise of from 2 to 4 db. in background noise will be noted for a properly loaded amplifier, if the gain of the r.f. stage or stages is enough to overcome the noise of the mixer alone. Any sharp rise in noise indicates instability and insufficient loading.

Due to the wide tuning range of the amplifier, it may be possible for it to tune to the oscillator frequency. This may result in a plop in the tuning; however, there will be only one such point in the tuning range of a stable amplifier.

The performance of the system may now be checked by making comparisons in reception of weak signals with and without the amplifier, or a noise generator may be used as described by Tilton.²


In either case, the degree of improvement to be found by the addition of the amplifier will be most gratifying.

The authors wish to thank the management of The Texas Company for permission to publish this article.

² Tilton, "Noise Generators — Their Uses and Limitations," *QST*, July, 1953, p. 10.

COMCO

Communications Systems
 with *Customized* quality



VHF-FM MOBILE PACKAGE

- VHF-FM mobile and base stations
- Remote control equipment & relay stations
- VHF-FM two-way aircraft equipment
- Aeronautical ground station equipment
- VHF-AM mobile unit for airport vehicles
- VHF antennas and other accessories

For details contact your nearest COMCO dealer



Manufacturers of Radio and Electronic Equipment
COMMUNICATIONS COMPANY, INC.
 CORAL GABLES 34, FLORIDA

24 HOUR
SERVICE ON ALL
STOCK ITEMS

Uncle Dave's Radio Shack

SUBSIDIARY OF
FORT ORANGE RADIO DISTRIBUTING COMPANY

24 HOUR
SERVICE ON ALL
STOCK ITEMS

Spring Is Here! Spring arrives officially this month — time to think of mobile operation or a new skywire — we can supply complete mobile installation or fixed station antennas — anything from a simple dipole to a multiple array for 10, 20 or 2 with rotators — call Uncle Dave, W2APF, he will help you.

VIKING MOBILE TRANSMITTER KIT



\$99.50

Amateur Net

In Stock for Immediate Delivery

New
ELMAC TRANSMITTER AF-67
Trans-Citer
\$177.00
Net

SPECIALS CLEARANCE

STANDOFF INSULATORS, low loss steatite, nickel plated base and top.
1/2" x 1 1/4" — 13c ea.; 10 for \$1.00
1/2" x 2 1/4" — 17c ea.; 10 for \$1.45
3/4" x 4 1/4" — 43c ea.; 10 for \$3.20
3/4" x 6 1/4" — 57c ea.; 10 for \$4.75
FEED THRU INSULATOR, ceramic.
For 1" hole, 41c ea.—10 for \$3.25
For 1 1/2" hole, 45c ea.—10 for 3.50
INSULATOR, cone type
1 1/4" High, 18c ea.—10 for \$1.50
3" High, 43c ea.—10 for 3.25

TUBES — standard brands
6AK5 69c ea.—6 for \$2.50
6C4 39c ea.—6 for 2.00
MINIATURE VARIABLE CONDENSERS
Screw driver adjustment.
25 mmfd....25c ea.—5 for \$1.00
140 mmfd....75c ea.—4 for 2.50
SOCKET, 7 pin min., mica filled, shield base 10 for \$1.00
SWITCH, phenolic sec., 2 d., 3 p., 3 pos., NS....29c ea.—4 for \$1.00

SONAR SRT 120 TRANSMITTERS


All bands 120 w. CW, 100 w. phone



Switches to all six bands. TVI suppressed, with 10 tubes.

SRT 120 Kit \$159.50
Wired and Tested at Factory, \$198.50
SRT 120P Kit \$198.50
Wired and Tested at Factory, \$279.50
Including Power Supply in Deluxe Case
VFO 120 \$19.95
Wired and Tested

Hammarlund HQ 140X



Tunes 54-31 mc. in six bands; calibrated band spread; 9 tubes in RF and AF; full wave rectifier and voltage regulator; calibrated S meter; crystal filter; antenna compensation; AVC; new series-type noise limiter; furnished in two: \$264.50

Matching Speaker \$14.50

Trade-ins TOP ALLOWANCE

Extra Special DYNAMOTOR GN45B
4V In, 400 V 160 mA out. Complete with conversion dia. 9/16" m and brushes. Will go Parcel Post. **\$24.95**

ELMAC A54 Transmitter \$119.00
A54-H Transmitter 129.00
Demonstrators
Guaranteed Like New

Collins 32V-3 Transmitter



\$775

VFO Controlled, Bandswitching, Gangtuned. Covers 80, 40, 20, 15, 11 and 10 meters; 150 watts CW; 120 watts phone; entire RF section enclosed in metal shield. (In Stock)

COLLINS 75A-3 RECEIVER \$550
With Mechanical Filter and Speaker

FOREIGN TRADE SOLICITED

Electric "HAM" Clock
Again by popular demand
24-Hour with GMT Indicator
\$11.95 Ea.
Regular \$15

ON-AIR LIGHTS

Use 6-Volt Pilot Lamp
5" x 2 1/2" x 1 1/4"
\$1.95 ea.

PARTIAL LIST OF USED EQUIPMENT

Send for Complete List

Collins 310B Exciter	\$200.00
Eldico MB40L Modulator	45.00
Eldico TR75 Transmitter	50.00
Viking II (Like New)	299.50
Gonset Tri-Band Converter	25.00
Hallicrafters SX24 No Speaker	65.00
Hallicrafters S388	35.00
Hallicrafters S408	90.00
Hallicrafters SX43 No Speaker	145.00
Hallicrafters SX43 No Speaker	100.00
Hallicrafters S51 New Condition	99.55
Hallicrafters S76 Demonstrator, No Speaker	149.50
Hammarlund HQ 129X With Speaker	180.00
Harvey Wells TBS50D	75.00
Meissner 2CW Transmitter Wired and Tested	18.75
Micro Match MM-1	35.00
Millen 90800 Exciter	20.00
Morrow 3BR-5 New Condition	45.00
National NC46 With Speaker	75.00
National NC57	65.00
Sonar FM Exciter	50.00
Sonar MB611	25.00
Sonar VFX680	35.00

JOHNSON VIKING II



\$279.50

(In Stock)

Kit, complete with tubes — less crystal, key and mike.
Wired and Tested, \$334.50

GONSET COMMUNICATOR 2-Meter Transmitter Receiver

Model 3026 \$209.50
Model 3025 \$229.50



Operates on either 115-Volt AC or 6-Volt DC source.

Mobile Special

NEW SHIPMENT

Hand mike, single button carbon. Complete with cord and plug. Finest made.

\$2.50 Ea.

Post Paid
Dozen lots, \$25

ANTENNA ROTATOR SPECIAL

Will hold up to 200 lbs.

\$29.95

Complete with 100 ft. 4 Cond. Control Cable

Fort Orange RADIO DISTRIBUTING COMPANY
904 BROADWAY, ALBANY, N. Y.
TELEPHONE ALBANY 5-1594

Tecraft

CASCADE CRYSTAL CONTROLLED 144 Mc. CONVERTER



Provides:

- **HIGH SENSITIVITY** — Sensitivity better than 1 micro-volt. Gain approx. 30 db. Noise approx. 4 db.
- **COMPLETELY STABLE**. C.W. on 144 mc. NO mechanical modulation. Pure D.C. note. No drift.
- **RUGGEDLY BUILT** — Suitable for mobile application.
- **USE WITH ANY COMMUNICATIONS RECEIVER** — Availability with output at I.F. frequencies 6-10 mc., 8-12 mc., 10-14 mc., 12-16 mc., 14-18 mc. We recommend use at I.F. output 14-18 mc.
- **COMPLETELY SHIELDED** — Heavy tinplate lining in hardwood instrument case.
- Available (SPECIAL ORDER) for other CD or industrial frequencies. Also available for Collins receivers.
- USES 6B7, 2 — 6CB6, 2 — 6J6 tubes. COMPLETE with plugs, tubes and crystal.....\$42.50
- Kit Form. Complete.....\$29.75

Ask your dealer or write us

THE EQUIPMENT CRAFTERS, INC.

238 Union St.

Hackensack N. J.

Variable Inductance Coils

- High quality mica-filled form
- Two extra tiepoint terminals

PART NO.	NOMINAL INDUCTANCE RANGE (MICROHENRIES)
120-A	2-3
120-B	3-5
120-C	5-9
120-D	9-18
120-E	18-36
120-F	36-64
120-G	64-105
120-H	105-200
120-I	200-500
120-J	500-1000
120-K	1000-2000



95¢ each

F-120 low-loss, mica-filled coil forms, each with metal bushing, nut, lockwasher and four terminals. All metal parts plated. Use for circuits to over 100 mc. 65c each.

No C.O.D. Minimum order three coils or forms plus 25c postage.

**NORTH HILLS
ELECTRIC CO., INC.**

246-32 54th Avenue,
Douglaston 62, N. Y.

On the Air with S.S.B.

(Continued from page 34)

present this switch is mounted next to the 4D32 socket without an extra knob showing on the exterior of the cabinet. A piece of flexible shaft should eliminate this shortcoming.

"A bias of -50 volts seems best on the 4D32. This gives an idling plate current of 10 ma.

"Using the Viking in conjunction with my crystal filter s.s.b. exciter I have worked five W9s, three W5s, one W3 and two W8s in one evening on 160 meters! I believe I'm the only active s.s.b. ham on 160 — sure wish more hams would go s.s.b. on 160!"

(Although K6CRT uses the Viking this way only on 160, there's no good reason why it shouldn't work as well on 75. You might have to be just a little more careful about spurious radiations from oscillators, images, etc.)

'Scope Intensifier

If you don't read the *RSGB Bulletin* and thus get a chance to see G3CU's excellent column, "CQ Single Side-band," you will have missed the neat trick shown in Fig. 2.

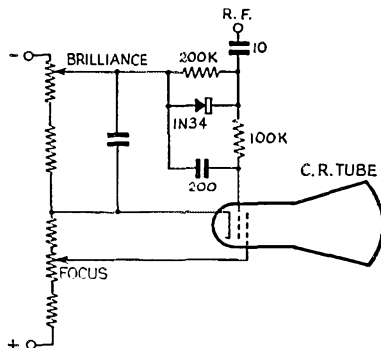


Fig. 2 — By using rectified r.f. as an intensifier, G2IG monitors his s.s.b. transmitter without danger of burning a line on the 'scope face.

It's a dodge for reducing the intensity of the 'scope trace when there is no signal, and thus reduce the chances for "burning" a line on the screen. It's easy with an a.m. rig, of course, where you're clunking on and off with all sorts of power supplies, and turning off the 'scope can be made part of that procedure, but with s.s.b. and break-in, the screen can go fast if you turn up the brightness high enough to do some good on peaks. However, as shown in Fig. 2, by adding a germanium rectifier and a few resistors, the 'scope will brighten up when r.f. is delivered to the antenna and dim out when none is forthcoming. The point marked "R.F." can be connected to the feeder or some convenient point where r.f. is being developed.



It is, of course, a simple thing to tie in your 'scope to your voice-controlled break-in circuit, but G2IG's system becomes self-powered and automatically adjusts itself to the proper level. G2IG reports that, in practice, the center quarter inch of vertical deflection is invisible, while the remaining deflection is easily visible but not bright enough to cause a burn.

Still More on Moving Crystal Frequencies


P. Essinger, HB9LA, who uses a crystal lattice filter s.s.b. exciter, reports that he tried several of the frequency-moving tricks on a filter crystal but found the best way to be the copper-sulphate method (this column, April and November, 1953). He confirms that the concentration of the solution is not important at all, and reports that his best results were had with a current of 0.7 ma. — B. G.

Strays


This oddity courtesy KP4RK: W3TUK and W5TUK, both first-named James, were assigned the calls KP4WU and KP4WW, respectively, at the same time.



NEW HALLICRAFTERS SX-71.
Less speaker. Net \$249.95




COLLINS 75A-3 with 3 KC mechanical filter. Less speaker. Net \$530.00




JOHNSON VIKING II TRANSMITTER KIT. Net \$279.50

JOHNSON VIKING II. WIRED AND TESTED. Net \$337.00



ELMAC AF-67 TRANSMITTER. VFO or crystal controlled. Phone or CW transmitter, ideal for home or for underdash mobile operation. Complete with tubes. Net \$177.00



ELMAC MOBILE RECEIVER. Dual conversion, 10 tubes, BFO, noise limiter, covers all amateur bands 10 through 160 meters plus BC band.
Model PMR-6A For 6 volts Net \$134.50
Model PMR-12A For 12 volts Net \$134.50

NEW HALLICRAFTERS SX-88. Dual conversion, high selectivity. Less speaker. Net \$595.00

MILLEN GRID DIP METER
Model 90651. Net \$61.50

All prices f. o. b. St. Louis • Phone CHestnut 1125

Walter Ashe
RADIO CO.
1125 PINE ST. • ST. LOUIS 1, MO.

--- FREE CATALOG! Send for your copy today. ---

WALTER ASHE RADIO COMPANY QST-3-54
1125 Pine Street, St. Louis 1, Missouri


Rush "Surprise" Trade-In offer on my _____
for _____
(show make and model number of new equipment desired)

Send new FREE 1954 Catalog.

Name _____
Address _____
City _____ Zone _____ State _____

ROUND, SQUARE, KEY and "D" OPENINGS QUICKLY MADE

with Greenlee Radio Chassis Punches



Save hours of hard, tedious work . . . cut accurate holes in chassis for sockets, plugs, controls, meters, panel lights, etc. with GREENLEE Punches. In 1-1/2 minutes or less make a smooth hole in metal, bakelite or hard rubber up to 1/16" thick. Easy to operate. Simply turn with ordinary wrench. Wide range of sizes. Write for details. Greenlee Tool Co., 1863 Columbia Ave., Rockford, Ill.



BE SAFE WITH

Q-max

A-27

LOW-LOSS LACQUER & CEMENT

- Q-Max provides a clear, practically loss-free covering, penetrates deeply to seal out moisture, imparts rigidity and promotes electrical stability. Does not appreciably alter the "Q" of R-F coils.

- Q-Max is easy to apply, dries quickly, adheres to practically all materials, has a wide temperature range and acts as a mild flux on tinned surfaces.

In 1, 5 and 55 gallon containers.

Communication Products Company, Inc.

MARLBORO, NEW JERSEY
(MONMOUTH COUNTY)
Telephone: FReehold 8-1880



Tech Correspondence

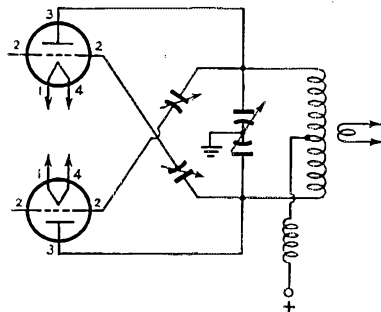
(Continued from page 43)

CIRCUIT DIAGRAMS

4921 Chestnut Ave.
Pennsauke, N. J.

Technical Editor, *QST*:

Read with interest the dissertation on circuit diagrams (January, 1954) and heartily agree, since one of my jobs when I was with Philco, 1928-1935, was to draw schematics, both for production and service bulletins. To meet the closing challenge in the article, I'm submitting the following:



. . . if, for clarification, you can split a dual triode, then you can carry the elements (grid in above) through the tube, if you put the same pin number on both exits.

— Jack Dubois, *K2CPR*, ex-*W3BXE*



March 1929

. . . This month there are editorial comments on Army-amateur affiliation, broadcast interference, and careless operating habits.

. . . In "Improving Short-Wave 'Phone Reception," Ross A. Hull describes the building of a modern 8-tube superheterodyne for efficient reception of code and voice.

. . . The second and concluding part of "The Design of Inductance Coils," by D. R. Clemons, discusses types of windings and tapped-coil applications.

. . . M. B. Sleeper, in "What Price Television?" states practical television will arrive only when scanning disks are gone and use of ultra-short wavelengths perfected.

. . . The Experimenters' Section gives space to discussion of audio filters, a junk-box trimmer condenser, a low-voltage detector circuit and signal monitors.

. . . A message from General George S. Gibbs, USA, highlights "The Army-Amateur Radio System is Revised," an article enumerating changes in Army-amateur liaison.

. . . "The Return of the Native," fiction by W5LS under the nom de plume "Felix," entertainingly combines the romance of college life with that of amateur radio.

. . . "IARU News" contains interesting reports on ham radio in such distant lands as Australia, British Isles, Holland, Japan, Spain and the U.S.S.R.

. . . In "The Communications Department" we find fresh news of ship stations WHDC, the *Nomad*; WSBC, the *Carnegie*; KFLF, the *Ripple*; and the Byrd expedition.

NEW!

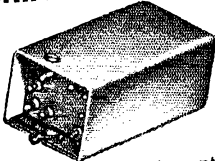


MILLEN 50 WATT EXCITER—XMTR

Use as a transmitter or exciter for high power PA stages. Bandswitching for 4-7-14-21-28 mc bands. Circuit metering. 5763 oscillator-buffer-multiplier and 6146 power amplifier. Shielding for TVI reduction. Rack mounted. Less tubes. Millen No. 90801\$75.00

MILLEN PHASE-SHIFT NETWORK


Two, laboratory aligned and adjusted, 90-degree phase-shift networks in a single, compact case. + 1.3 degrees over range of 225 to 2750 cycles. No readjustments necessary — unit is factory sealed. For use in SSB transmitting or receiving equipment. 40 db suppression of unwanted sideband in SSB. Permits building of SSB equipment without need of complicated lab equipment for network adjustment. Completely shielded can is 2x1-7/16 x4" and mounts like IF transformer. With schematic and mounting details.\$9.75
MILLEN NO. 75012



Keep TVI Voltages Inside Your Rig with METEX ELECTRONIC WEATHERSTRIP

Here's the famous weatherstripping used in electronic equipment of combat planes to suppress RF leakage to less than 5 microvolts per meter! Made of resilient, compressible, knitted monel wire mesh (not woven or braided) and designed specifically for Ham applications (see August 1953 QST). Easy to install around xmtr panel louvers, rear opening and hinge side of lid. Packaged in 20-ft. lengths. 1/16" thick.\$3.95
TYPE TVI-20-S

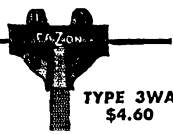
EAZON GROUND PLANE — COAXIAL ANTENNA JUNCTION



For use on any frequency. Above 140 mc, self-supporting stiff wire is FB as radiator and radials. Takes standard coax connector. Type GP\$2.95
Mounting Bracket for above.....75¢

EAZON COAX CABLE CONNECTOR

Rugged, weatherproof, insulator and coaxial cable (RG 8/U or 11/U) junction for center of dipole antenna.



TYPE 3WA \$4.60

Featured Amateur Gear from HARRISON HAM HEADQUARTERS



HAM GEAR

Now... mobile operation on 75-40-20-15-11-10 meter bands with one streamlined antenna! No external taps or projections. No plug-in coils! Band change is simple: merely raise or lower to factory calibrated markings that correspond to band selected. Loading inductor wound directly on upper portion of fiber glass support column, plastic covered. Weatherproof... lightweight. 9 ft. 9" fully extended; minimum height 63". Threaded 3/8-24 SAE mounting stud. 1/2" long (fits any mount with this thread). Web-Whip \$29.50



Professional quality equipment for the amateur who wants the best — from one of the country's leading Collins distributors.

75A-3 Receiver	\$530.00
10" speaker for above	\$20.00
32V-3 Transmitter	\$775.00
KW-1 Transmitter	\$3850.00
800-cycle mechanical filter plug-in unit	\$55.00
8R-1 plug-in crystal calibrator	\$25.00
148C-1 plug-in NBFM adapter	\$22.50
35C-2 low pass filter	\$40.00

HARRISON RADIO IS YOUR AUTHORIZED COLLINS DISTRIBUTOR

★ TRADES? Certainly! Top Allowances ★
TERMS? . . . The Easiest!

M. C. JONES



MM2 SERIES

For Amateur, Police, Aircraft Fixed and Mobile Transmitters

Direct reading of both SWR and Power with negligible insertion loss. Coaxial type with remote indicator. Power: 20 to 500 watts. Range: 3 to 162 mc. 52 ohm (Model MM2); 72 ohm (Model MM3). Either Model (Illustrated)\$41.25
As above with more sensitive indicator for power down to 2 watts; 52 ohm (Model MM4); 72 ohm (Model MM5). Either Model\$44.50
Single unit type with built-in meter. For open wire transmission lines from 70 to 300 ohms. Range: 3 to 30 mc. Power: 10 to 1000 watts. Model MM1\$32.50
NOTE: Write for literature on M. C. Jones Micro-Match equipment for commercial applications.



LONG ISLANDERS!

Visit our new JAMAICA BRANCH now at 145th Street on Hillside Avenue. Our stocks are complete with the latest ham gear, radio and TV components, audio and test equipment . . . at the lowest possible prices. Drop in anytime for fast, friendly service. HOURS: 9-6 including Sat., 9-9 on Fridays.
Republic 9-4102

FREE! HARRISON HAM-A-LOG

A post card request puts your name on our mailing list to receive future copies of this popular catalog.

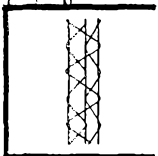


HARRISON RADIO CORPORATION
225 Greenwich St. • N. Y. 7, N. Y.
BARclay 7-7777
JAMAICA BRANCH: Hillside Ave. at 145th St.

TRYLON

Towers and Masts

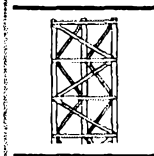
Amateur radio types • Guyed towers for FM-TV antennas • Vertical Radialors • Microwave towers • Commercial Communication towers • Transmission line supports, etc.



SERIES 650

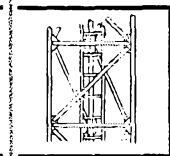
Height to 80'
Width—6.5"
10' section—
22 lbs.
Use—Mast for TV
Amateur, Portable,
and Wire
type antennas

• Between CG of Tower Legs



SERIES 2400

Height to 280'
Width—22.6"
10' section—
112 lbs.
Use—Tower for
Trylon Rotary
Beam, AM
Broadcast, and
Microwave
antennas



SERIES 6000

Height to 600'
Width—60"
10' section—
653 lbs.
Use—TV Broad-
casting and
curtain antennas
for International
Broadcasting

Trylon Towers are made only by

WIND TURBINE CO., WEST CHESTER, PA.

Visit our Booth at the I.R.E. Show—591-593 Components Ave.

AN/APR-4 COMPONENTS WANTED

In any condition. Also top prices for: ARC-1, ARC-3, APR-1, APR-5A, etc.; TS-34 and other "TS-" and standard Lab Test equipment, especially for the MICROWAVE REGION; ART-13, BC-348, BC-221, LAE, IAF, LAG, and other quality Surplus equipment; also quantity Spares, tubes, plugs and cable.

ENGINEERING ASSOCIATES

434 Patterson Road

Dayton 9, Ohio



Founded in 1909

RADIO TELEPHONY RADIO TELEGRAPHY RADAR & TELEVISION

Courses ranging in length from 7 to 12 months. Dormitory room and board on campus for \$48.00 a month. The college owns KPAC, 5 KW broadcast station with studios located on campus. New students accepted monthly. If interested in radio training necessary to pass F.C.C. examinations for first-class telephone and second-class telegraph licenses, write for details. New: Advanced TV Engineering Course.

PORT ARTHUR COLLEGE PORT ARTHUR
TEXAS

Approved for G. I. training

YL News & Views

(Continued from page 60)

meter 'phone net Thursday at 2:00 P.M. EST — 14,240 kc.

The NYLONs (Northwest YL Operator Net) meet on 75-meter 'phone, 3820 kc., Wed. at 9:00 A.M. PST. W7QYN is NCS with W7JFB as alternate NCS.

December, '53, "YL News and Views" contained a complete YL net schedule.

— — —

It is always interesting to hear about YLs of other countries — to learn of their particular interests and activities in our hobby. Currently, there are ten YLs in Spain — some of whom are very active. EA2CQ, Paula Mendia of San Sebastian, is one.

Paula's special interest has been DX from the day she received her license in August, 1950. In two months she worked 100 countries on 'phone. She now has 185 confirmed, and her goal this year is to reach the 200 mark. She writes that she listens a lot — "This being the best way for hunting some rare DX. I am on the air from 0700 to 1000



Paula Mendia, EA2CQ.

and from 1490 to 1800 [GCT] daily." In the evening she lets her OM, EA2CA (the Consul for Costa Rica in San Sebastian), take over. Their station, as seen on page 65 of Dec., 1952, *QST*, needs little elaboration.

Paula relates that EA7EV, Maria, is hoping to make DXCC this year — she has worked 114 countries on 'phone, with 88 confirmed.

Besides Paula and Maria, the other active Spanish YLs are EAs 1EE, 1EW, 2DI, 3GE, 3IW, 4EA, 5EC and 5EL. They look forward to meeting us on the bands this year.


Keeping Up with the Girls

W2RTZ, Hope, has joined the growing group of ARRL Hq. YLs. . . . W1UET, Martha, has deserted the Green Mountains of Vermont for Venice, California; and W7KEU, Laura, has left Seattle for residence in Minnesota. . . . W6HHD, Teresa, has kept a daily sked for a year with her OM, who is with the Navy in the Aleutian Islands (operating KL7AIZ and KL7AZN). A couple of years ago they kept daily skeds for two years while Gil was in French Morocco (CN8EL). Teresa summarizes, "You can imagine just how much amateur radio means to us!" . . . Outgoing president W2REO, Madeline, reports the new officers of the N. Y. C. YLRL — W2IQP, Lil, Pres.; W2IGA, Ruth, V.P.; W2QGK, Sophie, Sec.; associate member Helen Zuparn, Treas. . . . VE6YW, Elsie, of Barrhead, Alberta, particularly enjoys contacting new hams and giving them a chance to get some c.w. practice. . . . W7SFR, Lorraine, writes: "W7PQW's (Jane's) family is almost a radio club in itself. There is Besse, W7UJZ (Jane's mother-in-law); Tom, W7KPC (Jane's OM); Jane, W7PQW; and harmonics James (14), WN7UZH; Beverly (13), W7UUM; and Elvin (12), W7UUL. Jane says operating privileges have to be rationed! Also, Tom's brothers are Joel, W6ZAB, and Lowell, W7KTC (whose XYL is W7LDH). The family name is Honey and it sounds like a honey of a ham family! Wonder if any other can beat this?" . . . W3QPQ, Jan,

(Continued on page 118)


LOOK STEINBERGS LOOK

JACK BOXES



(A) BC-345. 3 1/2" x 3 1/2" x 1 7/8" aluminum, 2 standard open-circuit jacks, 3-position switch, 6-contact banana plugs and jacks.
 (B) BC-1366. 4 1/4" x 3" x 2 1/4" aluminum, 1 standard open-circuit jack, 1 3-circuit mike jack, 150,000 ohm volume control, 5-position switch, 11-contact banana plugs and jacks.
 (C) BC-213. 5 1/4" x 2 3/4" x 2 1/4" aluminum, 1 standard open-circuit jack, 1 3-circuit mike jack, 150,000 ohm volume control, 4-position switch, 8-contact banana plugs and jacks.

YOUR CHOICE 30¢




**8/8/8 MFD.
500 V. D.C.**

Triple 8 mfd. 500 working volt D.C. oil-filled condenser, common negative, solder terminals, hermetically sealed, 5" x 3 3/4" x 2 1/4"..... **\$1.95**



TUBE SOCKETS

For 4-prong tubes 866, 809, 811, 100th etc. Heavy phosphor bronze side wiping contacts, metal shell, white porcelain base. Regular list \$1.50, while they last..... **45¢**



Triple 8 mfd. 450 V. electrolytic upright can condenser, separate negatives, all leads insulated from can. Nationally known mfr. Reg. dealer **59¢** net \$2.58..... ONLY **10 for \$5.00**



PHOSPHOR BRONZE AERIAL

125 ft. of the finest aerial wire obtainable. 42-strand phosphor-bronze with linen center. Will not stretch, very high tensile strength, diameter approximately same as No. 14 copper, very flexible. Excellent for transmitting or receiving antenna, control cable, guy wire. Regular list \$4.95..... **90¢**

MINIMUM ORDER \$2.00. Send 20% deposit with COD orders. Please include sufficient postage or instruct us to ship by Express Collect. Overpayment will be refunded by check.

Single Sideband



X-4 SSB EXCITER

Only 6" x 6" x 6", 10 watts peak output. Same type crystal filter used in SS-75. Output frequency 3.6 to 4 MC. Provision for VFO input or crystal operation. Power required: 6.3 V., 1.6 A., 200-300 V.D.C., 80 MA., 45 V. bias. **\$49.50**
 Wired, tested, aligned, **\$69.50**. Kit form.....



ELESCO X-4 VFO

Only 4" x 4" x 2". Modified Clapp circuit, very stable, finest components. Plugs into X-4 Exciter, tunes 3.6 to 4 MC. Upper or lower sideband selection. Wired, **\$24.50**
 tested.....




VOICE CONTROL

For voice control of X-4 Exciter and your receiver. Only 4" x 4" x 2". Power required 6.3V 6A., 200-300 VDC 10 MA. Wired and tested..... **\$19.95**
 X-4 Mixer, one band, 40 or 20 meters **\$19.95**
 Power Supply for operation of all X-4 equipment..... **\$49.50**



WRIGHT T-R SWITCH

For break-in operation on CW, AM, or SSSC. Use one antenna for transmitting and receiving. It's instantaneous! No moving parts, no power needed to operate. Coax fitting for connections to feeder and receiver. Will handle 1 Kw. With 75 meter plug-in coil.... **\$9.95**
 40, 20 meter coils, **\$1.75** each



FILTER CHOKES

8 Henry 100 Ma., 100 ohm DC resistance. 2" high, 1 1/2" wide, 2 3/4" mtg. centers..... **95¢**
 15 Henry, 50 Ma., 150 ohm DC resistance. 1 1/2" high, 1 1/4" wide, 2" mtg. centers..... **59¢**

4D32 tubes, brand new..... **\$18.95**
 8 Henry, 250 Ma. cased choke..... **2.95**
 8 Henry, 300 Ma. cased choke..... **3.50**
 4 Henry, 350 Ma. cased choke..... **3.95**
 Dual 8.5 MFD, 1000 volt oil-filled condenser..... **2.95**
 3-conductor Coiled Kord, 6 ft. extended..... **1.79**
 Coax angle plug..... **.45**

Steinbergs

Phone CHerry 1880

633 WALNUT STREET • CINCINNATI 2, OHIO

Your order will receive my personal attention and will be shipped the same day order is received. We distribute all top-flight amateur lines... let us know what you need.
 73, Jule Burnitt W8WHE

CREI


... Shortest
distance between
AMATEUR
to well-paid
PROFESSIONAL

Turn your amateur experience into a high-paying position in Radio-Electronics-TV. A CREI Home Study course enables you to study at home, at your own speed, under close, personalized supervision by a faculty of experts. This is the same program we conduct for RCA-Victor Div., United Air Lines and many other leading firms. Since 1927, CREI training has produced thousands of CREI students and graduates now employed in industry.

Send today for valuable free booklet, "Your Future in the New World of Electronics." It describes the industry's future and possibly yours as well! When writing, check field of interest:

- Practical Radio Engineering
- Broadcast Radio Engineering (A.M., P.M., TV)
- Practical Television Engineering
- TV, P.M., & Advanced AM Servicing
- Aeronautical Radio Engineering

CAPITOL RADIO ENGINEERING INSTITUTE
Founded 1927—An accredited technical school
Dept. 163-A—3224 16th St., N.W.—Washington 10, D. C.



CODE-RECEIVING-SPEED

Be a Radio Ham or Commercial Operator. Pass FCC code test in few weeks. Fascinating hobby. Good pay, interesting work in Commercial field. Same system used by radiotelegraph specialists. FREE book explains how Amateurs and Operators learn code and develop amazing skill and speed. Candler System Co., Dept. 4-C, Box 928, Denver 1, Colo., U.S.A. and 52b, Abingdon Rd., Kensington High St., London W. 8, England

For Selectivity
Never Before Achieved In a
Communications Receiver

Dr. Qwak

R The Collins 75A-3
With Mechanical Filter

Dr. Qwak (Willard Wilson — W3DQ) also has B & W, Collins Xmtrs, National, Hallicrafters, Johnson, Elmac, Gonset, etc. . . . all for prompt delivery, and on the easiest of terms. Write today.

Wilmington Electrical Specialty Co., Inc.
405 Delaware Ave., Wilmington, Delaware
Est. 1920

Willard S. Wilson, President
Member OOTC — VWOA — QCWA
A • A • O • N • M • S

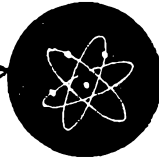
is NCS on the Early Bird Net (3845 kc.) every morning, and she is NCS on the Transcontinental 'Phone Net every Saturday evening. . . . W6HRO is living in Bremerhaven, Germany, where her OM is stationed with the Navy. Helen has made a number of contacts on 20 'phone as DL4WO. . . . G3ACC, Margaret, should be credited with 116 countries confirmed and not 100 as listed in the Feb. YL-DXCC listing. Both Meg and G3GOX, Ann, reported on the RSGB Exhibition in London, which marked the first time so many YLs ever gathered together in England. "Assembled in a noisy corner were G2YL, Nell; G8LY, Constance; G3ACC, Meg; G3GYL, Nina; W4HWR, Hilda; G1YL, May; G3GOX, Ann; and G3IYL, Stella." YLRL Chairman for England and the Continent, G3GOX estimates about 53 licensed YLs in G-land. . . . YLRL Chairman for the Canal Zone, KZ5AE, lists the QRMary Club officers for the new term: KZ5KA, Kay, Pres.; KZ5AE, Sis, V.P.; and KZ5DW, Dorothy, Sec. Sis writes that KZ5s AC GQ and NN have deserted the Zone for W4-land, but one new YL is gained in KZ5PL, Pat. KZ5s CN DG and ML are very active on 15, and KZ5DG, Grace, is proud of her new Maritime Mobile Certificate. . . . W8HWX received YLCC #10. Lil reports that she and W8HUX, Marvel, will continue editing and publishing their monthly *Ham Shack Gossip* for about a year, until they use what funds and paper they have on hand. Lil and Marvel have kept the eighth call area well informed of local ham doings for the past five years. . . . With 141 contacts, W9MYC, Gladys, won the "Inter-LARK" contest held in November by the Ladies Amateur Radio Klub of Chicago. WN9YXK, Rita, won the Novice Class section. The contest was designed to get the girls on the air as much as possible for a week. The 25 LARK members plan other similar contests throughout the year. . . . The Women's Auxiliary of the Milwaukee Amateur Radio Club will hold its Fourth Annual Get-together of ninth call area YLs, nonlicensed girls and wives on May 21st-23rd. Headquarters will be the Medford Hotel and registration is \$2.00. Write Committee Chairman Mary A. Meyer, Route 4, Box 568, Waukeasha, Wis., for information. . . . W9MGT has organized a YLRL unit in Milwaukee. Officers elected at the first meeting in December are W9MGT, Lenore, Pres.; W9OMZ, Jeanne, 1st V.P.; WN9ZBA, Marion, 2nd V.P.; W9WYJ, Florence, Sec; and W9QMA, Dorothy, Treas.

In the August, '52, column W7HHH, Beatrice Austin, was presented as the 1952-1953 President of YLRL. Her duties completed in that capacity, Bea continues to serve the organization as Chairman of the Seventh District for the current term. Bea concentrates her activity on 75 and 20 'phone and is net control of the North West YLRL 75 'Phone Net. With QSLs from 210 YLs, she was one of the first to become a YLCC holder. Bea happily observes that YL activity in the seventh call area has increased considerably during the past year.

W8EIR, Alvine (Kate) Eastman, of Ossineke, Michigan, is the YLRL Chairman for the 8th District. The XYL of



W8UGD, Kate has been licensed since 1947. At present she is on 75 and 40, running 400 watts to a 5D21 in the final. Like all other YLRL chairmen, Kate invites the members in her call area to forward news regularly for *Harmonics*.



Engineers . . . YOU CAN BE SURE . . . IF IT'S Westinghouse

Our expanding program in the development of highly *specialized equipment* such as radar, electronic computers and guided missile ground control devices has created excellent opportunities for *experienced engineers* from the B. S. to Ph. D. level.

The Electronics Division offers a variety of challenging problems requiring *design engineers* with a high degree of originality and ingenuity.

In addition to *professional recognition* and *industrial stability*, Westinghouse positions offer, for example—

- Opportunities, *at company expense*, for advanced degrees
 - Exceedingly liberal *patent disclosure compensation*
 - Salaries *individually determined* according to experience and ability
 - Promotion on basis of *individual merit*
- Assure yourself of a chance to be considered for one of the following opportunities. *Write today!*

CURRENTLY THERE ARE POSITIONS FOR—

COMMUNICATIONS DESIGN ENGINEERS
TRANSFORMER DESIGN ENGINEERS

ELECTRONIC CIRCUIT DESIGNERS
ENGINEERING TECHNICAL WRITERS


OR . . . if you are experienced in antennas and waveguides, high frequency heating, servomechanisms, magnetics, components engineering, radar, radar indicators, radar systems, fire control systems or field service, please apply.

TO APPLY —

Please send resume of education and experience to — R. M. Swisher, Jr.

Employment Supervisor, Dept. M-9, Westinghouse Electric Corporation
109 West Lombard Street, Baltimore 1, Maryland

If employed at your highest skill in defense industry, do not apply.



BALTIMORE, MARYLAND

**TO THE E. E. OR PHYSICS GRADUATE
WITH EXPERIENCE IN
RADAR OR ELECTRONICS**

Hughes Research and Development Laboratories are engaged in a continuing program for design and manufacture of advanced radar and fire control systems in military all-weather fighters and interceptors.

YOU WILL serve as technical advisor in the field to companies and government agencies using Hughes equipment.

TO BROADEN your field of experience in radar and electronics you will receive additional training at full pay in the Laboratories to become thoroughly familiar with Hughes radar and fire control equipment.

AFTER TRAINING you will be the Hughes

representative at a company where our equipment is installed; or you will advise in the operation of Hughes equipment at a military base.

THE GREATEST advancements in electronics are being made in this sphere because of military emphasis. Men now under 35 years of age will find this activity can fit them for future application of highly advanced electronic equipment.

HUGHES
RESEARCH AND DEVELOPMENT LABORATORIES
*Scientific and Engineering Staff
Culver City, Los Angeles County, California*

Assurance is required that relocation of the applicant will not cause disruption of an urgent military project.

How's DX?

(Continued from page 84)

has been popping up on 20 with 50 watts, a 40-meter dipole and a six-tube receiver SPIKAA regularly pokes through on 20 c.w. with a 100-watt 5-stager, a 10-tube super and dipole radiator. Yugoslav Radio Club Kreka is frequently represented by YU4BMM on 7 Mc. with a 2-stage e.c.o. rig running 25 watts, a half-wave skyhook and four-tube superhet REF (France), USKA (Switzerland) and UBA (Belgium) societies will sponsor a joint DX activity with the purpose of expediting results for those seeking H-22, UBA and DUF/DPF awards. Watch for a flock of HBs, ONs and Fs on March 6th-7th, the 'phone period, and April 3rd-4th, c.w. Six-letter serials will be sent and solicited, these to consist of RST (or RSM) and QSO number -- 469001, 379002, etc. March 20th, 1500 GCT, through 21st, 1700, will see USKA's "Helvetia-22" contest in progress. Non-Swiss entries will work as many of the 22 Swiss cantons as possible, c.w. or 'phone; the usual six-digit serial will be exchanged. Watch for HB1 portables in rare cantons.

South America—The ham bug has dug its way emphatically into Easter Island. From CE3AG (CE8AA): "Jorge Bernain, CE3DG . . . will install station CE0AC for Dr. Darlo Verdugo, who will remain on the island for a year. This 40-watt station, with 8-76 receiver, will preferably be used on 'phone on approximately 14,100 kc. Another station will also be installed by CE3DG on Easter Island for the Chilean Air Force. It will be a BC-610 mainly used for meteorological reports and its operators will also work on amateur bands as CE0AD, on c.w. and 'phone. During the 12 or 16 days that CE3DG will be on the island he will [sign] CE0AA. . . . All QSLs for CE0 stations must be sent to the QSL Bureau of the Radio Club of Chile, Box 761, Santiago." Upon awarding W6AM Radio Club of Argentina's CAA, CCC and TPA certificates, RCA contest manager LU9AD wrote: "By now you have practically all the certificates this club can offer, so permit me to forward my sincere congratulations for such an outstanding achievement." Ex-HC2OT hit the air temporarily as OA4DX.

Ultra-active CX6AD, on the air since October, 1947, employs a 76-6L-807 line-up at 60 watts input, a 5-tube superhet and a half-wave Hertz antenna. Aurelio claims DXCC, WBE, WAS and WACE sheepskins and is deservedly admired for a fast 100 per cent QSL policy VP3VN remains active on 20 c.w. with a 40-watt 6L6-807 transmitter and an HQ-120X. HK1TH, who works with PAA, has an agile 150-watt on 14-Mc. c.w.; he receives with a BC-224. Announcement of the RCV (Venezuela) Interamerica Contest, a 'phone affair, unfortunately arrived too late for inclusion in February QST. W1AW did its best to pass the word along before the contest dates of Feb. 19th-21st. If you missed W1AW's information, this item at least will tip you off as to what was cooking. YV5AK's work allows him to get in some extensive traveling up this way. Manuel still finds opportunity to catch some of the rare ones on returns home to Caracas.

Hereabouts—From Canal Zone SCM KZ5NM: German expedition ship *Xarifa*, a 320-ton, 3-masted schooner of 143-foot length, stopped at Cristobal in December en route the Galapagos. Dr. Hans Hass, well known European scientist, leads a group of experts engaged in underwater research consisting of diving and photography. Mrs. Hass, the only woman aboard, is an active working member of the expedition, doing underwater work along with the others. Including crew, *Xarifa* carries twenty-two. Ship's doctor Heino Sommer operates the ship radio as DI9AA on amateur bands. Through arrangements made by TI2TG, Dr. Sommer has been authorized to operate ashore at Cocos Island under the call TI9AA. He will use his own receiver, and transmitting equipment loaned him by Canal Zone hams, gear consisting of a portable power plant, Elmac transmitter and miscellaneous accessories. DI9AA's (and probably TI9AA's) principal operating frequencies are 14,010, 14,050, 14,150 and 14,200 kc., the latter two on 'phone. *Xarifa* will return to the Canal Zone on her voyage back to Germany. W0IUB finds that KG4AN is about to head for Stevensville, Tex., after 2½ years of Guantanamo Bay operation and some 10,000 QSOs. VP5RU is n.g., VP5AD advises W2NZE

(Continued on page 122)

RADIO and TELEVISION


Over 30 years N.E. Radio Training Center. Train for all types FCC operators' licenses. Also Radio and Television servicing, FM-AM broadcasting transmitters at school. Send for Catalog Q.

MASS. RADIO SCHOOL

271 Huntington Avenue Boston 15, Massachusetts
Lic. by Comm. Mass. Dept. Educ.

**TWO METER
TRANSMITTERS • CONVERTERS**

Fixed or Mobile



LW-50

- 15 Watt Transmitter
- Crystal controlled
- Speech for Crystal or Carbon
- Push-pull Modulators with Clipping
- Pre-assembled Kit
- LW-50K \$34.50
- Wired and tested
- LW-50 \$54.50
- Crystals \$2.00
- 6 Tubes \$10.50

NEW

LW-61


\$18.50

- Crystal Controlled Converter
- 7-11, 14-18 Mc or BC output
- BC 1F for Mobile or Nets
- Only 5 ma total B + drain

Completely wired and tested with tubes, crystal and coax plugs.

WRITE FOR LITERATURE

ELECTRONIC LABORATORY
Route 2 JACKSON, MICH.



Lafayette for Greatest Tape Buy Ever!

1200 FT. REEL
Genuine Plastic Base
RECORDING TAPE



\$189
C.O.D.'s accepted per roll plus postage


LAFAYETTE made a terrific deal with one of the leading manufacturers of recording tape to supply us with their regular tape with their regular price. WE GUARANTEE ABSOLUTE SATISFACTION OR YOUR MONEY BACK. The finest, professional-quality recording tape obtainable. Highest performance for thousands of playings; Red Oxide Base in a smooth, uniform coating; greater signal strength; with maximum fidelity; uniform frequency response from 40-15,000 cps at 7 1/2" per second; and freedom from background noise and distortion. Each reel is individually boxed.

FREE! Lafayette's new bargain packed catalog. Write today!

Include postage with your order.

FULL 20 ELEMENT STACKED CONICAL

The regular list price of this antenna is \$19.30. Made by famous manufacturer. Lafayette knocked the price down so it defies competition. Consists of 2 conical bays and a pair of matching Q bars and high frequency stubs. Made of genuine aircraft aluminum tubing. Stock No. AN-10, singly, each 6.45
In Lots of 3, ea. 5.95



HORIZONTAL BAR GENERATOR

Provides Horizontal Lines On Any T.V. Set—Quick—Accurate Alignment
Generates a series of equally spaced horizontal lines to indicate picture linearity. Simplifies precise setting of yoke. Makes possible accurate positioning of focus coil or magnet. Quick adjustment of vertical linearity, height and centering. No bulky, expensive equipment needed. Plugs onto picture tube. Completely self-contained. TS-129.....NET 1.91



UNBELIEVABLE Price!

New Lot!

WESTERN ELECTRIC
Hearing Aid

Reg. Price \$185⁰⁰

our price **\$149⁹⁵**



Brand new, in original Western Electric jeweler's case. Supplied with receiver, receiver cord, battery cord and plug (less batteries). Money-back guarantee. Act now while they last! Uses Burgess XX30E and 8R batteries at \$1.55 per set.

NOW! PHILCO BOOSTER

MODEL TB-3 In original factory sealed cartons. Money back guarantee!



~~\$39.50~~
list
\$12.50 ea.
\$11.50 ea.
in lots of 3
Shp. Wgt. 5 lbs. ea.

The Philco Television Booster Model TB-3 is a high quality, push-pull, wide-band radio-frequency amplifier designed to amplify r-f signals in the television bands. This unit employs two 6J6 tubes as r-f amplifiers, uses a selenium rectifier in a self contained power supply. Channels 2 through 13.

Talk about tuners! THE STANDARD CASCADE TUNER TOPS 'EM ALL!

\$14.95 ea.
\$12.25 ea.
in lots of 3



BRAND NEW! GUARANTEED!

The No. 1 Tuner in the trade. Lafayette is out front with this red-hot STANDARD COIL CASCADE TUNER deal. Lafayette made a buy—we paid cash—and you get the saving! Regular dealer price \$24.50. Servicemen, now is the time to stock up and save! Size: 4 1/4" x 3 1/4" x 6 1/4" supplied with 6J6 and 6BQ7. Stock No. TL-11. Shpg. wt. 4 lbs.

Top Quality CRYSTAL MIKE



\$575 • —52 db output level
• Range 30 - 10,000 cps

• 10 ft. cable and connector • Handle and interlocking base

A really fine microphone by a manufacturer known the world over. Use for amateur broadcasting, public address and home recording. Can be used with floor stand. Shpg. wt. 2 1/2 lbs.

PA-21.....5.75

SELENIUM RECTIFIER

Stock No.	Mil	Each	Lots of 10 Each
RE-12	45 MA	.57	.55
RE-14	75 MA	.67	.64
RE-10	100 MA	.80	.75
RE-15	150 MA	.92	.85
RE-16	200 MA	1.19	1.08
RE-11	250 MA	1.29	1.19
RE-17	300 MA	1.39	1.29
RE-18	350 MA	1.57	1.50
RE-13	400 MA	1.75	1.68
RE-19	450 MA	1.77	1.70

Most popular sizes for radio and TV. Famous brand. All fresh, new stock. Input voltage 130 volts. You can't go wrong at these prices.

Dept. VC

Lafayette Radio

FAMOUS IN RADIO FOR 32 YEARS

NEW YORK, N. Y.	100 Sixth Ave.
BRONX, N. Y.	542 E. Fordham Rd.
NEWARK, N. J.	24 Central Ave.
PLAINFIELD, N. J.	139 West 2nd St.
BOSTON, MASS.	110 Federal St.

QUARTZ CRYSTALS

Low Frequency — FT-241A for SSB, Lattice Filter etc., .002" Pins, .486" SPC. Masked in Channel Nos. 0 to 79, 54th Harmonic and 270 to 389, 72nd Harmonic. Listed below by Fundamental Frequencies. Fractions omitted.

49¢ each—10 for \$4.00

370	393	414	436	498	520	400	459
372	394	415	437	501	522	440	461
374	395	416	438	502	523	441	462
375	396	418	481	503	525	442	463
376	397	419	483	504	526	444	461
377	398	420	484	505	527	445	465
379	401	422	485	506	529	446	466
380	402	423	486	507	530	447	468
381	403	424	487	508	531	448	469
383	404	425	488	509	533	450	470
384	405	426	490	511	534	451	472
385	406	427	491	512	536	452	473
386	407	429	492	513	537	453	474
387	408	430	493	514	538	454	475
388	409	431	494	515		455	476
390	411	433	495	516		456	477
391	412	434	496	518		457	479
392	413	435	497	519		458	480

99¢ each—10 for only \$8.00

CR-1A SCR 522- $\frac{1}{2}$ Pin, $\frac{1}{2}$ " SP	FT-171B—BC-610 Banana Plugs, $\frac{3}{4}$ " SPC
5910 7350	2030 2220 2390 3120 3520
6370 7380	2045 2258 2415 3150 3550
6450 7390	2052 2260 2435 3155 3570
6470 7480	2065 2280 2442 3202 3580
6497 7580	2082 2282 2532 3215 3845
6522 7810	2105 2290 2545 3232 3955
6547 7930	2125 2300 2557 3237 3970
6610	2131 2305 2660 3250 3995
	2145 2320 2940 3322
	2155 2360 3035 3510

Special—200 KC or 500 KC in FT241A Holder—only \$1.79 each

add 20¢ postage for every 10 crystals (or less).

SUN
PARTS DISTRIBUTORS, LTD.

520 TENTH ST., N.W.—Wash., D. C. Dept. Q

FT-243—.002" Pin Dia.—.486" Pin SPC for Ham and General Use

49¢ each—10 for \$4.00

4035	5437	5950	6800	7610	7900
4080	5485	5973	6806	7625	7906
4165	5500	6240	6825	7640	7925
4190	5660	6250	6850	7641	7940
4200	5675	6273	6875	7650	7950
4300	5700	6300	6925	7673	7973
4330	5706	6300	6925	7675	7975
4397	5725	6325	6950	7700	8206
4490	5740	6350	6975	7706	8225
4495	5750	6375	7450	7720	8250
4535	5773	6433	7473	7725	8273
4735	5780	6400	7475	7740	8275
4840	5806	6406	7500	7750	8300
4930	5840	6425	7506	7773	8325
4950	5852	6673	7525	7775	8630
4980	5873	6675	7540	7800	8683
5030	5875	6700	7540	7825	8690
5205	5880	6706	7573	7840	
5300	5900	6725	7590	7850	
5385	5925	6750	7600	7873	
5379	5940	6775	7606	7875	

99¢ each—10 for \$8.00

1015	3840	6473	7100	8025	8475
1110	3835	6475	7125	8050	8500
1915	3940	6500	7140	8073	8525
1930	3955	6505	7150	8075	8550
1940	3990	6550	7175	8100	8575
1950	6000	6573	7200	8125	8600
2065	6025	6675	7250	8140	8625
2125	6050	6600	7300	8150	8650
2557	6075	6606	7306	8173	8700
2940	6100	6625	7325	8175	8733
3500	6125	6640	7340	8200	
3640	6140	6650	7350	8310	
3630	6150	7000	7375	8350	
3720	6175	7025	7400	8380	
3735	6200	7050	7425	8400	
3760	6440	7013	7440	8425	
3800	6450	7075	8000	8450	

BC-746

TUNING UNITS

Foundation coils and condenser for 80 meter VFO or exciter—Less xtals.— 98¢

When not QRL adding to his impressive QRP DX list, W2QHH accumulates YL QSLs. Howy recently applied for YLRL's YLCC-20 endorsement. Among No. Calif. DX Club personnel there are W6s AM BAX DZZ MEK MVQ MX PB TI TT VE and WB with over 200 countries confirmed apiece. W6s OMC RBQ and ZCY teeter on the brink with 199 each. Nine 'phone and 53 free-style DXCCs are held by NCDXC members. With the Bahamas gang, VP7NM has a 140-watt VFO-807-05 rig, BC-348 receiver and folded dipole. "C.N." is WBE, WAS, BERTA and DXCC. Don of VP7NS does well with an 813 final at 150 watts, a BC-348 and a folded dipole. OX3UD makes out okay on 20 c.w. with a 3-tube receiver and 40 watts input. A 12-watt c.o.p.a. transmitter and simple Windom skywire cause plenty of excitement whenever VP1AA puts British Honduras on 14-Mc. c.w. Running 350 watts on several bands, YS10 is a good bet for Salvador QSLs. BERTA, DXCC, WAA, WACE,



OQ5NK of Leopoldville works many W/VE 'phones as well as his own share of rare DX.

GET INTO ELECTRONICS

You can enter this uncrowded, interesting field. Defense expansion, new developments demand trained specialists. Study all phases radio & electronics theory and practice: TV, FM; broadcasting; servicing; aviation; marine; police radio. 18-month course. Graduates in demand by major companies. H.S. or equivalent required. Begin Jan., March, June, Sept. Campus life. Write for Catalog.

VALPARAISO TECHNICAL INSTITUTE

Dept. TN

Valparaiso, Ind.

HELP WANTED

This established radio & television manufacturing firm in Western New York has openings for:

TEST ENGINEERS

TECHNICIANS

TROUBLE SHOOTERS

ALIGNERS

Applications should contain details of past experience. Write to

Personnel Manager, H. E. Dudley

STROMBERG-CARLSON CO.

Rochester 3, New York

Answer to QUIST QUIZ on page 106—

B sent "E", "T" and "I", at widely-spaced intervals. A called the E an E, but B said it was a high-speed T. A called the T a T, but B said it was a very slow E. A called the I an I, but B said it was high-speed TT. Since the transmissions were made at widely-spaced intervals and no speed had been established by previous code, B had a sure-thing bet.



NEWARK's Special Selections

Each component is a **VALUE** in quality and price



Bargain Clearance of Standard Brand Oil-Filled Capacitors

Special Bargain Offering. High Quality Standard Brand Capacitors, made by nationally known manufacturers. All oil-filled, rectangular cased. Voltages shown are Working Volts DC. With porcelain standoff insulators; screw terminals, with solder lugs, nuts and washers. Less brackets. Limited Quantities.

- A100. 2 Mfd, 600 V. 2⁷/₈x1³/₄x1". Shpg. wt., 10 oz. **NET, 10 For 3.00. EACH.....39c**
- A101. 14 Mfd, 600 V. 4³/₄x3³/₄x1³/₄". Shpg. wt., 2 lbs. **NET.....4.95**
- A102. 4 Mfd, 1000 V. 3⁷/₈x3³/₄x1¹/₄". Shpg. wt., 1¹/₄ lbs. **NET.....1.50**
- A103. 1 Mfd, 1500 V. 3³/₄x1³/₄x1". Shpg. wt., 12 oz. **NET.....1.25**
- A104. 2 Mfd, 1500 V. 3⁵/₈x2¹/₂x1¹/₄". Shpg. wt., 1 lb. **NET.....1.50**
- A105. 2 Mfd, 2000 V 3-15/16x3³/₄x1¹/₄". Shpg. wt., 1¹/₂ lbs. **NET.....1.75**
- A106. 12 Mfd, 2500 V. 6¹/₂x4⁵/₈x3⁷/₈". Shpg. wt., 7 lbs. **NET.....8.95**
- A107. 0.5 Mfd, 3000 V. 4⁷/₈x2¹/₂x1¹/₄". Shpg. wt., 1 lb. **NET.....1.25**
- A108. 1 Mfd, 3000 V. 3⁷/₈x3³/₄x1³/₄". Shpg. wt., 2 lbs. **NET.....3.50**
- A109. 2 Mfd, 3000 V. 4⁵/₈x3³/₄x3¹/₄". Shpg. wt., 3¹/₄ lbs. **NET.....5.50**
- A110. 6 Mfd, 3000 V. 7¹/₂x4⁵/₈x3⁷/₈". Shpg. wt., 8 lbs. **NET.....8.95**
- A111. 2 Mfd, 4000 V. 6x4³/₈x3⁷/₈". Shpg. wt., 6¹/₂ lbs. **NET.....6.95**
- A112. 1 Mfd, 6000 V. 7¹/₂x4⁵/₈x4³/₄". Shpg. wt., 9 lbs. **NET.....8.95**
- A113. 1 Mfd, 7500 V. 7x8x4". Shpg. wt., 19 lbs. **NET.....12.95**
- A114. Dual 0.1 Mfd at 10,000 Volts. 7x8x4". Shpg. wt., 18 lbs. **NET.....10.95**
- A115. Dual 0.25 Mfd at 10,000 Volts. 6x8x4". Shpg. wt., 14 lbs. **NET.....12.95**
- A116. G.E. Type 14F357 Pyranol-filled Transmitting Capacitor. 5.25 Mfd at 5000 Volts DC Working. 13x13¹/₂x4¹/₈". Shpg. wt., 55 lbs. Limited Quantities. **NET.....24.50**

Bargains in Round Can Capacitors. Standard Brands, made by nationally known manufacturers. All oil-filled. Less mounting brackets. With porcelain insulators, screw terminals. Voltages shown are Working Voltages DC. Quantities Limited.

- A117. 1 Mfd, 1000 V. 3¹/₈" long x 2" diam. Shpg. wt., 10 oz. **NET, 10 For 6.50. EACH..78c**
- A118. 2 Mfd, 1000 V. 4¹/₈" long x 2" diam. Shpg. wt., 1 lb. **NET.....1.29**

F.O.B. Chicago, Include Shipping and Insurance.

Department T-3



223 W. Madison Street
Chicago 6, Illinois

Local Customers. Come in and browse around our tremendous stocks of Bargain Components. Ham, PA and service items galore! Huge quantities of Bathtub and Motor Starting Capacitors, but not sufficient quantities of single items to warrant listing here. **Mail Order Customers.** Write your requirements.

SELECTED VALUES IN QUALITY COMPONENTS

- A500. Low Loss Steatite Socket. For 829B/3E29 or 832 tube. Center has large cooling hole. Less shield base. Mfd. by Johnson. 2" mtg. ctrs. Shpg. wt., 1/2 lb. **NET EACH.....49c**
10 For.....4.00
- A501. Brush BA-116 Mike. At lowest price ever! While quantities last. Rugged microphone, ideal for tape recording, PA or Amateur use. Resp., 50 to 6,000 cycles. Output level, -53 db. High impedance. 5/8"-27 thread. Brown finish. Shipping weight, 1¹/₂ lbs. **NET.....5.95**
- A502. Filter Reactor. 5.3 Henry, .06 Ampere DC, Resistance 475 ohms, 2400 volt test. Size: 2-3/16x1⁷/₈x1³/₄". Porcelain standoff insulators. Four 8-32 mtg. screws on 1-1/16x1-5/16" mtg. centers. Shpg. wt., 2 lbs. **NET.....29c**
- A503. G.E. Filter Choke. Open type. 2¹/₄ Henry, 200 ohms DC resistance. 9" wire leads. 3¹/₈" mtg. ctrs. Shipping weight, 2 lbs. **NET.....1.19**
- A504. 63 Mmf Variable. Ideal for VFO. High Quality capacitor designed for use in the famous BC-375. 3500 volt flashover. Micrometer adjustment. Shpg. wt., 2 lbs. **NET.....1.10**

SAVE ON GENERAL ELECTRIC RHEOSTATS

- G.E. Quality Rheostats in 25 and 50 watt sizes. Carbon brush contacts. Vitreous enameled windings on porcelain cores. Shafts extend 7/16" from 3/8" bushing. Require 1³/₈" space back of panel. With knobs and hex nuts. **25 watt:** 1¹/₂" diameter. Shpg. wt., 8 oz.
- 50 watt:** 2¹/₄" diameter. Shpg. wt., 10 oz.
 - A506. 10 ohm, 25 watt.
 - A507. 15 ohm, 25 watt.
 - A508. 50 ohm, 25 watt.
 - A509. 125 ohm, 25 watt.
 - A510. 250 ohm, 25 watt.
 - A511. 4 ohm, 50 watt.
 - A512. 6 ohm, 50 watt.
 - A513. 80 ohm, 50 watt.
 - A514. 125 ohm, 50 watt.
 - A515. 225 ohm, 50 watt.
 - A516. 300 ohm, 50 watt.

**NET EACH
98c**

**NET EACH
1.47**

Send for
Newark's Catalog No. 56

Everything you need
in Electronics, Radio, TV
and High Fidelity.

Department T-3

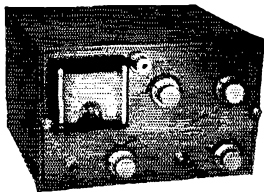


LOOK FELLAS!

**BANDSWITCHING
10, 11, 15, 20, 40, 80
METERS**

BABCOCK

MOBILE D-X MITTER



Can be tuned up to switch between 2 of the 6 bands with 2 crystals in each band — then one of the 4 frequencies and the proper antenna may be selected by the 4-position switch with no further tuning required.

- No plug-in coils
- The 4 xtals fit inside transmitter
- 8" wide x 5" high x 7" deep
- Tubes: 6AQ5 osc-doub-quad, 6146 final amp. 12AU7 speech ampl., 2 — 6AQ5 mods, Class AB
- Input to final amp. when using Babcock PS 4A power supply: 35 watts
- Complete metering, including RF output watts

PRICE \$99.50

including tubes and connecting plugs, less crystals.

Write for Details

- S 4A 6V DC • Dual vibrator supply with vibrators, tubes and connecting plugs.....\$67.50
- PS 4B 115VAC • Power supply for home station, with tubes.....\$44.95
- LS 1 • 2-band antenna tuning unit.....\$15.00

C & G RADIO SUPPLY CO.

2505-6 Jefferson Ave.

Tacoma 2, Wash.

World Above 50 Mc.

(Continued from page 87)

were kept whenever possible during December, for a total of 74 different test periods. These were at 0645 and 0655, and 2135 and 2145, 5 minutes each. The reason for the two checks close together, morning and evening, is to permit observations of the direct path, a heading of 60 degrees at W4HHK, and a second check with a heading 15 degrees north of this.

Of the 74 tests, 14 were made during a period when the antenna system at W4HHK was not in perfect working order, but even so, signals of a sort were heard on a high percentage of the tries. Using their modified R scale (R1 for very short bursts, no intelligibility; R2, letters or groups, with some information; R3, bursts of 15 seconds to 2 minutes) the December tabulation breaks down as follows: 17 tests over the direct path rated R2 or better, with 11 of similar rating on the indirect path. Two test periods were given R1 to 2, and 30 were called R1.

The longest period of continuous signal on the direct path was 11 seconds duration, while the indirect path netted one of 18 seconds. The greatest number of bursts counted during a 5-minute test period on the direct route was 27; on the indirect path 33. The counts are taken first by monitoring W2UK's signal, and then by playing back a tape recording made during the period, for a recheck. Results of tests on a path 10 degrees off the direct route, conducted during January, will be reported next month.

W4HHK has lined up another DX schedule, this one with W9WOK, Bensenville, Ill., a distance of close to 500 miles. Inaugurated on January 8th, it has been producing results regularly. W9WOK runs 750 watts and uses a 24-element array. Skeds are kept at 1945 each Tuesday and Thursday.

Results over the 450-mile path between W8BFQ, West Richfield, Ohio, and W1HDQ indicate that a signal can be heard over this 450-mile path just about any night. Signals are seldom solid enough for much communication, even on c.w., but W8BFQ is heard by your conductor regularly, regardless of conditions. Margaret's very large array (32 elements with $\frac{1}{2}$ -wavelength spacing) high power and excellent location help to make this possible with only a 16-element array at the eastern end.

W2UTH, Rochester, N. Y., has completed his TV camera and is now working on associated equipment. Hank reports a slump in activity on 144 Mc. around Rochester as the result of the appearance of a local TV station on Ch. 10. Much of the trouble has been traced to the receivers, and it is hoped that when the station goes on high power the trouble will be taken care of in a high percentage of cases.

W3UQJ, York, Pa., now has about 5 watts output, crystal controlled, on 435.5 Mc. He would like schedules with the Philadelphia area for tests on that band.

Two 2-meter nets are reported by OES appointees in Ohio. W8DPW says that the Dayton area is using 146.52 Mc. each Wednesday at 2100. At the year's end the membership was 32, with more expected, and the gang turned out in force for the V.H.F. Sweepstakes in behalf of the Dayton Amateur Radio Association. Stations in Cincinnati and other cities within range are invited to join in net sessions. Two of the gang are on 435 Mc. and 6 on 920 Mc. Fixed-frequency operation on these bands will be started if there is sufficient interest.

A 2-meter f.m. net is flourishing in the Columbus area, according to W8LYF. This net got its start last spring when several commercial installations were purchased with c.d. funds and installed in various public buildings and zone stations. When the Columbus gang started looking into the possibility of converting taxicab and other mobile gear for ham use, and it was found that, with a little ingenuity and a few parts from the junk box, much of this sort of gear could be made to serve amateur needs very nicely.


Operation is on 145.26 Mc., with most of the equipment fixed on this channel. Receivers equipped with squelch are left running continuously, so that it is nearly always possible to get a contact. The Franklin County Civil Defense Net holds a weekly practice drill at 1930 each Tuesday. All stations, both fixed and mobile, participate.

Another f.m. net, this one on 145.5 Mc., is reported by W4HHK. Using converted commercial gear, the net covers the Memphis area, and it has already been called into

(Continued on page 128)

BUY DIRECT FROM FACTORY SAVE MIDDLEMAN PROFITS

PORTABLE LIGHT PLANTS PUSH BUTTON START



AC Plant 600-700 Watts — 115 v. 60 cyc. Powered by a rugged 2 hp. easy starting Briggs gas engine. No wiring necessary; just plug in and operate. Plenty of current for receivers, transmitters, antenna motors, emergency lights, etc. which require up to 700 Watts. Ideal for radio amateurs, Civil Defense, trailers and camps. Complete with Voltmeter and built-in winding to charge 6 v. auto batteries.

- Item 24. Wt. 75 lbs. Be prepared if war or storms knock out power lines. **\$143.50**
- 700-800 Watt Plant (Item 44) same as above but with larger engine & greater capacity. **\$169.95**
- 1000-1200 Watt Plant (Item 45) same as Item 24 but with larger generator and engine — 50% greater output **\$199.50**

We make all sizes up to 25,000 Watts. Write for information.

Send 10¢ for big 1954 Catalog. Free with order.

Prices f.o.b. factory. Money back guarantee. Send check or M. O.


Master Mechanic Mfg. Co., Dept. 64-E, Burlington, Wis.

EASY TO LEARN CODE

It is easy and pleasant to learn or increase speed the modern way — with an Instructograph Code Teacher. Excellent for the beginner or advanced student. A quick, practical and dependable method. Available tapes from beginner's alphabet to typical messages on all subjects. Speed range 5 to 40 WPM. Always ready, no QRM, beats having someone send to you.


ENDORSED BY THOUSANDS!

The Instructograph Code Teacher literally takes the place of an operator-instructor and enables anyone to learn and master code without further assistance. Thousands of successful operators have "acquired the code" with the Instructograph System. Write today for full particulars and convenient rental plans.



INSTRUCTOGRAPH COMPANY

4799 SHERIDAN ROAD, CHICAGO 40, ILLINOIS




CENTRAL ELECTRONICS Announces A NEW BAND-SWITCHING MULTIPHASE EXCITER MODEL 20A

- ★ 20 Peak Watts Output — SSB, AM, PM, and CW.
- ★ Bandswitched — 160 thru 10 meters.
- ★ Magic Eye carrier Null and Modulation Peak Indicator.

MULTIPHASE MODEL 10A →

MULTI-BAND OPERATION. Approx. 10 watts peak output 160 thru 20 meters. Reduced output on 15-10 meters. SWITCHABLE SSB, with or without carrier, double sideband AM, PM, break-in CW. VOICE OPERATED BREAK-IN and receiver disabling. Built-in power supply also furnishes voltage for optional VFO and blocking bias for linear amplifier. With master xtal and coils for one band. Wired and tested \$159.50. Complete kit \$112.50. Extra coil sets \$3.95 per band.



Check These Additional Features

- **NEW CARRIER LEVEL CONTROL**—separate knob inserts any amount of carrier without disturbing carrier suppression adjustments.
- **NEW CALIBRATE CIRCUIT**—simply talk yourself exactly on frequency as you set your VFO.
- **NEW CALIBRATE LEVEL CONTROL**—adjusts signal strength to suit band conditions.
- **NEW FONE PATCH INPUT JACK.**
- **PLUS** All the time-proven features of the popular Model 10A. Choice of grey table model, grey or black wrinkle finish rack model.

Wired and tested. \$249.50

QT-1 ANTI-TRIP UNIT

Perfected Voice Operated Break-in with loudspeaker. Prevents loud signals, heterodynes and static from tripping the voice break-in circuit. All electronic—no relays. Plugs into socket inside 20A or 10A Exciter. Wired and tested, with tube.....\$12.50

SINGLE SIDEBAND

Virtually Eliminates Harmonic TVI

Write for Literature



SIDEBAND SLICER MODEL A

Improves ANY receiver. Upper or lower sideband reception of SSB, AM, PM, and CW at the flip of a switch. Cuts QRM in half. Eliminates distortion caused by selective fading. Built in power supply. Substitutes for diode detector in any receiver having 450-500 kc IF. Wired and tested \$74.50. Complete kit \$49.50.

AP-1. Plug-in IF stage—used with Slicer, allows receiver to be switched back to normal. Wired and tested, with tube \$8.50.

PS-1. Plug-in prealigned 90° phase shift network and socket available separately for use with GE Signal Slicer and SSB Jr. \$7.95 postpaid.

Central Electronics, Inc.

1247 Belmont Ave.

Chicago, Illinois

Smaller in Size—Greater in Efficiency!



2/3 ACTUAL
SIZE

The FAMOUS SUB-MINIATURE K-TRAN*

I.F. TRANSFORMER
ONLY 1/2" SQUARE BY 1 1/2" HIGH
Over-all, Inc. Terminals, 1-15/16"



THE FAMOUS "K-TRAN" I.F. TRANSFORMER HAS NOW BEEN MINIATURIZED. For the first time we are now able to supply a 455 KC intermediate frequency transformer which has all the desirable features of the conventional size I.F. and smaller than a miniature tube. Through the use of a Ferrite shell core material these Sub-Miniature I.F. Transformers offer the gain and bandwidth characteristics previously obtained only in larger I.F. assemblies.

It is now possible to construct personalized receivers smaller than ever before. These transformers may be used with sub-miniature tubes where sockets are not required.

Catalog No.	Net Price
10 - C1 455 KC Input Transformer	\$1.50
10 - C2 455 KC Output Transformer	\$1.50

(Available through your local distributor)

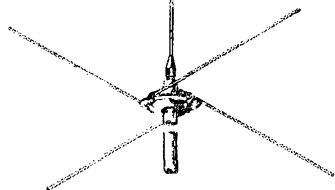
* Manufactured under "K-TRAN" patents of Automatic Mfg. Co.

J. W. MILLER COMPANY

5917 South Main Street • Los Angeles 3, California

Canadian Representative: Atlas Radio Corporation, Ltd. 560 King Street, W. Toronto 2B, Canada

GROUND PLANE ANTENNAS



For Your RACES Jobs


A fully adjustable type with secure-locking elements which may be set for 20 to 40 meter operation or for 40-60 meters. All-aluminum construction, waterproof cable housing, standard 1/2-in. threaded sleeve for mounting. Ask your jobber or write for special Bulletin.

PREMAX PRODUCTS
DIVISION CHISHOLM-RYDER CO., INC.

5424 HIGHLAND AVENUE, NIAGARA FALLS, N. Y.

Evans RADIO

"YOUR FRIENDLY SUPPLIER"



**HEADQUARTERS FOR TRIAD
ELECTRONIC TRANSFORMERS**

Service to hams by hams • Nationally accepted brands of parts, tubes and equipment. Trade-ins and time payments. Write W1BFT.

**10 HILLS AVE.
CONCORD, N. H.**

Holds the Screw! Drives it too!



Unconditionally
Guaranteed

**Quick-Wedge
SCREW-HOLDING
SCREWDRIVER**

Ask for it at your Dealer

Kedman Co., 233 S. 5 W., Salt Lake City, Utah

service for local emergencies. One such recently was the alerting of a Memphis hospital for an emergency operation, during a snowstorm that had interrupted outlying telephone service.

W9LEE, Westboro, Wis., reports completion of a new r.f. section, with all exciter stages and 4-125A p.p. final on one chassis. It is being operated at 250 watts at present, pending completion of a high-voltage supply for full power. Rolland says that there is discussion of the formation of a v.h.f. club in Eau Claire, for the benefit of the gang in western Wisconsin.

Tried Your TV Antenna?

This is no new idea, but we'll wager that a lot of would-be v.h.f. enthusiasts haven't thought of trying it. W9ZJA, Green Bay, Wis., found the winter weather none too enticing for working on his 16-element array for 144 Mc., so he decided to try his two-bay conical TV antenna as a temporary expedient. Being a broadband device, the conical does quite well on both 2 and 6, as W1KCS, Providence, R. I., will bear witness. W9ZJA has heard stations up to 200 miles away on 144 Mc., and though he runs only 11 watts input his signal has been reported as far south as Milwaukee, a distance of about 100 miles.

W1KCS lives in a city location where there is no room for several beams, but that hasn't kept him from working some good stuff on both 50 and 144 Mc. with his stacked conical. A look at the Rhode Island Section tabulation in almost any v.h.f. contest in recent years will show what Al has been able to do with no ham antennas at all.

W1VLH and his father were TV DX enthusiasts before they got hot on 144 Mc., so there is a 16-element collinear TV array 100 feet in the air above their West Hartford home. It doesn't begin to compare with the 32-element array pictured in December QST that now serves on 144 Mc., but before the big 2-meter job was built the TV array made it possible for W1VLH to knock off some very nice stuff on 144 Mc. It also gives a good account of itself on 220 Mc.

Before you conclude that you can't do much on 50 Mc., or higher bands until you put up some kind of high-gain beam, don't overlook the possibility of using the family TV bird roost, especially if it's of the conical or collinear variety. It will probably have it all over a folded dipole or ground plane in the attic. This is an especially good trick for 2-meter hams in vertical polarization areas who want to have a go at horizontal.

2-Meter Standings

A glance at our 2-meter standings box this month will show that quite a few calls have been deleted. Some of these were dropped for known lack of activity; others because their totals do not represent outstanding accomplishment in their particular areas. To be most significant, these listings should be complete and up to date. If you have a record on 144 Mc. that is equal to or better than any of those listed, please drop us a line with the complete details. Facts required: states worked (VE and XE do not count), call areas worked (again, only W call areas), and best DX worked (this can include any country) in miles. QSLs or other confirmation not needed; we'll ask for cards only if you claim WAS!

FEED-BACK

In the circuit of the modulator unit for the beginner's 220-Mc. station, Fig. 5, December QST, the value of C_1 , C_6 and C_9 should be 25 μ f.

HAMFEST CALENDAR

OHIO — Saturday, April 3rd, at the Dayton Biltmore. Dayton — the Dayton Amateur Radio Association will hold its annual Hamvention. Hamvention is the best treat in ham radio — ask anyone who has attended. The day-long program will feature outstanding speakers on all phases of amateur radio and a special program has been prepared for the ladies. The affair will wind up with a banquet at 7 p.m. in the hotel ballroom. Tickets are \$5.00 in advance or \$5.50 at the door. Reservations, more information and an attractive brochure may be obtained from D.A.R.A., P. O. Box 44, Dayton 1, Ohio.


"COMMANDER" TRANSMITTER

NOW . . . permits power inputs up to 50 watts AM.

COMMANDER

. . . . an extremely compact and versatile transmitter, advanced in design, modern in circuitry. It covers a continuous frequency range from 1.7 to 54 mcs and may be operated xtal control as-is or with the Gonset VFO. A 6146 output tube and two 7C5's as modulators permit plate voltages of 400 to 500 volts—inputs, (modulated) to 50 watts. Two high Q coils provide

SIZE: 5 3/8" high,
8 1/2" wide,
7 1/8" deep.



coverage of 75-40-20-15-11 and 10 meter amateur bands and are readily changed from front of housing. The output circuit eliminates loading problems frequently present with pi networks where the load is a short, loaded mobile antenna. Circuit also couples into balanced or unbalanced lines, can be quickly converted to "Pi" or "L" networks by simple wiring change. Driver is bandswitched. The Commander uses any standard carbon or PA-type dynamic or crystal microphone. No preamp required.

An excellent VFO is available as a companion unit for the Commander. This is an extremely stable, low drift unit and uses no tubes—requires no operating voltage—coax cable, (furnished) plugs into fitting on Commander panel. Unit covers 75-40-20-15-11-10 meter amateur bands. Very rugged and compact—can mount next to transmitter or on steering column.

COMMANDER (with tubes) . . . Net 124.50
VFO Net 29.95

FIRST WITH
THE FINEST!!



801 SOUTH MAIN ST. BURBANK, CALIF.

W7NLN

GOLD PLATED SILHOUETTE CALL LETTER PINS

Silhouetted on an enameled black bar, with safety catch pin. Price includes 5 letters only. Additional letters 20¢ each. Postpaid each \$2.50.

GLENN H. WALKER

P. O. Box 1082

Cincinnati 1, Ohio



RCA INSTITUTES, INC.

A Service of Radio Corporation of America
350 West 4th St., New York 14, N. Y.


OFFERS COURSES
IN ALL TECHNICAL PHASES OF
RADIO, TELEVISION, ELECTRONICS

Approved for Veterans
Write Dept. ST-54 for Catalog


THERE'S MONEY IN

Commercial Mobile-Radio Maintenance

with 2nd class ticket and **LAMPKIN METERS**



CHECK FREQUENCY
AND FM SWING TO
FCC SPECIFICATIONS



LAMPKIN 205 FM MODULATION METER. Direct indication of peak voice deviation, 0-25 kc. positive or negative. Tunable 25-200 mc. in one band. Relative field-strength meter. Built-in speaker. Weights 14 lbs. Width 12 1/4".

LAMPKIN 105-B MICROMETER FREQUENCY METER. Uses one crystal to measure all transmitters from 0.1 to 175 mc. Gives readings of percent error from assigned frequencies. Precision CW signal generator for receiver final alignment. Weight 12 1/2 lbs. Width 13".

**MAIL
COUPON
TODAY!**

LAMPKIN LABORATORIES, INC.
Mfg. Division, Bradenton, Florida

Please rush more dope on the 105-B and 205.

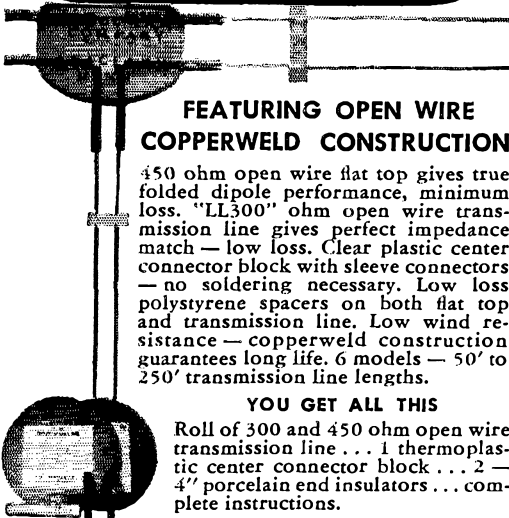
Name.....

Address.....

City.....State.....

LAMPKIN LABORATORIES, INC., Bradenton, Florida

**MAKE YOUR SIGNAL OUTSTANDING
WITH A LOW LOSS
FOLDED DIPOLE ANTENNA KIT**



**FEATURING OPEN WIRE
COPPERWELD CONSTRUCTION**

450 ohm open wire flat top gives true folded dipole performance, minimum loss. "LL300" ohm open wire transmission line gives perfect impedance match — low loss. Clear plastic center connector block with sleeve connectors — no soldering necessary. Low loss polystyrene spacers on both flat top and transmission line. Low wind resistance — copperweld construction guarantees long life. 6 models — 50' to 250' transmission line lengths.

YOU GET ALL THIS

Roll of 300 and 450 ohm open wire transmission line . . . 1 thermoplastic center connector block . . . 2 — 4" porcelain end insulators . . . complete instructions.



Write Today . . . or send QSL card, attention W0TJF, for FREE folder — specifications and prices.

MANUFACTURED AND SOLD BY:

R. J. BUCHAN CO.


BRICELYN 4 MINNESOTA

CANADIANS! We have large stocks of nationally advertised Ham parts. Write for Free catalog.

THE CRAWFORD RADIO

VE3YR 119-121 JOHN ST., N. VE3JU
"Geo" HAMILTON, ONT. "Bill"

**FREE yourself
from keying
fatigue**



Twice as easy
as hand sending

**ORDER
YOURS
TODAY!**

Get a **VIBROPLEX Semi-Automatic Key**

Easy does it . . . free your nerves from tension . . . your arm from ache and strain. An easy-working Vibroplex does all the arm-tiring work for you. A finger-touch on vibrator button gives you clean, uniform signals at any desired speed. No arm-tiring effort, no matter what the operating conditions. Easy to learn. Even beginners use it in a matter of minutes. Here's keying at its easiest and best. So many advantages are yours with an easy-working Vibroplex key. You'll certainly want one without delay. Five models. \$12.95 to \$29.95. Left-hand models, one dollar more. At dealers or direct. **FREE** descriptive folder.

Headquarters for **NEW** portables, all models and styles of type. Also, **REBUILT** standard and portable typewriters with **ALL CAPITAL** letters and other styles of type. Immediate delivery. Get our prices before you buy!



THE VIBROPLEX CO., Inc. 833 Broadway, New York 3, N. Y.



M. A. R. S.



**"Youth Wants to Know"
About MARS Activities**

"Youth Wants to Know" is the name of a successful commercial television show. The term also is appropriate in describing the response of younger amateurs to lowering of the age requirement for MARS membership from 21 to 16 years. The change became effective on November 26th, 1953, the fifth anniversary of the MARS program.

Leading the contingent of young amateurs who have joined MARS was Charles B. Weaver, jr., 17, A3VAR, of Chevy Chase, Maryland. Charles is a senior in high school, and holds a General Class license.



Charles B. Weaver, jr., 17 (A3VAR) of Chevy Chase, Maryland, is the first civilian member of the Military Affiliate Radio System under the new minimum age requirement.

More than 100 other young amateurs from all over the United States have either been accepted or have indicated a desire to join and have been furnished information about MARS.

MARS, although it does not affect the draft status of any individual, does offer an opportunity for young men and women to learn more about military radio communications. Through MARS they are permitted to obtain first-hand knowledge of military methods and procedures. They operate in military nets for on-the-air training. Instruction is given in message center procedure and message handling.

Amateurs interested in MARS may request information about the Army and Air Force programs by writing to:

Chief, MARS (Army), Room BE-1000, The Pentagon, Washington 25, D. C., or MARS Command Director, Continental Air Command, Mitchell Air Force Base, New York.

FOR MILITARY, COMMERCIAL OR AMATEUR APPLICATION


You can build it **BETTER** with a **FREED TRANSFORMER**
 You can test it **BETTER** with a **FREED INSTRUMENT**

PRECISION TEST INSTRUMENTS

TRANSFORMERS — FILTERS



No. 1030 LOW
FREQUENCY "Q" INDICATOR



No. 1110A INCREMENTAL
INDUCTANCE BRIDGE



MINIATURE AUDIO




HIGH FIDELITY



No. 1020B MEGOHMMETER



No. 1010A
COMPARISON BRIDGE



MILITARY PULSE



TOROIDAL INDUCTORS



No. 1060
VACUUM TUBE VOLTMETER



No. 1040
VACUUM TUBE VOLTMETER



PRECISION FILTERS



SUB MINIATURE —
HERMETICALLY SEALED

SEND FOR
NEW CATALOG OF
INSTRUMENTS &
TRANSFORMERS



FREED TRANSFORMER CO., INC.
SETS THE STANDARD FOR PERFORMANCE

1703 Weirfield St., Brooklyn (Ridgewood) 27, N. Y.


LEARN CODE!

SPEED UP Your
RECEIVING
with G-C

Automatic Sender

Type S

\$28.00 Postpaid in
U. S. A.



Housed in Aluminum Case Black Instrument Finished. Small—Compact—Quiet induction type motor. 110 Volts—60 Cycle A.C.

Adjustable speed control, maintains constant speed at any Setting. Complete with ten rolls of double perforated tape. A wide variety of other practice tapes available at 50c per roll.


GARDINER & COMPANY

STRATFORD

NEW JERSEY

**GET YOUR COMMERCIAL TICKET
EASIER WITH...**

RADIO OPERATOR'S LICENSE
Q AND A MANUAL
(4th Edition)
by Milton Kaufman
Covers Elements 1 through
8. Complete discussion
of answers to every
technical question in the
F.C.C. Study Guide! Used
by over 50 leading
schools. Only \$6.60 at
jobbers, bookstores
or direct from—

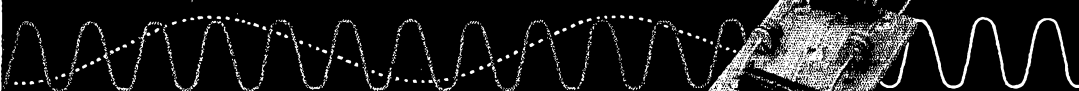


JOHN F. RIDER

Publisher, Inc.


480 Canal Street, New York 13, N. Y.

**HERE IS AN EFFECTIVE HIGH PASS FILTER
TO SUPPRESS TELEVISION INTERFERENCE!**



The Regency Model HP-45 High Pass Filter is a constant "K" type filter with a cut-off frequency of approximately 45 mc. in a 300 ohm balanced line.

Attenuation at 29 mc. is approximately 20db. At frequencies of 14mc. and below, the attenuation is 40db. or more. Signals above 55mc. are passed through the filter without loss. Simple to install—full instructions included with each unit.



Regency

MODEL HP-45

REGENCY Division of I.D.E.A., Inc., Indianapolis 26, Ind.

AMATEUR NET, ONLY 99c

What makes cancer MAN'S CRUELEST ENEMY?

SOME diseases kill us mercifully.

NOT CANCER. Yet, if nothing is done, 23 million living Americans are destined to die of cancer . . . 230,000 of them *this year*.

SOME diseases reveal their beginnings by pain or fever or shock. Not cancer. It starts silently, secretly, and too often spreads rapidly.


AND SOME diseases spare us our young people. Not cancer! It strikes men and women and children, the old and the young. If nothing is done, one American in five will be stricken with cancer.

SOMETHING CAN BE DONE. You can strike back at this cruel killer with a really generous gift to the American Cancer Society. Your money is *urgently* needed—for research, for education, for clinics and facilities. Please make it a really BIG gift!



Cancer
MAN'S CRUELEST ENEMY
Strike back—Give
AMERICAN CANCER SOCIETY

NOW IN STOCK



for IMMEDIATE DELIVERY

. . . the new Johnson Viking II Transmitter kit, all parts furnished, including: tubes, cabinet, punched chassis, wiring harness, wire, solder, terminals, grommets and all other hardware. 115V 50/60 cycle operation only. For further information, and purchases, write to:

SELECTRONICS SUPPLIES, INC.

1320 Madison Avenue
Toledo 2, Ohio, % Dept. D



U. S. N. R.




Vicksburg Tornado

During the month of December, 1953, a tornado struck the city of Vicksburg, Mississippi. The Naval Reserve Training Center at Vicksburg furnished emergency communications to the stricken community. The Naval Reserve Training Centers at Natchez, Miss., K5NRW; Greenwood, Miss.; Greenville, Miss., K5NBU; and Memphis, Tenn., K4NRV; assisted in the operation as part of the Naval Reserve Emergency Communication Network of the Sixth Naval District.

Here and There

Naval Reserve radio station N1RRA, Naval and Marine Corps Reserve Training Center, Los Angeles, California, now transmits code practice



Corporal D. J. Gee, USMC, W7NCQ/6, chief operator of Fleet Marine Force, Pacific, amateur radio station KH6AJF, at the 20-meter operating position.

on 2356 kc on Monday evenings from 7:50 p.m. to 9:30 p.m. PST at speeds commencing at 5 w.p.m. and later increasing to 10 and 15 w.p.m.

Naval Reservists Howard V. Johnson, K6CRO, Dean F. Babcock, W6OEB, and Carl J. Knauff, W6TJD, are active operators at K6NR, Naval and Marine Corps Reserve Training Center, Los Angeles, California.

Amateur radio station K6NCB of the District Naval Reserve Electronics Program Office, 11th Naval District Headquarters, is operated by K6DY, W6BMX, W6PXX and W6WOY, all Naval Reservists.

OPPORTUNITY FOR LARGE EARNINGS

Sales engineers wanted to actually demonstrate with antenna trailer the new patented rotorless, all direction, all channel, UHF-VHF TV and FM antenna. Limited traveling. Send resume to:

ALL CHANNEL ANTENNA CORP.

70-07 Queens Blvd.

Woodside 77, New York

HAM-ADS

(1) Advertising shall pertain to radio and shall be of nature of interest to radio amateurs or experimenters in their pursuit of the art.

(2) No display of any character will be accepted, nor can any special typographical arrangement, such as all or part capital letters be used which would tend to make one advertisement stand out from the others.

(3) The Ham-Ad rate is 30¢ per word, except as noted in paragraph (6) below.

(4) Remittance in full must accompany copy. No cash or contract discount or agency commission will be allowed.

(5) Closing date for Ham-Ads is the 25th of the second month preceding publication date.

(6) A special rate of 7¢ per word will apply to advertising which in our judgment, is obviously non-commercial in nature and is placed and aligned by a member of the American Radio Relay League. Thus, advertising of bona fide surplus equipment owned, used and for sale by an individual or apparatus offered for exchange or advertising inquiring for special equipment, if by a member of the American Radio Relay League take the 7¢ rate. An attempt to deal in apparatus in quantity for profit, even if by an individual, is commercial and all advertising by him takes the 30¢ rate. Provisions of paragraphs (1), (2) and (5), apply to all advertising in this column regardless of which rate may apply.

(7) Because error is more easily avoided, it is requested signature and address be printed plainly.

(8) No advertiser may use more than 100 words in any one issue nor more than one ad in one issue.

Having made no investigation of the advertisers in the classified columns, the publishers of QST are unable to vouch for their integrity or for the grade or character of the products or services advertised.

QSL'S? SWL'S? DX-specials! One-day service! Finest and largest variety QSL samples 25¢. Sakers, W8DED, Holland, Mich.

POSTCARD brings you free information on our new Amateur Desk Signs and money-saving club purchase plan. Hawkins Distributing Co., Paquetuck Terr., East Moriches, N. Y.

WANTED: AN/AR-13 transmitter and/or parts. Robert Wegelin, 410 Cedar Street, NW, Washington, D. C.

QSL-SWLS. Bartinoski, W1YHD, Box 617, Houlton, Maine.

QSL'S. High quality, samples 10¢. Dorch, W4DDF, Jocelyn Hollow Rd., Nashville, Tenn.

QSL'S. Samples free. Alhertson, W4HJD, Box 322, High Point, N. C. CODE slow? Try new method. Free particulars. Donald H. Rogers, Fanwood, N. J.

CALL signs, aluminum, reflecting type, car, rig, home. Regular 2" x 5", \$1.50; Jumbo 3 1/2" x 12", \$2. Satisfaction guaranteed. Overnight service. J. Q. Whitley, W2LPG, 133 Airsdale Ave., Long Branch, N. J.

NERD; NC-348 and BC-342 radio receivers. C. Hoffman, 1406 G St., N.W., Washington, D. C.

ANTENNAS. Specializing exclusively in amateur antennas. Green dipoles and 20-meter Panther beams. Send for list. Antenna, Inc., Wakefield, R. I.

ELECTRONIC Technicians. For permanent positions with Sandia Corporation. Armed Forces acquired radar or electronic experience desirable; trade school certificate with minimum five years experience. Versatility, capability and willingness to work most essential. Sandia Corporation, a subsidiary of the Western Electric Company, operates the Laboratory under contract with the Atomic Energy Commission in Albuquerque, New Mexico. Excellent working conditions and liberal employee benefits, including paid vacations, sickness benefits, group life insurance and a contributory retirement plan. No housing shortage in the Albuquerque area. For further information write to Section (2), General Employment Division, Sandia Corporation, Sandia Base, Albuquerque, New Mexico.

VHF 152 \$40; BC 453, \$18; Millen exciter, four sets of coils, \$25; Meisner Deluxe Signal Shifter, five sets of coils, \$35. All units complete with tubes. Wayland M. Groves, W5NW, Box 586, Odessa, Texas.

QSL'S! SWL'S! See the latest, most striking designs. Free Samples. This ad worth \$1 with order. Acme Printers, 707 W. 8th, Los Angeles 17, Calif.

V-E-K-Y sweet baby mobile antenna satisfies XYI. mobile antenna problem. Beautifully chromed only 4 feet high. High Q weatherproof plug-in loading coils. Changes bands instantly. Top section resonates antenna to operating frequency. Becomes regular car whip when coil is removed. Perfect for Coast, Elmac, Viking, etc. bandswitching. Tiny but effective on all bands. Replaces regular coil or fender broadcast whip. Easily installed in a few minutes. Coils available 75 through 10 meters. With mounting hardware and one coil, \$12.95 each. Specify band. Other coils, \$2.75 each. W6VS, Bill Davis, 225 Cambridge Ave., Berkeley 8, Calif.

FOR sale: 250-watt NBFM-cw trans. rack panel mounted in 36" metal cabinet. H. V. supply on separate chassis, Sonar XE10, FT-9-ARC-5 VFO, SX24 with speaker. Reasonable. W2DVH, 60-71 70 St., Maspeth 78, L. I., N. Y. Tel. Hickory 6-6473.

WANT: AN/ARC-1's, AN/ARC-3's, BC-610E's and components. Write to B. Spivey, 7013 Rolling Road, Chevy Chase, Md.

QSL'S. Quality with economy. Samples 10¢. Stinnette, W4AYV, P. O. Box 155, Umatilla, Fla.

IUST out! 1954 Edition World Radio Handbook — only complete survey international broadcasting. \$1.50. DX'ers — Ham's inter-preter, words and phrases in seven languages — \$1.00. World Radio, 47 Mounthaven Drive, Livingston, N. J.

QSL'S! "America's First Choice!" Samples 10¢. Tooker Press. Lakehurst, New Jersey.

DX LOG of awards, the information you have been looking for. Contains the official rules for more than 30 awards with check lists to record your progress. DXCC covers nine pages alone. Only one non-DX award, WAS, which has space for five bands. Contains also postal data, countries cross-index, list of banned countries and other valuable information. The prepaid price to any country is only one dollar. U. S. funds. By air mail to U. S. and possessions \$1.25. Send check or cash now to: E. C. Frierson, W4RKJ, Hobby Publishing Co., Easley, S. C.

WANTED: IRE and QST, 1925 through 1933; BSTJ up through 1946, April 1948, April 1951; RCA Review June 1947. George Maki, W6BE, 1417 Pacific, Santa Barbara, Calif.

SURPLUS specials! RG-8/U Cable 100 ft. \$5.95, 250 ft. \$13.25, 500 ft. \$25.00. Coaxial Connectors — PL-259 5 for \$2.25, SO-239 5 for \$2.00. New tubes — 807 — \$1.65, 811A — \$4.25, 812A — \$3.50, 813 — \$10.50, 866A — \$14.48, 304TH — \$8.75, 872A — \$3.95, 24G — \$1.85. Postage extra. Request free bulletin and visit our new store for thousands of bargains. Want to buy or swap: Selsyns, Synchron, Servo Motors, Amplidydes, RTA-1B Aircraft Radio. Electronic Research, 719 Arch St., Philadelphia 6, Pa.

QSL'S. Something different! Send \$3.00 for 100 and be surprised. 24-hour service. Satisfaction guaranteed or send 10¢ for samples. Constantine, Bladenburg, Maryland.

FOR sale: Collins 32V3 xmitter 35C2 low pass filter, 75A2 receiver with NBFM adapter, 100 Kc. xtal calibrator, all A-1 shape. First \$1000 takes all. Ken Ring, W8GYY, 239 E. Main Rd., Conneaut, Ohio.

CORRECTION! RK4D32 tube, brand new, \$17.50 postpaid. W5AX1.

FOR sale: HRO 50 T1, speaker, coils, A, B, C, D, E, F, calibrator, \$275.00. Perfect condition, used by SWL. John Champin, Little Valley, N. Y.

SURPLUS bargains. New oil filled condensers 2µ 600VDC 69¢ 4µ 600VDC \$1.05 — 1µ 400VDC 85¢ — 8µ 600VDC \$1.85 — 4µ 1000VDC \$1.59 — 12µ 2000VDC \$8.95 — 2µ 3000VDC \$7.95. 200 resist. 1/2 watt resistors, all insulated \$2.50. Postage extra. Request bargain bulletin. Reliance Merchandizing Co., 2215 Arch St., Philadelphia 3, Pa.

SX71 and Spkr \$200, HT18 5 band AM-FM VFO \$75., HFS with new pwr supply \$125. All in new condition. ARC 5 receiver with tubes. 6 volts and S22 transmitter less tubes \$25.00 for both. Harrison antenna tuner with all coils \$35. Want SX42. John A. Scherbel, W2HDR, 111 West Hoffman Ave., Lindenhurst, L. I., N. Y.

QUARTZ — Direct importers from Brazil of best quality pure quartz suitable for making piezo-electric crystals. Diamond Drill Carbon Co., 719 World Bldg., New York City.

MOTOROLA used communication equipment bought and sold. W5BCO, Ralph Hicks, 204 E. Fairview, Tulsa, Okla.

SUBSCRIPTIONS. Radio publications. Latest Call Books, \$3.50. Mrs. Earl Mead, Huntley, Montana.

QSL'S-SWL'S Meade W9KXL, 1507 Central Avenue, Kansas City, Kans.

WANTED: Cash or trade, fixed frequency receivers 28-42 Mc. W9Y1V, Troy, Ill.

QSL'S. SWL'S. High quality. Reasonable prices. Free samples. Write to Bob Teachout, W1FSV, Box Q124, Rutland, Vermont.

WANTED: All types of aircraft radios, receivers and transmitters. Absolutely top prices. Dames, W2KUW, 308 Hickory St., Arlington, N. J.

QSL'S-SWLS, 100, \$2.85 up. Samples 10¢. Griffith, W3FSW, 1042 Pine Heights Ave., Baltimore, Md.

QSL samples. Dime, refunded. Roy Gale, W1BD, Waterford, Conn.

QSL-SWLS, as low as \$1.50 per color. Samples dime. Stronberg, P.O. Box 151, Highland Station, Springfield, Mass.

QSL'S "Brownie," W3CJI, 3110 Lehigh, Allentown, Penna. Samples 10¢; with catalogue, 25¢.

QSL'S, SWL'S. Fair prices for excellent quality cards. Eleven styles for you to choose from. Samples, 10¢. Almar Printing Service, 602 Barker Bldg., Omaha, Nebraska.

QSL'S. Custom-made or stock! State which. Samples, 10¢. C. Fritz, 1213 Briargate, Joliet, Illinois.

ATTENTION Bargain hunters! Dozens of real trade-in values including Collins, Vikings, Nationals, Hallicrafters, Elmac, Gonset, RME, Morrow, Harvey-Wells. Write for free bargain bulletin. Complete stocks, all leading brands. We trade and sell on time. Burghardt Radio Supply, Watertown, South Dakota.

DELUXE QSL'S. Petty, W2HAZ, 17 Southard, Trenton, N. J. Samples 10¢.

QSL'S-SWLS, samples, 10¢. Malgo Press, 1937 Glendale Avenue, Toledo 14, Ohio.

DON'T Fail Check yourself with a time-tested Surecheck Test. Notice, \$1.50. General, \$1.75. Amateur Extra, \$2. Amateur Radio Supply, 1013 Seventh Avenue, Worthington, Minn.

CALL Letters: 25 cents a set. Dress up your rig, car, etc. For samples, write to Robert Connick, Nickcon, P.O. Box 272, Cincinnati 1, Ohio.

WANTED: Bargains in transmitters, receivers, laboratory and test equipment, power supplies, miscellaneous gear and parts. What have you? Please state price desired. Harold Schonwald, W5ZZ, 718 N. Broadway, Oklahoma City, Okla.

QSL'S. Taprint, 205 South Union, Miss.

MICHIGAN Ham's Amateur supplies. Store hours 0800 to 1800 Monday through Saturday. Purchase Radio Supply, 605 Church St., Ann Arbor, Michigan. Phones 8696 and 8262. Roy J. Purchase, W8RP-Leroy Reichenberger, W8LJD-Edmund E. Gunther, Jr., W8HMW.

SELL: 75-watt 80 cw xmitter in metal cabinet (illustrated 1952 ARRL Handbook), \$55.00. W0KJCJ, Yeutter, 1312 Fillmore, Alexandria, Minn.

FOR sale: Late model Johnson Viking 1, deTVHD, tubes, low pass filter, many extras; new Hallicrafters SX-71 and speaker; new Meisner signal shifter. All of this equipment is in excellent operating condx and will be sold to the highest bidder. F.o.b. Chappell. Write Larry Pyle, W0AGE, Chappell, Nebraska.

QSL'S! We've printed a million for hams all over the world. Samples 10¢, refunded. VYS Print, 1704 Hale, Ft. Wayne, Ind.

FOR sale, BC348 receiver, extra audio stage, S meter and noise limiter, balanced ant. input and Ant. trimmer in new condition \$65.00.

BALLARD Constant "Watered" Ground gives constant loading all seasons. Most satisfactory when radials are impossible. Improves all station operation, 48" long, 1/4" heavily galvanized, after drilling, holes 1 1/2" apart, cast pointer for easy driving, filled crushed stone, brass hose connector, and cap for driving. \$5.00 express prepaid U. S. A. WSCFLB and B Specialty Company, 1718 Hawthorne, Houston, Texas. Patent Pending.

VIKING II Transmitter for sale. Rochel, Rt. #2, Box 177B-3, Bartlesville, Oklahoma.

TRADE stamp collection for radio gear. Sell Triumph 5" scope. 4 x 150 A tube, college, W3HP, J. A. Herb.

DAYTON Hamvention is the best treat in ham radio. See Hamfest Calendar this issue.

HALLICRAFTER receivers, new. Each one rechecked for calibration and peaked for top performance before shipment. Cash or trade, best deals. Edison Electronic Co., Temple, Texas.

QSLs—Quality at reasonable prices. Samples 10¢ refunded. Joe Harms, W2JME, 225 Maple Ave., North Plainfield, N. J.

FL 8 FILTERS, two for \$2.50 prepaid, with PL 55 and JK 26 attached two for \$3.00 prepaid. Extra PL 55 & JK 26, 25¢ each. Converted prop pitch motor \$15.00. Small antenna rotor for 10 M beam or TV antenna with 28V DC supply \$10.00. BC 348 shock mounts \$2.00 ea. Sola type 3072 constant voltage xmr 80 V.A. \$3.00. Autotune 10KVA \$10.00. New Amtran plate xmr 100V VCT at 500 MA. \$15.00. Anchor model #ARC-101-100 2 stage cascade TV Booster, \$15.00. 55 Watt Thordarson 1-30W55 public address amplifier, perfect condition, \$65.00. APS-13 402MC transceiver with R.F. heads, \$4.00 ea. M. D. Haines, W5QCB, 1316 S.W. Military Drive, San Antonio 4, Texas.

WANTED. Hallicrafter AKR7 receiver 28 volt version of SX25. H. I. Grünth, W2OQR, 39-82 65 Place, Woodside 77, L. I., N. Y.

HARVEY-WELLS TBS-50, with AC power supply, coaxial antenna relay and carbon microphone, all like new, \$125.00; Gonset Super Six 100V VCT \$10.00. New Amtran dynamic microphone, \$10.00; 0-100 R.F. Milliammeter; 0-8 R.F. Milliammeter; 0-30 D.C. Voltmeter; 0-100 D.C. Milliammeter, \$3.00 each. Write Ed Matthews, W4ZMZ, 1570 Lee Street, Charleston, West Virginia.

FOR Sale: Eico VTVM, \$30.00. Send card for list of gear for sale or trade. W3PKI, 737 Pine St., Steelton, Pa.

S76 Hallcrafters Receiver, almost new, perfect condition, original cartons, \$150. Freight collect. L. D. Hamilton, W3WEK, Salisbury, Maryland.

QSL Cards \$1 per 100—See "Old Rubes" miniatures, \$1.35—stamp for samples. Old Rube, W6HTN, Route 1, Box 34, Del Mar, California.

WE are now in our new ultra modern building with fresh stocks to serve you. Best prices. Extra Special: Motorola P-49 series mobile receiver, \$19.50; Gonset 10-11 converter, \$19.95; DM-36-10 meter converter, \$19.50; VHF-152, \$49.00; Breting 12, \$49.50; HF-10-20, \$59.00; S-40A, \$75.00; RME-45, \$99.00; RME-2-11, \$99.50; HRO Senior, \$99.00; SX-43, \$119.00; S-76, \$149.00; SX-71, \$169.00; SX-47, \$189.00; HRO-50, \$275.00; 75A1, \$275.00; MB611 Mobile transmitter, \$14.95; 9080Q, \$22.00; HT-17, \$32.50; S60 Shifter, \$69.00; Globe Trotter, \$69.50; TBS-50D, \$99.00; HT-9, \$199.00; Supreme AF100 or Temco 75GA, \$225.00; Globe King, \$295.00. We need used receivers: We give highest allowances for S-20R; S-40A, B; NC-57; NC-100; NC-125; SX-24; SX-25; HQ-129X and similar receivers. Free trial. Terms finance by Leo, W9GHQ. Write or catalog and best deals to World Radio Laboratories, 3415-27 W. B'way, Council Bluffs, Iowa.

FOR sale: Gonset Tri Band Converter in like-new condition. Has been used very little. \$30.00. W. M. Jackson, W4ILZ, Box 51, Savannah, Tennessee.

NOVICE crystals—80, 40, and 15 meter—\$2.75, 2 meter, \$3.50. New, plated, and hermetically sealed. 1/2 in. pin spacing. Within 3 KC of requested frequency on fundamental. McNay Crystal Labs., W8ELB, 644 Probasco St., Cincinnati 20, Ohio.

TRADE: Have BC-522, HT-6, four command receivers, with one triple rack, Kaar mobile transmitter, Gonset, 3-30 converter. Want Harvey Wells TBS-50, test equipment. All letters answered. Elmer A. Searle, Gene, Del., Moses Lake, Wash.

NEED: R5A/ARN-7 Bendix compass receiver and BC788 altimeter; BC-348 Receiver and parts; Advise at once price, condition. Also buyer of all surplus aircraft electronics. Write James S. Spivey, Inc., 1406 G St., N.W., Washington 5, D. C.

PASS amateur theory exams. Check yourself with sample FCC-type questions and Novice and General class examinations. All for only 50¢. Ameco Electronics, 1203 Bryant Ave., New York 59, N. Y.

IF I were interested in buying anything in the ham game I'd try Uncle Dave, W2APF, first, at Fort Orange Radio Distributing Co., Albany, N. Y.

FOR sale: transmitter 50 watts cw, 40 watts phone. TVI proofed complete with modulator, power supply, all coils, Bw low pass filter, and Lya antenna tuner, \$135.00. W5WXJ, 624 13th Ave. N., Texas City, Texas.

PHOTOSTAMPS for QSLs—Send any size photo or negative (returned unharmed). Sheet of 100 glossy photographs, perforated, gummed. Stamp size, \$1.50; double size, \$3.00. W6MFP, Agnes Langevin, P. O. Box 14001, Los Angeles 49, Calif.

WANTED: All Riders or Photofacts since 1950. Roxy Service, Mitchell, S. D.

IT all goes except the Mobile. One 10-A exciter, VFO & QT-1, SX43 receiver, 807-175 watt liner, one 304TL kw liner. Also several 1000-ft. rolls of No. 10 copper weld ant. wire @ \$7.50. Write Joe Brickner, Halsey, Neb.

QSLs SWLs: reply quality, ham stationery. Samples dime, write, Printcraft, Box 387, Waurika, Oklahoma.

HEATH: IS-2 TV sig. gen. new, \$30.00; NRI communications course lessons, answers, kits, complete, \$75.00; 829B new, \$6.00. Brown Taylor, 1307 Vultee Blvd., Nashville, Tenn.

TRANSMITTER bargain 500 watts phone and CW, \$175.00. Cash & Carry, W8WBG, Detroit. Details call Tyler 4-2704.

10, 15 & 20 meter beams, Aluminum Tubing, etc. Perforated Aluminum Sheet for shielding. Radcliff's, Fostoria, Ohio.

FOR Sale: BC-148 transmitter receiver, excellent condition. Best offer accepted. KNC67, Box 425, Dinuba, California.

WANTED: ART-13, TCS, BC-348, SX-71, NC-173, HQ-129X, etc. Fair Electronics, Box 273, Lexington 13, Mass.

USED and new ham receivers and transmitters, bought and sold. Best prices. Olson, Box 4, Kearney, Nebraska.

GONSET two-meter converters, \$24.95; 10-11 converters, \$24.95; RME MC-14 converters, \$39.95; Sonar MR-3 mobile receivers, \$39.95; Eldrid TR-75, \$39.95; Meissner EK signal shifters, \$39.95; many other used items; ask for latest list of receivers, transmitters, test equipment, etc. We trade and offer time payments. Also handle all leading brands of new equipment. Contact Carl Evans, W1BFT at Evans Radio, Concord, N. H.

FOR Sale: National HRO 60 and speaker, Coils A, B, C & D. Brand new, \$400. No shipping. H. W. Braker, 160 Glentay Road, Lansdowne, Pa.

800 WATT deluxe phone transmitter with 2 VFO's and 2 PP810 finals. Either 80 and 20 or 40 and 20. 805 modulators. One switch to change bands. All circuits metered. Both overload and underload protected. Best of parts. TVI suppressed. 100% tube replacement. JE close spaced beam. Best offer over \$400. Orson Curtis, W8JSK, 855 Woodworth Rd., Jackson, Mich.

VIKING I, excellent condition, Viking VFO, all tubes and new spare 4D32, \$260.00; Stancor ST203A, converted 75, \$40.00; Gonset J-30 and noise clipper, \$30.00; Dynamotor, 6v-425v @ 375 ma \$30.00. Standish, WPHIA, Big Timber, Montana.

FOR Sale: BC61D-E complete with speech amplifier, coils and tuning units 10 through 80 meters. No. 13 V. V. Great and cheap. Also BC348 for 110 a.c. and Bendix TA-6 (12v) and RA-10 (12-24v) with cables, plugs, tuning bead, etc. W4ZAV, J. E. "Doc" Reed, Box 1071, Gastonia, North Carolina.

LYSCO 600S still in shipping carton—sell for highest cash offer or trade for good TV or what have you. W8LZD, 712 N. Downing St., Piqua, Ohio.

FOR sale: Navy Surplus TBK transmitter, 2000 to 18,000 k.c. VFO. Uses 801 in final, rated well over 1 kw. Vt or relay keying. 12 VFO used, built-in antenna tuner. Will trade for Collins 32V2 or 8450, cash. Photographs and other information available. Also new model 26 teletype machine and converter with built-in scope, perfect working condition on the air now. Will trade for Collins 75A2 or sell for \$300.00. Wendell Motter, St. George, Utah.

WILL trade 17" Emerson or 17" Halli. TV set. Excel. cond. for good rcvr or xmt. Write Stan Phillips, 6004 Sarvia Ave., Riverdale, Md.

SELL: RME-70 with speaker, \$65.00. Meissner Deluxe sig. shifter, J set coils, \$25.00. Millen grid dip with coils, \$40.00. Archie Foster, Colton, N. Y.

SAVE \$75.00: Almost-new SX-62 Hallcrafters SW Receiver with matching speaker offered for \$300.00. Guaranteed in perfect condition. Shipped prepaid. Write Mr. Gerald Bunker, Kent School, Kent, Conn.

VHF 152A, \$50.00; Hickok 288X Signal Generator, \$90.00, FOB, W4NI, 3600 Old Vineyard Road, Winston-Salem, N. C.

POWER supply 600v 300ma, relay, quality components, with 8 1/2" rack panel, \$25.00. Cabinet rack 17 1/2" panel, top and back door, condition, fair, \$8.00. Webster mod 56 changer, perfect. Make offer. All plus shipment. J. D. Rule, W4PWL-1, R.I.d 1, Harrison Ave., East Greenwich, R. I.

ELDICO 60 Watts, 80m., 10m. TVI-proof, like new. Plus Bud VFO, \$50.00. George Pauley, W2DTI, 231 Sherman Ave., N. Y. C. 34.

MOBILE operating station for sale. Bandswitching 10-watt 5- through-160 transmitter (6N7 modulates 5763), Morrow 75-20-10 converter, Philco V-type radio, TMS noise-suppressor, Mallory 200ma Vibrapack, 2-tube control unit, Panel meter (5-meter, modulation, crystal and band indicator), RCA microphone. All plug-in, relay-controlled. E. S. Winlund (WIKI), 80 Timber Trail, Wethersfield, Conn.

BARGAIN priced: Meissner EK Shifter with FMX modulator, \$45.00; Heath Signal Tracer Kit, \$10.00, new unconverted BC-45B, \$7.00. All FOB Cleveland. WBSQS, 3826 Strandhill, Cleveland, Ohio.

SELL: Trade: 5 Vibrapacks 350 v. 90 Ma. \$10.00 each, 40 watt modulator, \$20.00; converter 6 v. 110 V. AC, 60 cycles, \$30.00; cradle telephone set, \$7.00; 3 Novice mixers, \$15-20.00 and \$35.00; 1/4" electric drill, \$12.00; new BC-1306, battery-phone intercom set, \$7.00; 100 feet 52 ohm amphenol (beaded) coax, \$8.00; 17" TV enlarging lens, transformerless (selenium) supply—330 v.-200 Ma., \$8.00; 2 new 13 pound spools of magnet wire, size 22 and 25, \$10.00 each. Write to: Emerson 260 V. O. M., 10144 mike, grid-dipper, or?? W80KC, 2748 Meade St., Detroit, 12, Mich.

SELL: pair B and W Balun coils with chassis and ant. relay, \$6.00; Heath SG-6 signal generator, A-1, \$11.00. W2HFM, 60 Lindgren, Merrick, N. Y.

SURPLUS Electronics, send for list. BC455 receiver's 6-9MC, new, \$10.95, plus postage. Tuning crank for above, 65¢ postpaid. Steigers, W7FYO, Rt. 5, Box 748, Tacoma, Wash.

FOR Sale: I Model 12 Teletype Printer with syncro. motor, works very good. Price, \$100.00. Will crate and send collect. J. Peoples, 4989 Terracette Lane, La Canada, Calif.

FOR sale: HQ129X W/freq. std., \$125.00; RME MC-55 converter, \$45.00; Sonar XF10 FM exciter, \$20.00. J. McKee, 45-22, 39 Place, L. I. C., 4, N. Y.

SELL: Morrow 5BR converter, \$55.00. W9RYN, 3032 E. 80th Street, Chicago, Ill.

ELMAC-A-55 transmitter, \$110.00; Gonset Commander, mobile trans and 180 V. O. M.; Gonset Super Six mobile converter, \$38.00. Gonset 262K Qser, \$20.00. R. Van, 412 Humboldt St., Rochester 10, N. Y.

FOR Sale: All 1953 production; Hammarlund HQ129X, \$199.00, RME HF10-20, \$92.00, Sideband Slicer "A", \$74.50. All for \$200.00. Reason for sale: bought a SX88, W9KPD, Wm. F. Frankart, 1259 S. Boeger Avenue, Westchester, Illinois.

WANTED: Any complete and perfect, or complete and excellent membership copies of QST published in period 1919 to 1925, inclusive. The contents of QST are of great interest to me. Also want Special League Bulletin published May 1919, entitled "Getting Together Again", sometimes called "Midget issue of QST". Sumner B. Young, W9CCO, R. R. J, Box 94, Wayzata, Minn.

FOR Sale: National HRO (RAS-2) Navy model, all coils, power supply, speaker, coil cabinet, all mounted in table rack. Also RME VHF-152A Converter. Both for \$125.00, plus shipping, or will sell separately. Photo sent upon request. R. Minichello, 1101 W. Humbert, La Grange, N. M.

NECKTIES: Your handle and call handpainted in contrasting colors on neckties. \$1.00. Colors: Red, Blue, Green, Yellow, Orange, Maroon, Brown, Gray, Yellow, Green, Black, or Royal. Powder or Navy Blue. No C.O.D.'s, prepaid. Henry Schanding, W3RRF, Harrington, Delaware.

SELL: BC406—2 meter 15 tube receiver. AC power supply. 2FR-41F stages, \$16.00. Knight VTVM, \$17.00. 20 watt, 10 meter phone transmitter. 17B mike, 2E26 final, AC power supply, \$30.00. W9GSV, 798 Sherburne, St. Paul, Minnesota.

BEST offer takes AN/APTS with spare 3C22. Misc. lighthouses and klystrons, ASB and other gear for 400 mc. up to K band. Transceiver and many other small odds and ends. Old QST' back to 1920. Write for list. Want QST before 1920, Westinghouse panel meters, AX9903, 4X150A, 4-65A, 0A32, 220 and 420 mc. gear. W9URB, 2429 Smith St., Fort Wayne 5, Indiana.

WANTED: SX28, BC221, microvolt signal generator poor condition. O.K. if priced right. WN4CPO, W. S. Williams, 1273 North Parkway, Memphis, Tenn.

S/O P paying 80-called wholesale prices for old brand undated tubes. We can supply name brand dated tubes, K.A., G.E., etc. at dealers' prices. Receiving, transmitting and special purpose. Price list free. Write Hamtubes, Box 38, Ramsey, New Jersey.

FOR Sale: 3ZV3. New condition, original packing case, with manual. \$600.00. W8ZBD, 511 N. Warner, Bay City, Michigan.

FOR Sale - Viking I factory wired and Johnson VFO like new \$250.00; Gonset Tri-band new \$35.00; Mark II Tank set, dynamotor, rack, control box, cables, 2 antennas and mounts, mike and earphones new \$60.00. K2DAQ SA-7-2479, N. Y. C.

TELEVISION set suitable for monitor cheap. Want Multiphase or Eldico SSB Exciter. W4API, 1420 South Randolph, Arlington, Va.

SELL: 800 watt phone transmitter W8FJP. 12717 Irvington Ave., Cleveland, O.

SELL or swap: Fifty transformers and chokes. Thirty oil filled condensers. Forty transmitting tubes. Two 20kV-50mmfd vacuum condensers. Meters, 6 volt dynamotor, 35 mm. camera, projector and screen, new 100 binoculars. Misc. items all bargain price. Free list. Want R9er. W9ZOB, Box 273, Coleraine, Minn.

FOR Sale: SX28 with speaker, \$95.00. Rcvr. from 522 with tubes unaltered \$12.50; 2 meter ARC5 unaltered \$22.50; BC459 modified with regulation \$20.00; Pilot tuner 1-601 - \$15.00. Postage or express collect? Henry Mohr, EL7AQC/W3, 1005 Wyoming St., Allentown, Pa.

FOR Sale - 500 watt, 200 ma., metered power supply. Also tubes, xtals, and parts. Write for details Peter Bottorff, 812 Lloyd Place, Winnetka, Ill.

FOR Sale: Complete all band station noTVI 100 to 500 watt pr. HK 457. Bx 6-foot enclosed rack, 5 meters ant. tuner also HT18 KC McE, 2 m. antenna, mike, worth \$1200.00. Take \$475.00 cash. D. Bunington, W6AJH, 1125 Arrowhead Ave., San Bernardino, Calif.

VAN SICKLE is the place to buy new or used equipment. Johnson-Viking, Eldico and sonar Wired or Kits in stock. Big Trades. Easy Terms. W9KJF, 1320 Calhoun st., Ft. Wayne, Ind.

SELL Eico tube tester #625 - \$25.00; signal generator #320 - factory tested, \$20.00; 500ma. choke \$10.00; 20U/L coil - \$2.00; condensers; 1MC \$1.00; National, new - \$3.50; Cardwell XP290KS \$5.00. Gerard Mor, W10G V, 53 Gardland Ave., Cranston 10, R. I.

SELLING complete ham station. Write Clinton Vaughan - Dyars, Iowa.

TRANSMISSION, "Commander." Receiver, British made, dual conversion, new, \$165.00 (list \$279.50); 5 Mc Panadaptor, 100 Kc sweep, minus case, \$25; New Drake H-15/U low pass filter, \$5.00; New FE-101-C dynamotor, \$3.50. W1KJO, 29 Pine St., Bedford, Mass.

ANTENNA tuner: Eldico 300 watt complete, plus built-in Advance 400 relay, shielded link, and coils for 40, 20, 15. Like new, \$35.00 or best offer. Robert Bonebrake, 3027 Memphis, El Paso, Texas.

FOR sale: Hallicrafters S40B \$60.00, Instructograph 110 volt model with 10 tapes and instruction manual \$30.00. W4PNF, 760 Poole Drive, Fayetteville, N. C.

SELL: Maystetter sig. shifter, EX, \$35.00; Eldico ant. tuner, 10, 20, 40 mtr. coils \$25.00. W2ZDQ, 8 Tessen St., Leacock, N. J.

WANTED: Early wireless gear, books, magazines and catalogs before 1925. W6GH, 1010 Monte Drive, Santa Barbara, Calif.

Will pay \$20.00 each for GE Selays 60 cycle types 2JDSHA1, 5C4, 5L3 or any size 1. Other types will advise. Subject to our inspection delivered in Boston. Electro, 50 Eastern Ave., Boston 13.

AMPRO Tape Recorder Model 731 like mike \$50.00. Hallicrafters S19R Receiver \$20.00. Jofed, W9VXK, 3626 East 34th Street, Indianapolis 18, Indiana.

SELL: Heathkit AR-2 communications receiver with cabinet. New condition, used five months. \$45.00. W9OMX, Donald Schmidt, Canton, Kansas.

SALB: 300 watt plate modulated transmitter. Bandswitching 80-10 with VFO completely shielded. Commercial appearance. Also HQ-129-X in good condition. Will deliver 50 mile radius. Earl Carlsen, W3KUC, 507 Margaret Dr., Silver Spring, Md.

PHILLY area: Harvey-Well's TBS50C w/a.c. pwr. supply, new condx, less than hour on air. \$100.00; less pwr supply \$85.00 - Simpson #240 Hammett, perfect \$15.00, both cash and carry. W. K. Chidlow, R.F.K., 2009 Oakmont, Havertown, Penna.

FOR Sale: Viking I factory wired, VFO, TBS 50 D with a.c. power, HT-18, SX-28, Gonset Commander with VFO, KW mod. transmitter, 50 w. speech amplifier, Onan 1 K generator, many parts. Write for information. W9VDE, R. K. Lamb, 1303 Vardley Road, Morrisville, Penna.

SELL: SX-71 and matching speaker, excellent condition. Complete \$220.00. Gordon Keese, 47 St. Mary's Street, Yonkers, New York.

FOR Sale: Complete two meter station, consisting of: BC-522 transmitter, two tube converter, complete power supply, and antenna. \$30.00, Robert Champin Jr., K2BKK, 131 Bryant Avenue, Springfield, N. J.

PAIR Eimac 250TH's, used less than 100 hours. Both for \$25.00. W6JMN.

ELDICO 2 meter receiver, transmitter, and power supply \$120.00, excellent cond. Novice code and theory course - \$10.00. Carter 6-volt dynamotor, 600 to 170 Ma. with VFO, KW mod. transmitter, K2AWX, 292 Kiverdale Ave., Brykn, N. Y.

ELMAC A54H transmitter and PSA-500 Power Supply, used 10 hours; sacrifice both \$125.00, SX-25 receiver, perfect, \$75.00. K. Cozens, WODWB, 1057 8th Street, Boulder, Colorado.

SELL: HQ-129X, 200 watt transmitter HT18, 807 buffer pair 812's final, Plate modulated 809's. 400 watts input with minor changes, partially TV'd. make offer. Koert Trostle, West Grove, Pa.

TRANSFORMERS, motors, generators, rebuilt, and wiring of electronic equipment. E. W. Barley W1YXX, 73 Willington Avenue, Stafford Springs, Conn.

FOR sale: 310-B1 Collins exciter \$200.00. Harvey-Well's TBS-50D screened, W9DMM nitered plus pwr. supply, \$125.00. No shipping, pick up and see, all new condition. W2WJT, Tel. GL3-1929.

WANTED: MM2 micromatch also National crysta calibrator XCU-5p-2, W3BFF.

SELL Hammarlund Comet Pro receiver coils 20-160 meters speaker instruction \$25.00. f.o.b. W3RNY, 2904 Newcastle Ave., Silver Springs, Md.

SELL: 400w all band CW-FM tr. no nitter. Custom built. Finest components. HT-18 VFO, exciter, P.P. 3145. Fully metered, matched antenna coupler, #28 enclosed cabinet. 500W 1750v4, 200W. 450v dual supply, 2 meter super. W2BIV.

4E27A, 5-125B & 4-125A used but guaranteed, \$9.00 each. F.O.B. W2JME.

FOR sale: HT18 Hallicrafter VFO & NBFM, perfect condition with instruction manual. Ideal VFO & driver for H.P. Final price \$70.00. W9PFW, 1220 Westview Rd., Glenview, Ill.

FOR sale: Gonset Communicator, like new, \$185.00. Hickock 195B \$95.00. Want Viking II. Droke, 4113 Slater Ave., Baltimore 6, Md.

SELL: Collins 3ZV2 with mike, low pass filter, \$475.00; Elmac PMR6A mobile receiver, \$110.00; with home-built power supply, \$125.00; Sonar MR-3 mobile receiver \$35.00; Stancor ST203A transmitter, \$30.00; Stancor C1415 filter choke, 6 ohy, at 500 ma., in original shipping case, \$20.00; UTC 5-44 plate transformer, 575 or 525 volts at 50 ma. unused, \$12.00. C. Lindemann, W1MLM, Wilton Road, Westport, Conn.

CLASS "B" modulator, 805a. Rack panel construction. Has Kenyon T470, Thordarsons T62D65 and T64F14. Good condition. Trade for good panadaptor or BC221 with book or sell. W1ALJ.

BEST buy of 1954. 75A2-3 factory converted \$375.00 less speaker. Lampkin frequency meter type 103A. Covers all amateur bands up to 175 megs. \$50.00. New Gonset super six converter and clipper \$35.00. W4BMR, Box 792, Ft. Lauderdale, Fla.

WANTED: PR-15 receiver, W6PQQ, 321 "D" Ave., Coronado, Calif.

ELMAC: A-54H and PMR6-A transmitter and receiver brand new in factory sealed cartons, also power supplies, terrific discount. Special offer: Complete station with VFO, Stancor ST203A with VFO, Mac W4NJE, Box 246, Lewisburg, Tenn.

SELL: Dynamotors, 1-PE10J \$25.00, 1-PE10J \$22.50, 1 Bendix 6V in 225v out \$10.00, 1 DM 42 12v in 500 and 1000v out \$10.00, 1-PE94C \$7.50. W4MVM, Molyneux, 8421 8th. Ave. No., Birmingham 6, Ala.

FOR Sale: 3ZV2. Has been commercially de-TV'd. \$475.00. Box 33, Dyker Station, Brooklyn 28, N. Y.

DEFORREST tubes, QSTs, other magazines, technical books, etc. Mrs. Conrad Heardeley, 103 Wythburn Rd., So. Portland, Me.

CALL letters, in color, on modern clear or colored plastic stand, for desk or top of receiver. Please state preference of clear or colored stand and color of letters. Stand is 3" high and 9" long. Send \$5.00 plus 25¢ for postage to Vair E. O. Co., Hartford 2, Mich.

FOR Sale: BC453 Q-57 - \$15.00; BC454, 80-meter receiver \$12.00; BC455, 40 meter receiver \$10.00; BC467A, 80 meter transmitter \$14.00; power transformer, 800 volt d.c. at 750 ma. - \$8.00; power supply, complete mounted, unwired 800-900 volt d.c., 225 ma. complete with 810 tubes, sockets, switches, etc., \$20.00; RG-8-U coax cable, 8 cents per foot. Sell 100 foot lengths or 500 foot coil; Ground station transmitter for private airplane frequency (122.8 Mc.), modified to include with preamp. and amplifier power supply, \$82 final. Quickly changed to 2 meters. Two channel receiver, directions to make tunable, \$65.00; Army surplus headphones, excellent, \$2.00. Dr. Charles H. Scheifey, W9NOD, Mayo Clinic, Rochester, N. Y.

FOR Sale: Collins KW-1 in perfect condition & so guaranteed just like new, first \$3000.00. F.o.b. Wakefield, R. 1., Tel. Narra 3-4574 - W1CPL.

SELL: Boehme automatic keyer, \$95.00, Collins 30-J transmitter, \$350.00, SX-71 receiver, \$140.00, S-25 receiver, \$49.00, teletype equipment, write for details. Want Collins exciter #10, AR-38, ART-15, BC-348-R, DV-17, BC-610, TCS, APN-9. Sig catalogs, technical manuals, panadaptor. Will trade. Tom Howard, W1A/N, 46 Mt. Vernon St., Boston 8, Mass. Richmond 2-0916.

TOP cash for your HQ129X. Electronic Labs, 2444 "D", Lincoln, Nebr.

FOR Sale: brand new Collins 75-A2 never used, \$375.00. 50 amp. Delco generator, brand new regulator, low speed cut in. \$25.00 W9LQI, Ashton, Ill.

FOR Sale: Collins 3ZV3 with 35C-2 Low Pass Filter, \$675.00; RME-45 with matching speaker, \$80.00; Simpson Model 260 VOM, \$20.00. All in excellent condition. C. L. Gornel, W5BZW, Box 146, Killeen, Texas.

SELL - Station W6ETR - complete - SX28A-TBS 50D - Best offer accepted, write: K. R. Gee, Box 16845, Laurel Road, Los Gatos, Calif.

QSLs: 125, \$2.00. Garra, Lehighton, Pa.

NOW available! 1954 Edition World Radio Handbook. Complete logbook of world's shortwave broadcasting stations and programs. Invaluable for hams and SWL's. \$1.50. Quequehan Press, 274 Durfee St., Fall River, Mass.

SELL: NC-125 and speaker, top condition, recalibrated. Both for \$145.00 or better offer. K2CIB, Frank Samuels, 39 Cambridge Rd., Scarsdale, N. Y.

QSL-SWL cards. Sensational offer, Bristol stock 500 1 color \$3.95, 2 color \$4.95, 3 color \$5.95. Super gloss #1.25 extra. Rainbow cards. Samples. QSL press box 71, Passaic, N. J.

SSB FT-241-A crystals. Excellent quality for all SSB circuits \$1.00 each, postpaid; "perfectionist" quality now \$2.50 each. No addition cost for matched sets: six (QST 11/50 p13), eight (QST 8/51 p53), eight (CQ 4/53 p23). All crystals guaranteed individually activity-tested, calibrated, and marked exact true frequency in cycles. Inquiries invited; include stamp for dope sheets. Orco Products, Box 51, Downey, Calif.

WANTED: Any amateur or war surplus radio equipment in trade for new Johnson Viking, Hammarlund, National, Harvey Wells, Eimac, Gonset, Central Electronics, Hallicrafters, etc. Especially AR-14, DV-17, BC-610, BC-610, BC-728, BC-949, GN-38, APN-9, Collins J10 exciter, 75A-1, 75A-2, 3ZV-1, 3ZV-2, 3U-J, 3U-K, panadaptors, manuals, teletype, Keyboard perforators. What have you to sell or trade? Alltronic, Key Board, Boston 1, Mass. Richmond 2-0048, 2-0916.

REAL bargains: New and reconditioned Collins, Hallicrafters, National, Hammarlund, Johnson, Eimac, Gonset, Babcock, Morrow, RME, Millen, Meisner, Lyso, others. Reconditioned S38 \$299.00, S40A \$69.00, S40B \$79.00, SX43 \$99.00, SX71 \$169.00, SX74 \$35.00, NC57 \$69.00, NC57B \$79.00, NC125 \$179.00, NC183 \$199.00, HRO50T1 \$299.00, HRO60 \$399.00, VHF152 \$29.00, HF-10-20 \$39.00, TBS50C \$79.00, TBS50D \$99.00, HQ129X, 75A1, 75A2, 3ZV1, 3ZV2, Viking I, Temco 75GA, HT9, many others. Shipped on approval. Easy terms. List free. Receivers rented. Write for details. Henry Radio, Butler, Mo.

Designed for



Application



90801

The No. 90801 EXCITER-TRANSMITTER

The No. 90801 Exciter-Transmitter is of the most modern design including features and shielding for TVI reduction, band-switching for the 4-7-14-21 and 28 megacycle bands, circuit metering. Conservatively rated for use either as a transmitter or exciter. 5763 oscillator-buffer-multiplier and 6146 power amplifier. 90 watts input for CW. Can be keyed in the oscillator and/or amplifier or by means of keyed external V.F.O. such as the 90711. 67 watts input phone. Rack mounted 3½" panel height.

JAMES MILLEN MFG. CO., INC.


MAIN OFFICE AND FACTORY

MALDEN
MASSACHUSETTS



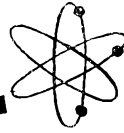
Index of Advertisers

All Channel Antenna Corp.	130
Allied Radio Corp.	136
American Radio League, Inc.	70
GST.	89
Hints & Kinks.	96
Course Book.	99
ARRL Handbook.	108
ARRL Radiograms.	101
Amperex Electronics Corp.	94
Arrow Electronics, Inc.	113
Ashe Radio Co., Walter.	97
Babcock Radio Engineering, Inc.	85
Billie Electric Co.	128
Buchan Co., R. J.	118
Candler System Co.	118
Capitol Radio Engineering Inst.	74, 86
Centralab.	125
Central Electronics, Inc.	124
C & G Radio Supply Co.	81
Chicago Std. Transformer Corp.	110
Collins Radio Company.	2
Communications Co., Inc.	114
Communication Products Co.	128
Crawford Radio, The.	98
Dale Electronic Distributors.	110
Dow-Key Co., The.	73
Eitel-McCullough, Inc.	79
Electro-Voice, Inc.	116
Engineering Associates.	112
Equipment Crafters, Inc.	126
Evans Radio.	111
Fort Orange Radio Distrib. Co., Inc.	129
Freed Transformer Co., Inc.	129
Gardiner & Company.	1
General Electric Co.	127
Gonset Co., The.	80
Gotham Hobby Corp.	90
Grayhill.	114
Greenlee Tool Co.	4, 5
Hallierafters Co.	68, 69
Hammarlund Mfg. Co., Inc.	115
Harrison Radio Corporation.	107
Harvey Radio Co., Inc.	72
Harvey-Wells Elec., Inc.	91
Heath Co., The.	105
Henry Radio Stores.	120
Hughes Res. & Develop. Lab.	104
Hy-Lite Antennae, Inc.	83
Institute of Radio Engineers.	124
Instructograph Co.	100
International Resistance Co.	102
Jennings Radio Mfg. Corp.	78
Johnson Co., E. F.	126
Kedman Company.	135
Knights Co., The James.	121
Lafayette Radio.	127
Lampkin Laboratories, Inc.	104
Lettime Radio Mfg. Co.	120
L W Electronic Laboratory.	71
Mallory & Co., P. R.	120
Mass. Radio & Teleg. School.	124
Master Mechanic Mfg. Co.	134
Millen Mfg. Co., Inc., The James.	125
Miller Co., J. W.	87
Morrow Radio Mfg. Co., Inc.	106
Motorola C & E, Inc.	Cov. III, 67
National Co., Inc.	123
Newark Electric Co.	112
North Hills Electric Co.	93
Ohmite Manufacturing Co.	108
Palco Engineering, Inc.	95
Pan-Electronics Corp.	7
Petersen Radio Company.	116
Port Arthur College.	76
Precision Apparatus Co., Inc.	126
Premax Products Co.	Cov. IV, 75
Radio Corp. of America.	103
Radio Shack Corporation, The.	82
Raytheon Manufacturing Co.	127
RCA Institutes, Inc.	129
Regency (Div. of I.D.E.A.)	129
Rider Publisher, Inc., John F.	129
Seltronics Supplies, Inc.	130
Sonar Radio Corp.	77
Steinberg's, Inc.	117
Stromberg-Carlson Co.	122
Sun Parts Distributors, Ltd.	122
S & W Electronics.	92
Terminal Radio Corporation.	88
Triad Transformer Mfg. Co.	84
United Transformer Co.	Cov. II
Valparaiso Technical Institute.	122
Vesto Company, Inc.	106
Vibroplex Co., The.	128
Walker, Glenn H.	127
Westinghouse Electric Corp.	119
Wilmington Elec. Specialty Co., Inc.	118
Wind Turbine Co.	116
World Radio Laboratories, Inc.	109



Speeding Electronic Progress through

CRYSTAL RESEARCH



Now, the range of the JK G-9J has been extended to cover 1000 cycles to 10 kc. This provides a convenient source of stable time base for a wide variety of measurement problems, with a minimum of circuitry. Ideal for applications such as compact digital counters in the audio range. Balanced nodal-point mounting minimizes microphonics found in other resonators in this frequency range. Write for application and engineering information.

JK Stabilized G-9J Crystal
in the 1000 CPS to 10 kc range

Designing a New Product?

We can serve you best when you consult us at the beginning of your frequency control problems. An early consultation lets you integrate the newest JK developments and findings with your own product design research. Our extensive research facilities are here to serve you.

THE JAMES KNIGHTS COMPANY


Sandwich, Illinois

CRYSTAL HANDBOOK

A handbook of crystal theory and practice compiled by our research division as an industry service. Copies available at \$1 each.




SELECTIONS FROM ALLIED



Stancor Mobile Xmitter

A \$47.50 phone transmitter kit reduced to \$36.50! 25 watts; 27-32 mc. Uses 6V6 crystal oscillator, 2E26 final, p-p 6V6 Class A mod., 6J5 speech amplifier. Built-in antenna relay; 72 ohm output. Uses carbon mike. $8\frac{3}{4} \times 7\frac{3}{4} \times 6\frac{3}{4}$ ". Leas tubes, mike, power supply. With instructions. Only a few left. Shpg. wt., 10 lbs.

83 S 416. Net. \$36.50



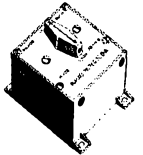
Knight Quality VTVM Kit

Bridge-type circuit; 1% resistors. Reads AC peak to peak volts, 0-8-28-84-280-840-2800. Measures AC rms volts, DC volts and DC ma., 0-3-10-30-100-300-1000. Ohms, 0-1000-10K-100K-1 meg-10 megs-1000 megs. Cap. ranges: .005-.5, .05-5, 5-50, 5-500, 50-5000 mfd. AC response to 2.5 mc. With tubes, all parts, instructions. $6\frac{1}{2}$ lbs.

83 F 120. Net. \$24.95

83 N 121. Hi-V Probe. \$ 6.95

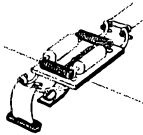
83 N 122. Hi-Freq. Probe. \$ 5.95



Special Value FL-8-A Audio Filter

Peaked at 1020 cycles. Connects in head-phone circuit of any communications receiver to increase selectivity on CW. Size: $3 \times 2\frac{1}{2} \times 2\frac{1}{4}$ ". Priced at a fraction of its original cost. Limited quantity available at our sensationally low price.

58 S 297. Net. \$1.49



Regency HP-45 Hi-Pass Filter

This very effective high-pass filter eliminates or minimizes TVI at the TVI receiver—and its price takes a big slice out of TVI-prevention costs! Installed at 300-ohm antenna input of TV receiver. Cuts off at about 45 mc. Approx. 40 db attenuation at 14 mc; 20 db at 29 mc.

77 C 569. Net. \$97.4



Metex TVI Shielding Strip

Type TVI-20-S. Knitted monel wire for simplified shielding of transmitter cabinets to prevent TVI. Very flexible—excellent for covering vents and sealing doors and coverplates. Keeps in RF, but allows circulation of air. 20-ft. length; $\frac{1}{8}$ " cross-section. May be stretched in width to cover wide openings.

42 P 089. Net. \$3.95




Dow-Key Coaxial Relays

Negligible change in SWR in 52 and 72 ohm lines to 1000 mc. Silver contacts handle up to 1000 watts. Simultaneously operates SPDT switch (below) for opening receiver B+ when x-mitting. $4\frac{1}{2}$ " long, 3" wide.

75 P 798. For 110 v. AC. \$10.50

75 P 797. For 6 v. DC. \$ 9.50

75 P 799. SPDT Switch. \$ 1.00




Tube Cooling Motor and Fan

Self-starting induction motor; non-radio interfering. 2400 rpm. Ideal for air circulation for tubes such as 813, 4-65A, etc. $2\frac{1}{2} \times 2\frac{1}{2} \times 2\frac{1}{4}$ ". $2\frac{1}{4}$ " dia. fan. For 110 v., 50-60 cyc.

72 P 702. Motor only. \$1.95

72 P 703. 4-blade fan only. \$2.4

New Weller S-400 Soldering Gun



Squeeze the trigger—solder in 5 seconds. Latest single-heat type. 135 watts. Rugged; air-cooled transformer; pre-focused dual spotlights. Streamlined design and long reach. Full constant heat. For 110-120 v. AC. Shpg. wt., 3 lbs.

46 N 643. Net. \$8.77

Equipto 18-Drawer Cabinet


For storing small parts; each drawer with 2 adjustable dividers; with handle. Label holders on drawers and dividers. Heavy all-steel; olive-green. Drawer, $11\frac{1}{2} \times 5\frac{1}{2} \times 3\frac{1}{4}$ ". Overall, $34 \times 13\frac{1}{2} \times 12\frac{1}{2}$ " d. Easy to stack. Shpg. wt., 62 lbs.



86 NX 011. Net. \$29.94

Pet Drill Kit Buy

Terrific value 34 piece kit; polishes, grinds, drills, sands. Includes: $\frac{1}{4}$ " drill with 3-jaw hand chuck (full load speed, 900 rpm), rubber backing pad, paint mixer, 7 drills, lamb's wool polishing bonnet, buffing disc, hor. bench stand, 12 abrasive discs, aux. side handle, 6-piece adapter set, $2\frac{1}{4}$ " grinding wheel; all in heavy steel kit box; with rack for drills. For 110-120 v. AC or DC. Wt., 6 lbs.



46 NX 289. Net. \$17.95

Webster "Band Spanner" Antenna

For operation on 75-40-20-15-11-10 meters with no external taps, projections or coils. Band change accomplished simply by raising or lowering top whip to precalibrated setting corresponding to band selected. Position of whip adjusts inductor to permit exact antenna resonance to be achieved anywhere in the band; minimizes loading problems; self-cleaning; top whip telescopes. Wt., 2 lbs.

98 CX 149. Net. \$29.50

Master Mobile Antenna and Coils

Hi-gain whip; when used with "Hy-Q" coils becomes "Hy-Q" AB mobile antenna. 2 sections for all-band operation; comes apart to insert "Hy-Q" loading coils. Operates as 10 meter antenna without coils. Coils are pre-tuned for extremely high "Q". Antenna has $\frac{1}{4}$ " threaded stud. Length 108". Wt., 6 lbs.

98 CX 359. Antenna. \$6.86

98 C 355. 75 meter coil \$6.81

98 C 364. 40 meter coil \$6.81

98 C 365. 20 meter coil \$6.81

New Lower Prices on Popular Receivers

HALLICRAFTERS

97 SX 546. S-40B. \$119.95

97 SX 527. S-38C. 49.95

NATIONAL

97 S 711. SW-54. 49.95

98 SX 731. NC-88. 119.95

FREE 1954 CATALOG

Refer to your 268-page ALLIED Catalog for everything you require in Amateur gear and electronic supplies. Get every buying advantage: quick shipment from the largest stocks available; easy payment deal on Ham gear; unbeatable trade-ins; real help from our Ham staff. If you haven't a copy of our 1954 catalog, write for it today.




ORDER FROM ALLIED RADIO



100 N. WESTERN AVE., CHICAGO 80, ILL.

ALWAYS KEEP YOUR COPY HANDY ↑

how important is how many tubes?



NC-88
"THE World Master"

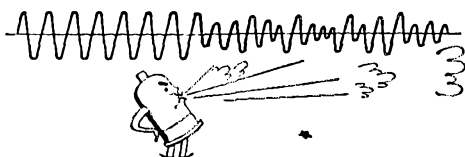


The NC-88 is a vacuum tube radio receiver of the superheterodyne type. It is designed for high fidelity reproduction of music and speech. The receiver is built around a 6BE6 pentode detector and converter, a 6X4 full wave rectifier power tube, and a 6AV6 beam power tube. The speaker system consists of two 8" drivers and a 1/2" tweeter. The NC-88 is a true "World Master" in that it is designed to perform well in any environment. It is built to last and is a true investment in quality.

NATIONAL



NATIONAL COMPANY, INC., 61 SHERMAN STREET, MALDEN, MASS.



Why these RCA Tubes are the phone man's choice for modulator service

Proved on phone bands for years—and preferred by phone men for their reliability and peak power reserve—these RCA power tubes offer a wide choice of audio power outputs *for modulating r-f carrier powers up to a kilowatt!*

Select your power—then pick your tube type from the table shown below.

RCA tubes are built to exacting tolerances. They are conservatively rated for long, reliable operations. And they're easy to get—through your neighborhood RCA Tube Distributor.

For technical data, write RCA, Commercial Engineering, Section C37M, Harrison, New Jersey.

RCA MODULATORS, push-pull

audio output (watts)	tube type	class of service	dc plate volts	driving power (watts)
54	2 RCA-2E26's	AB ₂	500	0.4
120	2 RCA-807's	AB ₂ *	750	0.2
130	2 RCA-6146's	AB ₂	750	0.4
340	2 RCA-811A's	B	1500	4.4
590	2 RCA-810's	B	2000	10
640	2 RCA-813's	AB ₂	2500	0.4

Note: Max. values for amateur operation.

*Same output can be obtained, using special triode Class B connection and 3.3w driving power.



RADIO CORPORATION of AMERICA
ELECTRON TUBES

HARRISON, N. J.