

QST


May 1954

40 Cents

45c in Canada

devoted entirely to

amateur radio




**AN
INSTANT
HIT!**

RME MC-55

MOBILE CONVERTER

FOR 10-11, 15, 20, 40 & 80 METERS



FOR 6 AND 12 VOLT OPERATION

In bringing out the new MC-55, RME anticipated the needs of the amateur by providing for both 6 and 12 volt operation, the latter voltage becoming increasingly popular on new car models. In addition, you're all set for fone operation on 15 and 40 meters since the MC-55 covers all ham bands, 10 thru 80 meters! As a pioneer in the construction and design of converters, RME has built into its new models rock-like stability, so that they can "take it" in the hard-riding old jallopy or the smooth new Cad. Many of the features found in the VHF-152A and the HF10-20 are incorporated in the new mobile converters.

SMOOTH FREQUENCY CONTROL

Knob driven 25 to 1 worm gear provides smooth frequency control that stays put. Experienced operators welcome this feature since it enables careful, accurate tuning while the car is in motion. Other brand new features found only in the MC models, make these small, compact converters outstanding performers. Compare the design and workmanship, then decide!

Write for Illustrated Specification Sheet.

Address

RADIO MFG. ENGINEERS • Peoria 6, Illinois

MC-53

Also ask to see the new MC-53, the only converter for 2, 6 and 10-11 Meter Operation.

RME

DIVISION OF

ElectroVoice

HIGH GAIN — Adds average gain of 25 db to any receiver.

BUILT-IN NOISE CLIPPER — Highly efficient automatic noise limiter all ready to connect into your car radio. Handy In-Out Switch.

STAND-BY SWITCH for muting converter while transmitting.

LOW POWER REQUIREMENTS — All miniature low-drain tubes. Requires only 18 ma at 150-180 volts.

TUBE LINE-UP — 6BJ6 rf amp 12AT7 osc and det, 6BJ6 if amp 6AL5 noise limiter.

LARGE DIAL — Large, attractive edge-lighted dial calibrated for 26.4-30 mc, 21-21.5 mc, 14-14.3 mc, 7-7.3 mc and 3.5-4 mc.

MOUNTING BRACKET SUPPLIED.

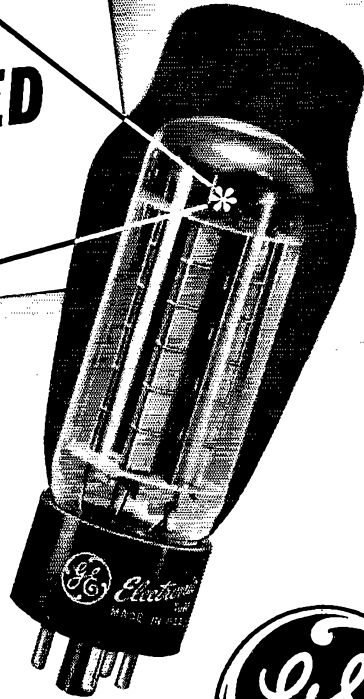
ATTRACTIVE CABINET, complete with tubes, connecting cables and instruction sheet.

AMATEUR NET \$69.50

More compact* . . . Tougher, shock-resistant

**... G.E.'s NEW
SERVICE-DESIGNED
5U4-GA!**

***20% shorter, 30% less diameter**



NEW DESIGN throughout makes the 5U4-GA a superior rectifier tube for your low-power rig. Trim in contour, saving of space, this new tube also will stand up under hard usage. As one of a pioneering series specially developed for TV-radio repairwork, the 5U4-GA is a tube you can count on for a full-time, long-time job.

● Ratings are good. Make this cross-check with another compact rectifier type, the popular 5Y3-G:

	RMS SUPPLY VOLTAGE PER PLATE	MAX D-C OUTPUT CURRENT	MAX PEAK INVERSE VOLTAGE
5U4-GA	450 v	225 ma	1,550 v
5Y3-G	350 v	125 ma	1,400 v

- Plenty of output! In dependability and long life, you get more for your money than ever.
- See the 5U4-GA at your local G-E tube distributor's! Keep in touch with him for other SERVICE-DESIGNED Tubes as they appear! All perform better, last longer, than the types they replace. *Tube Department, General Electric Company, Schenectady 5, New York.*

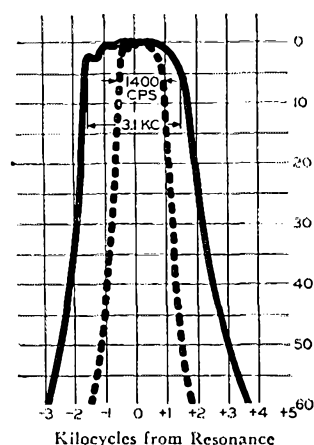
● **IN THREE WAYS** General Electric's new SERVICE-DESIGNED 5U4-GA is a better, sturdier rectifier tube than its prototype 5U4-G. (1) The straight-side bulb is smaller, trimmer, and stronger than the former bulb shown in shadow. (2) Mica supports brace the tube structure both top and bottom, instead of at top only. (3) Base is new button-stem type, with leads well separated, individually sealed off. They are no longer pinched together into a single pressed-stem seal that takes up extra space inside the envelope.

GENERAL  **ELECTRIC**

166-1B3

Sooner or later you'll want

A COLLINS RECEIVER



Collins 75A-3 Receiver with Mechanical Filter

The Collins 75A-3 double conversion superheterodyne receiver, with its crystal-controlled front-end and highly stable low frequency VFO, is like a high frequency crystal-controlled converter working into a very stable low frequency receiver. The high stability and 3.1 kc bandwidth of the 75A-3 make it ideal for AM or single sideband — and an 800 cycle mechanical filter is available as an optional accessory for CW.

All coils are permeability tuned and have a straight-line frequency characteristic allowing linear dial calibration. Only the band in use is visible on the slide rule dial. On the vernier dial each division represents one kc except on the 10 and 11 meter bands, where each dial division represents two kc. This accurate calibration is made possible by the highly stable oscillators in the 75A-3.

The 75A-3 covers the 160, 80, 40, 20, 15, 11, and 10 meter amateur bands. Sensitivity on all bands is 2.5 mv or better for a 10 db signal-to-noise ratio. Image rejection is at least 50 db. AVC is applied to RF as well as IF stages. Separate noise limiters for phone and CW. The S-meter is calibrated from 1 to 9 in steps of approximately 6 db, and for 20, 40 and 60 db over S9. S9 corresponds to a signal input of 100 microvolts. Antenna input impedance is 50 to

150 ohms, balanced or unbalanced. A phone jack and 4 ohm and 500 ohm audio output terminals are provided. Sockets and front-panel controls are included for the 8R-1 100 kc crystal calibrator and 148C-1 NBFM adaptor which are available as optional accessories. The following controls are on the 75A-3 front panel: tuning, zero set, bandswitch, RF gain, audio gain, BFO pitch, CW limiter, antenna trimmer, crystal selectivity, crystal phasing, mechanical filter selector, CW-AM-FM switch, noise-limiter calibrate switch, on-off-standby switch. The 75A-3 operates from a 115 volt 50/60 cycle ac power source. Cabinet dimensions are: 21 $\frac{1}{8}$ " wide, 12 $\frac{1}{2}$ " high, and 13 $\frac{1}{16}$ " deep. The 19" panel fits a standard relay rack. The 75A-3 weighs approximately 50 pounds.

Net domestic prices:

75A-3 receiver complete with F455B-31 3 kc mechanical filter:	\$530.00
10-inch speaker in matching cabinet:	\$20.00
8R-1 crystal calibrator:	\$25.00
148C-1 NBFM adaptor:	\$22.50
F455B-08... 800 cycle mechanical filter:	\$55.00
F455B-60... 6.0 kc mechanical filter:	\$55.00

See Your Collins Distributor Today

For the best in amateur radio . . .

COLLINS RADIO COMPANY

Cedar Rapids, Iowa



11 W. 42nd Street,
1930 Hi-Line Drive,
2700 W. Olive Avenue,

NEW YORK 36
DALLAS 2
BURBANK

PUBLISHED, MONTHLY, AS ITS OFFICIAL ORGAN, BY THE AMERICAN RADIO RELAY LEAGUE, INC., AT WEST HARTFORD, CONN., U. S. A.: OFFICIAL ORGAN OF THE INTERNATIONAL AMATEUR RADIO UNION

STAFF

Editorial

A. L. BUDLONG, WIBUD
Editor

HAROLD M. McKEAN, WICEG
Managing Editor

GEORGE GRAMMER, WIDF
Technical Editor

DONALD H. MIX, WITS
BYRON GOODMAN, WIDX
Assistant Technical Editors

EDWARD P. TILTON, WIHQ
V.H.F. Editor

C. VERNON CHAMBERS, WIJEO
LEWIS G. McCOY, WIICP
Technical Assistants

ROD NEWKIRK, W1VMW
DX Editor

ELEANOR WILSON, WIQON
YL Editor

ANN B. FURR, WIZIB
Production Assistant

WALTER E. BRADLEY, WIFWH
Technical Information Service

Advertising

LORENTZ A. MORROW, W1VIG
Advertising Manager
EDGAR D. COLLINS
Advertising Assistant
Circulation

DAVID H. HOUGHTON
Circulation Manager
J. A. MOSKEY, W1JMY
Assistant Circulation Manager

OFFICES

38 La Salle Road

West Hartford 7, Connecticut

TEL.: AD 3-6268 TWX: HF 88

Subscription rate in United States and Possessions, \$4.00 per year, postpaid; \$4.25 in the Dominion of Canada, \$5.00 in all other countries. Single copies, 40 cents. Foreign remittances should be by international postal or express money order or bank draft negotiable in the U. S. and for an equivalent amount in U. S. funds.

Entered as second-class matter May 29, 1913, at the post office at Hartford, Connecticut, under the Act of March 3, 1879. Acceptance for mailing at special rate of postage provided for in section 1102, Act of October 3, 1917, authorized September 9, 1922. Additional entry at Concord, N. H., authorized February 21, 1929, under the Act of February 28, 1925.

Copyright 1954 by the American Radio Relay League, Inc. Title registered at U. S. Patent Office. International copyright secured. All rights reserved. *Quedan reservados todos los derechos.* Printed in U. S. A.

INDEXED BY
INDUSTRIAL ARTS INDEX

—CONTENTS—

TECHNICAL —

High-Power Pi-Network Amplifier with Parallel Tetrodes <i>Willard Bridges, WINWO</i>	13
A 40-Watt Amplifier for 220 Mc. <i>Edward P. Tilton, WIHQ</i>	18
Cascaded Half-Lattice Crystal Filters for 'Phone and C.W. Reception..... <i>Howard L. Morrison, WZESM</i>	21
A Compact Two-Element Beam for Twenty <i>Carl M. Getter, WIMIJ</i>	25
The VP (Vest Pocket) Beam... <i>Jerry Hemmen, W0VZC,</i> <i>and Wyman Pigg, W0QFG</i>	27
R.F. Chokes for High-Power Parallel Feed <i>C. Vernon Chambers, WIJEO</i>	30
Coupling to Coaxial Lines.....(<i>Technical Topics</i>)	43
The LW-50 and LW-61 2-Meter Transmitter & Converter <i>(New Equipment)</i>	47

MOBILE —

"Mighty Mo" Gets Mightier <i>George Mouridian, W1GAC</i>	34
-------------------------------------------------------------	----

BEGINNER —

Some Principles of Radiotelephony — PART I <i>Byron Goodman, WIDX</i>	37
Novice & Technician Exams by Mail.....	50


OPERATING —

Results — Twentieth ARRL Sweepstakes <i>Phil Simmons, W1ZDP</i>	58
Armed Forces Day — May 15th.....	70

GENERAL —

"It Seems to Us....."	9	Correspondence from Members.	56
Our Cover.....	17	In QST 25 Years Ago.....	66
Hamfest Calendar.....	36	Silent Keys.....	66
ARRL Rocky Mountain Division Convention.....	36	The World Above 50 Mc.....	67
Coming ARRL Conventions....	36	How's DX?.....	71
Hints & Kinks.....	42	Operating News.....	76
YL News and Views.....	49	With the AREC.....	78
Happenings of the Month.....	52	Station Activities.....	82
		Feed-back.....	130

see halli



THE FABULOUS HALLICRAFTERS SX-88 RECEIVER

This we honestly believe is the finest receiver for the ham that has ever been developed. It's just one of the amazing Hallicrafters advances you'll see in the exhibit. New transmitters—new receivers—new *ideas* in ham radio!

hallicrafters

*World's Leading Manufacturer of Communications and
High Fidelity Equipment, Radio and Television*

4401 West Fifth Avenue, Chicago 24, Illinois • Hallicrafters Ltd., 51 Camden Street, Toronto, Canada

crafters!


Hallicrafters invites you to see the most advanced—the most exciting—the most complete line of communications equipment ever developed by a single manufacturer!

In the Hallicrafters exhibit at the 1954 Electronics Parts Show you'll see the outstanding results of the engineering foresight that has made Hallicrafters the leader for twenty years. You'll see the most advanced sets in every price class—transmitters and receivers designed for

hams with the ham's problems—and budget—in mind. And here you'll find the perfect piece of equipment for you, whether you're just starting in ham radio or are an old timer. Don't miss it—we'll look forward to seeing you—May 17—Conrad Hilton Hotel—Chicago!



the **1954** MAY 17-20 • CHICAGO 
ELECTRONIC PARTS SHOW



**Hurry to
hallicrafters**

**BOOTH 575
DISPLAY ROOMS 504-505
MAY 17th-20th
CONRAD HILTON HOTEL
CHICAGO**

Section Communications Managers of the ARRL Communications Department

Reports Invited. All amateurs, especially League members, are invited to report station activities on the first of each month (for preceding month) direct to the SCM, the administrative ARRL official elected by members in each Section. Radio club reports are also desired by SCMs for inclusion in QST. All ARRL Field Organization appointments are now available to qualified League members. These include ORS, OES, OPS, OO and OBS. Also, where vacancies exist, SCMs desire applications for SEC, EC, RM and PAM. In addition to station and leadership appointments for Members, all amateurs in the United States and Canada are invited to join the Amateur Radio Emergency Corps (ask for Form 7).

ATLANTIC DIVISION			
Eastern Pennsylvania	W3BIP	W. H. Wiand	P. O. Box 143
Maryland-Delaware-D. C.	W3EQK	Arthur W. Plummer	3804 Roxmere Road
Southern New Jersey	K2BG	Herbert C. Brooks	800 Lincoln Ave.
Western New York	W25IV	Edward Graf	81 King St.
Western Pennsylvania	W3NCD	R. M. Heck	RFD 1
CENTRAL DIVISION			
Illinois	W9VIX	George Schreiber	239 S. Scoville Ave.
Indiana	W9BKJ	George H. Graue	824 Home Ave.
Wisconsin	W9RQM	Reno W. Goetach	929 S. 7th Ave.
DAKOTA DIVISION			
North Dakota	W0HNV	Earl Kirkby	P. O. Box 12
South Dakota	W0RRN	J. W. Sikorski	1900 South Menlo Ave.
Minnesota	W0MXX	Charles M. Bove	1611 1/2 E. Lake St.
DELTA DIVISION			
Arkansas	W5LUX	Fred Ward	520 South Maple St.
Louisiana	W5GHF	Robert E. Barr	Box 446
Mississippi	W5OTD	Dr. A. R. Cortese	Box 426
Tennessee	W4SCF	Harry C. Simpson	1863 So. Wellington St.
GREAT LAKES DIVISION			
Kentucky*	W4SBI	Robert E. Fields	531 Central Ave. (Kentucky side)
Michigan	W8HKT	Fabian T. McAllister	RFD 1, Box 368
Ohio	W8AJW	John E. Stringer	2972 Clague Rd.
HUDSON DIVISION			
Eastern New York	W2LLI	Stephen J. Neason	794 River St.
N. Y. C. & Long Island	W2YBT	Carleton L. Coleman	117 Harvard St.
Northern New Jersey	W2VQR	Lloyd H. Manamon	410 1/2 Fifth Ave.
MIDWEST DIVISION			
Iowa	W0PPP	William G. Davis	3rd St.
Kansas	W0TCV	Earl N. Johnston	624 Roosevelt
Missouri	W0CBI	Clarence A. Arundale	1048 South Jefferson Ave.
Nebraska	W0CBH	Floyd B. Campbell	203 W. 8th St.
NEW ENGLAND DIVISION			
Connecticut	W1EFW	Milton E. Chattee	53 Homesdale Ave.
Maine	W1AFT	Bernard Seamon	73 Middle St.
Eastern Massachusetts	W1ALP	Frank L. Baker, jr.	91 Atlantic St.
Western Massachusetts	W1JYH	Roger E. Corey	67 West Allen Ridge Road
New Hampshire	W1GMH	Carroll A. Currier	1426 Belmont St.
Rhode Island	W1JBB	Merrill D. Randall	Clarend Ave.
Vermont	W1RNA	Robert L. Scott	108 Sias Ave.
NORTHWESTERN DIVISION			
Alaska	KL7AGU	Dave A. Fulton	Box 103
Idaho	W7IWU	Alan K. Ross	2105 Irene St.
Montana	W7KGT	Edward G. Brown	421 Yellowstone Ave.
Oregon	W7BUS	John M. Carroll	P. O. Box 706
Washington	W7CZY	Laurence Sebring	Route 2, Box 384
PACIFIC DIVISION			
Hawaii	KH6KS	James E. Keeter	3459 Kahawalu Dr.
Nevada	W7JU	Ray T. Warner	539 Birch St.
Santa Clara Valley	W6LZL	Roy I. Couzin	16615 Englewood Ave.
East Bay	W6RLB	Guy Black	1546 Spruce St.
San Francisco	W6GGC	Walter A. Buckley	36 Colonial Way
Sacramento Valley	W6JDN	Harold L. Lucero	1113 Elinore Ave.
San Joaquin Valley	W6GIW	Edward L. Bewley	421 East Olive St.
ROANOKE DIVISION			
North Carolina	W4DLX	J. C. Geasler	1832 Logic Ave.
South Carolina	W4ANK	T. Hunter Wood	1702 North Rhett Ave.
Virginia	W4KX	John Carl Morgan	Merrimans Lane
West Virginia	W8PQQ	Albert H. Hix	1013 Belmont St.
ROCKY MOUNTAIN DIVISION			
Colorado	W0CDX	Karl Brueggeman	1945 Kearny St.
Utah	W7UTM	Floyd L. Hinshaw	165 East 4th, North
Wyoming	W7PKX	Wallace J. Ritter	P. O. Box 797
SOUTHEASTERN DIVISION			
Alabama	W4MI	Joe A. Shannon	Box 473
Eastern Florida	W4FWZ	John W. Hollister	3809 Springfield Blvd.
Western Florida	W4MS	Edward J. Collins	1003 E. Blount St.
Georgia	W4NS	George W. Parker	226 Kings Highway
West Indies (Cuba-P. R.-V.I.)	KP4DJ	William Werner	563 Ramon Llovet
Canal Zone	KZ5NM/W4QBS	Nelson W. Magner	Box 473
SOUTHWESTERN DIVISION			
Los Angeles	W6VYJ	Howard C. Bellman	973 Mayo St.
Arizona	W7LVR	Albert Steinbrecher	RFD 5, Box 237
San Diego	W6LRU	Don Stansifer	4427 Pescadero
Santa Barbara	W6TOX	Vincent J. Haggerty	1017 Indio Muerto St.
WEST GULF DIVISION			
Northern Texas	W5IQD	T. Bruce Craig	Route 6 (77th St. & Tahoma Rd.)
Oklahoma	W5RST	Dr. Will G. Crandall	State Veterans Hospital
Southern Texas	W5E7F	Dr. Charles Bermaglich	618 Medical Arts Bldg.
New Mexico	W5ZU	G. Merton Sayre	Box 625
CANADIAN DIVISION			
Maritime	VE1OM	Douglas C. Johnson	104 Preston St.
Ontario	VE3IA	G. Eric Farquhar	16 Emerald Crescent
Quebec	VE2GL	Gordon A. Lynn	R. R. No. 1
Alberta	VE6MJ	Sydney T. Jones	10706-57th Ave.
British Columbia	VE7JT	Peter McIntyre	981 West 26th Ave.
Yukon	VE4LC	Leonard E. Cuff	286 Rutland St.
Manitoba	VE5HR	Harold R. Horn	1044 King St.
Saskatchewan	VE5HR	Harold R. Horn	1044 King St.

* Official appointed to act temporarily in the absence of a regular official.



2XP

*the new LOW COST
PR crystal
especially made for
converters, experimental
applications, etc.*

TYPE 2XP

FUNDAMENTAL
1600 to 12000 Kc.
± 5 Kc. \$3.95

3RD MODE
12001 to 25000 Kc.
± 10 Kc. \$5.00

Increased demand for broad tolerance crystals (frequencies outside amateur bands) has resulted in the new, low-cost Type 2XP . . . especially created for converters, some types of receivers, experimental applications and other special uses. Now you can buy top PR quality crystals in Type 2XP for these special requirements at practically the same cost as regular amateur frequencies. ASK YOUR JOBBER FOR THE NEW 2XPs. Of course, if close tolerance is required, we recommend PR Type Z-1, our regular commercial crystal . . . but these will cost more, naturally. You will find that the inexpensive Type 2XP will fill most of your requirements, at a big saving!

PR

Crystals



USE **PR** AND KNOW WHERE YOU ARE

PETERSEN RADIO COMPANY, INC.
2800 W. BROADWAY • COUNCIL BLUFFS, IOWA

EXPORT SALES: Royal National Company, Inc., 75 West Street, New York 6, N. Y., U. S. A.

THE AMERICAN RADIO RELAY LEAGUE, INC.,

is a noncommercial association of radio amateurs, bonded for the promotion of interest in amateur radio communication and experimentation, for the relaying of messages by radio, for the advancement of the radio art and of the public welfare, for the representation of the radio amateur in legislative matters, and for the maintenance of fraternalism and a high standard of conduct.

It is an incorporated association without capital stock, chartered under the laws of Connecticut. Its affairs are governed by a Board of Directors, elected every two years by the general membership. The officers are elected or appointed by the Directors. The League is noncommercial and no one commercially engaged in the manufacture, sale or rental of radio apparatus is eligible to membership on its board.

"Of, by and for the amateur," it numbers within its ranks practically every worth-while amateur in the nation and has a history of glorious achievement as the standard-bearer in amateur affairs.

Inquiries regarding membership are solicited. A bona fide interest in amateur radio is the only essential qualification; ownership of a transmitting station and knowledge of the code are not prerequisite, although full voting membership is granted only to licensed amateurs.

All general correspondence should be addressed to the administrative headquarters at West Hartford, Connecticut.



Past Presidents

HIRAM PERCY MAXIM, W1AW, 1914-1936
EUGENE C. WOODRUFF, W8CAP, 1936-1940
GEORGE W. BAILEY, W2KH, 1940-1952

Officers

President GOODWIN L. DOSLAND, WØTSN
Moorhead, Minn.

First Vice-President WAYLAND M. GROVES, W5NW
P.O. Box 586, Odessa, Texas

Vice-President FRANCIS E. HANDY, W1BDI
38 La Salle Road, West Hartford, Connecticut

Secretary A. L. BUDLONG, W1BUD
38 La Salle Road, West Hartford, Connecticut

Treasurer DAVID H. HOUGHTON
38 La Salle Road, West Hartford, Connecticut

* * * * *

General Counsel PAUL M. SEGAL
816 Connecticut Ave., Washington 6, D.C.

Technical Director GEORGE GRAMMER, W1DF
38 La Salle Road, West Hartford, Connecticut

Technical Consultant PHILIP S. RAND, W1DBM
Route 58, Redding Ridge, Conn.

Assistant Secretaries:
JOHN HUNTOON, W1LVQ LEE W. AURICK, W1RDY
38 La Salle Road, West Hartford, Connecticut

DIRECTORS

Canada

ALEX REID VE2BE
240 Logan Ave., St. Lambert, P. Q.
Vice-Director: Reginald K. Town VE7AC
2879 Graeveley St., Vancouver 6, B. C.

Atlantic Division

GILBERT L. CROSSLEY W3YA
Dept. of E. E. Penna. State University
State College, Pa.
Vice-Director: Charles O. Badgett W3LVF
725 Garden Road, Glenside, Pa.

Central Division

WESLEY E. MARRINER W9AND
344 N. Galena Ave., Dixon 7, Ill.
Vice-Director: Harry M. Matthews W9UQT
Box 1195, Springfield, Ill.

Dakota Division

ALFRED M. GOWAN WØPHR
325 S. Menlo Ave., Sioux Falls, S. D.
Vice-Director: Forrest Bryant WØFDS
6840 Harriet Ave., Minneapolis, Minn.

Delta Division

GEORGE H. STEED W5BUX
1912 Beech St., Pine Bluff, Ark.
Vice-Director: George S. Acton W5BMM
Plain Dealing, La.

Great Lakes Division

JOHN H. BRABB W8SPF
708 Ford Bldg., Detroit 26, Mich.
Vice-Director: Robert L. Davis W8EYE
311 Falls Rd., Columbus 14, Ohio

Hudson Division

GEORGE V. COOKE, JR. W2OBU
88-31 239 St., Bellerose 26, N. Y.
Vice-Director: Thomas J. Ryan, Jr. W2NKD
1082 Anna St., Elizabeth 4, N. J.

Midwest Division

WILLIAM J. SCHMIDT WØOZN
306 S. Vassar, Wichita, Kansas
Vice-Director: James E. McKim WØMVG
1404 S. Tenth, Salina, Kansas

New England Division

PERCY C. NOBLE W1BVR
37 Broad St., Westfield, Mass.
Vice-Director: Frank L. Baker, Jr. W1ALP
91 Atlantic St., North Quincy 71, Mass.

Northwestern Division

R. REX ROBERTS W7CPY
837 Park Hill Drive, Billings, Mont.
Vice-Director: Karl W. Weingarten W7BG
3219 N. 24th St., Tacoma 7, Wash.

Pacific Division

RAY H. CORNELL W6JZ
909 Curtis St., Albany 6, Calif.
Vice-Director: Harry M. Engwicht W8HC
770 Chapman, San Jose 26, Calif.

Roanoke Division

P. LANIER ANDERSON, JR. W4MWH
428 Maple Lane, Danville, Va.
Vice-Director: Gus M. Browning W4BPD
135 Broughton St., S. E., Orangeburg, S. C.

Rocky Mountain Division

CLAUDE M. MAER, JR. WØIC
740 Lafayette St., Denver, Colo.
Vice-Director:

Southeastern Division

JAMES P. BORN, JR. W4ZD
25 First Ave., N. E., Atlanta, Ga.
Vice-Director: Randall E. Smith W4DQA
902 Plaza Court, Orlando, Fla.


Southwestern Division

JOHN R. GRIGGS W6KW
3661 Buckingham Rd., Los Angeles 8, Calif.
Vice-Director: Walter R. Joos W8EKM
1315 N. Overhill Drive, Inglewood 3, Calif.

West Gulf Division

A DAVID MIDDLETON W5CA
9 Kay Road, Tlheras, N. M.
Vice-Director: Carl C. Drumeller W5EHC
5824 N.W. 58th St., Oklahoma City 12, Okla.

"It Seems to Us..."



IT is the American Radio Relay League's Fortieth Anniversary! Forty years ago this month there was born in the city of Hartford, Connecticut, the lusty infant which has since grown into the great League we love so much — forty years of as thrilling progress as has ever marked any of man's arts and a period of useful service doubtless greater than the total years of most of you, our readers!

Let us set the stage. It is the beginning of the year 1914. There are about 5000 amateurs in the nation, all operating on spark. The audion detector has begun to replace the crystal detector, the fixed gap is rapidly giving way to the rotary. Spark-coil transmitters have a range of about ten miles, an occasional transformer set does a hundred miles or better. In January the Radio Club of Hartford has its first meeting, one of many amateur clubs springing up around the nation. Two of its active members are Hiram Percy Maxim, famous as a pioneer automobile engineer and the inventor of the Maxim silencer, and Clarence D. Tuska, a college youth. Interested in their club, they conceived, between them, the project of a vast national organization of amateurs based on the idea of relaying communications from station to station to overcome the handicap of short range. Each could relay for the others; thus united, any amateur could get his communications anywhere. In April they took their idea to their club and sold it. A relay committee was set up, the name American Radio Relay League was agreed upon, Maxim became its president and Tuska its secretary, and the club furnished funds to prosecute the work. By middle May application blanks were ready and letters were being written to every known amateur, inviting his membership. This was the real beginning of ARRL, the date from which we count our years.

The idea took hold of amateur imagination and spread like wildfire. Applications rolled in. In June of 1914 the League actually relayed a message all the way from Hartford to Buffalo and a Boston-Denver route was being organized. In September the League published a U. S. map showing the location of its 237 member-stations in 32 states, and the following month it brought

ARRL's 40th ANNIVERSARY

• The late Secretary Kenneth B. Warner, W1EH, commemorated the League's 25th anniversary with an editorial in the May, 1939, issue of *QST* recounting our beginnings in 1914. Rereading it as initial research on a similar commemoration for this 40th anniversary issue, we were struck with the thought that, after all, the history of the League's founding has not changed, and our poor words could not any better tell the story of how the ARRL came into being and its early struggle for existence. We therefore reprint KBW's editorial in its entirety, having changed only the figures necessary to make it accurate as of today. Read on, all — old-timer to recapture the nostalgia of the early days, neophyte to appreciate how important to our welfare today are the solid foundations erected by our founding fathers.

out a list showing the particulars of 400 stations that by then belonged to ARRL. In January of 1915 the League and the Radio Club of Hartford decided to go their separate ways, the club being local in scope and the League obviously destined to national proportions. That month ARRL was incorporated as a Connecticut non-stock non-profit association. *QST* did not yet exist; it was not until December of 1915 that it first appeared, as a "relay bulletin" of the ARRL. Privately published by Tuska and Maxim, and owned by Tuska, it was devoted exclusively to the activities of the League; its subscription price was \$1 a year. That first issue is now a collector's piece.

By this time much real work was being accomplished. January, 1916, saw the formation of the first trunklines, three east-west routes and three north-south. It was a full year later, though, before the first transcontinental relay succeeded, the route being Los Angeles to Denver to Jefferson City to Albany to Hartford. Ranges had increased too! Following month, February of 1917, a real record was set up when a transcon message went across and back in an hour



and twenty minutes. *QST* boldly predicted eventual coast-to-coast communication in twenty minutes.

All this time the League had functioned solely under the guidance of Maxim and Tuska. They decided that the time had come to better their organization and in February, 1917, a meeting was held in New York with prominent local amateurs present, where the first formal constitution was adopted and the first Board of Directors elected. Maxim was destined to remain president until his death in '36; Arthur Hebert became vice-president and general manager in charge of the operating department, as the Communications Department was called in those days, with his office in New York; and Tuska carried on the secretarial and editorial work at Hartford. Except for Tuska's income from his *QST*, all of which he promptly poured back into the magazine, none of these men got a cent for their efforts on behalf of amateur radio. There were no salaries, no formal headquarters, no staff. It was of course but shortly after perfecting this organization that war came — in April. *QST* drifted along until September, doing noble recruiting work but running heavily into debt as the League members went into war service, and finally folded up "for the duration." Early in 1919, the war over, the Board commenced the reorganization of the League. Membership was almost nonexistent, the treasurer reported but \$33 in the kitty, all ama-



Hiram Percy Maxim, W1AW, cofounder, guiding genius and, until his death in 1936, president of ARRL.

teur transmission was still prohibited by wartime restrictions. Nonetheless, the work was started. Capital was needed and it was decided to borrow it from amateur enthusiasts. There wasn't ven money enough to finance an appeal for loans. The hat was passed and \$90 raised in the Board meeting. That was enough to start the ball rolling. Several thousand dollars were borrowed from League members on ARRL bonds, which were paid off in two years. *QST* was purchased from Tuska in May, 1919; in April the League opened its postwar headquarters in Hartford, and in June the first postwar issue of *QST* ap-

peared — 32 pages it had, too, by cracky! The wartime ban was still on transmission, and to the removal of this the League addressed all its efforts. At last the effort succeeded, and on Oct. 1, 1919, postwar amateur radio got started on its glorious career.

There followed such a period of progress and development as has scarcely ever been seen in any art. We're going to tell you a few of the important dates. The average amateur of today has probably been in the game six or seven years; he found modern high-frequency technique and world-wide DX waiting for him. But it was not always so. Those things came by painful development: we crawled before we walked before we ran before we flew. Many of our readers of today probably have little idea of our early history, of our rich background, of the step-by-step development that



(Left): Kenneth B. Warner, W1EH, from 1919 until his death in 1948 the secretary of ARRL and editor of *QST*.



(Right): Clarence D. Tuska, ex-1ST, now an RCA patent attorney, cofounder and first secretary of the League; with Mr. Maxim he also formed the *QST* Publishing Company and became the magazine's first editor.



Practically broke after World War I, the League issued bonds which were heartily subscribed to by ardent amateurs of the day, and paid off, with interest, in two years. Typical of the certificates, issued in amounts from \$1 to \$200, was this one redeemed from the late Arthur A. Hebert, W1ES, prewar vice-president and general manager of ARRL and later its treasurer.

made amateur radio what it now is. We started out, after the war, with our same old prewar spark gear, the same old restricted ranges. Now watch the story unfold:

January, 1921: After months of planning, transcontinental relays were held through selected stations while all the rest of amateur radio piped down and listened. From Hartford to Chicago to Roswell, N. M., to Los Angeles and back, a message went from coast to coast and the answer was returned by relaying in a total elapsed time of 6½ minutes. Try it today by relay!

March, 1921: Vacuum tubes made their first appearance on the amateur market; a 5-watt cost \$8, such a tube as you can buy today for a buck; 50-watt cost \$30! Despite the cost, the trend to c.w., which a few hardy pioneers had been pushing ever since 1919 with wartime bootleg tubes, got new impetus — although it was to be many years before spark was finally outlawed.

August, 1921: ARRL held its first national convention at Chicago, with 1200 present from 36 states, with every call area represented for the first time at any ham gathering.

December, 1921: Believing that our signals could be heard well across the ocean, ARRL sent Paul

Godley, America's most expert receiving experimenter, to Scotland to listen during transatlantic tests, on special superhet gear of his own devising. He heard 18 c.w. stations, 9 sparks, and European amateurs heard a few more; 30 hams got across the pond on 200 meters.

In late 1921 broadcasting came to metropolitan centers.

April, 1922: First QSO between California and Hawaii.

September, 1922: 1CCZ on Cape Cod worked every U. S. district in one night — first time it ever happened.

November, 1922: Record-breaking relay, 1AW to 9AWM to 6ZAC in Hawaii and return to Hartford in elapsed time of 4 mins. 18 secs.

December, 1922: More transatlantic tests. 316 American amateurs got over the ocean on 200 meters, from all districts. ARRL's cable bill for reporting the results was \$1900. More important, 20 U. S. hams heard three British and French amateurs for the first time.

June, 1923: The first expedition using amateur radio sailed; MacMillan's "Bowdoin," WNP, with ITS as operator, set out for the Arctic, ARRL paying ITS's salary to demonstrate what amateur communication could do.

September, 1923: VK2CM works ZL4AA, 1500 miles away, on 0.004-watt c.w.

November, 1923: First transatlantic two-way communication occurred when 1MO and 1XAM in Connecticut worked F8AB in France, on about 2560 kc.

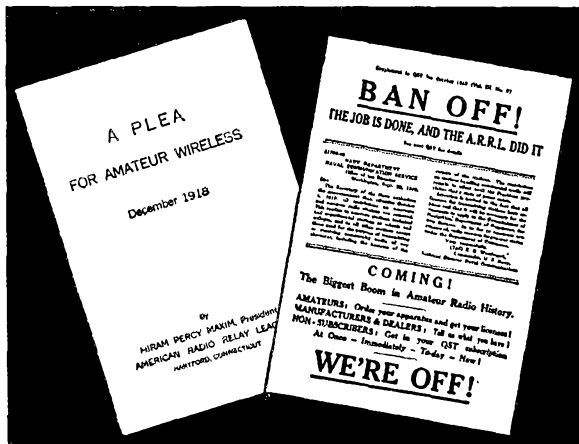
December, 1923: First QSO between America and England occurred, with Yours Truly on the American end. Italy and Holland quickly followed.

December, 1923: ARRL adopts new constitution providing for directors elected by the members of divisions, and the old Board of Directors votes itself out of office to give League members self-government.

May, 1924: More continents united when New Zealand and Argentina work for the first time, with a new DX record of 6400 miles. Same month saw North and South America united for first time.

July, 1924: With all previous "short-wave" work only on experimental licenses or by special temporary authority, the government after months of ground-work by ARRL came across with short waves for amateurs; 3500-4000 kc. and some higher

The future of amateur radio in 1918 looked dark and grim; the wartime ban was still on and a bill introduced in Congress would have spelled our death blow. On behalf of the fledgling League, Mr. Maxim took up the cudgels in Washington, and after a year-long battle amateur radio operation was again authorized, resulting in the famous "ban-off" supplement to October, 1919, QST.





frequency bands assigned for first time to all amateurs.

July, 1924: First article on crystal control appears in *QST*.

September, 1924: First authenticated transpacific work occurs, between California and New Zealand.

October, 1924: New DX record of 9000 miles when Connecticut works New Zealand. Quickly overshadowed the same month by the first linking of the Antipodes when England and New Zealand tied up, followed in November by the first England-Australian contact.

December, 1924: Amateur signals first heard across the continent in daylight when John Reinartz in Connecticut, using the new 20-meter band, is intercepted by Frank Jones in California.

April, 1925: First published theory of shortwave propagation appears, Reinartz' article in *QST*.

April, 1925: Following a missionary trip by Hiram

Hiram Percy Maxim is authority for the statement that The Radio Club of Hartford, Conn., of which he is chairman, has organized a committee whose object is to develop a system of relay stations throughout as much of the country as seems possible. At the present time messages are being forwarded by relay from Hartford, Conn., to Buffalo, N. Y., via Northampton, Mass., and one of several intermediate stations. This plan has worked so well that there seems no reason why it should not be improved still further in detail and also extended to cover a wider range.

The club believes that the number of good amateur stations in the country is great enough to make it possible for an amateur to reach the far West and possibly the Mexican border, if the stations were organized. The only thing needed is to secure the names and addresses of the owners of stations able to transmit fifty to one hundred miles. If amateurs will write to Mr. Clarence D. Tuska, Secretary, Radio Club of Hartford, No. 136 Oakland Terrace, Hartford, Conn., blank forms will be supplied which when filled out will be used as a basis for appointing official relay stations.

This plan seems to be about the only one by which the amateur can reach distant points by wireless and without getting into difficulties with the United States Government. It is expected that messages will be received and transmitted by courtesy entirely and that no money will be involved in any way, the effort being to keep the plan strictly amateur in every sense.

The June, 1914, issue of *Wireless Age* carried this announcement of the formation of the League.

Percy Maxim at the instance of the ARRL Board, the International Amateur Radio Union is formed in Paris, Maxim elected president, Warner secretary.

1925 also saw the formation of the NCR and the AARS, the development of strong alliances between ARRL and the Services.

April, 1925: Getting leave of absence from his job as ARRL Communications Manager, Fred Schnell takes "NRRL" with the U. S. Fleet to Australia, sells short waves to the Navy.

May, 1925: Australia and England unite the Antipodes in the first daylight QSO, on 14 Mc.


April, 1926: WAC started, with 8 initial members. (Present number, over 11,000!)

May, 1927: ARRL's first annual DX contest held.

March, 1928: The 10-meter band is opened.

And so on and on and on. We could fill pages and pages with the entrancing tale, as Clint deSoto in fact has done in his fascinating history of amateur radio, *Two Hundred Meters and Down*. Our little thumbnail sketch above highlights only the operating accomplishments of amateurs, says nothing about our innumerable legislative fights for existence and our invariable success, our gradual transition from a lawless unorganized mob into a closely coordinated institution of recognized national value. It makes no mention of our tremendous record of public service in emergencies, our conquest of the ultra-highs, our constant sallying forth to attack new problems.

Today we have 115,000 licensed amateurs in the country, several thousand more in Canada. Our magazine is read by almost every active amateur in the world, our headquarters has a staff of 55 persons rendering membership service of every description, we possess a great communications system and a fine headquarters station, our society is the pattern for the other amateur organizations of the world. We are public-service conscious as never before, appreciated and valued by the public as never before. On such an occasion as this it should be pardonable to look over our progress with a little pride. It seems to us that ARRL has flourished because it was founded on sound principles. It is of, by and for the amateur. Since the beginning, private profit has been kept out of our affairs. We are indissolubly bound to the principles of deciding our problems in terms of the greatest good to the greatest number, and of making all our decisions on the highest possible standards of integrity, democracy and fraternalism. Our forty years of mutual service and progress can scarcely better be summed up than in the language we have used for many a year on the directory page of each issue of *QST*, where we say that our League has a history of glorious achievement as the standard-bearer in amateur affairs. True words they are, and we should be proud that we can say them today!



Panel layout of the amplifier. Lower left and lower right are the National type AM vernier dials controlling the MB-40SL grid tuner and the plate-loading capacitor, respectively. Upper left is the grid circuit link and upper right is the bandswitch. Center is the vacuum capacitor tuning control using a Johnson rotary counter-dial.

High-Power Pi-Network Amplifier with Parallel Tetrodes

A Compact Bandswitching Kilowatt with 4-250As

BY WILLARD BRIDGES,* WINWO

THE practical advantages of the pi-network tank circuit, with particular reference to TVI reduction, were pointed out by George Grammer in January, 1952, *QST*, and high-power single tube finals based on this text have been well developed in later articles by Grammer and A. A. Farrar.¹ This design is the basis of the writer's lazy kilowatt final using parallel 4-250As. Since we don't enjoy building power supplies it was decided to operate the unit from a single high-voltage source if this could be accomplished without loss of efficiency. A basic requirement was that the amplifier must run full power on all bands from ten through eighty meters when plate modulated, without tendency toward regeneration or parasitics. Furthermore, it must be easily constructed with ordinary work-


* 47 Carisbrooke Road, Wellesley Hills 82, Mass.

¹ Grammer, "Pi-Network Tank Circuits for High Power," *QST*, October, 1952; Farrar, "A Wide-Range High-Power Pi-Network Final," *QST*, October, 1953.

shop tools and the very limited skill of a non-technical DX-hound.

The first final constructed used the basic circuitry of the amplifiers previously illustrated in *QST*, except that the two 4-250As were mounted in the chassis and the grid circuit was underneath. This was a tragic mistake. There followed some weeks of daily modification in an effort to tame this amplifier, but on the higher frequency bands it would take off when plate voltage reached 1000. This arrangement of parts obviously did not present sufficient isolation of the grid circuit, and the whole unit was dismantled. By this time we began to realize that the very ease with which these tubes can be driven is also the source of their greatest handicap to the amateur builder. The grids are so "tender" that every care must be taken to quiet them, and this must be anticipated in the design. After further research it developed that the principal cure for

Top view with cover removed, showing how the shielding is constructed from standard chassis. Components are fully explained in text. The ACTS-200 variable vacuum capacitor is held in place by two fuse clips and is made fast at the high-voltage end with a Hi-clamp fuse clip No. FCI made by Holub Industries, Inc., Sycamore, Illinois, and available through Jennings.



regeneration is shielding, and careful isolation of the grid circuit. This was accomplished by adopting the general layout of the previous amplifiers. The grid circuit is mounted in a shielded compartment above the main chassis, and the tube sockets are also mounted above the chassis where the terminals can be by-passed to ground with the shortest possible leads.

The question of parasitics is a little different. Apparently, the usual cure for them is to wait until they develop and then construct traps or detuning devices. However, this process leads to some frightening moments when high r.f. voltages pile up where they have no right to be, and there is danger to the tubes and even to the operator. It was decided to anticipate the risk of parasitics in selection of the constants for the amplifier and thus avoid, if possible, the problem of correcting them after the unit was completed. This was accomplished successfully through the following direct steps:

1) A plate voltage of 2500 volts, and consequently current of 400 ma., was adopted as the operating plate value for the two 4-250As, thus avoiding the encouragement of parasitics through extremely high plate voltages.

2) Screen voltage is deliberately lowered to a maximum of 400 volts to reduce the over-all sensitivity of the tubes and to discourage tendency of the screens to act as plates in the key-up position. Through this change the grid drive requirement of the tubes is theoretically increased very slightly, but in all other respects operation remains normal.

3) The variable vacuum capacitor offers great advantages as a low impedance path to ground for v.h.f. and contributes substantially to the stability of the amplifier.

The Circuit

The grid tank circuit is built around the new National MB-40SL which is used without modification, and bridge neutralization is employed as in the earlier amplifiers. The question of screen voltage source in large tetrodes is always a problem. In previous amplifiers at WINWO


• Those who like their kilowatts conservative should find much to interest them in this article. WINWO's amplifier is approximately the same size as the single-tube jobs after which it is generally patterned, but uses two tubes that loaf along at a kilowatt input. Good circuit and construction ideas, too — and, of course, all the necessary precautions against harmonic TVI.

it has been obtained from the plate voltage through a heavy dropping resistor and controlled with a clamp-tube circuit. Recent articles have pointed out the risk of this circuit, and of course there is the possibility that if the clamp tube filament burns out full plate voltage may appear on the screens of the tetrodes. After considering this hazard it was decided that the many advantages of the circuit outweigh its risk, and consequently, it was installed in the new amplifier.

To arrive at a working screen potential of 400 volts, the 2500-volt main power supply is dropped through a 40,000-ohm 200-watt resistor, and this voltage is applied to the plates and screens of two 6Y6s in parallel acting as clamp tubes. If either 6Y6 fails, the other tube will easily carry the screen current to ground in the key-up position. When excitation is applied to the amplifier they are biased to cut-off, thus effectively removing them from the circuit. Proof of the satisfactory action of the circuit, even under irregular operating conditions, can well be seen from the following chart:

	Plate Voltage	Plate Current	Screen Voltage	Screen Current
1 kw. fully loaded	2500 v.	400 ma.	400 v.	40 ma.
Full voltage, lightly loaded	2500 v.	250 ma.	280 v.	42 ma.
Reduced voltage, normal loading	2000 v.	300 ma.	340 v.	32 ma.
100 watts input	1000 v.	100 ma.	100 v.	20 ma.

Normal grid current requirement for two 4-250As is 20 ma. through the 11,000-ohm bias



Below-chassis wiring. Ventilation holes for forced-air cooling of the 4-250A tetrodes are drilled under corresponding holes in the sockets. The cooling fan is external.

resistor. Even when the grid drive is reduced to 8 ma. the tubes operate normally and screen values remain approximately the same.

The plate components are similar to those used in previous articles. The new National R175A choke, which has been reconstructed to cover all amateur bands from 3.5 Mc. through 50 Mc., has been employed without modification. In the selection of the plate tank capacitor it was necessary to allow for a somewhat larger maximum than in previous applications because of the low ratio of plate voltage to plate current, and the ACTS-200 by Jennings was selected. At eighty meters about 160 $\mu\text{f.}$ of the 200 $\mu\text{f.}$ available is used.

For simplicity it was decided to employ band-switching instead of the rotary inductor of previous designs, though either method is perfectly satisfactory. The two-section Model 88 switch manufactured by Communication Products Co., Inc. of Marlboro, New Jersey, is suggested. It is rated at 13,000 volts and 30 amperes. The gang to the rear shorts out unused sections of the coil while the gang near the panel is used to add capacitance to the variable loading capacitor at the lower frequencies. The high-frequency coils are easily wound of soft $\frac{3}{16}$ -inch copper tubing regularly sold by refrigeration repair shops, while the forty- and eighty-meter coils are added to the circuit from a tapped section of

B & W Inductor No. 3905. As the frequency is lowered by the bandswitch a new section of coil is added to the circuit by each step until eventually at eighty meters all of the coils are in the circuit in series.

For the output or loading capacitor a long search was conducted in the hope of finding a variable condenser of high capacitance and small physical dimensions. For a while, we experimented with the Hammarlund MC series. This is a small condenser less than three inches long and said to be of 1000-volt rating. Nevertheless, at 1-kw. input fully modulated the peak r.f. output voltage across a 52-ohm line is less than 600 volts, so there is ample safety factor in this choice. Since we couldn't make the condenser arc over and have never had any trouble with it, we decided that if one was good, then three of them would be better. The shaft of the capacitor extends through the back, so it is a simple matter to couple three of them in a row and operate them in parallel for a total maximum capacitance of 960 $\mu\text{f.}$ The minimum capacitance with this arrangement is 40 $\mu\text{f.}$, and since the lowest minimum required at 28 Mc. is higher than 250 $\mu\text{f.}$, two ceramic capacitors of 100 $\mu\text{f.}$ each are fastened directly from the output coax fitting to ground, partly to raise the minimum of the loading capacitor and thus include the 7-Mc. band without adding fixed capacitors on that fre-

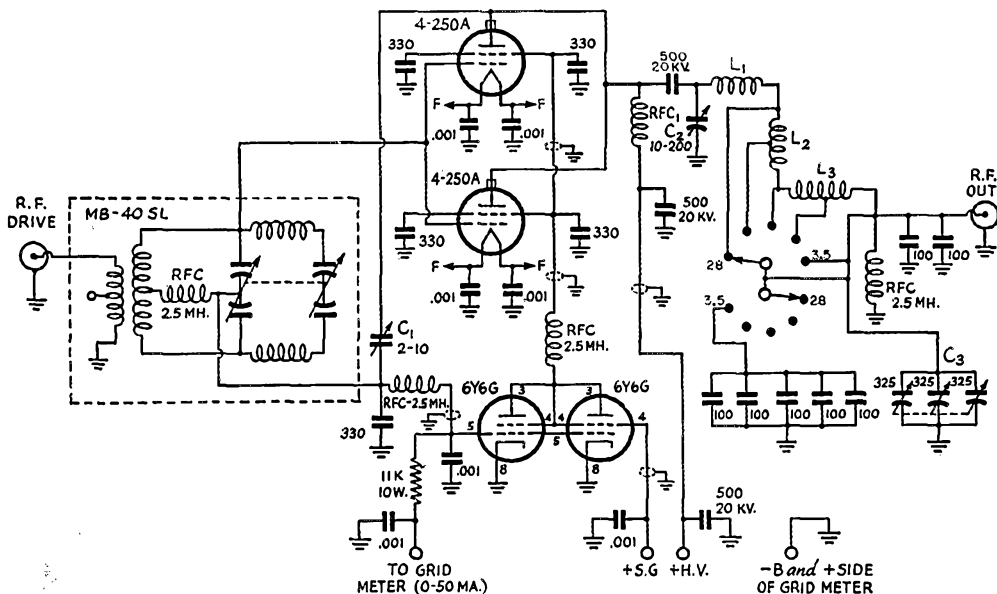


Fig. 1 — Circuit diagram of the parallel 4-250A amplifier.

- All 100- $\mu\text{f.}$ condensers are 5000-volt neg. temp. coeff. (Centralab type 850).
- All 330- $\mu\text{f.}$ condensers are 3000-volt disk ceramic (Erie type 3KV-331).
- All 0.001- $\mu\text{f.}$ condensers are 1500-volt disk ceramic (Aerovox HDV15-1000).
- All 500- $\mu\text{f.}$ condensers are 20-kv. ceramic (Centralab TV3-501).
- C₁ — Neutralizing condenser, 2-10 $\mu\text{f.}$ (National NC-800A).
- C₂ — 10-200 $\mu\text{f.}$ variable vacuum condenser (Jennings ACTS-200).

- C₃ — Three 325- $\mu\text{f.}$ variables in parallel (Hammarlund MC-325M).
- L₁ — 4 turns $\frac{3}{16}$ -inch copper tubing, $1\frac{1}{4}$ -inch inside diameter, length 1 inch.
- L₂ — 8 turns $\frac{3}{16}$ -inch copper tubing, $1\frac{1}{4}$ -inch inside diameter, $2\frac{1}{4}$ inches long, tapped at 3rd turn for 21 Mc.
- L₃ — 15 turns No. 12, $2\frac{1}{2}$ -inch diameter, 6 turns per inch (B & W type 3905), tapped at 6th turn for 7 Mc.
- RFC₁ — Plate choke (National R-175A).

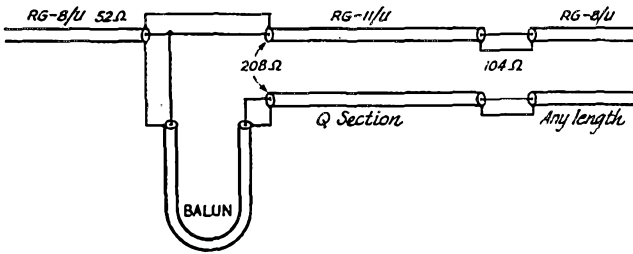


Fig. 2 — Q section and balun for matching coax pair to single coax. Lengths below are in feet, and represent the total length of cable in the case of the balun, and length of each Q "bar" in the case of the Q section:

Band	Balun	Q Section
3.5-4 Mc.	86	43
7 Mc.	45.4	22.7
14 Mc.	22.8	11.4
21 Mc.	15.3	7.7
28 Mc.	11.3	5.7

quency, and partly for TVI reduction.

For these padders the Centralab type 850 was chosen since each capacitor is rated at 6.3 amp. at 10 Mc., far more than is needed for the application. The temperature coefficient of this condenser is also good. A rise of 20 degrees Fahrenheit in temperature results in less than 1 per cent reduction in capacitance, and expressed as a change in loading this can be considered negligible. For the 3.5-Mc. band five of these condensers in parallel are switched into the circuit. Actually, any value between 0.0005 and 0.001 can be used since within this range the air capacitor can compensate to the operating value required in the loading condenser at 3.5 Mc.

The values of the disk ceramic capacitors chosen to by-pass the screens are fairly critical. They must be large enough to act effectively on the lower frequencies but not so large as to reduce the effectiveness of the screens when the amplifier is modulated. A value of 330 μ mf. each is about right.


Chassis Arrangement

Since simplicity was one of the prerequisites of the amplifier we had to provide complete shielding and isolation with a minimum of structural effort. The main chassis is 13 by 17 by 4 inches to allow plenty of room for the large filament transformer. This can be reduced to a 3-inch chassis if two of the Thordarson T21F06 transformers are used to supply the filaments of the 4-250As separately. The grid tank circuit and the two 6Y6s are included in a standard 12 \times 7 \times 3-inch chassis. On the right-hand side of the chassis deck is mounted a 13 \times 7 \times 2-inch chassis, and the back plate is a 12 \times 7 \times 2-inch chassis. Unneeded sections of these chassis can be cut away with little difficulty. As a cover, "cane" type aluminum radiator covering is used. The back plate and the cover are fastened with sheet metal screws, which if large enough can be fastened over and over again without damaging the thread in the aluminum chassis. A suitable screw is Type 410 stainless steel No. 8 \times $\frac{3}{8}$ roundhead Type A made by Industrial Steels, Inc., of Cambridge, Mass.

For complete shielding a discarded section of a chassis is fastened to the front panel in the center area so that the cover can be screwed to this angle for a good electrical contact. The front panel is then fastened to the framework of the lower chassis and the side shielding without the necessity for panel mounting brackets. For the sake of good electrical contact it is desirable to remove the paint from the back of the front panel before mounting. Some panels can be obtained without paint on one side.

Forced air cooling of the 2-450As must be provided in the chassis arrangement and may be obtained by mounting a small Barber-Coleman fan under each of the two tubes or in the side of the chassis. In this particular transmitter an external squirrel-cage fan is employed because of its low noise level, and the air is piped to a flange in the bottom plate of the main chassis. This cooling problem is a nuisance but cooling is absolutely necessary and can be done as described above without adding greatly to the weight of the unit if an external fan is employed. The tube sockets are mounted above the chassis with just enough clearance for the terminals to avoid shorting to the chassis deck. When heat-dissipating plate caps are used on the 4-250As it may be necessary to cut off the top one or two turnings to avoid danger of contact with the protective cover.

The front panel is arranged symmetrically. At the center is the counter-dial to record up to 14 turns of the variable vacuum capacitor. At lower left and lower right are National type AM vernier dials to control the grid tuning and plate loading, respectively. Upper left is the link control, and upper right the bandswitch, of which 5 positions are needed.




Close-up showing coil construction and mounting of the loading capacitors on the chassis below the switch frame. The harness for the plates is easily cut out of thin sheet copper with metal shears.

Wiring

All subchassis wiring is shielded and by-passed. The filament and screen leads that come through the chassis to the elevated tube sockets are by-passed at the sockets directly to the wire shields, which are grounded above the chassis. This part of the wiring is a little fussy and care should be taken to leave as little as possible of the wire unshielded. The r.f. wiring from half of the grid tank circuit to the two parallel tubes should be passed through small rubber grommets directly at the grid terminals of each tube. If the tube sockets are placed close to the grid tank compartment the section of these leads which lies within the plate tank compartment will be short. This is necessary to avoid regeneration.

Operation

Since the value of the coils has been predetermined, the tuning of this amplifier is almost like



Grid section. The two 6Y6s are included in this compartment. The swing-link drive shaft is pitched downward with two flexible couplings to make the front panel symmetrical.

that of a conventional single-ended final. If the load into which the amplifier is operating is resistive, the loading capacitor can be varied with very little detuning effect on the tank circuit. In fact, it operates very much like the link on a push-pull final. The following is a set of values which represents approximately a Q of 12-15 at 1 kw. input to cover the amateur bands 10 through 80 meters.

	Plate Capacitance in Use	Loading Capacitance in Use
28 Mc.	14 $\mu\text{f.}$	600 $\mu\text{f.}$
21 Mc.	26 $\mu\text{f.}$	730 $\mu\text{f.}$
14 Mc.	40 $\mu\text{f.}$	800 $\mu\text{f.}$
7 Mc.	90 $\mu\text{f.}$	1125 $\mu\text{f.}$
3.5 Mc.	160 $\mu\text{f.}$	1400 $\mu\text{f.}$

Stray capacitance may be estimated at some 10 $\mu\text{f.}$

As in all high-power amplifiers using valuable components, it is almost essential to have variable voltage available from the main power supply. Whenever switching is done from one band to another, even though the values are known pretty well in advance, it is desirable to start by tuning

with about 600 volts on the plate. The meters will show very readily when resonance is reached even at this low voltage and there is virtually no risk to the tubes. At full power the plates of the 4-250As will show very slight color and they should drive and load evenly without special provisions for isolation in either the screen or grid circuits.

The amplifier has proven most satisfactory for both 'phone and c.w., though it is usually used on 'phone.

Note on Antenna Coupling

In planning a pi-network amplifier for operation at WINWO, one deterrent was the fact that we use parallel RG-8/U as feeders for beam antennas on the 28-, 21- and 14-Mc. bands. When the amplifier was first designed we considered changing over the antenna feed to single coax but this was a difficult task involving reconstruction and retuning of the beams. The second thought was the use of balun coils which would have to be carefully switched or retuned from band to band. This seemed unwieldy, and finally the design of a coax balun with Q sections included did the trick. By this method the output of the transmitter passes through the low-pass filter and change-over relay, thence through an antenna switch to the individual balun and its associated antenna. The switch can be very simple so long as it is ceramic and can carry some 4 amperes at 400 volts.

As a practical matter, the balun connections can best be made with T-type coax connectors, thus bottling up the r.f. as a protection against TVI.

The balun section at the lower frequencies becomes a little bulky. It can be coiled loosely near the transmitter but should be kept reasonably well isolated from the driver stage either by shielding or by physical separation, as otherwise feed-back may result from the high power in this coil of coax. The Q -sections may, of course, become a part of the feeder line, simply connected to the RG-8/U at their 104-ohm output terminals.

OUR COVER

W7JIP, foreground, and W7OKV with W7OAY as assistant, test 10,000-Mc. gear used in setting American record reported on page 68. Details of equipment in June *QST*.

Late Report: Distance extended to 47.4 miles, a new world record, April 10th. (Photo by W7PPQ)

ARE YOU LICENSED?

- When joining the League or renewing your membership, it is important that you show whether you have an amateur license, either station or operator. Please state your call and/or the class of operator license held, that we may verify your classification.

A 40-Watt Amplifier for 220 Mc.

High Efficiency with a New Dual Beam Tetrode

BY EDWARD P. TILTON,* WIHDQ

• February *QST* carried a description of a simple crystal-controlled transmitter for 220 Mc. good for about 10 watts input. Here is the next step up the 220-Mc. ladder: a 40-watt amplifier that operates at surprising efficiency considering the frequency.

FOR operation at very low power levels the 220-Mc. enthusiast can get by quite nicely with inexpensive receiving tubes in his transmitter. The dual-triode line-up described in February *QST*¹ is an example of this approach. To run more power, however, he must invest in tubes designed specifically for transmitting applications. Because operation above 200 Mc. or so places some rather special demands on tube design, his choice is quite limited. There are not many tubes available that work well on 220 Mc.

One of the first requirements of a transmitting tube for 220 Mc. is that it be easy to drive. The necessary excitation is not easily developed at this frequency, so an amplifier that will operate with no more than a few watts output from the exciter is a must. The exciter may well use small triodes, as did the rig previously described,¹ but to build up the power level we almost have to go to some of the low-capacitance dual tetrodes. The 832A has been the work horse in this field, particularly in the early postwar years when it was available cheaply on the surplus market. The 829B is usable, but its much higher drive requirements and its relatively poor efficiency above 150 Mc. make it something less than ideal.

Two newer dual tetrodes designed especially for v.h.f. and u.h.f. amplifier service are the AX-9903 and AX-9910 by Amperex. These tubes are also known by their RETMA numbers, 5894 and 6252, designations that will be used hereafter in this discussion. As the result of refinements in design these tubes handle approximately the same power levels as the 829B and 832A, respectively, but at higher frequencies. For 220- and 420-Mc. amateur work, particularly, they are more effective than their elder brothers in the twin-tetrode family.


The amplifier pictured herewith was designed for the newer and smaller of these tubes, the 6252. An 832A may also be used, at slightly lower input, by shortening the plate lines a half inch or so. If the output from the driver stage is sufficient, the 5894 may also be used effectively, though alteration of both the grid and plate cir-

cuits will be required. As shown, the amplifier takes up to 40 watts input safely, and operates at better than 50 per cent efficiency.

Driver Requirements

Consulting the manufacturer's typical operating conditions we find that either the 6252 or the 832A requires less than 0.2 watt of driving power. This figure can be misleading, however; to get the 2 ma. grid current at 50 to 80 volts bias needed for the 6252 may call for a driver output of several watts, plate-circuit and coupling efficiencies being what they are at 220 Mc.

The three 12AT7s in the February *QST* rig will just about do the job, and the first tests were



A 40-watt amplifier for 220 Mc. using the new 6252. An 832A may be substituted by shortening the plate line. Plate lines, by-pass capacitor and top plate are made of sheet copper. Note mounting of the tube socket above the chassis. The small trimmer in the center is the variable screen capacitor.

made on the 6252 amplifier using the 12AT7 rig as a driver. To check the effects of having more drive available, a modification was made in the exciter that may be of interest to builders of that rig, even though they may not be constructing the amplifier shown here.

There are several dual triodes available for various receiving and TV applications. One that had escaped our notice previously was the 12BH7, a husky bottle with a plate dissipation rating of 7 watts, compared to a maximum of 5 watts for the 12AT7. This offered the prospect of somewhat more output from our exciter, if its larger structure would not impair its efficiency on 220 Mc., compared to the 12AT7.

The base connections are the same for both tubes, so a 12BH7 was substituted in the final


* V.H.F. Editor, *QST*.

¹ "Crystal Control on 220 Mc.," Tilton and Southworth, February, 1954, *QST*, p. 16.

having a combined thickness of about 0.040 inch. This was obtained by cutting two sheets from a heavy plastic parts bag. Sheet mica or lucite may also be used, as the r.f. insulating qualities of the material are not important. The by-pass plate is held fast to the base by a 4/40 screw. This passes through a $\frac{5}{16}$ -inch hole and is held centered therein by a fiber washer with a nut and soldering lug on the bottom side.

The screen-dropping resistor is made by paralleling two 33,000-ohm 1-watt resistors. It and the grid resistor are brought to the two terminals of a tie-point near the middle of the chassis. Power is brought in on an 8-pin fitting, with provision for metering the plate, screen and control grid currents, as shown in the schematic diagram. It is well worth while to meter all these circuits continuously, if meters are available, but the metering may be dispensed with by running jumpers between suitable terminals in the plug attached to the power cable.

No neutralization of the crossover variety was found necessary. Instability was present when a fixed value of screen by-pass capacitance was used, so a small trimmer was connected between screen and ground. This is visible in the top view, at the right edge of the tube socket. Its cold end



Bottom view of the 220-Mc. amplifier. The grid tank circuit is at the left. The two paralleled resistors are in the screen circuit. The insulated B-plus feed-through is at the right.

is supported on a $\frac{1}{8}$ -inch brass sleeve, to prevent the adjusting screw from touching the base plate.

The only work required on the case is to file out a section of the folded-over edge at the rear, to clear the power fitting, and the cutting of a hole in the left end to pass the link from the driver stage.

Adjustment and Operation

Putting the amplifier into service is done most readily if a grid-dip meter that will work at 220 Mc. is available, but it is by no means necessary. The first step is to resonate the grid circuit. This is done with the unit out of the case, by sliding the short on the grid inductance along until a dip is found with the grid-dip meter at or near the middle of the 220-Mc. band. The short is then soldered in place. If no grid-dip meter is avail-

able, drive should be applied from the exciter, and the length of the grid line adjusted for maximum grid current. With no plate voltage applied, and with 250 volts on the exciter, it should be possible to develop 3 to 4 ma. grid current.

Now mount the unit on the base and apply drive again, but no plate voltage. Tune the plate circuit for a sign of change in grid current. If there is a downward kick, adjust the screen trimmer, C_1 , until the dip disappears. There may be a slight rise in grid current at resonance, but there should be no downward flicker.

When this condition has been achieved, apply plate and screen voltage, as shown in the diagram. It is well to start with 250 volts or less, until proper operation is assured. Tune the plate condenser, C_2 , for minimum plate current. Now connect a lamp load to the output terminal. The load can be a 15- to 25-watt lamp for the first checks. Solder stiff wires to the center contact and to the screw portion of the lamp base, and insert these wires into J_3 , or connect them to a 300-ohm line plug and insert that in J_3 . Retune the plate circuit for minimum current, which should coincide with maximum brilliance in the lamp load.

Now check for stability. Watching the grid current, remove plate voltage from the exciter output stage. With no drive present, the plate current of the 6252 should rise and the grid current should disappear. If some grid current remains, recheck the setting of the screen trimmer, leaving it at the point where grid current drops out. Do not operate the amplifier for more than a few seconds at a time in this condition.

The amplifier is now ready for testing at full power. Change the load lamp to 40 watts, increase the voltage on the driver stages, if necessary, to bring the grid current up to at least 3 ma. with no plate and screen voltage applied. Apply the full plate and screen voltage you intend to use, either directly, or in gradually-increasing steps. Adjust the position of the coupling loop for maximum output indication, retuning the plate circuit as this is done. With 400 volts applied the output should be around 20 watts, as indicated by slightly less than full brilliance in a 40-watt load lamp. Actually, lamps are none too good as loads at 220 Mc., but they will serve for a rough check.

During all the test procedure, watch the tube closely. Should there be a purple glow down between the tube elements, decrease the plate voltage at once as the tube is running too hot, even if the plate does not show color. Watch closely, also, for any gradual change in meter readings, as this is an indication of tube heating that is almost certain to have harmful effects if allowed to continue. If everything is operating properly, however, the tube should run conservatively at 400 volts on the plate. Lab tests have been made at up to 600 volts, and inputs in excess of 60 watts without harmful indications developing. The recommended maximum operating condition at 220 Mc., however, is 400 volts

(Continued on page 120)


Cascaded Half-Lattice Crystal Filters for 'Phone and C.W. Reception

Installation in the SP-110X Receiver

BY HOWARD L. MORRISON,* W7ESM

THE improvement in receiver selectivity obtained by a single half-lattice crystal filter,^{1,2,3} together with the published selectivity characteristics of some of the newer commercial receivers, were incentives for trying a cascade arrangement in the main receiver at W7ESM — a prewar Super Pro. Despite its age this model of the Pro is an effective ham receiver without any modifications, as long-time owners or those who have acquired them as war-surplus items know. Its variable coupling in the i.f. amplifier provides good skirt selectivity in the minimum-bandwidth position. Consequently, even though the installation of a two-stage half-lattice filter produces a 'phone selectivity charac-

• Cascaded half-lattice crystal filters will give selectivity comparable with that obtainable by the best of other current methods — at negligible cost, so long as surplus FT-241A crystals continue to be available. In this article W7ESM describes such a filter as installed in a Super Pro; the application to other types of receivers should be fairly obvious once the details given here are understood.



Front panel of the receiver with the new filter arrangement replacing the original crystal filter. The switch mounting plate is slightly larger than the former one, but the four screws are in their original positions. The original bandwidth control in the lower left-hand corner has been "blacked out" since it has been fixed in position during the alignment process.

teristic which compares favorably with those obtained by mechanical filters or 50-kc. i.f. systems, the improvement in this particular receiver is not as startling as might at first be expected. However, there is a noticeable improvement in readability when the QRM is really rough. In the absence of QRM, better readability is often obtained on a.m. signals with the filter switched out, for reasons recently

* Mount St. Michael's, Spokane 28, Wash.

¹ Morrison, "Phone Selectivity for the BC-312," *QST*, February, 1954.

² Good, "A Crystal Filter for 'Phone Reception," *QST*, October, 1951.

³ Titt, "A Dual-Crystal Q5-er," *QST*, September, 1950.

⁴ Grammer, "The A.M. Equivalent of Single Sideband," *QST*, January, 1954.

given by George Grammer.⁴ On c.w. both skirts of the selectivity curve are steep, and the operation is more "single-signal" than that of conventional crystal filters. The filter circuit herein described can be applied to other receivers, possibly with more beneficial effect.

Mounting

The photos show how the filters squeeze into the space occupied by the original filter. There are two cascaded filters, one for 'phone with a nose bandwidth of 3 kc., and one for c.w., considerably sharper. Two crystals are common to both 'phone and c.w. filters so that six crystals do the work of eight. A three-position switch selects either filter, or straight-through operation. Even though the spacing of the two gangs of the switch was cut down, the mounting plate extended about an eighth inch beyond the front panel, so a second plate, with a hole in it large enough to recess the front of the switch, was used to fill the gap. Both plates were cut from the front panel of a BC-375 coil drawer. A thin piece of aluminum (from an old home-recording disk) shields the two sections of the switch from each other and is also sandwiched in between the two small boxes which contain and shield the three crystals associated with each of the two i.f. stages. A small angle is bent along the bottom edge of this piece so as to shield the leads from the first i.f. transformer to the first switch section from the wiring of the second switch section immediately above. This amount of shielding might seem scarcely enough, but no amplifier instability or adverse effects on the selectivity characteristic were noted.

Circuit

The basic filter circuit for each stage is that of Bill Good, W2CVI.² The inductance in the Pro i.f. transformers is enough to allow the low-C tuned circuits which are necessary for half-lattice filters, as has been pointed out.¹

The complete circuit is shown in Fig. 2. Balanced-to-ground i.f. transformer secondaries are obtained by sawing off all but three rotor plates of the original tuning condensers and adding additional condensers as shown.

Early tests revealed that the i.f. tank circuits would drift out of alignment as the set warmed up — an effect evidenced by the flat top of the selectivity curve becoming tilted. The combination of negative and zero temperature coefficient tank condensers specified in Fig. 2 sufficiently minimizes this effect for practical purposes. The purist might want to add more negative coefficient condensers to all of the i.f. tank circuits, since the drift in alignment is due to the all-brass variable condensers used in this model of the Pro. However, getting inside the i.f. transformers and reassembling them, especially those with variable coupling, is no fun.

The original first i.f. transformer can be used by removing the inner shield can which contains the primary circuit, and relocating both primary and secondary coils by fastening their mounting boards to the outer edge of their respective ceramic supports. The latter procedure increases the mutual inductance and also permits 180-degree rotation of the trimmers. The link-coupling coils associated with the original crystal filter circuit can be left in place, but must be completely disconnected. There is ample room for the additional mica and ceramic condensers on the coil boards. The second i.f. transformer has only the secondary (upper) coil remounted as just described. (A tip on reassembling this transformer: Wrap several turns of string around the upper end of the guide rod so as to hold back the long compression spring until the rod is again

in place; the string then can be pulled out with a little persuasion.) While both i.f. transformers are apart it will make future alignment easier by marking the trimmer adjustment nuts in some way so as to indicate the position of the rotor with respect to the stator.

The shielded pair leading to the filter from the second i.f. transformer, along with the low-capacity grid leads for the first and second i.f. tubes, can be seen in the back-view photo. Up to 10 μf . capacity in the grid leads doesn't do much to the filter except lower the gain; larger capacity will lower the terminating impedance of the filter, and may affect the selectivity characteristic. Auto-antenna lead-in cable is very practical for this use, but since none was at hand "home-brew" low-capacity leads were used. Ordinary shielded wire or the RG types of coax cable are not suitable in this case.

Two-pole switches must be used in each filter stage in order to disconnect completely the unused crystal and prevent irregularities in the selectivity characteristic.

Crystal Trimming Capacity

With filters in cascade, crystal trimming capacity is not as critical as with a single stage. This can be seen by taking the example of a half-lattice filter with enough excess capacity across the higher frequency crystal to produce side lobes only 30 db. down from reference level — a condition easily brought about by an extra micromike or two.¹ If two such filters are cascaded the side lobes would be 60 db. down, because the second stage responds 30 db. less to the side lobes produced by the first stage than it does to the first stage's peak. Hence in cascaded filters we can use relatively large trimming capacity to produce steeper skirts without introducing large side lobes as in the case for a single-stage filter. Trimming capacity is used only in the 'phone filters, as indicated in the diagram, and consists of one loop of hook-up wire in each stage as shown in the photos.

Crystals

Surplus FT-241-A-series crystals are used, each whose labeled frequency is the 72nd harmonic of the crystal frequency and can be directly used in the 'phone filters because alternate channels are 2.8 kc. apart; the selectivity curve will then be about 0.3 kc. wider than that shown in Fig. 1. Crystals in the 54th-harmonic series can be used, but must be shifted by plating or grinding so that they are at least 2.5 kc. apart; the nominal 1.9-kc. spacing of adjacent channels in this series is too narrow for a satisfactory 'phone bandwidth when cascaded filters are used, and the 3.8-kc. spacing of alternate channels is too wide. However, crystals in this series can be used in conjunction with those of the former, as shown in the first arrangement of Table I, to provide reasonable bandwidths for both 'phone and c.w. without requiring any crystal modification. This particular set of crystals also brackets the 465-kc. receiver i.f. very nicely; if a set of

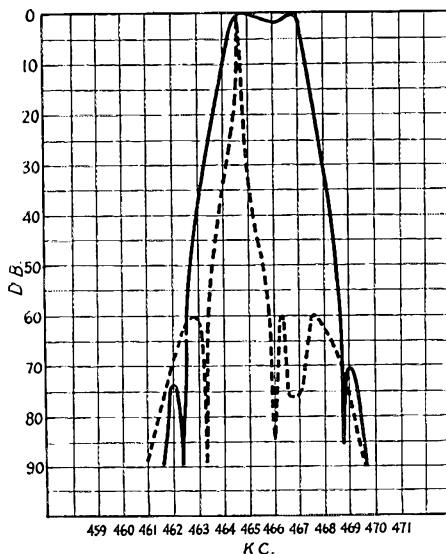


Fig. 1 — The solid curve shows the i.f. selectivity with the filter switched to the 'phone position. The bandwidth is 3.0 kc. at 6 db. down, and 6.1 kc. at 70 db. down. The dotted curve is for the c.w. position, and is 110 cycles wide at 6 db. down, 370 cycles at 20 db., and 1320 cycles at 40 db.

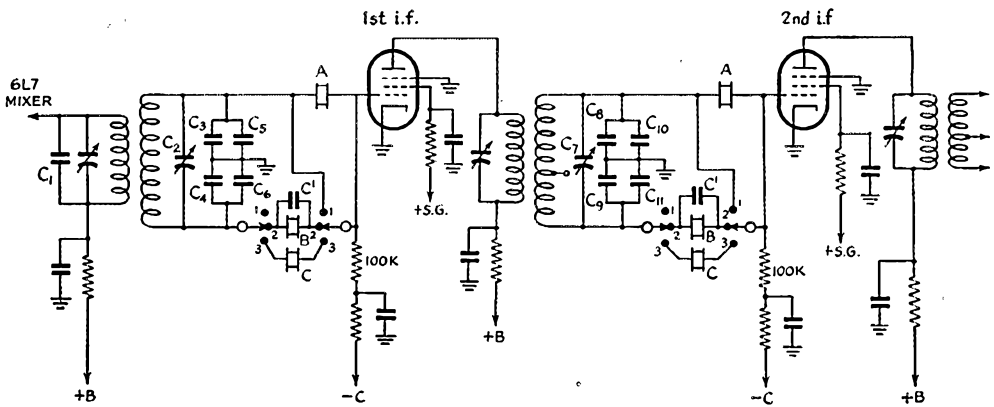


Fig. 2 — Circuit of cascaded half-lattice crystal filters as applied to the i.f. amplifier of the SP-110X. Unmarked components as in original receiver.

A, B, C — See Table I.

C₁ — 25- μ f. ceramic, negative temp. coeff. (N750 type).

C₂, C₇ — Original condensers with all but 3 rotor plates removed.

C₃, C₄, C₈, C₉ — 47- μ f. ceramic, negative temp. coeff. (N750), 5 per cent tolerance.

C₅, C₆, C₁₀, C₁₁ — 100- μ f. zero temp. coeff. ceramic (NPO), or silver mica, 5 per cent tolerance.

C' — Crystal trimming capacity. See text.

Switch — 2-gang with 2 poles and 3 positions per gang.

Switch position 1: filter out

“ “ 2: 'phone

“ “ 3: c.w.

crystals is used which has the desired frequency separations, but does not bracket the original i.f., it will be necessary to touch up the r.f. alignment if the calibration of the main tuning dial is to be held. Realignment of the head end is not a bad idea anyway, especially in the case of a receiver which has been in service a good many years. The arrangements listed in Table I are representative only; other combinations can be used by shifting crystals with the methods

of plating and grinding described in detail in a previous article.¹

C.W. Selectivity

The c.w. selectivity of our receiver, shown in Fig. 1, will probably be considered too sharp by many; its 110-cycle nose bandwidth is the result of a 0.3-ke. separation between crystals A and C. Certainly, such sharpness is not very well adapted to the slight backlash in the tuning

TABLE I
Some Possible Crystal Arrangements

Crystals A		Crystals B		Crystals C		B-A Kc.	'Phone bandwidth at 6 db. down	C-A Kc.	C.W. bandwidth (estimated)	
Channel	Kc.	Channel	Kc.	Channel	Kc.					
1.	334	463.9	336	466.7	51	464.8	2.8	3.3 kc.	0.9	800 cycles
2.	334	463.9	336	466.7	51 shifted 0.4 kc. higher than crystal A		2.8	3.3 kc.	0.4	150 cycles
3.	333	462.5	335	465.3	50	462.9	2.8	3.3 kc.	0.4	150 cycles
4.	335	465.3	337	468.0	51	464.8	2.5	3.0 kc.	0.9	800 cycles
	shifted 1.4 kc. lower		shifted 2.5 kc. higher than crystal A							
5.	51	464.8	52	466.7	51	464.8	2.5	3.0 kc.	0.6	400 cycles
	shifted 0.6 kc. lower									


Crystal frequencies are nominal, and are for parallel resonance (labeled frequency divided by 72 for the 300-series channels, and by 54 for the 50-series channels). The series-resonant frequencies of the actual crystals used must be measured, and the difference frequencies, B-A and C-A, must be as listed above in order to obtain the listed bandwidths. The above frequency shifts can be readily obtained by plating the crystals as explained in a previous article.¹ Many other combinations are possible by grinding crystals to increase their frequencies. A method of grinding is given in the same article.

If the 110-cycle c.w. bandwidth shown in Fig. 1 is desired, C-A should be 0.3 kc.

mechanism, nor to the amount of h.f.-oscillator drift in the SP-110X; however, there are times when these shortcomings can be tolerated in the interests of separating a wanted signal. If further operation indicates that a wider bandwidth is more practical, it will be relatively easy to replace the *C* crystals with some a few hundred cycles higher in frequency. Some ringing also can be expected with such a narrow bandwidth, but it can be minimized by operating the receiver with high audio and low r.f. gain.

Alignment


The crystals are measured and modified as may be necessary, according to methods detailed in a prior article.¹ Since there is little difference in aligning either a one- or two-stage half-lattice filter, the procedure and test equipment also described in that article can be used. In this case make the following preliminary settings: filter switch to 'phone position, bandwidth control (variable i.f. coupling) to 3.7, a.v.c. switch to MANUAL, b.f.o. switch to MOD, SENSITIVITY (r.f. gain) between 3 and 4, bandswitch to one of the higher-frequency bands, audio gain to zero, h.f. oscillator tube out, high-impedance d.c. voltmeter (v.t.v.m. on 10-volt scale, or 20,000 ohms/volt meter on 2.5-volt scale) across



the rear view with the aluminum box which contains the three crystals in the second stage removed. The second switch section is directly beneath the middle crystal, which is the second *B* crystal. The loop of wire around one prong of this crystal is the trimming capacity for the second stage. The lowest shielded lead comes through the plate which shields the two switch sections, and goes to the grid of the first i.f. tube; it consists of large-diameter varnished tubing with a small-sized hook-up wire inside to keep the capacity low. The center shielded lead is for the connections to the secondary of the second i.f. transformer. The upper "pipe" is a low-capacity lead to the grid of the second i.f. transformer, and has its center conductor supported by a ceramic bead at each end. Auto-antenna lead-in cable would be satisfactory for the two low-capacity leads. The second-i.f. grid resistor, partially covered with varnished tubing, is visible near the dial.

second detector load resistor (PHONO terminals), and signal generator midway between the series-resonant frequencies of crystals *A* and *B*. Clip the signal generator through a blocking condenser to the grid of the third i.f. tube and adjust the trimmers of the fourth and fifth i.f. transformers for maximum output. Next clip

the generator to the grid cap of the second i.f. tube, adjusting the third i.f. transformer, and so on until the generator is connected to the grid of the 6L7 mixer, and the first i.f. transformer aligned. Then tune the generator between 460 and 470 kc. and note the two peaks of maximum output; the frequency exactly midway between them is the final alignment frequency, and all the trimmers in the amplifier should be touched up with the generator at this frequency and connected to the grid of the 6L7. Go over the



Showing the first switch section. The two wires leading downward in the lower left corner are from the first i.f. transformer. The loop of wire in the upper left corner is the trimming capacity for the first *B* crystal, whose prongs are just visible in the upper right corner. The first *A* crystal is to the right, out of view. The two screws above the panel opening support the crystal boxes as shown in the rear view. A 3-pole 3-position switch, with one pole unused, is shown.

entire series two or three times and again check the two peaks; they should match within a few per cent, and the dip between should not be down more than 20 per cent of peak. In Fig. 1 the dip is 15 per cent down, or 1.5 db. If the dip is greater than 20 per cent, reduce the i.f. transformer mutual inductance by turning the bandwidth control counterclockwise a little, and repeat the amplifier. If there is little dip, with the peaks scarcely noticeable, so as to make a sharp-nosed selectivity curve, increase the mutual inductance. (If a receiver with fixed i.f. coupling is being modified, mutual inductance can be reduced by sliding the coils apart, or by a shorted turn of heavy copper wire around the form midway between them. If the transformer has tank capacity greater than 100 $\mu\text{mf.}$, mutual coupling can be reduced along with the *C/L* ratio by means of an additional coil in series with each secondary as previously explained.) If one of the peaks is greater than the other, the response can be leveled by slightly readjusting some of the trimmers so as to favor the lower peak. For example, if the low-frequency peak is down, some of the trimmers can be set a little (very little!) higher in capacity than the setting which provides maximum output at the alignment frequency. The final alignment adjustments should be made only after the set has had plenty of time to reach normal operating temperature.

(Continued on page 122)

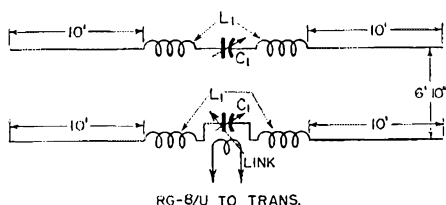
A Compact Two-Element Beam for Twenty

Center Loading for Restricted Space

BY CARL M. GETTER,* W1M1J

WHEN DXing with low power, a few db. can mean the difference between snagging or missing a rare one. After missing too many of these, it was decided to try a two-element beam. However, a radius of only a little over 10 feet was available. It was decided to see what could be done with shortened elements loaded at the center.

The general idea is shown in Fig. 1. Each of the two elements, radiator and reflector, is made up of two sections of $\frac{1}{2}$ -inch aluminum tubing 10 feet long.



RG-8/U TO TRANS.

Fig. 1—Schematic of the center-loaded 20-meter beam antenna. The tuning condensers, C_1 , are 100- μf . variables. Each of the loading coils, L_1 , consists of 8 turns No. 8 wire, $3\frac{1}{2}$ -inch diameter, $4\frac{3}{4}$ inches long over all, with a $\frac{3}{4}$ -inch space at the center. The link for the driven element has 3 turns. B & W HDVL-20 coils were used (inductance approximately 7 μh).

The loading coils each side of center are B & W HDVL-20. The one in the driven element has a 3-turn plug-in link for coupling the RG-8/U line to the array. Each element is tuned by a 100- μf . variable condenser with 0.07-inch (or greater) plate spacing. The spacing between elements is 0.14 wavelength, and the parasitic element is tuned as a reflector, because this arrangement proved to be less critical in adjustment.

Construction

The completed beam is shown in the photograph. As Fig. 2 indicates, the boom is made up in ladder fashion. A 12-inch-square piece of $\frac{3}{4}$ -inch exterior plywood supports a pair of 2×2 s 7 feet long.

These 2×2 s are spaced apart by $\frac{3}{4}$ -inch dowels at intervals of 1 foot. Holes 1 inch deep are bored in the 2×2 s and the dowels glued in place, using "Weldwood," or similar waterproof glue. Pieces of exterior plywood 12 inches square also are used at the ends of the boom to provide a mounting for the element supports.

A 1-inch hole is bored in the middle of the center plywood piece, and a 1-inch pipe flange (bored through from the bottom side to allow the threaded end of the rotating pipe to pass through) is lined up with the hole, on each side of the

* 185 Early St., Providence 7, R. I.

• W1M1J hasn't let space restrictions keep him from the benefits of a rotating beam for 20-meter DX. In this article, he describes a compact center-loaded two-element array that has "made the elusive ones less elusive."

plywood. The flanges and plywood are clamped together with bolts through the flange mounting holes. A threaded pipe cap is placed over the end of the rotating pipe where it protrudes from the upper flange.

Fig. 3 is a sketch of the element supports. Both are identical. Each consists of a pair of $1\frac{1}{4} \times \frac{1}{4}$ -inch lath or lattice wood, 7 feet long, spaced by $1\frac{1}{4}$ -inch blocks of 2×3 pine. The block at the center is 12 inches long to match the plywood at the end of the boom. I used $\frac{1}{4}$ -inch galvanized bolts to clamp the assembly together.

Fig. 4 shows a sketch of the method of insulating the elements. The two large stand-off insulators are fastened to adjacent spacing blocks in the element supports. Spanning these is a 4×8 -inch sheet of $\frac{1}{4}$ -inch polystyrene on which is centered a third stand-off insulator to which the aluminum-tubing elements are fastened. Each of the two beam elements has four of these insulator assemblies, two each side of center. The insulators should be of the type with a metal base clamp, such as the Johnson type 62 or 66; ceramic-base insulators crack too easily. The banana plugs are removed from the coil jack bars, and brass bolts

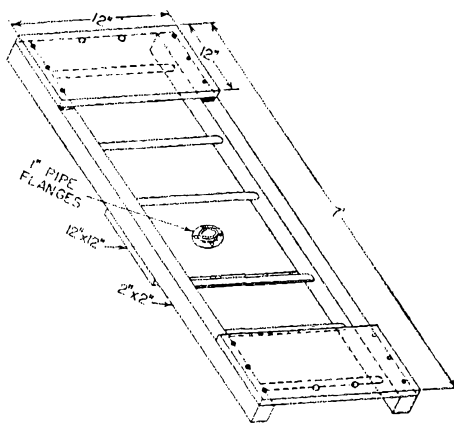



Fig. 2—Sketch showing the construction of the boom. The pipe flanges at the center thread onto a 1-inch rotating pipe. The holes in the end pieces should match up with the holes in the center blocks of the element supports in Fig. 3.

WIMU's center-loaded beam is mounted on a 5-foot TV tower. The boom is only 7 feet long, while the elements have an over-all length of only 20 feet. The assembly is light enough to be turned with a TV rotator. A rotating guy-wire ring (Crown Mfg. Co.) is used as a bearing for the pipe at the top of the tower.



substituted at the centers and ends. Each coil is fastened between the inner ends of the element sections, by means of the end bolts. The ends of the aluminum tubing are flattened out and drilled to take the bolts.

The tuning condensers are mounted on stand-off insulators in metal weatherproof boxes. Connections to the coils are made through feed-through

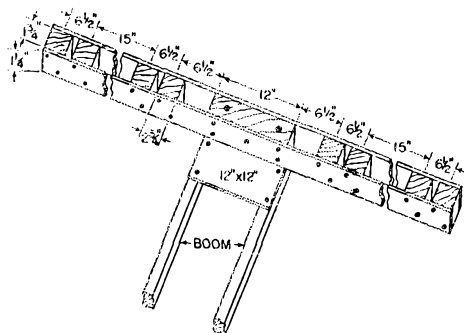


Fig. 3 — Sketch showing the detail dimensions of the element supports mounted at each end of the boom. Drawing is not to scale.

insulators in the tops of the boxes. Insulated couplings bring the tuning shafts out of the bottoms for easy access. The coils are unprotected, but only slight detuning occurs during rain or snowstorms.

After the beam was completed, the entire wood structure was given two coats of good-grade deck paint, and all metal parts were covered with zinc chromate to minimize corrosion.

The completed beam weighs only 36 pounds, and a Radiart TR-2 TV-antenna rotator handles it very easily and should give long trouble-free service. This rotator, of course, is equipped with a direction indicator, and it requires only 40 seconds for a complete revolution.

Adjustment

Tuning the beam is a simple matter, since all it involves is turning the two knobs. Set the

transmitter at the center of the desired operating range. (The beam will load over a range of about 120 kc. without retuning.) Push the link of the driven element about three quarters of the way in, so that full control of the loading will be possible from the transmitter end. Either a field-strength meter, or a receiver with an S-meter, a few miles away (with some form of communication between the two points) will provide suitable indication of adjustment. The beam is pointed at the indicator, and the connections to the reflector coil and condenser are opened while the driven element is tuned for maximum intensity. The connections to the reflector are then completed, and this element also tuned for maximum. Then the driven element is touched up for maximum. When the reflector was resonated, a jump of four S points was reported at the receiving point two miles away. A decrease of three S points was reported when the beam was tuned with its back

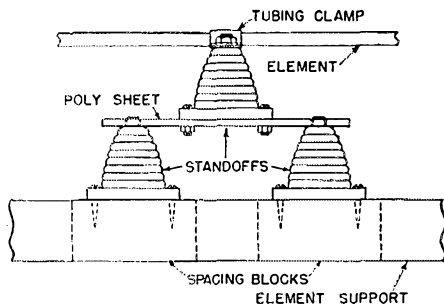


Fig. 4 — Four of these insulator assemblies are mounted on each of the two element supports, as shown in the photograph.

toward the receiving point. No attempts were made to measure the actual gain or front-to-back ratio. The jump in S-meter reading was enough to satisfy all concerned that the array was "beaming." DXCC was made soon after putting up the beam, and the elusive ones became less elusive. It made the 125-watt c.w. rig feel like a California kilowatt. Try one!

The VP (Vest Pocket) Beam

A 20-Meter Array with 10-Meter Dimensions

BY JERRY HEMMEN,* W0VZC, AND WYMAN PIGG,** W0QFG

• Hard on the heels of W1MJ's story (pages 25-26) on his compact 2-element beam came this description of a 3-element job that is even smaller! This array has been given a thorough workout by several hams in the Midwest and elsewhere. The performance of the VP in restricted space is reflected in the enthusiasm of all who have tried it.

WHAT are you using for an antenna on twenty meters? If you are using a dipole, or a simple long wire, because you are pressed for space or other restrictions, here is a simple solution.

The VP Beam is a result of two years of experimentation. Those who have built the beam from specifications given here report that it far outperforms a dipole, and often approaches the results obtained from a full-sized beam on both short skip and DX. Checks with local and distant stations show a front-to-back ratio of 20 to 28 db. and, on receiving, discrimination against unwanted signals is adequate. The construction of the beam is strong enough to withstand heavy winds, yet sufficiently light in weight to be easily rotated with a TV type rotator. And, best of all, the elements are no longer than those of a 10-meter beam.


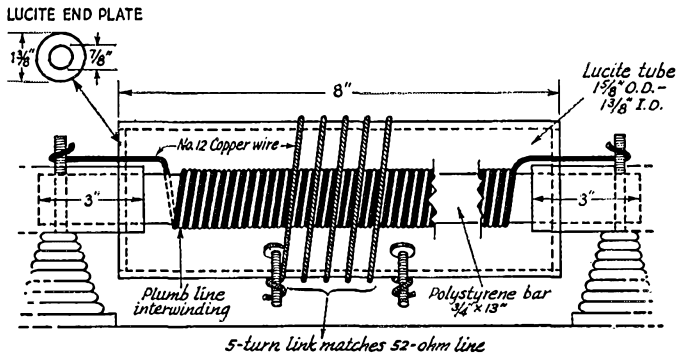
Loading Coils

After you have assembled the necessary materials (see list of materials), it is suggested that you start by winding the three coils. The polystyrene rods on which the coils are wound are $\frac{3}{4}$ by 13 inches. Three inches of each end are inserted into the $\frac{7}{8}$ -inch aluminum tubing, as shown in the sketch of Fig. 1. This leaves 7 inches

* 5940 Bartmer Ave., St. Louis, Mo.

** 2402 South 13th St., St. Louis 4, Mo.

Fig. 1 — Detailed sketch of the loading and coupling coils at the center of the driven element, and its mounting. Similar loading coils (see text) are used at the centers of the director and reflector.



W0FBT making a check on his copy of the Vest Pocket 3-element beam.

of rod for winding the coil and interwinding the plumb line (sometimes known as chalk line) which is about the same diameter as No. 12 wire. Drill a small hole to accommodate No. 12 wire, $3\frac{1}{2}$ inches from each end of the rod, to serve as anchor points for the coil winding. Allow sufficient length for the connection to the element.

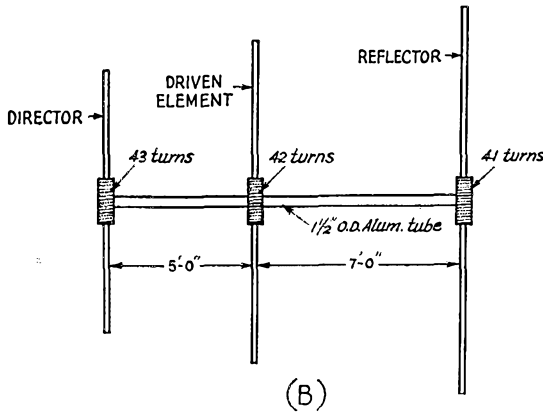
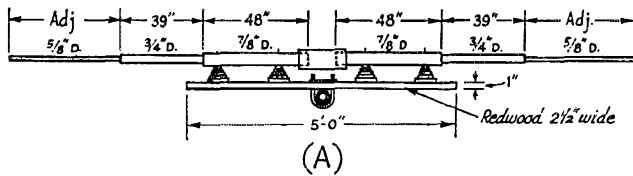


Fig. 2 — A — Side view of a typical element. B — Top plan of the beam showing element spacing and loading-coil dimensions. Elements are made of aluminum tubing. Construction of the loading coils and adjustment of the elements are discussed in the text. Mounting of the boom is shown in Fig. 3. End-section lengths of 41 inches for the reflector, 40 inches for the driven element, and 10 inches for the director will be close to optimum.

The coils should be sprayed with Krylon, and covered with plastic electrical tape, then sprayed again. The plumb line provides even turns spacing for the coils, and adds rigidity to the unit.

Elements

The aluminum tubing required for the elements is as follows: two 12-foot lengths of $\frac{3}{8}$ -inch o.d., two 12-foot lengths of $\frac{3}{4}$ -inch o.d., and two 12-foot lengths of $\frac{5}{8}$ -inch o.d. tubing. For good telescoping, element wall thickness of 0.058 inch is recommended. Cut each length into 4-foot sections. This not only allows for sufficient length in tuning, but adds to the rigidity of the completed element. Sketch A (Fig. 2) shows a complete element assembly. The ends of the tubing sections should be slotted to permit adjustment, and secured with clamps, so that the joints will not work loose in the wind. Perforated grounding clamps can be used for this purpose.

You are now ready to mount the element tubing on the redwood crosspiece. This piece is 5 feet long, 2 1/2 inches wide, and 1 inch thick. The stand-off insulators should be placed, one near

each end, while the two inner insulators should be placed 5 1/2 inches each side of center. The element may now be marked and drilled as shown in the sketch.

After the holes are drilled, the coil assembly will be placed in the center. Mark and drill the polystyrene rod. When inserting the polystyrene rod into the tubing, be sure to place the lucite end plate over the element end, because it will not pass over the coil winding later. File a small notch in the end plate to allow the No. 12 wire to pass through. Mount and secure the first half of the element to the crosspiece. Then slip the plastic shield and lucite end plates over the coil. Insert the remaining element sections. Now the element may be secured to the stand-off insulators. The lucite end plates are secured to the shield with three self-tapping screws.

You now have a complete typical element as shown in Fig. 2A.

Boom

Once the elements are finished, you are ready for the beam assembly. The boom for the

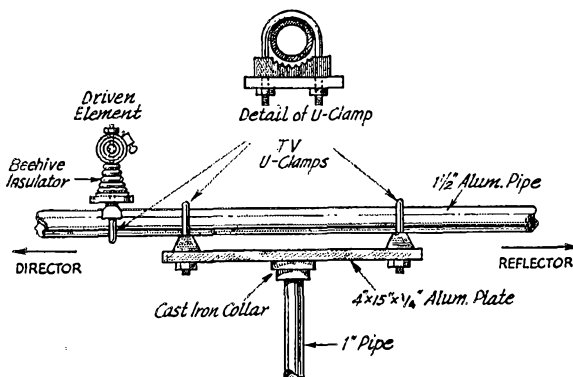



Fig. 3 — Detailed sketches of boom and element mounting. Beehive insulators—Birnbach 4176, or similar.

VP beam is a 12-foot length of 1½-inch o.d., 0.125-inch wall 61 ST aluminum tubing. The boom-mounting plate consists of a 15-inch piece of aluminum plate 4 inches wide and ¼ inch thick. Secure to the bottom side of this plate a



Close-up showing the loading and coupling coils at the center of the driven element. The loading coils in the parasitic elements are similar, minus the coupling coil.

1-inch galvanized pipe flange, and thread into the flange an approximate 2-foot piece of 1-inch pipe for mounting on a TV-type rotator. See sketch of Fig. 3.

The beam can be assembled either on the ground or in its permanent position. After the boom is mounted on the rotator, slip the driven element on to a position 5 feet from one end.

Materials List for VP Beam

- | | |
|-----------------------------------------------------------------------------|------------|
| 6 pcs. ¾" × 4' 0.058"-wall aluminum tubing. | } elements |
| 6 pcs. ¾" × 4' 0.58"-wall aluminum tubing. | |
| 6 pcs. ¾" × 4' 0.58"-wall aluminum tubing. | |
| 1 pc. 15" × 4" × ¼" aluminum plate. (boom plate) | |
| 1 pc. 12' × 1½" o.d. 0.125"-wall 61 ST aluminum tubing. (boom) | |
| 3 pcs. 5' × 2½" × 1" redwood. (element supports) | |
| 1 pc. 2' × 1" galvanized pipe — threaded at one end. (boom-plate support) | |
| 3 pcs. 8" × 1" o.d. × 1¾" i.d. lucite or plastic tubing. (coil shields) | |
| 3 pcs. ¾" o.d. × 13" polystyrene rod. (coil forms) | |
| 12 3-inch stand-off insulators — metal-base type. (element mounts) | |
| 6 1¾" o.d., ¾" hole, ¼" thick lucite or plastic washers. (coil-shield ends) | |
| 1 1-inch galvanized pipe flange. (boom plate mount) | |
| 5 1½-inch TV-type U bolts, with curved plate. (element and boom mount) | |
| 12 aircraft-type hose clamps, ¾". (element clamps) | |
| 4 ¼" × 1" f.h. brass bolts and nuts. | |
| 80 1½" × 12-24 r.h. brass machine screws and nuts. | |
| 70 12-24 brass washers. | |
| 1 roll No. 12 enam. copper wire, soft-drawn. | |
| 1 can Krylon. | |
| 1 roll Scotch plastic tape. | |
| 1 roll chalk or plumb line. | |
| 1 small box ½" hex-head metal screws. | |

Mount the director and reflector at either end. Remember that the director has the coil with 43 turns and is spaced at 5 feet, while the reflector has the coil with 41 turns and is spaced at 7 feet. Each element is secured to the boom with TV-type U clamps (with teeth), and the boom plate is secured to the boom with two 1½-inch TV U clamps (with teeth). See Fig. 3.


Adjustment

Matching the line is accomplished with a simple link at the center of the driven element (the director and reflector have no link), and experience has shown that five turns spaced ¼ inch apart provide an impedance of about 52 ohms, but any transmission line in common use may be matched by varying the number of turns. This link is wound on the *outside* of the driven-element shield. See Fig. 1. The bolts that secure the link are inserted from the inside of the shield. These bolts also act as tie points for the feed line.

Because the elements are short and coil-loaded, their physical length bears no relation to frequency. In most cases, the dimensions for the end sections given in the caption of Fig. 2 will be found to be close to the optimum. However, if you want to check the adjustment, first resonate the driven element to the desired frequency in the 14-Mc. band with a grid-dip oscillator. Then resonate the director to approximately 14.8 Mc., and the reflector to approximately 13.6 Mc. This is not critical and only serves as a rough point for the final tuning, which is done by use of a conventional field-strength indicator. Check the transmitter loading and readjust if necessary. Adjust the director for maximum forward gain, and then adjust the reflector for maximum forward gain. At this point, check the driven element for resonance and readjust if necessary. Turn the reflector toward the field-strength indicator and adjust for back cut-off. This must be done in small steps, for this is the most critical adjustment.

You are now ready to test the VP beam's overall performance on the air! The VP beam is not expected to replace full-sized beams, and was not designed for that purpose. It is merely the result of the authors' need for a rotatable antenna for limited space, with worth-while gain a requisite. We wish to pass this information on to those who, like us, may benefit by its use.

IS YOURS ON FILE WITH YOUR QSL MGR?



(See page 134, April QST)

R.F. Chokes for High-Power Parallel Feed

An Answer to the Multiband Choke Problem

BY C. VERNON CHAMBERS,* W1EQ

WHEN an r.f. choke is used in a parallel-feed circuit, it must stand the full r.f. voltage generated in that stage. With a high-power amplifier this means that several thousand volts of r.f. may be applied across the choke. Besides having the insulation necessary to stand this voltage, the choke must have low r.f. loss, not only for the sake of over-all circuit efficiency but also to prevent failure of the choke because of overheating. This means that the impedance of the choke must be high compared with that of the tube load for all frequencies at which the amplifier is to operate. To fulfill this requirement, it is generally considered that the inductance of the choke must be very much greater than the inductance of the tank coil across which it is connected.

The construction of a choke that will have high impedance over a wide frequency range is most seriously hampered by the behavior of any practical coil. At frequencies low enough so that distributed capacitance is of no consequence, the equivalent circuit of a coil is an inductance in series with a resistance, the latter representing the power-consuming element in the coil. As the frequency is increased, distributed capacitance begins to affect the apparent inductance and, at some frequency, the coil effectively becomes a parallel-resonant circuit as shown in Fig. 1. At still higher frequencies, the reactance becomes

ations of a short-circuited transmission line, except that the resonances are not in harmonic relationship.

Since the impedance of the coil is highest at its natural "parallel" resonances, it is in the frequency region around these resonances that the coil works best as a choke. Conversely, the impedance is relatively low at a "series" resonance point and the coil will be a poor choke in such frequency regions. At in-between frequencies the choke may be either good or fair, depending on its actual impedance and the impedance of the circuit across which it is connected. For operation over only a small band of frequencies it is easy to make an excellent choke simply by winding a coil that is parallel-resonant at the center of the band.

The Choke Problem

In view of the above, it would appear that a logical start toward constructing a choke that will work well over a wide frequency range would be to wind a solenoid of such dimensions as to be parallel resonant at the lowest frequency in the range. Unfortunately, the frequency range over which this method is successful is limited to about 2 to 1, because the first series resonance usually appears at something like 2.5 times the lowest parallel-resonant frequency. This series resonance cannot be avoided, but since the amateur bands are scattered spots in the spectrum there is at least the possibility that a choke design could be found that would have only parallel resonances in or near the amateur bands, letting the series resonances or "holes" fall in between where they would do little harm. In practice, this approach works quite well over a frequency range of 3 to 1 or so, but in an ordinary solenoid the higher-order resonances, both series and parallel, tend to occur so close together that the choke may be good at one end of a wide band such as 28 Mc. and poor at the other.

In commercial choke designs the two types of resonances are controlled to some degree by employing sectionalized windings of the universal type. One type of resonance may overlap another, giving an average result that is for many purposes quite adequate for operation over a wide frequency range. Since the ability of a choke to operate without breakdown is dependent on the actual power consumed in the choke, and this in turn is a function of the r.f. voltage applied to it, chokes of this type generally will stand up well in low-power circuits — up to perhaps 500 volts on the amplifier plate. However, they all have bad-enough holes in some part of one or another of the amateur bands between 3.5 and 30 Mc. to cause burn-up, if the plate voltage is much higher

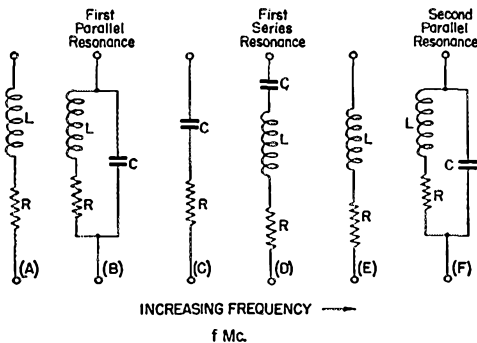


Fig. 1—Effective coil impedance as a function of frequency. The impedance is inductive at low frequencies, as at A. As the frequency is raised, the coil becomes successively a parallel-resonant circuit (B), then a condenser (C), and then a series-resonant circuit (D). After this, the cycle starts again, as shown at E and F.


capacitive instead of inductive, until eventually a frequency is reached where the coil acts like a series-resonant circuit. Above this frequency, the reactance again becomes inductive and the behavior repeats cyclically. These impedance variations resemble the input impedance vari-

* Technical Assistant, QST.

and the operating frequency happens to be near a hole frequency. This is also true of all the universal-wound transmitting-type chokes we have tested, although these in general will operate safely at plate voltages of 1000 to 1500 unless the frequency happens to be near a bad spot.

A Different Approach

It is entirely possible that solenoids employing sectional-type windings would offer more flexible control of the resonances. (The National R-175 choke is a good illustration of what can be accomplished by using sectional windings, but unfortunately, this choke was designed long before the 21-Mc. band became available.¹) However,



The 78- μ h choke. The 1 \times 6-inch ceramic form (a standard size of stand-off insulator) on which this choke is wound is tapped at both ends to accommodate $\frac{1}{4}$ -20 threaded rod. Such mounting rods could be drilled axially and then tapped with 6-32 threads so that ceramic TV-type high-voltage capacitors could be mounted directly on the choke for plate blocking and by-passing. This choke is wound with enameled wire, but with space-wound coils the insulation is unimportant.

the separate sections of a sectionalized choke are not independent; changing the resonant frequency of one always affects the resonant frequencies of one or more of the others, so it was apparent that finding the right combination, if one existed, would take hours and hours of cut-and-try.

On the other hand, measurement showed that the impedance of a simple solenoid designed for a frequency range of 3 to 1 as discussed above (that is, with the first parallel resonance considered as the lower-frequency limit of the range) remained high enough at still lower frequencies to permit extending the low-frequency limit to give at least a 4 to 1 total range. This suggested the possibility of increasing the usable range still more in the low-frequency direction by adopting

¹This was written before the R-175A was announced.

• High power with parallel feed places a big burden on the r.f. choke — sometimes with disastrous results. Building on the basic characteristics of straight solenoid coils, this article suggests a somewhat different approach to choke operation and describes a choke design that has proved satisfactory on all bands from 3.5 to 30 Mc., in amplifiers operating with up to 3000 volts on the plate.

a somewhat different attitude in this region — in brief, to allow the choke to operate not as a choke as such operation is ordinarily visualized, but as a simple coil in shunt with the plate tank coil. Thus, at low frequencies the “choke” is deliberately allowed to carry part of the tank current. The requirements for such a scheme would be low losses at the lower frequencies, necessitating a coil of good Q , together with proper design for true choke operation at the higher frequencies.

On this basis, the principal design problem is to find the optimum dimensions for a coil that, while having its first series resonance approximately midway between 21 and 28 Mc., will also have as much inductance as possible at low frequencies so that the tank current flowing through it at 3.5 Mc. will be as small as possible. A coil having its first series resonance in the right spot was wound in order to try out the method, and operating checks confirmed its practicability.

Optimum Design

A few preliminary trials showed that the low-frequency inductance to be expected would probably be between 70 and 100 microhenrys, when the first series resonance was in the neighborhood of 25 Mc. A rough calculation based on this order of inductance and the r.f. voltage to be expected across it with a 3000-volt plate supply indicated that the wire size should be not smaller than No. 28, to carry the current safely at 3.5 Mc.

A large number of coils was constructed in order to determine the dimensions that would result in the largest low-frequency inductance for a first series resonance near 25 Mc. The various sizes of B & W Miniductor provided a convenient source of low-loss coil material, and a series of tests on chokes made from Miniductor showed that coils having a length/diameter ratio of 4 or 5 to 1 had a good deal more inductance for a given series-resonant frequency than ones wound with the same length of wire to a larger length/diameter ratio. (To a first approximation, the total wire length determines the resonant frequencies.) The smaller L/D ratio also was superior in a second respect — the frequency-spread between the series-resonant frequencies was greater.

These tests showed that, with attention paid to form factor, it was possible to construct a choke having an inductance of approximately 95 μ h. and having its first parallel and series resonant frequencies at 14 and 25 Mc., respec-

tively. The second parallel resonance for this type of choke came at approximately 26 Mc. and the second series resonance fell far outside the range of interest. One of these chokes, a $4\frac{1}{4}$ -inch length of B & W 3016, was tested under actual operating conditions in a 3000-volt amplifier. It did an admirable job on all bands, its chief drawback being that it is somewhat difficult to mount. There is also some question as to whether the insulating material would stand up mechanically when exposed to the heat inside a boxed-up amplifier.

Making use of the data that had been accumulated, chokes using wooden, formica, polystyrene and isolantite forms were made up. Any type of test made with the chokes utilizing the wooden and formica forms indicated that these two materials increased the distributed capacitance to an objectionable extent. On the other hand, chokes using space-wound turns on polystyrene rod were comparable in every respect with their air-wound counterparts. One particular 92- μ h. choke, wound with 115 turns of No. 24 d.c.c. to a length of $3\frac{1}{4}$ inches on a 1-inch diameter poly rod, was also tested in the 3000-volt amplifier and found to be satisfactory. However, it is conceivable that in some installations heat would play havoc with the polystyrene.

The choke shown in the accompanying photograph combines good electrical characteristics with adequate mechanical safeguards. The ceramic form employed does increase the distributed capacitance of the winding, but not so

much as to offset the advantages gained by using a form material that is both mechanically and electrically stable at high temperatures. The form is an isolantite stand-off insulator (Centralab type X3022H) measuring 1 by 6 inches. The $3\frac{1}{8}$ -inch-long winding has 112 turns of No. 26 enameled wire, space-wound (wire diameter), and has an inductance of 78 μ h. This size wire can be wound double on the form without much trouble. The only tricky part of the job is removing the spacer wire after the windings have been completed, and even this is not difficult if the windings are tight. The ends of the coil are fastened in place with Scotch electrical tape and the entire coil is coated with several layers of clear plastic spray.

This choke has parallel resonances at 10.8, 25.7 and 34 Mc. and series resonances at 24.6 and close to 34 Mc. Fig. 2 shows how its effective parallel resistance (calculated from *Q*-meter measurements) varies over the 3- to 30-Mc. range. These values represent the loss resistance that the choke adds in parallel with the load resistance of an amplifier. It can be seen that the effective resistance is high even at 27 Mc., which is only 2.4 Mc. away from the series-resonant point at 24.6 Mc. At 21 Mc., on the other side of the series-resonant frequency, the resistance is nearly 0.3 megohm. At all other amateur frequencies the resistance is still higher.

The upper section of Fig. 2 shows the detuning that took place when the r.f. choke was placed in parallel with an oscillating circuit.

The positive region indicates that capacitance had to be added, and the negative region

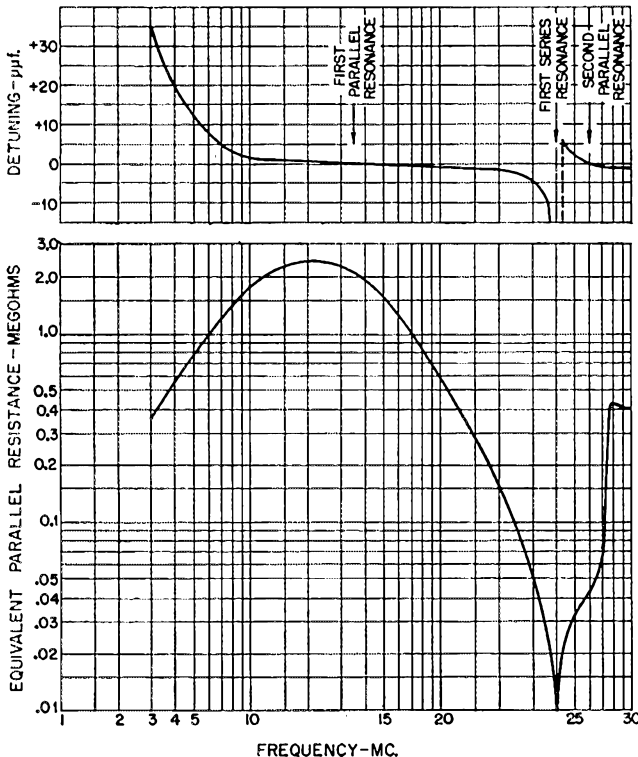


Fig. 2 — Chart (lower section) showing the effective parallel resistance of the 78- μ h. choke at frequencies between 3 and 30 Mc. The significance of the "detuning" chart (upper section) is explained in the text.

indicates that capacitance had to be subtracted in order to bring the circuit back to the same frequency when the choke was connected in parallel. In other words, the choke exhibits inductive reactance in those frequency regions where the curve is above the zero axis and is capacitive where the curve is on the negative side. These reactive effects are very small (of the order of a few $\mu\text{mf.}$ plus or minus) at frequencies where the coil is operating well as a choke. The reactance goes through rather rapid fluctuations near the series-resonant frequency; that is, adding the choke to the circuit causes marked detuning near this frequency.

The large plus values of capacitance at the low-frequency end of the range are not associated with self-resonances in the coil but simply represent normal circuit behavior with respect to resonant frequency when two coils are connected in parallel. In this region the "choke" is actually becoming part of the tank circuit inductance, as described earlier. Knowing the inductance of the choke and the inductance of the tank coil across which it is to be connected, the resultant inductance can readily be calculated and the proper capacitance needed for resonance will be determined from the resultant inductance. In circuits designed for operating at a tank Q of 12, the choke inductance can be expected to be at least four times the inductance of the tank coil across which it is connected, so in the worst case the reduction in total tank inductance should not be more than about 20 per cent.

Checking with the Grid-Dip Meter

The choke shown in the photograph was given a thorough test in a Class C amplifier operating with 3000 volts on the plate, at representative frequencies in each of the various amateur bands between 3.5 and 30 Mc. At each frequency the amplifier was run continuously for at least a 20-minute period, it being assumed that this would allow time enough for "hot spots" or other evidence of failure to become evident. In every test it came through with flying colors, showing no more heating than other components in the tank and having no observable effect on the over-all operating efficiency. It may be assumed, therefore, that this approach to the choke question is a useful one, and that it is perfectly practical to build a choke that will operate well over at least an 8 to 1 frequency range provided that.

1) There is only one series resonance in the range and it is strategically placed. In the case of the 3.5-30-Mc. range the optimum frequency for this resonance is about 25 Mc.

2) The "choke" is allowed to become part of the total tank inductance at the low-frequency end of the range and is treated accordingly in constructing the amplifier. This requires that it be wound with wire of sufficient size on a low-loss form, and that the r.f. path between the choke and tank circuit be kept short — at both ends of the choke.

3) The coil is constructed in such a way as to achieve a high ratio of low-frequency inductance to the frequency of the first series resonance.

The important characteristics of a given coil can be found quite easily with the aid of the grid-dip meter. It is necessary to simulate the conditions under which the choke will operate, and since one end will be at ground potential for r.f. in a normal amplifier, all resonance checks should be made either with the choke mounted in its final position or in a simulated installation made by mounting the choke in a corresponding position on a chassis or flat piece of metal of comparable size. This is indicated

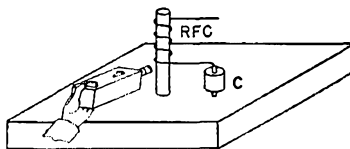



Fig. 3 — The choke and its by-pass capacitor may be mounted on an old chassis for the grid-dip meter tests. The chassis area should be fairly large — say, 10 by 10 inches.

in Fig. 3. Parallel-resonant frequencies will be found with the choke standing in place but with the top or "hot" terminal floating. The series-resonant frequencies can be checked with the choke terminals short-circuited. In either case the bottom end of the choke should be connected to the chassis either directly or through a by-pass condenser.

When making such checks, couple to the bottom of the choke and keep the coupling as loose as possible. Also, keep the metal case of the grid-dip meter as far from the coil as is practical. Any metal near the choke will have some effect on its resonant frequencies, so if the coil is checked on a separate chassis or metal plate a clear space of at least a few inches in all directions should be provided. In making checks for parallel resonance, disconnect all leads from the top end; even a short piece of wire adds considerable "top loading" and will affect the resonant frequencies.

In view of the sensitivity of a coil to the presence of near-by objects in its field, the testing is best done in the final operating position, but the separate chassis is a convenience if several coils are to be tried. In the event that it is used, the choke should be checked again after installation in the actual amplifier, with all components in place but without connecting the hot end to the amplifier circuit.

The low-frequency inductance of coils of the type discussed here — that is, having a diameter of about 1 inch and a length/diameter ratio of 4 or 5 to 1 — can be found with sufficient accuracy by using the common inductance formulas or the ARRL *Lightning Calculator*. The probable inductance values also are within the range of measurement possible by the grid-dip meter method described in the chapter on measurements in the *Handbook*.



◆

"Mighty Mo Senior" sits in a suspended shelf, made of wood, under the dash of WIGAC's car. Its small size (the chassis is 3 by 4 by 6 inches) means that the transmitter can be accommodated in almost any odd space available.

◆

"Mighty Mo" Gets Mightier

More Than Twice the Power in the Same Space

BY GEORGE MOURIDIAN,* WIGAC

THE 75- and 20-meter bands are a little more crowded now than they were in the days when our original "Mighty Mo" poked its 20-watt mobile signal into the 1950- and 1951-type QRM and was written up in the December, 1951, issue of *QST*.¹

With the initiation of the beardless youths (and the trim young YLs) holding General Class tickets into the select circle of mike addicts on 75 and 20, we have felt the need to pack a little more punch in the handy little three-band gadget mounted under the dash of our Mercury.

Because many amateurs have felt that this is a practical rig for the average mobilist — easy to build and, of course, inexpensive — we've been asked frequently for the details. Here they are:

Transforming the "Mighty Mo" into the "Mighty Mo Senior" on the same 3 × 4 × 6-inch

*1124 Concord St., Framingham, Mass.

¹ "Mighty Mo," p. 34, Dec., 1951, *QST*.

The chassis layout is straightforward. The oscillator tube, crystal and coil are at the right front, with the 6146 amplifier and output coil at the left. The tube at the rear right is the speech amplifier. The modulator tubes and transformers occupy the remainder of the space at the rear of the chassis.



◆

• WIGAC's "Mighty Mo" — *QST*, December, 1951 — has grown in power without growing in physical dimensions. Now using a 6146 final amplifier, the midget mobile operates at Class C plate inputs as high as 40 watts.

chassis size, we swapped the original triode 6C4 crystal oscillator for a 6BF5. The 6BF5 now drives a 6146 instead of the original 2E26 as an amplifier on 75 and 20 meters and as a doubler on 10 meters. We still use 20-meter crystals for the last two bands.

In the speech department, we inserted a 6AK5 speech amplifier into the back of the chassis (in place of the original 9003) along with two 6BF5 modulators. The microphone current is taken from the two modulator cathodes.

In this bottom view the oscillator tank condenser is at the left and the amplifier condenser, enclosed in a folded shield, at the right. *C*₃, for adjusting loading, is at the upper right. The control on the left-hand chassis wall is for audio gain; the microphone jack is just below it and the mike transformer is to the right.



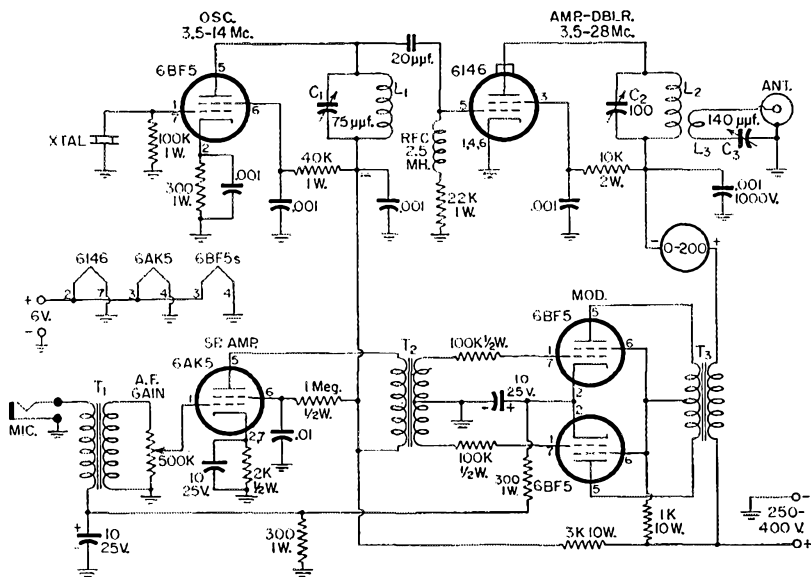


Fig. 1—Circuit diagram of "Mighty Mo Senior."
Capacitances are in $\mu\text{f.}$ except where specified otherwise.

- C_1 —75- $\mu\text{f.}$ midget variable.
- C_2 —100- $\mu\text{f.}$ midget variable.
- C_3 —140- $\mu\text{f.}$ air-padder type variable.
- L_1 —4 Mc.: 35 turns No. 22 enamel on 1-inch form.
14 and 28 Mc.: 10 t. No. 18 d.c.c., 1-inch form.
- L_2 —4 Mc.: 35 turns No. 22 enamel on 1-inch form.
14 Mc.: 10 turns No. 18 d.c.c. on 1-inch form.
28 Mc.: 5 turns No. 18 d.c.c. on 1-inch form.

- L_3 —4 Mc.: 8 turns No. 18 d.c.c. inside L_2 . 14 and 28 Mc.: 3 turns No. 18 d.c.c. inside L_2 .

- T_1 —Microphone transformer.
- T_2 —Interstage audio, single-ended to push-pull.
- T_3 —Modulation transformer, approx. 10,000 ohms (plate-to-plate) to 3000 ohms.
- T_1 and T_2 are surplus transformers from SCR-522.

For the power supply, we mounted in the firewall a Carter dynamotor, having nominal ratings of 400 volts at 300 ma., in place of the single vibrator from which the original "Mighty Mo" used to draw its power. Now we have a power input of 40 watts in the same tiny chassis.

We mounted a Premax antenna on the rear deck of the car with the stub (cut in half) between the loading coil and the spring. Turns can be added on the bottom of the loading coil to make

up the resonant frequency. A clip with a piece of ground strap over the loading coil is used to hop from the high end to the low end of the 75-meter band.

The final plate meter should read 170 ma., off resonance. The no-load plate current is around 5 or 10 ma. With the antenna loaded properly, the current should dip to 100 to 130 ma., depending on the plate-supply regulation, for 40 watts input.

The antenna installation is similar to the one used originally but now includes a piece of ground strap that can be clipped on for shifting to a lower frequency in the 75-meter band. The length of the strap is adjusted to provide the capacity loading required to give the desired frequency change.



HAMFEST CALENDAR

ALABAMA — On Sunday, May 30th, the Amateur Radio Club of Mobile will hold a Hamfest at Grandview Park, Mobile, Ala. No registration fee. For other info contact A.R.C.M., P. O. Box 4422, Mobile.

ALABAMA — The Birmingham Amateur Radio Club will have a sectional organizational meeting and Hamfest on May 16th. The Roebuck Community Center is the site and a good dinner is planned. Inquiries for tickets may be directed to W4EBD.

ILLINOIS — May 23rd, third annual Mississippi Valley Hamfest at Rock Island County Conservation Grounds on Big Island, Millan, Ill. Plenty of good fun and food for OMs, YLs, XYLs and harmonics. Tickets are \$1.25 advance registration or \$1.75 at the gate. For advance registrations write Robert Hutchins, W9OXA, Preemption, Ill., before May 16th.

ILLINOIS — The Starved Rock Radio Club Hamfest will be held June 6th at Boy Scout Camp Ki-Shau-Wau, the same place as last year. Follow "Hamfest" signs south from junction of Illinois routes 178 and 71 near Starved Rock State Park. Persons traveling Route 51 turn east at Tonica, follow blacktop road. Watch for big "Hamfest" signs. This is the 20th year of affiliation with ARRL and we plan to make this hamfest the most entertaining ever. There will be games, contests and entertainment for all. The ever-popular SRRC Trading Post again will be in operation. No charge is made for gear disposed of. Free coffee and doughnuts from 10:00 a.m. until 10:30 a.m. Registration \$1.00 in advance, \$1.50 at the gate. Mail advance registration requests on or before May 25th to Starved Rock Radio Club, W9MKS, Utica, Illinois.

KANSAS — The Central Kansas Radio Club of Salina, Kans., is having its sixth annual Hamfest June 6th at Salina. The location is Kenwood Park, and there will be transmitters on 10 and 75 meters for those mobiles who would like directions. For information write W0ILB, 826 Merrill St., Salina, Kans. Registration fee is 75 cents per couple.

KANSAS — The sixth annual Radio Amateur Picnic (better known as Christy's Picnic) will be held at Osage City, Kans., on Sunday, May 23rd. This is the earliest large-scale radio ham get-together in this section of the state. Registration is 50 cents. For other info, contact W0MMDI.

MAINE — The Androscoggin Amateur Radio Association will hold its third annual Hamfest at the Sons of Italy Club Rooms at Lewiston, Me., on June 20th.

MISSOURI — The Ham Butchers 40-Meter Net Picnic will be held at the Eldon city park on May 30th and 31st. All hams, XYLs and YLs are invited. Special entertainment will be provided. Cabins available at \$2.00 to \$4.00 per person. Reservations may be obtained from Paul M. Cooper, W0TGG, and should be accompanied by cash payment.

MISSOURI — The eighth annual Missouri Emergency Net Picnic is to be held in Kansas City at Swope Park, Shelter House 8, on June 6th. Basket-style lunch. Free refreshments and entertainment. Stand-by mobiles to guide you in. Everyone invited. Registration, \$1.00. For further info contact Paul M. Cooper, W0TGG.

MISSOURI — Greater St. Louis Radio Amateurs annual Hamfest, May 23rd. Attendance awards, games, entertainment for adults and children. Refreshments obtainable on grounds. Admission: adults, \$1.00; children, free. Mollerus' Grove, Highway 66 (near Chain of Rocks Bridge), St. Louis County.

NEW YORK — Rochester again will be the headquarters for the Western New York Hamfest on Saturday, May 15th, at the Doud American Legion Post on Buffalo Rd., Rochester, New York. Program includes mobile contest, DX forum, v.h.f. talk, code-speed contest, hi-fi recording demonstration, civil defense meeting, and many other features. Registration starts at 1 p.m. and closes at 5:30 p.m. Dinner at 7 p.m., \$3.75 per person. R.A.R.A., P.O. Box 1388, Rochester, N. Y.

OKLAHOMA — The Northfork Amateur Radio Club is holding its annual Hamfest and Picnic at Quartz Mountain State Park, June 12th and 13th. Lots of fun in store for those who attend. Reservations to be sent to Elmer Triplett, Secy., N.A.R.C., Sayre, Okla.

PENNSYLVANIA — The Western Pennsylvania Emergency Net will have a Hamfest at the Lodge-North Park, Pittsburgh, Penna., on Sunday, May 23rd. No registration fee, but voluntary contributions will be accepted. Picnic baskets are advised, and plenty of room is available, indoors or out, for family picnics. Free coffee served all day. Registration opens at noon and activities conclude at dark. Rag-chewing goes on as long as you want. Activities are being planned by a special committee.

SASKATCHEWAN — The Moose Jaw Amateur Radio Club will hold the annual Saskatchewan Hamfest at the Moose Jaw Legion Hall on May 24th. There will be an ARRL and an S.A.R.L. meeting, a program for the ladies, transmitter hunt, Gus Memorial demonstration of equipment and a liars' contest. The club transmitter, VE5MA, will be on 3780 kc. For preregistration accommodations and information, contact Bill McKay, VE5WM, McKay Radio Service, 954 Montgomery St., Moose Jaw, Sask.

TEXAS — The Kerrville Radio Club will be host for the South Texas Emergency Network Convention on May 29th and 30th. General chairman is Morley Bartholomew, W5QDX, Austin, Tex.

WISCONSIN — Saturday, May 8th, at the Youth Building, Wausau — annual Hamfest of the Wisconsin Valley Radio Association, Inc. Scheduled for the afternoon is a meeting of the Wisconsin Council of Radio Clubs delegates at 1 p.m., followed by a Wisconsin Section meeting of appointees and net members at 3 p.m. Starting at 6 p.m., a well-rounded program has been arranged featuring an excellent banquet, entertainment, and awards. YLs and XYLs are invited to attend. Transmitters on 3950 kc. and 29,620 kc. will be on the lookout for incoming mobiles. Please make reservations in advance. Tickets, \$3.00, available from Dennis Shawl, W9PBB, 809 Adams St., Wausau.

A.R.R.L. ROCKY MOUNTAIN DIVISION CONVENTION

Estes Park, Colo. — June 12-13, 1954

The ARRL Rocky Mountain Division Convention, sponsored by the Denver Radio Club, will be held at Elkhorn Lodge, Estes Park, Colorado, on June 12 and 13, 1954.

The program will consist of a well-rounded series of technical talks, entertainment for both OMs and YLs, transmitter hunts on 75 and 10 meters, awards and exhibits. Banquets will be held both Saturday night and Sunday afternoon.

Elkhorn Lodge is situated in the heart of the Rockies near one of the nation's best-known mountain playgrounds, Rocky Mountain National Park. This scenic wonderland is best known for its unspoiled wildlife and wonderful views of high snow-capped mountains. It also offers visitors a variety of outdoor sports, including fishing and mountain climbing. The area can be reached by the finest of highways.

Registration is \$2.50 per person until June 4th, and \$3.50 thereafter. Rooms with private bath, including Sunday morning breakfast, \$1.50 per person. Cottages with shared bath, including breakfast, \$3.50 per person. Saturday night banquet is \$2.50 per person and Sunday banquet is \$3.50 per person. Room assignments will be made in the order received. Send your registration and requests for reservations to Walt Reed, W0WRO, 1355 East Amherst Circle, Denver 10, Colorado.

COMING A.R.R.L. CONVENTIONS

June 6th — Southeastern Division, Atlanta

June 12th-13th — Rocky Mountain Division, Denver

June 26th-27th — Oregon State, Klamath Falls

July 3rd-5th — Pacific Division, San Jose

Oct. 2nd-3rd — West Gulf Division, Kerrville, Texas

Some Principles of Radiotelephony

PART I — Plain Talk About A.M. Fundamentals

BY BYRON GOODMAN,* WIDX

ACTUALLY the basic principles of radiotelephony are not complicated. At least they are no more so than most other phases of radio that we amateurs are interested in. Why so many misconceptions about radiotelephony should have developed through the years is only a matter for conjecture, but surely much of it can be attributed to a lack of knowledge of fundamentals.

Some (or all) of the information in this article may not be new to you. It is being included so that a complete picture can be presented, and the only assumption we'll make is that you have passed an exam or have hopes along that line.

Sound

Everyone knows that he "hears" with his ears. If questioned further, he might add that what he hears with his ears is "sound." If he remembers some of his high-school physics, he can tell you that "sounds" are vibrations in the air caused by any of a myriad of sources. The only requirement of a sound-generating source is that it be able to transfer a vibration to the air (or other medium, since sound can travel through gases and most liquids and solids). Vibrations of less than about 20 cycles per second are "felt" rather than heard — examples are the rumblings of passing trucks or trains sometimes felt through the floor or earth, or the blast from an explosion. The average person can "hear" as high as 12,000 or 15,000 cycles per second, with a few capable of hearing up to 20,000 or above. Many animals can hear much higher than this. The important thing to remember is that sound is a mechanical vibration transmitted through gases, solids and liquids — our inability to hear it doesn't make it something else, although sounds outside the normal hearing range are usually called "sub sonic" or "super sonic."

Various sounds have two basic properties that enable us, through our hearing, to distinguish them from others. These basic properties are the *pitch* (or frequency) and the *amplitude*. For example, our ears can tell us when different keys are hit on a piano (different pitches or frequencies), or when the same key is hit harder or softer (different amplitude or loudness).

It is relatively rare to encounter a sound that is a single frequency — most of them will contain several frequencies. The piano notes mentioned above, for example, do not consist of a single frequency, and that is true of most musical instruments. Instead, a single musical note will be made up of a predominant frequency plus several others of lesser amplitude. The

same note (predominant frequency) played on another instrument will sound different because the amplitudes of the lesser-amplitude frequencies will be different than for the piano. Sounds that are made up of more than one frequency are called "complex," in contrast to a single, or "pure," frequency. The "voice" sounds are quite complex, and are always made up of at least two or three frequencies at any instant. The closest we can come to a pure frequency is in whistling, and even then it isn't too close to pure.

In a wonderful manner that has never been duplicated mechanically, we generate voice sounds through complex control of muscles and air in the throat, and transfer the vibrations (variations in air pressure) to the air just outside of the mouth.

Telephony

The DX limitations of the human voice were recognized some time ago, and several methods have been devised for increasing the range of communication by sound. One method is to "can" it on a solid of some kind, carry it bodily to the distant point, and by some means get it out of the "can." Examples of this are the phonograph and tape and wire recordings — they work, but a significant time delay is involved.

A much faster approach is to use a direct link of some kind between the speaker and the listener. The simplest answer to this is the familiar "tin-can telephone" that children make with two tin cans and a long piece of string. Here the vibrations of the speaker's voice strike the tin can and make it vibrate the same way. This vibration is transmitted directly to the string, which in turn vibrates the tin can at the listener's ear. That tin can then vibrates the air around it, and the sound travels a short distance through the air to the listener's ear. The tin-can telephone has distinct DX limitations, and is not offered as a substitute for the electric telephone.

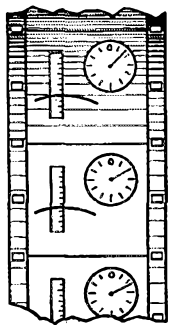
The telephone we use every day starts out like the tin-can telephone, in that the speaker's voice vibrates a thin plate called a "diaphragm"

• Here's some "down-to-earth" talk about the whys and why-nots of a.m. radiotelephony. Reading it won't make you an expert on single-sideband (sidebands aren't even mentioned) or even the Einstein Unified-Field theory, but it will give you a clearer picture of some aspects of a.m. and basic electricity, if you are a little hazy in that department.

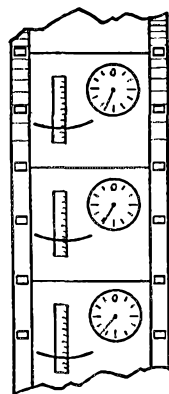
* Assistant Technical Editor, QST.

that is mounted in the "microphone" you speak into. These vibrations are transformed into similar variations in an electric current. In other words, if at some instant your speech consists of a 500-cycle and a 1500-cycle tone, the current through the microphone varies at the same rate and in the same proportionate amplitudes. This electric current passes along wires to the listener's "headphone" or "receiver," where it is used to vibrate another diaphragm.

At first glance it would seem that there isn't much basic difference between the tin-can telephone and the electrical telephone (there are obvious physical differences). But there is, and it is a big difference. In the tin-can telephone we always worked with sound, although it went from sound in air to sound in a solid and back to sound in air again. In the electric telephone we went from sound in air to *electricity in wires* and then back to sound in air. In other words, to be able to duplicate the speaker's sounds at a far



◆
Fig. 1 — Sections of a high-speed movie taken of microphone-diaphragm positions, with a high-speed clock in the background for timing. (The time could also be established by the film frame.) Adjacent film frames show very little change, because the pictures are taken at high speed. Other sections, taken when the diaphragm is moving fastest, would show more change in the diaphragm from frame to frame.



point we had to make an electrical current vary in the same way that the air pressure was varying at the speaker's mouth, and then re-create these air-pressure variations near the listener's ear. It is possible to substitute a beam of light or heat (or radio) for the wires, and thus "transmit" sound over these links. But always bear in mind that the sound itself is not transmitted — it is translated into similar variations in the link medium and then translated back into sound at the far end. You can't "hear" 60-cycle house-wiring electricity — you can hear a 60-cycle

"hum" if the electrical variations can be translated into mechanical vibrations.

Radiotelephony

Before we settle down to a close look at radiotelephony, let's draw a picture or two. Suppose we could take some slow-motion movies of a microphone diaphragm. The movies would have to be taken through a microscope, because when the diaphragm is made to vibrate by sound hitting it, the diaphragm doesn't move very far. But to enable us to see how far the diaphragm does move, let's assume our movie is taken against a small scale graduated in ten-thousandths of an inch. And just to make everything still more scientific, let's put a clock in the picture, a special clock that shows hundred-thousandths of a second. Two random sections from the film might look as in Fig. 1 — only the clock hand seems to move in *adjacent* frames. However, when any such slow-motion movies are projected, we will see the diaphragm lazily moving back and forth as sound hits it.

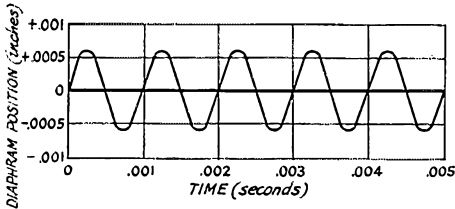
Finally, let's take two movies — one with sound that is a pure (single) frequency of 1000 cycles per second, and another with a complex sound like a voice syllable. When we project these movies, the one using the 1000-cycle pure sound will show us a diaphragm moving back and forth at a regular rate. It will look just like a rope being twirled by two children for rope-jumping — viewing the rope from the side (and without 3-D) it looks like the rope is moving up and down. It moves most at the center and least at the edges.

The other movie, the one with the complex sound, will show the diaphragm moving in a crazy sort of way. It will start down, back up a little, go down more, back up, and so on. However, if we watch it long enough we might detect a regular repeating pattern.

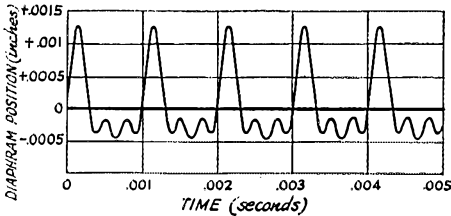
Now suppose that, having nothing better to do, we take the movies frame by frame and make a tabulation of diaphragm position (in ten-thousandths of an inch above or below the resting point) and the corresponding time as indicated by the clock in that particular frame. Some weeks later, when we've finished the job, we can then transfer these values to a chart. The charts will look like Fig. 2, if we've done our work accurately. But, you say, those curves don't show the individual points — they're drawn as lines. No, the points are there, but they're so close together the ink ran a little and made lines.

If your high-school physics is still coming back, you will recall that the shape of the curve in Fig. 2A is called a "sine wave." This term "sine wave" is one you will hear kicked around in radio and electricity a lot, so just remember how you arrived at it, by plotting the excursions of a diaphragm driven by a single frequency (or the excursions of a rotated rope as viewed from the side). One cycle of this particular sine wave (a cycle is the complete action that keeps repeating) takes 0.001 second — this time is called the "period." Dividing the period into 1 gives the "frequency" ($1 \div 0.001 = 1000$ cycles per

second) and, conversely, dividing the frequency into 1 gives the period ($1 \div 1000 = 0.001$ second). You'll be talking "frequency" in radio,



(A)



(B)

Fig. 2 — Hypothetical plots of microphone-diaphragm positions vs. time, as taken from a slow-motion movie.

- (A) A single audio frequency (rare in nature).
- (B) A more likely "complex" signal.

so you don't have to remember that stuff about "period."

About the only thing you can say for the complex wave in Fig. 2B is that it's a peculiar shape. But wait a minute — there are a couple of significant points. For example, it repeats itself every 0.001 second, so its predominant frequency (actually its lowest, or "fundamental," frequency) must be 1000 cycles. And the diaphragm moves farther in the "+" direction than it does in the "-" — how can that be? Any complex wave can do that, but if you examine it carefully you will find that the *area* above the

"0" line is the same as the *area* below. This has to be true of any complex wave like this — the *average* excursions either side of the mean must be equal, although the *peak* excursions may be unequal. Don't ever forget this point about the average of any waveform — if it isn't the same above and below the mean, something has been added. (We'll run into that something later on.)

By now it has probably occurred to you that if we were to plot the current through the microphone that we used in the movies, a plot of the current would look just like Fig. 2A, except that the vertical scale would read "Current (amperes)" instead of "Diaphragm Position." Of course the scale (numbers) might be wrong, but that's all relative and doesn't change the shape of the curves at all. Notice that the current would be increasing or decreasing about some value (marked "0" in the sketches) — this value is called the "d.c. (direct current) component," since it is the steady value about which the changing value, or "alternating current" (a.c.), swings. It is the steady value that would be read by a d.c. milliammeter, since the needle wouldn't be able to follow the rapid current changes. If this "a.c. + d.c. signal" is fed to a transformer- or capacitor-coupled circuit, only the variations can get through, and we will have removed the d.c. component. Carbon microphones give an output that has a d.c. component, while crystal or dynamic microphones give an a.c. output with no d.c. component. It makes no difference, of course — you're only interested in the variations (a.c.). Fig. 3 illustrates this point.

Thus far we have an electrical current, or signal, that follows the diaphragm variations which, in turn, are following the air-pressure variations that we call "sound." Our next problem is to get it to some distant point by radio, and this you can already guess about. We will take our radio transmitter and turn it on, so that we have a steady flow of power from the antenna and (we hope!) through space to the receiving antenna. To the receiving antenna we connect a radio receiver, a device of

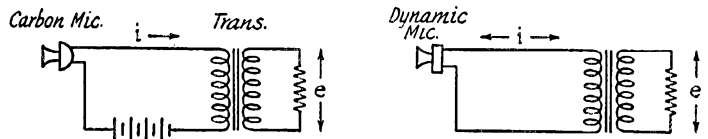
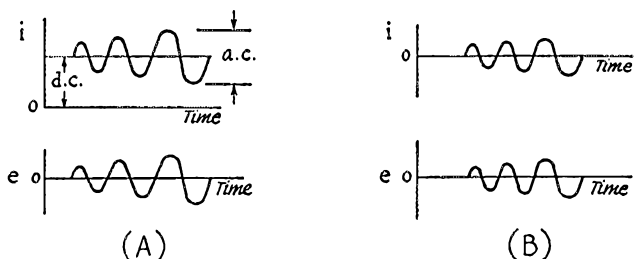


Fig. 3 — Illustrating the presence of a d.c. component in the current through a carbon microphone (A) and the lack of it through a dynamic microphone (B). In either case, the resultant output after transformer coupling is the same.

The carbon microphone controls the flow of battery current in (A), while the dynamic microphone generates its own alternating current (B). The permanent-magnet field of the dynamic microphone might be considered to be the d.c. component in the latter case, although it isn't obvious. If the dynamic microphone had no permanent magnetic field, it could generate no output.



some kind that responds to radio-frequency energy. For convenience right now, let's think of the receiver as something that gives, say, one volt of d.c. output for a given radio signal. This receiver has an electrical output proportional to the amplitude of the radio signal, so if we double the amplitude of the signal that gave one volt output, we will have two volts output. And, of course, no signal gives no output. Thus the receiver output is proportional to the signal coming from the transmitter, if all other things remain constant (no fading over the radio path).

Now we take a "modulator" and connect it to the transmitter. This modulator has the ability to control the transmitter output in accordance with an a.c. signal fed to the modulator. If we take the signal of Fig. 2A and feed it

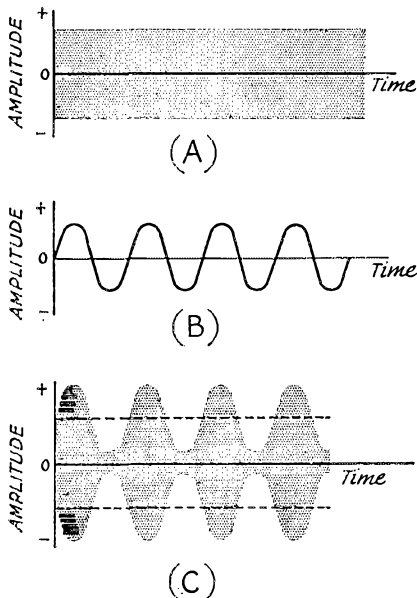


Fig. 4—(A) Plot of a constant-amplitude radio-frequency signal vs. time. Because the time interval is long, individual cycles are hard to see. If the sketch could be expanded along the "Time" axis, the cycles would have the same shape as in Fig. 2A.

(B) A single audio frequency plotted to the same "Time" scale as Fig. 4A.

(C) When the audio frequency of Fig. 4B is used to control the amplitude of the r.f. in Fig. 4A, the resultant would look like this.

to the modulator, the transmitter output will increase and decrease about its steady value in just the way that the signal (and also the microphone-diaphragm position) did. If we use the signal of Fig. 2B, the same thing will happen, and the transmitter output will vary in this more complex manner.

Since the output from the receiver is proportional to the transmitter output, it's easy to see that we now have a signal at the receiver that varies like the transmitter (and the microphone diaphragm). All we have to do is take the electrical signal at the receiver, feed it into a headphone (or loudspeaker), and the diaphragm there

will re-create the sound that was striking the microphone diaphragm. In the earlier paragraph the receiver output was called "d.c.," but it should be apparent that if this d.c. changes, as a result of the changing signal, it becomes the "a.c. + d.c." signal mentioned earlier. If the headphones are connected to the receiver output through a transformer, the diaphragm responds only to the a.c., which is all we're interested in anyway.

This process of radiotelephony is called "amplitude modulation," and its derivation is obvious: we are changing, or "modulating," the amplitude of the radio signal. There are other methods of using a radio link for reproducing sound (f.m. or "frequency" modulation, and p.m. or "phase" modulation), but amplitude modulation ("a.m.") is the most common.

Incidentally, that steady value of transmitter output we have when no modulation is present is, unfortunately, called the "carrier." This leads some people to think that it "carries" the sound, which of course it doesn't. It is there to give an operating point about which the amplitude can swing. Many amateurs wonder why the carrier is required at all, and some of them "invent" ingenious ways for doing without it, but the sad fact is that it *must* be there when the modulation takes place, and it must be there again at the receiver when "detection" takes place. In between we can sometimes do without it, but that's another story.

Perhaps you have been wondering why we don't just connect the transmitting antenna to the microphone output, and use the voice-controlled electrical current to jump through space to the receiver. This would be a very convenient way to do it, but the trouble there is that electrical currents at audio frequencies don't travel far through space, and higher-frequency ("radio-frequency") currents are required.

To review this business a little, let's draw a picture of the r.f. we've been talking about. Fig. 4 illustrates a few of the points. For simplicity, only the single-frequency modulation case is used, but it should be remembered that in practice a voice signal is always complex. However, the single-frequency case is easier to talk about, and everything that is said about it applies in the same way to the complex case.

The unmodulated r.f. is shown in Fig. 4A. Although it is a sine wave like Fig. 2A, the frequency is so high that the cycles are crowded close together and you can't distinguish them when they're drawn to this scale. Fig. 4B is a duplicate of Fig. 2A—it represents the single-frequency modulating signal. When it is applied to the modulator, the modulator varies the output of the transmitter accordingly, and the resultant r.f. output is as in Fig. 4C. The dashed lines represent the no-modulation, or carrier, level, about which the output varies. You have heard, or certainly will hear, about "percentage of modulation." This is a percentage of the available carrier that is modulated or changed. If, for example, the sketch of Fig. 4C showed the

amplitude at times being reduced to zero instead of not quite reaching zero as shown, it would be said to represent "100 per cent modulation." Since the headphones at the receiver are respond-

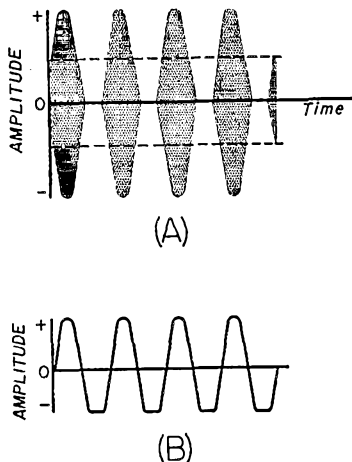


Fig. 5 — If the audio signal of Fig. 4B is used to control the r.f. signal of Fig. 4A beyond its capabilities, the result is as (A). This is called "overmodulation."

(B) The audio output of a receiver receiving this signal would be "distorted" in this manner.

ing to the changes in transmitter output, it is apparent that a high percentage of modulation, for any given carrier, will give a receiver headphone (or loudspeaker) output of greater amplitude. This, of course, is why you hear so much concern expressed over one's "percentage of modulation" — to make maximum use of the available carrier amplitude, the modulation percentage must be kept high.

But "percentage of modulation" is somewhat meaningless except for the maximum-amplitude components of speech, because obviously with one's voice varying in amplitude from syllable to syllable, only the highest-amplitude components should modulate the rig 100 per cent.

"But," you ask, "if I talk still louder, won't the output of the transmitter increase even more?" Good question, and the answer is "Yes." But let's take a closer look at what happens, and get the whole story. To simplify things, let's say you're talking with a sine wave, although we know you won't be. If we apply enough sine-wave signal to the modulator, the transmitter output might look like Fig. 5A. Assuming a good transmitter capable of this, the output does increase on half of the audio cycle, and the increased-output swings do go right on up. But since we can't go below zero output, the decreased-swings flatten off, as shown. The receiver output would look like Fig. 5B, and you can see that the resultant audio signal is not the same as the original (Fig. 4B) — the bottoms are flat, and the signal is said to be "distorted." In actual practice, a little distortion like this isn't too bad, and only a trained ear would notice much difference when listening to something like Fig. 4B or Fig. 5B. But for reasons that won't be taken up now, the

transmitter signal of Fig. 5A requires a wider band of radio frequencies for its transmission than does that of Fig. 4C. It is said to "splatter," and these splattering signals interfere in adjacent radio channels that would otherwise be clear. It is easy to see that "overmodulated" signals like this would be undesirable in a crowded amateur band. And even though the receiving operator might not notice the distortion, overmodulated signals are illegal by FCC rule because they interfere unnecessarily with adjacent-channel signals. It is important to remember that one cannot be certain of overmodulation when listening "on" the signal (any distortion present might be a result of other causes, or the operator might not be able to hear the distortion). The only check for overmodulation (lacking an oscilloscope properly connected in the receiver) is to listen "off" the signal for "splatter," with a selective receiver that isn't overloading.

An interesting point is the fact that the percentage of modulation is not always the same for positive peaks (increased output) and negative peaks (decreased output). Referring back to the voice signal of Fig. 2B, you will recall that it swings upward more than downward (for reasons given when it was described). If this signal is fed to the modulator, the transmitter output could instantaneously increase more than it decreased, or the converse could be true, depending

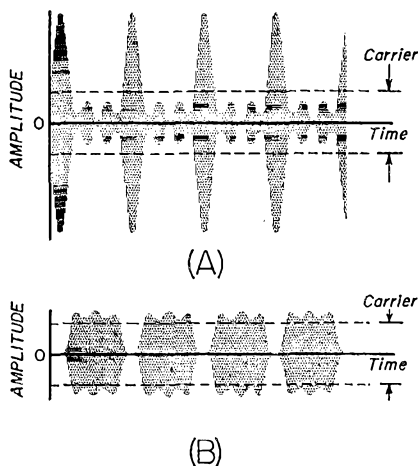


Fig. 6 — Showing how positive peaks can exceed 100 per cent modulation. In each case above, the modulating signal is similar to that of Fig. 2B. In (A) the positive peaks rise well above the 100 per cent modulation. In (B) the polarity of the modulating signal is reversed, and it is obvious that the positive peaks cannot now go to 100 per cent modulation without overmodulation on the negative peaks.

upon how we connected the modulator. Thus in practice we can exceed 100 per cent modulation on positive peaks without distortion, but we can never exceed 100 per cent modulation on negative peaks without running into distortion and splatter. This is illustrated in Fig. 6.

[Part II of this article will appear in a subsequent issue. — Ed.]



Hints and Kinks

For the Experimenter



TEST-LEAD STORAGE

AFTER construction of a v.t.v.m. had been completed, storage of the three test leads presented a problem. They did not lend themselves to being wrapped around the case or to being jammed under the handle. The usual stunt of providing holding clamps at the rear of the meter was not favored because of the long plastic handles on the leads.

The idea finally settled upon is depicted in the accompanying photograph. The 2 × 4 × 4-inch




Fig. 1 — A utility box can be used to good advantage as the storage bin for V.T.V.M. test leads as shown in this assembly.

utility box has one end removed and is held to the back of the v.t.v.m. by means of self-tapping screws.

An added advantage to the set-up shown is that the meter can be tilted back so that it rests on the lower rear edges of both the meter and the storage bin. In this position, it is an easy matter to watch the meter while testing. Actual positioning can be left to the discretion of the individual — the box can be fastened flush with the bottom of the meter case or farther up to give an extreme angle of tilt.

— James E. Brugh

I.F. TRANSFORMER FOR THE "GOOD FOUR-TUBE SUPERHET"

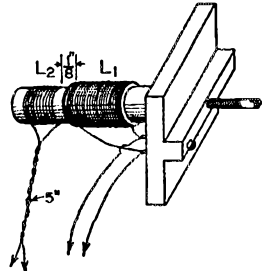
MANY amateurs interested in building Goodman's two-band four-tube superhet^{1, 2} have encountered difficulty in locating a Millen type

¹ Goodman, "A Good Four-Tube Superhet," *QST*, January, 1953.

² Goodman, "Some Notes on Improving Small-Receiver Performance," *QST*, December, 1953.

G2161 i.f. transformer for the receiver. Inasmuch as the transformer is a 1700-kc. job, it has not been easy to solve the problem by turning to the exact replacement chart of another manufacturer. However, the situation can be simply and inexpensively handled by utilizing two Carron type S-398 wavetraps as the substitute for T_1 .

Fig. 2 — Drawing of a Carron wavetraps modified for use in the "Good Four-Tube Superhet." L_1 is the original trap winding and L_2 is the 10-turn coil discussed below.



Figs. 2 and 3 show how the wavetraps and the receiver circuitry are modified.

After disassembling each trap, lay 10 close-wound turns of No. 23 enameled over the vacant space at the bottom of each form. Leave a $\frac{1}{8}$ -inch space between the new and the original windings, allow 5 inches of lead length to remain and then dope the 10-turn coils in place. It is not necessary to alter the original windings for the traps because these tune to 1700 kc. as is. Fig. 2 shows a re-ramped assembly. Before the units are reassembled, provide a feed-through hole at the top of one of the shield cans for the lead which will run between the secondary coil and the grid cap at the top of the 6K8.

A partial schematic of the receiver, Fig. 3, shows the i.f. stage with the substitute coupling

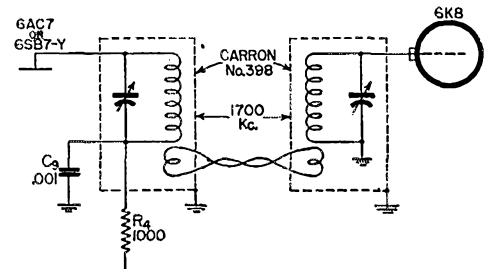


Fig. 3 — Partial diagram of Goodman's receiver showing the i.f. stage modification recommended by W2V SX.

system wired in place. Notice that link coupling is used between the 10-turn coils of the primary and secondary sections of the transformer. Installation of the modified Carron circuits requires no changes in the rest of the receiver.

— Adelbert Kelley, W2V SX

Coupling to Coaxial Lines

FIG. 1 is a circuit often used for coupling the output of an amplifier to a coaxial line, C_1L_1 being the usual plate tank circuit and C_2L_2 a series-resonant circuit having R , the

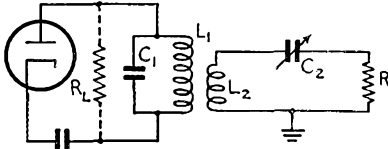


Fig. 1 — Series-tuned coupling circuit for coaxial lines operating at a low standing-wave ratio.

characteristic resistance of the line, as its load. The coupling reflects an equivalent resistance, R_L , across the plate tank circuit; thus R_L is the load "seen" by the tube.

The Q of the tank or primary circuit is

$$Q_1 = \frac{R_L}{2\pi f L_1}$$

when C_1L_1 is resonant at the operating frequency. If C_2L_2 also is tuned to resonance, its Q is

$$Q_2 = \frac{2\pi f L_2}{R}$$

With these conditions, the coefficient of coupling that will just give maximum power transfer — or more accurately, will cause the proper value of R_L to be reflected across the primary — is

$$k = \frac{1}{\sqrt{Q_1 Q_2}}$$

For reasons other than coupling, it is desirable that the primary should have a Q of the order of 10 or more, 10 being a value that it is usually convenient to obtain with available coils and condensers. Substituting 10 to Q_1 and rearranging gives

$$Q_2 = \frac{1}{10k^2}$$

as the minimum value of Q_2 that will give sufficient coupling for a given coefficient of coupling between the two coils.

Coefficient of Coupling

The coefficient of coupling between two coils is principally a function of their relative spacing and dimensions and not particularly of the number of turns. Fig. 2 shows the shapes of several typical cylindrical coil combinations of the type used for transmitting circuits, together with the measured coefficient of coupling in each case. The coefficient is least when a small coil, such as a link of a few turns, is coupled at one end of a large coil, and increases if the

same small coil is moved to the center of the large coil. The largest values of coefficient will be obtained when the smaller of the two coils is fairly sizable in comparison with the larger, and when it is placed on the outside of the larger coil at its middle.

When the series-tuned method of coupling is used for coaxial lines the coupling coil usually is considerably larger than the conventional "link," so the coupling coefficient can be expected to run between 0.5 and 0.6, depending on whether the coupling coil is at the end or center of the tank coil. Using these values in the formula above (for a tank Q of 10) shows that Q_2 should lie between about 0.4 and 0.28, the larger value being required for the smaller coefficient of coupling.

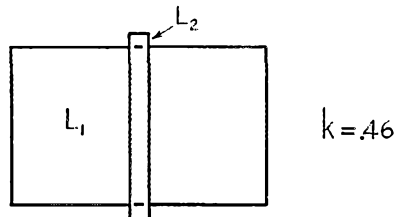
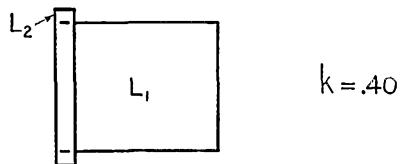
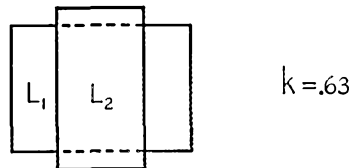
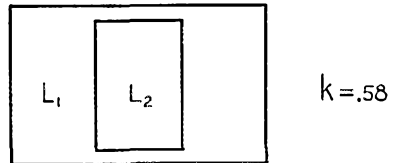


Fig. 2 — Measured coupling coefficients for typical transmitting coil configurations (side views of cylindrical coils). So long as the same relative dimensions are maintained for a given pair of coils the actual physical dimensions do not affect the coupling coefficient. This also holds approximately for varying numbers of turns.

Applying the figures to a practical case, suppose that the frequency is 7.15 Mc., that R is 75 ohms — that is, a 75-ohm line properly terminated so that the s.w.r. is 1 to 1 — and that the coupling coefficient is estimated to be 0.5. Then the required Q_2 is 0.4 and the value of inductance needed at L_2 is

$$L_2 = \frac{Q_2 R}{2\pi f_{mc}} = \frac{0.4 \times 75}{2 \times 3.14 \times 7.15} = 0.67 \mu\text{h.}$$

The capacitance required at C_2 for tuning the secondary circuit to resonance is

$$C_2 = \frac{10^6}{4\pi^2 f^2 L_2} = \frac{10^6}{4 \times 9.9 \times 52 \times 0.67} = 725 \mu\mu\text{f.}$$

This is an inconveniently large value for C_2 (and would be even more inconvenient if the frequency were changed to 3.5 Mc., where the capacitance required would be twice as great) and in practice the chances are that some available value of variable condenser would be selected — such as 250 $\mu\mu\text{f.}$ — and the inductance of L_2 increased accordingly. Since this would increase Q_2 by a factor of 3 or so it becomes obvious that, with this type of coupling circuit, there is no difficulty in obtaining sufficient coupling to load the amplifier. With Q_2 equal to 1, the coefficient of coupling required is only about 0.32.

The principal disadvantage of using a higher Q_2 than the minimum required is that the tuning of the secondary circuit becomes somewhat more critical. Also, the secondary cannot be operated at exact resonance, which would cause R_L to be lower than the desired value and thus overload the amplifier, but must be detuned somewhat to cause the proper value of resistance to be reflected. Since the circuits are overcoupled when Q_2 is larger than necessary, the reactance reflected into the tank circuit also is fairly large when $C_2 L_2$ is detuned. There is thus some effect on the setting of the plate tank condenser, C_1 , for resonance. Although somewhat undesirable from a tuning standpoint, this is unimportant so far as operation of the amplifier is concerned, and C_2 makes a smooth and convenient coupling control.

Higher Standing-Wave Ratios

The calculations above are based on a perfectly matched line. Even though the line is perfectly matched at one frequency it is unlikely to remain so over an appreciable band of frequencies, so it is of interest to see what must be done to make the coupling circuit compensate for a mismatch.

The effect of a mismatch is to make the input impedance of the line (this impedance now substitutes for R in Fig. 1) contain both resistance and reactance. Depending on the line length and termination, the reactance can be either capacitive or inductive, so the coupling circuit must be capable of adjustment to compensate for either type. The maximum value of reactance that must be compensated is a function of the s.w.r., and Fig. 3 shows the limiting values for

both 50- and 75-ohm lines. The resistive component of the input impedance will vary between

$$R_{\max} = Z_0 \times (SWR) \text{ and } R_{\min} = \frac{Z_0}{SWR}$$

but these maximum and minimum values will occur only at points where the reactance is zero — i.e., at current loops and nodes along the line.

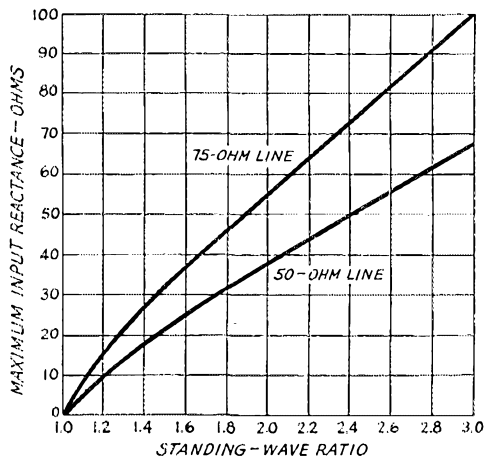


Fig. 3 — Maximum reactive component of the input impedance of 50- and 75-ohm lines as a function of the standing-wave ratio. The values given occur only at certain critical line lengths (which in turn depend on the s.w.r.) and will be smaller at all other line lengths. The reactance may be either inductive or capacitive.

The values of R_{\max} and R_{\min} affect the value of Q_2 , since L_2 is assumed to be fixed in value. Hence Q_2 must be chosen to give sufficient coupling in the worst case — that is, when R is equal to R_{\max} . To take the same example of a 75-ohm line and a median operating frequency of 7.15 Mc., let us assume that as the frequency is varied from 7 to 7.3 Mc. the maximum s.w.r. encountered is 2 to 1. Then R_{\max} is $2 \times 75 = 150$ ohms, so for $k = 0.5$ and thus minimum $Q_2 = 0.4$,

$$L_2 = \frac{0.4 \times 150}{2 \times 3.14 \times 7.15} = 1.3 \mu\text{h.}$$

This is again smaller than desirable because about 350 $\mu\mu\text{f.}$ would be required for resonance, but indicates that there is no problem in getting sufficient coupling since a larger coil probably would be used for other reasons.

In this case the principal "other reason" is likely to be the necessity for providing sufficient reactance change in the secondary circuit to compensate for the reactance in the input impedance of the line. The two general cases are shown in Fig. 4. Depending on the line length, the line may "look like" either a resistance and capacitance or a resistance and inductance. The resistance R needs no further consideration, since it has already been determined that the circuit Q will be large enough when R has its maximum value. The problem is thus one of finding a set of constants for L_2

and C_2 that will have enough tuning range to keep the entire circuit formed by L_2 , C_2 , C' and R in resonance at any operating frequency in the band, and the same for L_2 , C_2 , L' and R .

For an s.w.r. of 2, the maximum reactance, either inductive or capacitive, is shown by Fig. 3 to be about 56 ohms for 75-ohm line. Hence the reactance of C_2 and L_2 in series must be variable plus or minus 56 ohms from the resonance value of zero in order to effect compensation. The total reactance of L_2 and C_2 in series is

$$X = X_{L_2} - X_{C_2}$$

and since the reactance range is plus or minus 56 ohms in the present case the required range of X_{C_2} is

$$X_{C_2} = X_{L_2} \pm X = X_{L_2} \pm 56 \text{ ohms.}$$

(Obviously X_{L_2} has to be at least 56 ohms, and even this value would necessitate an infinitely large capacitance at C_2 to compensate the limiting case of capacitive input impedance. The proper approach is to select the largest available value of variable condenser and tailor L_2 to fit. The 250- μmf . condenser used in the earlier example will do; at maximum capacitance its reactance at 7 Mc. is

$$X_C = \frac{10^6}{2\pi f C_{\mu\text{mf}}} = \frac{10^6}{2 \times 3.14 \times 7 \times 250} = 91 \text{ ohms.}$$

Since decreasing the capacitance increases the reactance, the smallest capacitance needed will be that having a reactance equal to 91 ohms plus

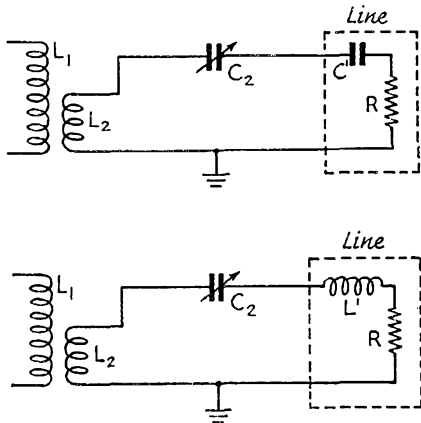


Fig. 4 — The equivalents of the coupling circuit and line input impedance. The values of C' and R are uniquely related by the line length and s.w.r. (this is also true of L' and R) but can be treated separately in designing the coupling circuit.

twice 56, or $91 + 112 = 203$ ohms. Hence the minimum capacitance required is

$$C = \frac{10^6}{2\pi f X_C} = \frac{10^6}{2 \times 3.14 \times 7 \times 203} = 112 \mu\text{mf.}$$

The reactance for resonance in $C_2 L_2$ is the median, or $91 + 56 = 147$ ohms, and this is also the value of reactance required for L_2 , so

$$L_2 = \frac{X_{L_2}}{2\pi f} = \frac{147}{2 \times 3.14 \times 7} = 3.3 \mu\text{h.}$$

Notice that the lowest frequency in the band was used in these calculations because the reactance change, for a given capacitance change in C_2 , is least at this end of the band and hence represents the most severe condition. The high end seldom will give any trouble unless the s.w.r. is unusually high and the minimum capacitance of C_2 is not low enough to meet the extreme of high capacitive reactance required.

Plainly, the higher the s.w.r. that has to be handled by the coupling circuit the higher the L/C ratio must be. This has the effect of making Q_2 higher than is needed for adequate loading of the amplifier, and while some leeway in coupling is desirable the attendant reaction on the tank tuning may not be. There are two obvious steps that can be taken: Match the antenna to the line as closely as possible so that the s.w.r. will be low, and use a condenser at C_2 having the largest available capacitance so that the inductance of L_2 will approach the minimum necessary. With Q_2 low, the r.f. voltage developed across C_2 also is low, and only receiving-type spacing is needed for medium power.

External Loading

In Fig. 5 the secondary circuit is split into two parts, L_2 and L_3 , it being assumed that there is negligible coupling from L_3 to either L_1 or L_2 . This arrangement can be used when L_2 is too small to meet the values determined as above, as might be the case when L_2 is the link provided on a manufactured transmitting coil. Inductance values of less than $1 \mu\text{h}$. are typical of such links, and in general the inductance is not large enough — at least at the lower frequencies — to permit much control of coupling by means of C_2 in the simple series circuit of Fig. 1. In Fig. 5 the additional loading inductance, L_3 , provides the needed means for compensating for the input reactance of the line when the s.w.r. is greater than 1 to 1.

There is a basic difference between Fig. 1 and Fig. 5 that has an important bearing on the practical application of these circuits. In Fig. 1, increasing the inductance of L_2 also increases the voltage induced in the secondary (even if the coefficient of coupling does not change) because as L_2 is made larger the mutual inductance between L_1 and L_2 also increases. In Fig. 5, adding L_3 has no such effect, since the mutual inductance between L_1 and L_2 remains the same.

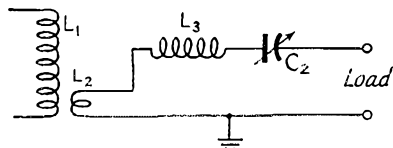


Fig. 5 — External loading coil, for cases where the inductance of L_2 cannot be altered.

For this reason the inductance of L_3 does not enter into the value of Q_2 when the formula given earlier relating k , Q_1 and Q_2 is used. For purposes of determining coupling, Q_2 must always be

based on the value of inductance in L_2 alone.¹ L_3 and C_2 simply provide the variable reactance by means of which the secondary circuit can be tuned to resonance, and L_3 may be looked upon as being merely a convenient way of extending the effective range of C_2 . (For example, if the reactance of L_3 is just a bit smaller than that of C_2 , the resultant of the two will be a very low value of capacitive reactance; i.e., the combination is equivalent to a condenser of very large capacitance.)

The other side of this picture is, of course, that if L_2 by itself is not large enough to load the amplifier properly when the secondary circuit is tuned to resonance, the only means available for increasing the coupling is to increase Q_1 . This can be done by making the primary circuit higher- C , provided it is done in such a way that the coefficient of coupling between L_1 and L_2 is not decreased. If the C/L ratio is increased by removing turns from L_1 , the turns should be taken off the end or ends of the coil farthest from L_2 —probably the most convenient way in nearly all cases—since this will tend to increase k and give a further improvement in coupling.

To illustrate, we continue the frequency of 7.15 Mc. and assume a fixed link having an inductance of 1 $\mu\text{h.}$, the coefficient of coupling between L_1 and L_2 being 0.4. Since L_2 is fixed, Q_2 is likewise fixed for a given load resistance. If the circuit is to handle an s.w.r. of 2 to 1 in 75-ohm line, the maximum load resistance will be 150 ohms, and Q_2 therefore should be based on this figure. The reactance of L_2 at 7 Mc. is

$$X_{L_2} = 2\pi f L_2 = 6.28 \times 7 \times 1 = 44 \text{ ohms}$$

so Q_2 when the secondary circuit is tuned to resonance by C_2 is

$$Q_2 = \frac{X_{L_2}}{R} = \frac{44}{150} = 0.29.$$

A rearrangement of the formula given earlier results in

$$Q_1 = \frac{1}{Q_2 k^2}$$

so the Q_1 required for sufficient coupling is

$$Q_1 = \frac{1}{0.29 \times (0.4)^2} = 21.6.$$

The total value of secondary inductance required for handling the 2-to-1 s.w.r. is calculated in just the same way as described earlier. The figure obtained in the sample calculation was 3.3 $\mu\text{h.}$, and when applied to Fig. 5 the difference between the total and the inductance of the link coil, L_2 , should be made up in L_3 . In this case, $L_3 = 3.3 - 1 = 2.3 \mu\text{h.}$

As we have observed many times before in these pages, it is unfortunate that the links provided on manufactured coils are almost invariably too small, on the lower frequency bands, to provide sufficient coupling to anything but very

small load resistances. Measurement shows that the link inductance on some of the medium-power coils for 3.5 Mc. is not even as much as 1 $\mu\text{h.}$ As the calculation above shows, this is not large enough for coupling into a line operating at a reasonably low s.w.r. even at twice the frequency, unless a plate tank Q considerably higher than the usual 10 or 12 is used. Assuming $Q_1 = 10$ and $k = 0.4$, the minimum Q_2 for sufficient coupling is

$$Q_2 = \frac{1}{10 \times (0.4)^2} = 0.625,$$

so for load resistances up to 150 ohms the required reactance for L_2 is

$$X_{L_2} = 0.625 \times 150 = 94 \text{ ohms.}$$

At 3.5 Mc. the corresponding inductance is

$$L_2 = \frac{X_{L_2}}{2\pi f} = \frac{94}{6.28 \times 3.5} = 4.3 \mu\text{h.}$$

This is around four times as much as some coils provide. A 1- $\mu\text{h.}$ link cannot be expected to give full coupling into a load of more than $1/4.3 \times 150$ ohms, or 35 ohms. This, it must be remembered, is with the secondary circuit tuned to resonance. Without such tuning, something of the order of 20 to 25 ohms is the limit.

Checking Circuit Values

Coil dimensions can be calculated from the formula in the *Handbook* or by means of the *Lightning Calculator*, in most cases, although when the inductance is small the results tend to become inaccurate. In this event, a better method is to adjust the coils to the proper inductance by measurement. A grid-dip meter and an inexpensive "standard" condenser are all that is needed using the method described in the chapter on measurements in the *Handbook*. Measurement can also be used for L_1 , the plate tank coil, although either the formula or *Calculator* is amply accurate for such coils.

Following the charts for tank Q as given in the transmitting chapter in the *Handbook* is quite

(Continued on page 124)



Articles published in *QST* invariably bring the authors considerable mail from readers desiring clarification or amplification on certain points. While such interest is always welcomed, authors are often hard put to handle such correspondence in volume. To expedite replies, readers should:

- 1) enclose stamped self-addressed envelopes;
- 2) when using club stationery include the secretary's address;
- 3) sign correspondence with full names and mailing addresses in addition to call signs; and
- 4) stress legibility when handwriting.

**SWITCH
TO SAFETY!**



¹ On the other hand, L_3 does increase the Q of the secondary circuit insofar as the selectivity of that circuit is concerned, so again it is desirable to use the smallest value of L_3 that the other requirements permit.

• New Equipment —

The LW-50 and LW-61 2-Meter Transmitter and Converter

• Even though you may be of the build-it-yourself rather than the buy-it-ready-made school, the chances are you're just as interested as the next one in knowing what's in the new gear offered for sale by manufacturers. Realizing this, we're opening a department in *QST* to discuss the technical details of new receivers, transmitters, and the like, as they come along. The idea is to give an over-all picture of the circuit and mechanical features, with particular accent on innovations that not only are interesting in themselves but that may be adaptable to homemade ham equipment as well.

Here is the first, and we hope you'll find it, as well as succeeding reviews, informative and useful.

THE LW-50 is a 15-watt 2-meter rig of compact construction, suitable for mobile or fixed-station use. The r.f. section, modulator and speech amplifier are built on a single $4\frac{1}{2} \times 8$ -inch chassis. Power supply requirements are 300 volts d.c. at just under 200 ma. and 6.3 volts, a.c. or d.c., at 3 amperes. Provision is made for either crystal or carbon microphones. The transmitter may be bought in kit form, or completely wired and tested.

The LW-61 is a midget-sized converter intended for mobile or casual home-station use on 144 Mc. Using only two tubes, it occupies a space only $2\frac{5}{8}$ by $2\frac{7}{8}$ inches, $3\frac{3}{8}$ inches high. It is crystal controlled and may be obtained for intermediate frequencies in the broadcast band, or in the 7-


or 14-Mc. ranges. Current drain is 6.3 volts a.c. or d.c. at 0.75 ampere and 150 to 250 volts d.c. at about 3 ma.

Transmitter Features

The transmitter r.f. section uses a 6J6 overtone oscillator with 8- or 24-Mc. crystals, tripling in the second section to 72 Mc. This drives another 6J6 with its sections in parallel, doubling to 144 Mc. The final stage is a 2E26 neutralized amplifier. Input runs about 15 watts at 300 volts. The modulator is a pair of 6AQ5s Class AB₁, driven by a 6U8 speech amplifier. Choice of crystal or carbon microphone is made by the use of a two-circuit plug for the crystal or a single-circuit plug for the carbon. No change in wiring is required. Gain is controlled by a screwdriver-adjusted potentiometer next to the microphone jack, on one end of the chassis. The antenna connector and the power fitting are at the opposite end.

Output coupling is set up for coaxial line. A single-turn link is fed through a length of soft copper tubing that is soldered into a hole in the chassis. The tubing serves as a support, and also as the outer conductor of a coaxial line to the antenna terminal. The cold end of the link is returned to a metal sleeve around the copper tubing and insulated from it. The capacitance thus formed is approximately right to tune out the reactance of the link. This will not, of course, compensate for any reactive component introduced at the antenna end of the coaxial line, but it does eliminate the necessity for any tuning, other than that of the final plate condenser, with well-matched antennas.

Amateur gear for 144 Mc. by LW Electronic Laboratory. At the left is the LW-61 2-tube crystal-controlled converter. The larger unit is the LW-50 transmitter. Tubes across the back of the picture are the speech amplifier and modulators. The r.f. section is nearest the camera.



The degree of coupling available is suitable for coaxial-line fed mobile antennas or beams. If open-wire line is used to feed the 2-meter array, a balun or antenna coupler should be connected between the transmitter and the line. The final plate circuit is separated at the center to make room for the variable link. Tuning is done with a series condenser at the opposite end of the split tank from the 2E26 plate.

Circuitwise, the LW-50 follows familiar practice in the r.f. section. Test points are provided for measuring the oscillator plate, final grid and final plate currents without breaking into the wiring or using jacks.

Depending on the type of microphone plug used, the first stage of the modulator operates as a high-gain amplifier (for crystal microphone) or as a grounded-grid amplifier (for carbon microphone) with the carbon microphone connected in the cathode circuit. Speech clipping is obtained when the 6AQ5 modulators draw grid current on speech peaks. A uniformly high level of modulation can be maintained without overmodulation, if the final stage input level is properly adjusted.

Mechanically, the LW-50 is ruggedly designed, to stand up under the rigors of mobile operation. The chassis is double plated with copper and cadmium for easy soldering and good conductivity. Wafer-type tube sockets with low-inductance lugs that solder directly to the chassis permit the short r.f. grounding paths so necessary to insure stable and efficient r.f. operation at v.h.f.

The Converter

The LW-61 converter is a midget package designed primarily for mobile reception on 144 Mc. Because of its small size and simple circuitry, it lacks some features necessary for optimum performance in the home station, but it will do for casual operating at home.

Two dual-triode tubes are used. A 6BZ7 is a combined grounded-grid r.f. amplifier stage and triode mixer. A 12AT7 overtone oscillator-multiplier supplies crystal-controlled injection. Crystals are in the 7- to 8-Mc. range, the exact frequency depending on the i.f. to be used. When the i.f. is a car broadcast receiver, the tuning range is only a part of the band, and additional crystals are needed to cover the entire four megacycles. A single crystal will do where the i.f. is a higher

frequency. The converter is supplied normally for broadcast, 7- or 14-Mc. i.f., but other frequencies are available on special order.

The current drain of the converter is so low that power for it is normally drawn from the receiver with which it is used. Coaxial fittings of

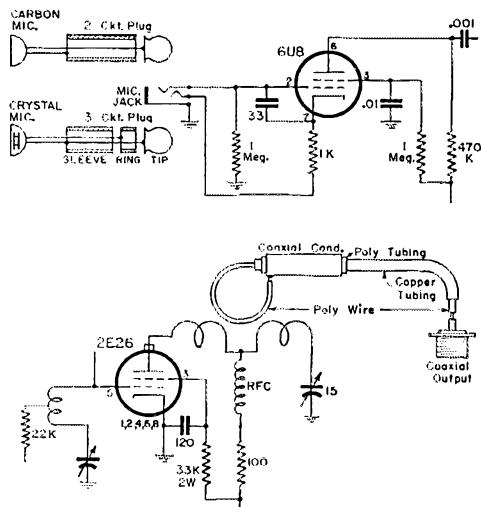



Fig. 1 — Two neat tricks used in the LW-50 2-meter transmitter. At the top is shown the method by which either crystal or carbon microphone may be used, with no changes in transmitter wiring. Setting of the gain control is about the same for either microphone, as the full gain of the 6U8 pentode section is utilized with the crystal. With a carbon microphone the stage works as a grounded-grid amplifier.

At the bottom is a sketch of the final amplifier plate circuit and output coupling system. Reactance of the coupling loop is tuned out by means of a simple coaxial capacitor, so that only the final plate circuit need be adjusted when the antenna is connected.

the phono type are provided for antenna input and i.f. output connections.

Where space permits, the converter may be placed inside the receiver cabinet. In mobile service it may be fastened to the car receiver case, or mounted elsewhere in the car where it is out of the way, as tuning is done with the receiver proper. Because of its simplicity, the converter is not sold in kit form. Manufacturer: LW Electronic Laboratory, Route 2, Jackson, Michigan.

— E. P. T.



Bottom views of the LW-61 and LW-50 2-meter units.

YL NEWS and VIEWS

BY ELEANOR WILSON,* W1QON

The YLs to be found working s.s.b. are still few and far between. W4VKL, Jackie Batchelor, of Monroe, Georgia, tells those of us who haven't yet discovered what it's about that we really are missing something. She is so sold on s.s.b. operation that perhaps her own words will inspire us to dig into the *Handbook* and back into *QST* issues for the past couple of years and do a little "thinking" and "learning" for ourselves on the subject. Two articles by Richard Blanchard, W6UYG, — "Sugar-Coated Single Sideband" and "More Sugar-Coated Single Sideband" in October '52 and '53, respectively, are particularly recommended for an introduction. And in his February '54 column, *QST* Asst. Technical Editor W1DX advised how to acquire — at no cost — a group of articles that have appeared in *GE Ham News*, and which are "musts" for the newly interested.

But let's let W4VKL, perhaps the most active YL on s.s.b. at the moment, tell of her experiences:

First, I must say that my OM, Joe, W4EGK, built my transmitter. It is very compact — smaller than an HQ-129X. I have 200 watts of s.s.b. and can flip two switches and have 75 watts of a.m. I have been operating s.s.b. since July 7, 1953, with my own station and using my own call.

Many people do not like s.s.b., the reason being they "can't read it," but the only trouble is: they haven't learned to tune it in. You have to tune *exactly* to the proper frequency. The method is explained in *QST*. You can receive it very nicely on any normal receiver having a b.f.o. Of course, a single-sideband "slicer" is very nice to have — even when receiving a.m. signals.

One reason why I like s.s.b. is that, with voice-control, a group of hams all over the country can carry on a QSO just as if they were sitting in one living-room talking. Anyone can break in at any time and all of the others can hear — in other words, when you are talking the transmitter is on, but between words or sentences the transmitter goes off and the receiver comes on. Also, two QSOs can be carried on, on the same frequency, without interference to each other — one on the upper sideband and one on the lower sideband.

When I am talking on a.m., I have to say all I'm going to say for a while and I just get tongue-tied and

* YL Editor, *QST*. Please send all contributions to W1QON's home address: 318 Fisher St., Walpole, Mass.



As a result of her "outstanding and meritorious service during the tornado which recently struck Worcester," Gertrude "Tweet" Hines, W1ULF, received a "Woman of the Month" award in February from the Whiting Milk Company of Massachusetts. She is shown here accepting an engraved silver Paul Revere pitcher from Mr. John Connors, Worcester manager for the company.

The service that she and W1RLQ, Chata Swenson, and W1SCS, Ruthe Ferguson, rendered inspired the poetic tribute by Raymond Cotton, W1BTY, that appeared in this column for September, 1953.

The NYL of W1ULE and mother of two young daughters, Tweet works 10 and 75 'phone, and 20 and 80 c.w., with a Viking I and a Collins 75A-2. She is a member of the YLRL, has BPL and RCC certificates, and is alternate net control of the Deep Sea Dragnet of New England.


can't think of anything more to say; but when I am on s.s.b. I have someone to talk right back to me and I don't know when to stop!

Come on, girls, get on s.s.b. — let's really enjoy our hamming with almost no interference and really carry on in round-table style! BCNU on s.s.b.!

What say, girls — shall we do some investigating to see if we come up with the same conclusions?

(Continued on page 126)

S.s.b. enthusiast Jackie Batchelor, W4VKL.



Novice & Technician Exams by Mail

Revised FCC Procedures Effective June 10th Include New 75-Mile Limit for Conditional Class Exams

EFFECTIVE June 10, 1954, amateur examination procedures specified by the Federal Communications Commission are revised to provide that:

1) examinations for Novice and Technician Class licenses will be available only by mail; and

2) applicants for "standard" amateur privileges conveyed by the General Class license will be permitted to take the examination for Conditional Class (conveying the same privileges) when they live more than 75 miles from a quarterly examining point, instead of the present 125-mile limit.

These revised procedures were conceived largely in the interests of economy of operations, inasmuch as the Field Engineering & Monitoring Bureau of FCC has found itself thoroughly overloaded with work and almost unable to operate within its budget the last year or so because of the huge increase in amateur examinations brought about by the establishment of the Novice and Technician classes of license. Additionally, the workload has been compounded by the fact that most such applicants reappear within a short time for another examination for a higher class of license.

This FCC action places a great deal more responsibility on the amateur body in the administration of license examinations. Under the new arrangement approximately one-half the total FCC examinations of amateur applicants will be supervised by one of us rather than an FCC engineer. It is important, therefore, that we all know the procedures to be followed in mail examinations. While of course the entire story is in the *License Manual*, we shall summarize it here for the information of all amateurs.

Novice and Technician Exams

It is important to understand that the Novice and Technician examinations are not simply permissive or optional on a mail basis; the mail procedure is compulsory. At the present time a Novice or Technician applicant may take the mail exam if he lives more than 125 miles from a quarterly examining point (or is physically disabled or in military service); others have to appear in person before an FCC examiner at the proper time. But after June 10th these examinations will be available *by mail only*. Even if an applicant lives across the street from an FCC district office, he will take his examination by mail. After that date, neither FCC offices nor traveling engineers will conduct examinations for Novice and Technician licenses.

The mail procedure is precisely the same as that now used; it will simply affect all ap-

plicants instead of only a portion as at present. The rules provide that a mail examination will be conducted and supervised by not more than two volunteer examiners (not more than one examiner for the code test, and not more than one examiner for the complete written examination). The person administering the code test must be the holder of an Extra Class, Advanced Class or General Class amateur license, or shall have held, within the 5-year period prior to the date of the examination, a commercial radiotelegraph operator license issued by the Commission, or within that time shall have been employed in the service of the United States as the operator of a manually operated radiotelegraph station. The person supervising the written examination must be at least 21 years of age. The customary practice is to have a single amateur conduct the entire examination by meeting both age and class-of-license requirements.

After June 10th, if you are an applicant for Novice or Technician license, no matter where you live, you will write the FCC Engineer-in-Charge of the district, tell him in what class of license you are interested, and ask for the mail examination papers for that class. He will send you the application form and a sealed envelope containing a set of examination questions, as well as detailed instructions on procedure. *Before doing anything else, read the instructions carefully.*

First, you fill out the application Form 610 and (assuming it is for a station license as well as an operator license) swear to it before a notary. Next you get your code examiner to give you a code test at the speed prescribed for the license involved. If you pass, he then completes the certification on the back of the form. Then, and only then, are you ready for the written examination. If you fail to pass the code test, you must return the examination envelope unopened and wait a month before trying again. If, for some reason, you are unable to undertake the examination within 15 days of receipt, the completed application form and the unopened envelope should be returned to the district office.

Assuming you pass the code test, your witness for the written examination (who is probably the same person giving you the code test) may then open the sealed envelope. He inspects it and sees that it consists of a number of sheets of paper bearing the examination questions. He hands these to you. You proceed to the answering of the questions, making certain to sign your name on each sheet in the space provided as you go along. Your witness must remain constantly present, and your work must proceed without interruption; at the conclusion

your witness certifies on the back of the application form that he opened the envelope and that you wrote out the answers in his presence without assistance from any source. Then you put both the application form and the completed exam sheets in the envelope provided and mail them back to the district office.

If you have passed, your license will come to you in a few weeks; you may not operate until you receive the actual license, of course. If you fail, you will be notified; you can try again after another month.

Conditional Class Exams

After June 10th the present mail procedure for Conditional Class examinations will remain the same (as described above), but a considerably larger number of amateur aspirants will be eligible to use it. The present rule provides that anyone residing within 125 miles airline of a city where examinations are available at least as often as four times per year must appear in person to take a General Class examination before an FCC engineer; applicants residing beyond that distance may take the same examination by mail, in which case the license is known as Conditional Class. After June 10th the distance limit will be only 75 miles, so obviously a much larger territory is opened for the use of mail examination procedures.

It is to be noted that the Conditional Class examination is not compulsory for distant applicants; it is permissive. In other words, an applicant living more than the 75 miles from a quarterly point may, if he wishes, appear at an FCC examining point and take a General Class examination.

In an adjoining column we list the cities where, at the present time, examinations are conducted regularly at district offices or sub-offices, or at least four times a year by traveling engineers. These cities are centers of circles which may be drawn with a 75-mile radius to indicate eligibility for the mail examination. It is important to note that the distance measurement is made by FCC from city-center to city-center. In other words, if the center of one city is 74 miles airline from the nearest quarterly examination point, all amateurs in that city are considered as coming within the limit and therefore required to appear for personal examination; an applicant is not eligible for the mail exam because he happens to live on the far side of town and perhaps actually 75½ miles away from the FCC point.

An applicant for a higher grade of license will be given credit for specific requirements in the examination only if the license he currently holds was issued on the basis of an examination before an FCC Engineer. For example, a Novice licensee who obtained his ticket by mail will, when he takes his Technician exam, have to take the 5-w.p.m. code test again. Similarly, a Technician who obtained his ticket by mail will, when he takes his Conditional or General Class exam, have to take the written

exam all over again (in addition to the higher speed code test). We mention this to point out that after June 10th all Novice and Technician examinations, because they will be by mail, will therefore not carry any credit toward higher license grades.

— J. H.

Quarterly Examination Points

Amateur license examinations are conducted regularly at district administrative FCC offices in the following 24 cities:

BOSTON, MASS.	PORTLAND, ORE.
NEW YORK, N. Y.	SEATTLE, WASH.
PHILADELPHIA, PA.	DENVER, COLO.
BAITMORE, MD.	ST. PAUL, MINN.
NORFOLK, VA.	KANSAS CITY, MO.
ATLANTA, GA.	CHICAGO, ILL.
MIAMI, FLA.	DETROIT, MICH.
NEW ORLEANS, LA.	BUFFALO, N. Y.
HOUSTON, TEX.	HONOLULU, T. H.
DALLAS, TEX.	SAN JUAN, P. R.
LOS ANGELES, CALIF.	JUNEAU, ALASKA
SAN FRANCISCO, CALIF.	WASHINGTON, D. C.

Exams are similarly available on frequent schedules or by appointment at the following suboffices:

ANCHORAGE, ALASKA	SAN DIEGO, CALIF.
BEAUMONT, TEXAS	SAVANNAH, GA.
MOBILE, ALA.	TAMPA, FLA.

In addition, the following cities are visited at least four times per year by FCC traveling engineers to conduct amateur examinations:

BIRMINGHAM, ALA.	NASHVILLE, TENN.
CHARLESTON, W. VA.	OKLAHOMA CITY, OKLA.
CINCINNATI, OHIO	OMAHA, NEBR.
CLEVELAND, OHIO	PHOENIX, ARIZ.
COLUMBUS, OHIO	PITTSBURGH, PA.
CORPUS CHRISTI, TEXAS	ST. LOUIS, MO.
DAVENPORT, IOWA	SALT LAKE CITY, UTAH
DES MOINES, IOWA	SAN ANTONIO, TEX.
FORT WAYNE, IND.	SCHENECTADY, N. Y.
FRESNO, CALIF.	SIoux FALLS, SO. DAK.
GRAND RAPIDS, MICH.	SYRACUSE, N. Y.
INDIANAPOLIS, IND.	TULSA, OKLA.
JACKSON, MISS.	WILLIAMSPORT, PA.
KNOXVILLE, TENN.	WINSTON-SALEM, N. C.
LITTLE ROCK, ARK.	
MEMPHIS, TENN.	
MILWAUKEE, WIS.	

These 61 cities are known as quarterly examining points and are the bases for measurement of the distance determining eligibility for the Conditional Class examination, now 125 miles or greater but to be 75 miles or greater after June 10, 1954.

Strays

In all fairness it should be pointed out that the Charactron Morse-code converter described in the March issue is not the first converter of this kind. Horace W. Babcock, ex-W5JMS, described a machine that did the same thing in a slightly different way in the June, 1948, issue of *Electronics*. In that device the presentation was on a slowly-revolving phosphorescent disk backed up by a rapidly-rotating back-lighted (by a strobe lamp) stencil disk.

Happenings of the Month

BOARD MEETING

Once again in May the Board of Directors of the American Radio Relay League will meet (this year in Denver, Colorado) to examine the affairs of the League, hear reports of its committees, discuss current problems in amateur radio, consider various motions and proposals by individual directors, examine current FCC proposals for amateur rules changes, and make policy decisions to guide our course for the ensuing year.

Through bulletins, correspondence, on-the-air activity, and visits to club meetings, hamfests and conventions, the several directors of the League have been gathering background on problems and viewpoints presented by individual members in their divisions. They can't make personal contact with every amateur, of course; but they are always interested in knowing what each of you thinks about various topics of the day in ham circles. Write him; his address appears up front in this and every issue of *QST*.

At press time we have knowledge of several specific items which are scheduled to be brought up at the meeting. For one thing, current FCC proposals¹ relating to expansion of the voice sections of 10 and 20 meters, authorization of A9 emission on 6 meters, and the general question of subdividing our bands for more specialized groups (such as mobile) will receive considerable attention by the Board. Directors Brabb and Roberts are separately proposing, with slight variations in wording, amendment of Article 12 of the ARRL Articles of Association so there will be no possibility of misunderstanding that the requirement for director candidacy in elections is four years' continuous ARRL membership immediately preceding the election.

Director Noble proposes an amendment of Article 8, with the aim of requiring an election to fill any vacancy in the office of Vice-Director. Various committees of the Board will be reporting on such subjects as League finances, membership, RACES, public relations, "new-equipment" col-

umn in *QST*, and handicapped persons in amateur radio. The meeting commences Friday morning, May 14th, and promises to be a busy one. Be sure your director knows your views on matters of the day. If you should write him a last-minute letter, address it c/o Brown Palace Hotel, Denver, Colorado.

NOVICE & TECHNICIAN CHANGES

In March, FCC took final action in Docket 10712 and effective June 10, 1954, Novice and Technician Class amateur license examinations will be available *only* by mail. As of the same date, the present 125-mile distance from quarterly examining points determining eligibility for a Conditional Class license is reduced to 75 miles. As these changes are of considerable effect on amateur licensing procedures, they are discussed in detail in a separate article elsewhere in this issue.

QST ARTICLE AWARDS

At its meeting last year the ARRL Board of Directors established cash awards of \$300, \$200 and \$100 for the three articles judged by the Executive Committee to be the most meritorious of those appearing in each yearly volume of *QST*. After careful deliberation, the Committee has selected the following three articles as the outstanding ones in 1953:


First award: Mack Seybold, W2RYI, for his January *QST* article, "Harmonic Radiation from External Nonlinear Systems."

Second award: Oswald G. Villard, jr., W6QYT, and Allen M. Peterson, W6POH, for their April *QST* article, "Meteor Scatter."

Third award: J. S. Belrose, VE3BLW, for his September *QST* article, "Short Antennas for Mobile Operation."

The Committee's job was not easy; a number of other articles were considered and several were real contenders for prize honors right up to the final decision. We express our congratulations to the authors of these articles, and are certain that all amateurs will join us in agreeing that they represent real contributions to amateur radio's technical progress.

¹ April, 1954, *QST*, p. 45.



At the IRE show in New York, General Manager A. L. Budlong, W1BUD (second from left), presents an ARRL check to Mack Seybold, W2RYI, as first award for the outstanding *QST* article for 1953. Watching the proceedings are Asst. Technical Editor Byron Goodman, W1DX, and Technical Director George Grammer, W1DF.

F.C.C. DISTRICT CHANGES

The Commission has made some modifications in the organization of its Field Engineering & Monitoring Bureau. Of primary interest to amateurs is the shift of the state of New Mexico from the Dallas district office to the jurisdiction of the Denver office; New Mexico ham aspirants should hereafter write to Denver for application forms, etc. There has also been a reshuffling of the jurisdiction of Regional Managers. The new set-up is of interest to us because the Regional Managers are the people in FCC who are directly charged with the responsibility of sponsoring and supervising the work of TVI Committees. We show below a list of the eight offices, their addresses, and the FCC districts and home offices they cover:

F.C.C. FIELD ORGANIZATION

REGION	INCLUDES DISTRICTS
1 954 Federal Bldg. 641 Washington St. New York 14, N. Y.	1. Boston 2. New York 3. Philadelphia 4. Baltimore 5. Norfolk, Va. 24. Washington, D. C.
2 411 Federal Annex Atlanta, Georgia	6. Atlanta & Savannah 7. Miami & Tampa 8. New Orleans & Mobile 9. Houston & Beaumont 10. Dallas 22. San Juan, P. R.
3 323-A Customhouse San Francisco 26, Calif.	11. Los Angeles & San Diego 12. San Francisco 15. Denver
4 802 Federal Office Bldg. Seattle 4, Washington	13. Portland, Ore. 14. Seattle
5 P.O. Box 1142 Lanikai, Oahu, T.H.	21. Honolulu
6 P.O. Box 644 (Rm. 52 U. S. P. O. Courthouse) Anchorage, Alaska	23. Juneau & Anchorage
7 832 U. S. Courthouse Chicago 4, Illinois	16. St. Paul 17. Kansas City 18. Chicago
8 1029 New Federal Bldg. Detroit 26, Michigan	19. Detroit 20. Buffalo, N. Y.

NATIONAL AMATEUR RADIO WEEK

As reported in last month's *QST*, the roster of bills to be considered by the Congress includes a joint Senate and House Resolution to declare the third week of June each year as National Amateur Radio Week. For the information of members we reprint herewith the text of a statement filed by the League endorsing the Resolution and urging its passage:

Hon. William Langer, Chairman
Judiciary Committee
United States Senate
Washington 25, D. C.

My dear Senator Langer:

The American Radio Relay League, Inc., national non-profit membership association of amateur radio operators,

wishes to urge the favorable recommendation by your Committee of S. J. Resolution 124, to establish a National Amateur Radio Week, and presents the following brief statement in its support.

Amateur radio is a scientific hobby, defined in international law as a public service of "self-training, inter-communications and technical investigations carried on by . . . duly authorized persons interested in radio techniques solely with a personal aim and without pecuniary interest." From a humble beginning at the turn of the century, amateur radio in the United States has grown and progressed until today there are more than 114,000 citizens licensed by the Federal Communications Commission "in the public interest, convenience or necessity."

Amateur radio has, indeed, a magnificent record of public service. Perhaps foremost is the amateur's work, on a volunteer basis as always and using equipment acquired at his own expense, in providing emergency communications. In practically every major disaster, where commercial wire and radio circuits are disabled, the short-wave communications networks of amateurs have stepped into the breach to provide vitally-needed communications for rescue and rehabilitation purposes. These instances range from rescue of a snowbound train in the Colorado mountains in 1922, to the New England floods of 1936 where, despite property losses in seven figures, the almost negligible loss of life was attributed primarily to outstanding emergency communications; to the 1953 Flint, Michigan and Worcester, Massachusetts tornadoes which again found hundreds of volunteer amateurs on the job to provide disaster communications links from home-constructed self-powered personal radio stations, at home or in motor vehicles. Since 1945, amateurs have furnished message links in nearly 200 different emergency incidents and disasters in various parts of the nation.

In the technical field, amateur radio operators pioneered the short-waves, at a time when this portion of the radio spectrum was considered "worthless" by industry and government, and the improvements in technique developed by them are legion. The first Trans-Atlantic short-wave communications, in 1923, was by amateurs. Our present knowledge of the behavior of the "VHF" and "UHF" portions of the radio spectrum, now occupied by the television broadcast industry, is derived to a large extent from early amateur investigations.

Each amateur station can be considered a "field observation post" in technical investigation work, and amateur radio on several occasions has cooperated in government and industry research, especially in the field of propagation. These are merely examples. Amateur radio is also a prime source of engineering, operating and executive personnel for the electronics industry; many of today's leaders in the field chose electronics as a career because of an early interest and self-training through amateur radio.

The large body of self-trained operators in amateur radio constitutes a highly-skilled reserve which, as has been demonstrated in two world conflicts, is easily integrated into the military service. In World War II more than 25,000 amateurs (of the 50,000 licensed at that time) entered the service for military communications work. At present several thousand amateurs participate in training programs of the Military Affiliate Radio System of the Department of Defense. During World War II amateurs organized and largely manned the War Emergency Radio Service, an emergency civil-defense communications system; under the new name of Radio Amateur Civil Emergency Service, established by cooperative endeavor of the military authorities and FCC, amateurs continue to place their self-acquired skills at the disposal of state and community civil-defense organizations.

We should also mention the sociological importance of amateur radio to the nation. This scientific hobby teaches method, industry, self-reliance, consideration of others, and encourages an inquiring mind. It has been said that the leadership of the United States in the electronics field derives to a considerable extent from what may be termed "the amateur spirit in research." Since our national culture is only as good as the individuals who comprise it, obviously amateur radio is making many contributions toward its improvement.

The selection of the third week in June as a proposed National Amateur Radio Week is not an arbitrary one, but is based on the fact that that week culminates each year in the annual Field Day Tests of the American Radio Relay

League. This activity, another facet of the organized effort of amateurs to keep themselves in constant readiness for emergency communications needs, each year sees upwards of 5,000 amateurs transporting some 2,000 individual self-powered radio transmitters and receivers into remote spots throughout the nation and, by operating in relays, conducting a continuous 24-hour grueling test of personnel and equipment under simulated emergency conditions.

We believe it is fitting that the nation recognize the voluntary contributions of these self-trained communications specialists by the designation of a National Amateur Radio Week the third week in June. We urge the Committee's favorable recommendation on the measure.

Sincerely yours,

A. L. BUDLONG
General Manager

At the same time we are pleased to report that Maryland amateurs have scored a beat with the proclamation by Governor McKeldin of that State setting the week of June 14-20, 1954, as Amateur Radio Week! SCM Plummer, W3EQK, is leading a committee of local amateurs in plans for publicity and displays during that week. The text of the Governor's proclamation reads:

"Amateurs in the art of radio have contributed in a very considerable degree to the communication system of the Nation and State.

"Their work has often been of special value in times of emergency — in the hours of disaster — in floods, great fires and other natural and man-made catastrophes.

"They have helped those in distress. They have aided in the apprehension of criminals.

"These 'Hams' of the air, as they call themselves, have been and continue to be an important and indispensable element in our vast network established for Civil Defense — here in Maryland as well as anywhere.

"They receive no compensation for their work, and far less public recognition than they deserve.

"During the week beginning on June 14, radio amateurs all over the world will participate in demonstrations, tests and other field activities —

a project in which the Baltimore Amateur Radio Club, Inc., and other groups of these radio enthusiasts in Maryland will participate.

"In grateful recognition of their patriotism, dedication to service and general activities in the public good, I, Theodore R. McKeldin, Governor, do hereby proclaim the week of June 14th through June 20th to be 'Amateur Radio Week in Maryland'."

LICENSE PLATES

The last few months have seen Arkansas, Indiana and Arizona join those states issuing call-letter license plates. In Arkansas, Charles Thomas, W5WVD, president of the Greater Little Rock Amateur Radio Club, was chairman of the committee for the Little Rock Club which sponsored the successful legislation.

When G. Hochstetler, W9KDV, president of the Indiana Radio Club Council, led the move in his state which was sponsored by the I.R.C.C.

Arizona joined the parade on March 10, 1954, when the Governor signed the law which will provide the distinguishing plate in lieu of the regular license plate, at an additional cost of \$3.00. Application blanks will be available in the near future.

To all — a job well done.

LEAGUE OPPOSES LICENSE FEE

At its March meeting the Executive Committee of the League undertook an extensive examination of the FCC proposal in Docket 10869 dealing with a schedule of license fees for various services, that for the amateur being proposed at \$3. After careful deliberation of various aspects of the proposal, the Committee directed that the General Manager file in opposition to the principle of a fee for amateurs; but that if it is determined by the Commission that some fee is required, it be not more than \$1. The League's filing with FCC on the subject is as follows:

Charles Thomas, W5WVD (left), with the first Arkansas ham license, and Senator Max Howell, Little Rock, who graciously lent of his efforts.

Archie Waring, W6ACN (right), being presented the first California ham license plate by Gov. Goodwin Knight, a top booster for the bill.

When G. Hochstetler, W9KDV, Martinsville, president of the Indiana Radio Clubs Council, with his new call sign plates much in evidence.



**Before The
FEDERAL COMMUNICATIONS COMMISSION
Washington, D. C.**

In the Matter of

Establishment of fees for the
Commission's licensing and
similar activities

DOCKET NO. 10869

**COMMENT OF THE AMERICAN RADIO RELAY
LEAGUE INC.**

Pursuant to Paragraph 20 of the Notice of Proposed Rule Making in Docket 10869, released January 28, 1954, The American Radio Relay League files these comments on behalf of the more than 40,000 licensed amateur members of the League.

These comments were formulated after extensive deliberation by the ARRL Executive Committee and examination of the expression of views by League directors on behalf of their constituents, by various amateur radio societies, and by a number of individuals.

The position of the League is that we oppose the imposition of license fees in the amateur service. Should the Commission be unable or unwilling to exempt amateurs from its fee schedules, the League's view is that the fee for amateur applications including both station and operator's licenses should not be greater than the nominal amount of \$1

Nature of the Service

Although well known to the Commission, we should like to include for the record a brief statement of the amateur's unique position among the services licensed by the Commission. Part 12 of your Rules specifically defines an amateur as "a person interested in radio technique solely with a personal aim and without pecuniary interest. . . ." The amateur is self-trained. On his own time and at his own personal expense he obtains a knowledge of the art sufficient to pass the license examination, and progresses in skill and technique. At no time does the amateur in his varied activities have any objective of material gain. The public service record of the amateur over the years in providing emergency communication in time of disaster is so well-known that we mention it only to point out that here, again, the amateur performs on a volunteer basis, on his own time and expense. The technical improvements in the art contributed by amateurs similarly do not need recounting here, but once more it is important to recognize that they have been accomplished strictly without pecuniary interest. As is also well-known, amateur radio is a prime source of personnel for the electronics industry, and many of today's leaders in the field chose electronics as a career because of an early interest and self-training through amateur radio; it has been said that the leadership of the United States in the electronics field derives to a considerable extent from what may be termed "the amateur spirit in research" — the thorough devotion to one's work which the amateur acquires early and carries through his career when employed in the professional field.

We believe that the voluntary, public-spirited contributions to our national life by the self-trained specialists making up the body of amateur radio are in themselves good and sufficient reasons to exempt the amateur service from payment of a license fee to the Government of the people we serve.

Amateurs Already Share Regulatory Costs

The League does not necessarily oppose the principle of each service standing a reasonable share of its costs to the Government. But we maintain that the amateur service does already on a voluntary basis conduct a number of its activities in a manner so as to obviate the need for certain federal regulatory supervision which would otherwise be required at great expense to the Government; and that in fact this procedure has been followed for so many years that the Commission may well have come to accept it as a standard procedure and thereby have overlooked its relevance to the current proposal.

Self-policing

The amateur service has an outstanding record in the field of self-enforcement of the Commission's rules. In no small measure this derives from the establishment by the League many years ago of a corps of volunteer Official

Observers, who spend much of their time monitoring the amateur bands and advising stations as are found guilty of major or minor infractions of such discrepancies, either by direct radio contact or by postcard. Over the years this principle has become a part of the everyday approach of all amateurs toward their operating, and friendly notification or advice is regularly provided between amateurs in their daily contacts concerning compliance with regulatory provisions. Thus for many years the Commission has been able to conduct its supervisory and monitoring responsibilities with considerably fewer personnel than would be required if close attention to the amateur service were an essential, and there has been a consequent saving in costs to the Commission and the Government. Because this procedure has existed for so many years, this aspect of the amateur service helping to pay its own way may not always be fully appreciated in the examination of regulatory costs.

Interference Committees

The Commission has the responsibility for investigation and solution, insofar as possible, of mutual interference problems between the services under its jurisdiction. Particularly with the advent of the television broadcast service, these problems have compounded to the point where if normal measures continued to be employed the Commission would have been put to great expense in administration of such matters. In the amateur service, however, a solution which had proved successful in the early days of aural broadcasting was re-adopted for the current television interference problem — the establishment of "TVI" committees on a community basis to handle interference problems. More than 300 of these have now been set up, organized and staffed largely by amateurs under Commission sponsorship. Their success has been outstanding. Thus on a purely volunteer basis the amateur service has relieved the Commission of an immeasurable amount of investigative work which would otherwise have been necessary for the Commission to carry out its responsibility. The saving in dollars to the Commission has been and continues to be considerable.

Conduct of Examinations

With the continued growth of amateur radio, and the heavy upswing in the last few years of applications for amateur licenses brought about by the establishment of the Novice and Technician Classes of operator authorizations, the Commission's expense in supervising and conducting these examinations, both code tests and written portions, has become a serious problem. Largely as an economy measure, the Commission has recently adopted a new procedure whereunder examinations for Novice and Technician classes of amateur license will no longer be available at FCC offices or at points visited by traveling FCC engineers, but must be taken by mail. The Commission has delegated to any amateur holding a General Class (or higher) license authority to supervise the code test for these licenses, and similar authority to administer the written examination if the supervisor is 21 years of age or older. Thus the Commission is being relieved of considerable expense in conducting examinations for these two classes of license, which in the last year amounted to nearly half of the total applications received by the Commission in the amateur service. Further, the Commission has greatly expanded the areas where the Conditional Class license is available by mail. It is an important factor in the present discussion, we believe, to realize that purely by volunteer activity the amateur service is undertaking a considerable amount of the Commission's licensing workload, at a saving to the Commission of substantial proportions.

Discouragement of Newcomers

The United States has an established policy of encouraging the interest of its youth in scientific hobbies, and this policy has many times been held responsible for our world leadership in technical fields. There is no better example of such progress than amateur radio as a stepping stone to the electronics field. Just a few years ago the Commission, with our full support, established the Novice Class of amateur license to "create initial interest (among) particularly youth." The license fee proposal works a hardship on the Novice aspirant, not only in instances where he is a young lad for whom the acquisition of the necessary fee may be a problem, but also because when he chooses the Novice route

(Continued on page 130)



Correspondence From Members -

The publishers of *QST* assume no responsibility for statements made herein by correspondents.

S.S.B.

114 Idlewilde Drive
Winston-Salem, N. C.

Editor, *QST*:

With all the good things that can be said about single-sideband, it must be admitted that it is not a method of transmission that is compatible with a.m. Would it not be well to give a portion of our bands to this method of transmission? I believe enough of us would see the value of it to do so *voluntarily* if a poll were taken. It seems to me that a 25-kc. segment on 75, 40, 20, 15 and 10 could be arranged on a trial basis. It would be well if the s.s.b. segment did not border on the a.m. band but would be separated from it. . . .

— Lewis Kanoy, W4DCW

3166 Bryant St.
Palo Alto, Calif.

Editor, *QST*:

. . . Looking back through some twenty years or more, the bands are crowded as never before. In the interest of easing QRM, it might help more than just a little bit if the s.s.b. stations were given, say, 25 kc. to operate in exclusively. By doing this, the rest of us old-fashioned people would stand a sporting chance.

— Jack G. Hollenbeck, W6JIC

225 Cambridge Ave.
Berkeley 8, Calif.

Editor, *QST*:

. . . Now I am going to introduce my ten cents' worth of suggestions which I hope will be considered along the constructive lines intended.

1) Q: I am not a Traffic Engineer and don't know anything about it but . . . I believe that it is common practice for the Traffic Engineer, before he recommends anything, to take what is termed a "traffic count." In this count he finds out what the present-day traffic consists of, where it is going, where it came from, peak periods, duration of peaks, etc. He also obtains an estimate of growth or decline. With this information in hand he can determine rather accurately, based on formulae of many previous surveys, just what facilities are going to be required (or what rearrangement of existing facilities can be made) to handle the present-day traffic. He can, by the use of his estimate, if taken for an advance period of, say, 5 years, inject and expand his formulae to obtain an idea of what facilities would be required at, say, yearly intervals for the next five years. He then might engineer his construction on an advanced planning basis and ask, "Now just how much of this should I allow for growth at the end of two years?" At the end of two years he might want to repeat the fact-finding so that he would be prepared to revise, if necessary, his first decision.

A: Before we can answer the question about s.s.b. we should have a "traffic count" and an "estimate of growth." How many hams are operating s.s.b. now? How many expect to be going to s.s.b. in the next 1-2-3-4-5 years? How many new hams do we estimate will be s.s.b.?

2) Q: The Traffic Engineer would, I should think, need to determine the type of traffic which would be permitted to operate over a system. For instance, it certainly would not be feasible to permit slow-moving vehicular traffic on a 60-m.p.h. freeway; yet if there is a large percentage of slow-moving traffic likely to exist for some time, satisfactory allowance has to be made for its existence. The facilities provided for either service should be expanded or reduced, depending on what our periodic traffic studies indicated.

A: Putting s.s.b. in frequency allocations for a.m. is not going to be satisfactory. The two types of communication are not compatible. Actually, s.s.b. is more closely associated with c.w.; the difference is that the carrier is triggered by the voice instead of by a bug. The techniques

used in receipt of s.s.b. and c.w. are similar; a.v.c. off, r.f. gain down, audio level up, and even xtal filter in "sharp" position. (If you don't believe the last operation, try receiving s.s.b. on a stable a.m. receiver, and be surprised.) Even here, though, we still find that s.s.b. has characteristics which make it unsuited for operation in the c.w. bands.

3) Q: Well, what is the T.E. gonna do? He takes a good look at his survey and he is dismayed. He finds that all facilities are at present very much overloaded. He knows that he is not going to be able to expand his facilities — so, he has to improve on his allocations to permit c.w., a.m. and s.s.b. to operate at the speeds for which they are designed.

Getting back to straight talk again, my suggestion is that we should first take a square look at s.s.b. Find out what the present-day number of stations and comparable activity are. What is the expected trend toward s.s.b. going to be? What percentages of our bands are their numbers entitled to, taking into consideration the number of c.w. hams, a.m. hams, and the claims of s.s.b. of two-for-one operation compared to a.m. 'phone.

Then, for gosh sakes, let's end this fruitless battle of a.m. versus s.s.b. by taking a portion of the c.w. band and a portion of the present 'phone band and putting the s.s.b. boys unto themselves, until such times as conditions change.

Thanks for listening.

— Bill Davis, W6V5

[EDITOR'S NOTE: A common statement these days, heard over the air and found in the letters above, is that "a.m. and s.s.b. are not compatible." If this means that "one interferes with the other," then it is equally true that "high power and low power are not compatible."

If it is meant in the same sense that "compatibility" is used in color-TV work, "s.s.b." can be substituted for "color TV" and "a.m." for "monochrome." The definition of "compatibility" then becomes "the nature of the s.s.b. systems which permit substantially normal a.m. reception of the transmission by typical unaltered a.m. receivers designed for standard a.m." Further, "receivers are to be considered 'unaltered' if only receiver controls normally provided are readjusted" (page 22, *Proc. I.R.E.*, Jan., 1954).]

ROTTEN OPERATING

342 Brunswick Ave.
Toronto, Ontario

Editor, *QST*:

I am a snob.

For thirty-five years, man and boy, I have whacked the brass under this same call sign on many ham bands.

I am willing to send ten words a minute with what I hope is a fair amount of grace if I happen to run into a Novice. I will also discuss subjects such as the junior op's first tooth or what happened to the Dodgers in the '53 World Series — subjects of absolutely no interest to me. I will even handle any traffic that comes my way without a shudder at long-distance telephone delivery charges. But there's one thing I am very boorish about.

When VE3GE calls CQ and a station returns dead on my frequency with fifteen calls before he signs, there is a dead silence. So help me, if he is the rarest DX on the band, he gets no reply.

It should be a must for every ham operator to listen in one hour a week on 500 kc., to WCC, WAX, KFS and the like. Maybe some of the delinquents would absorb the excellent operating techniques forced on these fellers by circumstances.

As the Old Man would have said, "The Rettysnitch to these long-callers."

— Gord McClain, VE3GE

QSLING

126 Chesterton Blvd.
Chesterton, Ind.

Editor, QST:

It has just come to my attention, through Fred Sawyer, W9FJI, of The Tri-State Amateur Radio Society, that a great number of QSL cards are not reaching the hands of hams due to incomplete addresses. This is the first I had thought of the problem the postal officials face every time a card or letter reaches their hands without a completely addressed cover.

To quote a paragraph from Fred Sawyer's letter:

"A QSL card addressed to W9XXX, Chief Operator John, Evansville, Indiana, certainly is not properly addressed. How many people in a city of approximately 150,000 are named John? And who but a fellow ham would know who W9XXX was? Certainly not the post office — Congress hasn't allowed them any money to buy Call Books — even if they did, it takes six months sometimes to get a new call in it."

This could be the very reason some of us are irritated because "W9XXX" hasn't answered that beautiful QSL sent to "John of Evansville." There are many answers to this problem. If you are interested in getting a QSL to and from "W9XXX," tell him your address or, as many do when operating c.w. and the address is a long one, tell him it's "OK in book."

I am sure this is the answer to my QSL problem and it could be the answer to yours.

— D. B. Summers, W0VAY

SIGN-OFF

Waterford, Conn.

Editor, QST:

I'm not a 'phone hound myself, but get a great kick out of listening to those boys on 3.8 Mc., especially to the slush and banana juice which they sling around when signing off. The correct signal for the expression "best regards" is just plain 73. This, in itself, is so overworked and so dry that it wouldn't take a Niantic River breeze to blow the dust away. But when the boys (and girls) come across with, "Well, I'll say 73s to the gang, etc.," which literally means "best regards," it's all I can do to keep from chewing up my best quartz crystal and giving a kick to my only good rectifier tube. Under the right circumstances, I could see more sense in the use of the plural of 88.

Just to break the awful monotony, gang, why not just say "GB, you big bum" or anything else which you feel is appropriate, and let it go at that? After all, nobody takes this bunk seriously, and maybe the other fellow will think you have an original streak in your make-up. He's just waiting for you to get off the air, anyway.

— Roy L. Gale, W1BD

MOBILE FREQUENCY

4 Ploughman's Bush
Riverdale 71, N. Y.

Editor, QST:

This letter is to suggest some procedures which would help traveling mobile amateurs to make contact with each other and with local fixed stations. During the past five summers I have operated low-powered mobile rigs in all U. S. call areas except the fourth and also VE1, mainly with the objective of working stations immediately on the route. Technically, the results have been gratifying when stations within ten or twenty miles have been heard, and very pleasant contacts have ensued. Operationally, however, much more could have been desired because very few local signals have been heard, even in regions where I have passed a number of other mobiles on the road.

Probably the failure to make contact with local stations is the result of the random operation of the stations in a given area. This situation could be avoided by the adoption of a "mobile contact period" when traveling mobiles could establish contact with each other and with local fixed stations. I propose from 5:30 to 5:40 P.M. local time as the most convenient period. At this hour the traveler has just become settled in his motel while the local resident has usually just returned from work. Neither has started dinner or become involved in extended activities. The traveler could obtain local information early enough for it to be useful for him

and, if desired, arrangements could be made to resume contact in the evening either on the air or in person.

If this idea is adopted, I suggest that operators, after calling "CQ mobile," tune the entire band for replies because many mobile stations are confined to a few frequencies by the absence of a VFO or to a limited segment of a band by the narrow bandwidth of low-frequency loaded antennas. Also, this period should be used mainly for establishing preliminary contact. An extended QSO should not take place without a check for other stations who might wish to join.

A procedure which would be helpful would be the publication in QST of "local mobile contact frequencies" (possibly one for each ARRL section, as determined by the SCM). I have observed that local usage of the bands varies considerably. Bands, or large portions of bands, virtually unused in one part of the country may be the most popular in others. Therefore it is possible at present for a mobile operator to discover that the equipment which produced numerous contacts at home is useless in the area to which he has gone or, in the case he has multiband equipment, that he has lost contacts by having had it tuned to an unfavorable frequency.

For this purpose it probably would not be necessary to specify an exact frequency but rather a band or a general portion of a band. As there would be some seasonal variation, these frequencies should be published at least twice a year; that is, "for summer" and "for winter."

— Yardley Beers, W2AWH

ANYONE FOR QRO?

7807th USAREUR Det.
APO 696, c/o PM.
New York, N. Y.

Editor, QST:

GM6MD's letter in February implies that the American "kilowatt" is more than is needed, an attitude many Europeans nurse about everything the American aims for . . . the best. I, myself, have been getting the razz from my DL friends for working on a pair of 813s. Every time they make a QSO with W-land on their 50-watter, they don't fail to let me know.

Here's my stock answer to all of them and they always admit I may have something here. Amateur radio communications may be compared to a forest. In America, 1000 watts is the legal limit. A 50-watter sapling in that forest is just overshadowed by the big boys when both signals finally reach DX-land, often that is. But a 50-watter in Europe is no sapling. Other European stations have comparable power. Therefore, the European signals have similar strengths when they arrive out in the DX country. Hence they're heard.

— Wendall S. Johnson, DL4MK

FILTERED

625 S. Sunset Canyon Dr.
Burbank, California

Editor, QST:

I have just developed the perfect receiver from the standpoint of selectivity. However, there is one minor bug left which I am presently working on. Perhaps you have some ideas.

You see, I was dissatisfied with the performance of the b.c. receiver in the car which is fed by my Gonset, so I decided to modify an old prewar Philco Transitone I had for use as a 1440-kc. i.f. I began by adding two i.f. cans on the set's 260-kc. i.f. frequency and an extra 6BJ6 i.f. amplifier. I peaked this set-up, modified the detector circuit, and added a noise squelcher. Then I decided further to increase the signal-to-noise ratio by cutting down the audio bandwidth. This I did, and the receiver performed beautifully, although it sounded rather tinny, with all the highs and lows missing.

With all the QRM on 75, it seemed like a good idea to make the i.f. still sharper by introducing a little regeneration into it. So, I coupled a little of the plate energy back to the grid of the 6BJ6. This increased the gain, and also sharpened it up very nicely.

Then the bug showed up. It seems that the i.f. is so sharp that it even clips the signal, so that everything above about 500 cycles is cut off in the i.f. The audio filter takes out

(Continued on page 136)

Results—Twentieth ARRL Sweepstakes

BY PHIL SIMMONS,* WIZDP

At the stroke of 6:00 P.M. EST last November 14th, the ARRL Sweepstakes, celebrating its twentieth anniversary, got under way. And from that precise moment through the next 33 hours the call CQ SS rocked the bands, 'phone and c.w., from coast to coast and well beyond. The uproar was resumed with undiminished ardor the succeeding week end.


Why all the excitement? Well, there seems to be a certain something about the SS that appeals to countless amateurs, regardless of primary operating interest. To the contest veteran, it may be the thrill of vying with the local talent for the section award, or the challenge of breaking previous SS scoring records. To the newcomer to amateur radio, the SS can be a golden opportunity for a fast WAS and a fun-packed short cut to higher code speed and operating know-how. To the experimenter, it's a once-per-annum crack at seeing how long the transmitter will survive under pressure—pressure with a capital "P," that is! To the club enthusiast, the SS may stand for club certificate awards and that beautiful cocobolo gavel. And so forth.

If you've already participated in an SS or two, just skip this paragraph. If you haven't, a brief review of the whys and wherefores may be in order. Contestants aim to swap exchanges, similar to message preambles, with as many amateurs in as many of the 73 ARRL sections as possible. Those who run 100 watts input or less get a power multiplier to help them compete with the kilowatts, and a maximum of 40 hours of operating time is permissible. That's about all there is to it. You missed something if you weren't in the last one, but there'll be another when November, 1954, rolls around, and you can make up for lost time then.

The 1953 affair brought in 1641 logs, 1271 c.w. and 370 'phone. That's 488 more than the previous year's contest and a 42 per cent increase in participation. Yes, despite the continued sad status of the spectrum, the SS is bigger than

* Communications Assistant, ARRL.

ever! Seventy-three c.w. and 68 'phone operators bucked the growing tide, earned ARRL section awards. (See the tabulation of scores to deter-



mine who copped *your* section award.) Special certificates are also going to 10 Novices and to 73 club leaders. Nice work, guys and gals!

Now's let's have a look at how some of the gang made out . . .

The Brasspounders

When Larry LeKashman fired up his 4-65A 100-watter in the '53 SS, he probably figured he'd do okay. As an ardent SSer from W2IOP, W8IOP and now W9IOP, Larry always has. In this one he started rolling at the outset with 42 QSOs the first hour, carried on similarly for his remaining operating time. When it was all over, he was the new all-time SS champ with a tally of 199,199 points, had deposited by 8000 markers ex-record holder W6CUF, op of W6BJU in '51. Listening on a 75A-2, Larry latched onto 72 sections the first week end, got Alaska the second for his 73rd, had time for 1103 contacts as well. How does he do it? We don't know. Ask W9IOP.

Jerry, W3BES, added one more certificate to a stack already voluminous from previous DX, v.h.f. and SS work, with a 179,671-point total, the nation's second highest competitive score. Jerry reported 988 stations worked in all sections. His HT-18 drove an 813 at 100 watts input on 20, 40 and 80. Receiving gear was a DB-23 and NC-101X.

It isn't easy for W7s to accumulate the sort of totals the East Coasters do, what with 15 meters erratic and "good old ten" practically nonexistent for SS purposes. But W7PGX didn't let this worry him. Wheeling the 95 watts around 3.5, 7 and 14 Mc. with accustomed agility, Liscum came up with a walloping 993 exchanges in all sections but Vermont, weighed in at 176,310 points.

◆
Martin Fox, W6IXK, scored 125 grand to rank first among W6 brasspounders and take the Los Angeles section award hands down.
◆

QST for



Vic Clark, W4KFC, decided to forsake that 1.25 power multiplier, cranked up the p.p. 4-250As to 900 watts, set out to best the previous record of 1100 SS QSOs (W8IOP in '51). This he did — and then some! Using the same 20-40-80 band combination that served W9IOP, W3BES and W7PGX in such good stead, Vic piled up the fourth-position score of 171,988 points, worked 1183 stations, averaged a sizzling 29.6 contacts per hour. Operating aides included a BC-348 with Select-o-Ject and a CQ-SS wheel.

The following racked up over 125,000 points, too: W4KVVX 166,050, W5LGG 162,790, W3EIS 160,326, W3DGM 157,620, W3JTK 152,730, W8PBU 150,120, W5GEL 144,175, W5DWB 134,280, W9ERU 134,010, W5KC 131,794, W5RID 130,159, W5TFB 128,340, W9YFV 127,203, W0TKX 125,563, W6LXX 125,010.

Competition for SS awards is always between stations in the same ARRL section. This is as it should be, because location differences render it impossible for some to compete with others on a national basis. A little plugging, though, will bring a section award to any amateur who discovers the right combination of antennas, clean keying, quick band-change and, above all,



“operator savvy.” Listed below are the scores of licensing area leaders, all of whom have found the secret of SS winnership:

W1BFT	107,010	KL7EVR	20,670
W2SSC	104,966	KP4JE	42,210
W3BES	179,671	KZ5EU	24,125
W4KFC	171,988	VE1AR	48,480
W5LGG	162,790	VE2NI	91,040
W6LXX	125,010	VE3BBR	70,200
W7PGX	176,310	VE4MX	24,500
W8PBU	150,120	VE5LV	18,813
W9IOP	199,199	VE6MA	37,194
W0TKX	125,563	VE7RU	350
KH6IJ	59,938	VE8OG	6,435

Seventy-three sections were on hand for the first time, fledgling Santa Barbara having boosted by one the number available. Here are the sharpshooters — note the W3s with the pipeline! — that qualified for the full multiplier: W1RY, W3s ALB BES CTJ EIS EVW JTC KT LVF,

◆
Illinois winner Paul Edwards, W9NDA, worked five bands, was '53 SS 'phone champ with a 116,070-point tally. (Photo by W9YZE)



Tenth-high c.w. score came from pipe-fancier Tom Gloystein, W8PBU, Ohio section and Ohio Valley Amateur Radio Assn. winner.

W4KFC, W5s GEL LGG RID, K6BLL, W9s IOP WFS YFV. Twenty-two others worked 72 sections but bemoaned the paucity of KL7, VE8 and Vermont representation, indicating those as the hardest to come by.

Sparked perchance by ARRL's offer of a special certificate to the top Novice in each section where three or more such logs were received, the yearlings were out in force. Number-one tally among WN and KN competitors comes from Wolverine State's Bill Engle, who posted 8138 points at WN8NGK within the confines of 3700-3750 and 7175-7200 kc. Other FB totals: WN9YDZ 3975, WN8OXI 3185, WN0QMZ 3088, KN2EIU 3048, KN6AYB 2826, KN6AUD 2875, WN0WS 2801, WN0ZE 2563, WN4BLR 2275, WN9YXX 2200, WN4AUC 2161, WN1YNI 2114, WN1WZR 2000.

The A3 Contingent

A permanent spot in the Hall of SS Fame is due Paul Edwards, W9NDA, who became the first W9 to lead the 'phone brethren in postwar SS competition. Paul stayed at the 32V-2 to the tune of 530 exchanges in all sections, amassed 116,070 points. He relied on 20-40-75 but, missing no bets, made 10 and 15 pay off for a few QSOs during the 40-hour operating stretch, took the Illinois section award going away.

Not far behind was W0PRZ with a husky 107,201-pointer. Alvin chatted with 497 entrants in the 73 sections in just 30 hours, at the same time provided a scarce one for those questing



WAS. The lash-up included a 32V-1 and 75A-2, both bolstered by a fancy assortment of rotaries and Vee beams.

Only other 6-digit score among voicemen was that of W4HQN, with W4NTZ doing the talking. Milt got 66 section-markers out of 520 stations worked on 20-40-80, reported 102,460 points.

Other outstanding phone accumulations: W5YGL 71,181, KH6AWM 70,819, W8AJW 70,686, W4KZF 69,564, W5SFW 68,832, W5UBN 66,402, W4ESK 65,520, W1JEL 62,112, W0BCF 57,936, W6SUP 57,664, W4SOV 57,456, W5TTG 56,730, W0REP 53,676, W3VKD 51,204.


All 73 ARRL sections were active, but it took some digging! Heading the roster were W9NDA and W0PRZ, both of whom got 'em all, followed by W5SFW with 72 and W3JNN, W3MSK and W0BCF with 71.

So that each entrant can see how his score shapes up with the high man in his vicinity, here are the licensing area leaders:

W1JEL	62,112	W9NDA	116,070
W2SKE	45,356	W0PRZ	107,201
W3VKD	51,204	KH6AWM	70,819
W4HQN	102,460	KL7AON	28,740
W5YGL	71,181	VE2CB	6,278
W6SUP	57,664	VE3BVI	18,365
W7NPV	37,479	VE6EO	2,880
W8AJW	70,686	VO6U	133

Club Scores

Sixty-one groups tried out for the gavel that goes to the club whose members come up with the highest aggregate score. And for the fourth straight SS the Potomac Valley Radio Club, after a nip-and-tuck fracas with Frankford, outpointed its rivals and earned the coveted prize. The Ohio Valley Amateur Radio Assn. continued to creep up on the leaders and may well pass them by in the future. See the accompanying club box for full data on club totals and certifying winners.



CLUB SCORES


Club	Score	Entries	C.W. Winner	Phone Winner
Potomac Valley Radio Club	2,730,841	47	W4KFC	W4HQN
Frankford Radio Club	2,567,904	39	W4BES	W3MDE
Ohio Valley Amateur Radio Assn.	1,560,621	35	W4KXV	W4KZF
El-Ray Radio Club	783,261	47	W1BOD	W1OTH
York Radio Club	590,893	11	W9YFV	
Chicago Suburban Radio Assn.	480,314	18	W9WFS	W9FVU
Richmond Amateur Radio Club	382,010	60	W4BZE	W4VUF
Milwaukee Radio Amateurs Club	348,715	16	W9GHL	W9VBZ
Westpark Radlops	335,938	21	W8VTF	W8AJW
Detroit Amateur Radio Assn.	320,371	25	W8YIN	W8GTI
Twin City Contest Club	315,983	6	W0TKX	
South Jersey Radio Assn.	267,766	17	W2PAU	K2BQW
Northwest Amateur Radio Club	264,075	8	W9NII	
St. Louis Amateur Radio Club	255,713	4	W4PZO	
Hampden County Radio Club	241,421	21	W1JYH	W1QWJ
Syracuse Amateur Radio Club	235,159	4	W2RQH	
Connecticut Wireless Assn.	229,047	4	W1BIIH	
Michiana Amateur Radio Club	223,865	6	W9IOF	
Queens Radio Amateurs	212,649	9	W2GXC	
Levittown Amateur Radio Club	203,134	8	W3RDK	
Rebel Radio Club	197,328	4	W4RRB	
Buckeye Short Wave Radio Assn.	196,322	4	W8OYI	
North Suburban Radio Club	185,170	8	W9WJV	
Nassau Radio Club	184,271	13	W2VL	K2AAA
Central Connecticut Contest Club	179,697	8	W1WFO	
Pottstown Amateur Radio Assn.	167,782	4	W3BIP	
Dayton Amateur Radio Assn.	159,639	5	W8ZJM	
Lake Success Radio Club	144,424	21	W2OPY	W2BQM
South Lyme Beer, Chowder and Propagation Society	133,106	4	W1IKE	
Mid-Island Radio Club	130,195	3		
Dade Radio Club	122,778	3	W4LVV	
St. Louis University Amateur Radio Club	111,090	6	W9NGV	
Philadelphia Wireless Assn.	109,744	5	W3QLI	
Aero Amateur Radio Club	107,361	5	W3QQO	
Johnson County Radio Amateur Club	106,298	5	W0BCI	
Norton Amateur Radio Club	103,721	14	VE3BXF	VE3BVI
Klickerbocker Amateur Radio Club	101,947	5	W2VBS	
Tri-County Radio Assn.	98,593	4	W3TWC	
Denver Radio Club	98,336	12	W0IC	W0BWJ
Garden State Amateur Radio Assn.	92,521	4	W2TPJ	
Martinsville Amateur Radio Club	89,500	5		W9JVN
Columbus Amateur Radio Assn.	88,420	3		
Bloomfield Radio Club	85,373	4		
Niagara Radio Club	79,348	9	W2HWH	
Baltimore Amateur Radio Club	79,326	3	W3GBB	
Pacific Radio Club	79,040	4	W6KPM	
West Philadelphia Radio Assn.	78,834	3		
Canton Amateur Radio Club	76,027	8	W8AL	
Rochester DX Assn.	67,586	4		
Point Radio Amateurs	63,139	6	W9BCC	
Southern California Teen Age Net	57,489	9	W6NJU	W6MYG
Delaware Valley Radio Assn.	52,240	4		
Mountaineer Amateur Radio Assn.	49,348	5	W8MBA	
Coronado Radio Club	44,480	4	W6JVA	
Northeast Philadelphia Radio Club	44,247	7	W3ICG	
Tri-County Radio Club	40,446	4	W1NHJ	
Browning School Amateur Radio Club	34,998	4	W9WAN	
Avenel Radio Club	34,916	6	W2JCO	
Fall River Amateur Radio Club	21,649	7	W9VJD/1	W9VJD/1
Swan Amateur Radio Club	5662	3		W9TPA
Central High School Radio Club	3376	4	W0DSP	



With 600 watts to 813s at W6SUP, Bob Metke paced California 'phone entrants and provided SSers with the Sacramento Valley section multiplier.

Sidelights

A new "Entries" figure, indicating the sum total of 'phone and c.w. logs submitted by a club, has been added to the tabulation of club scores. It can be used to answer questions like: (1) Which club came up with the most logs, and (2) which club had the highest score *per entry*. . . . K6BWD took the L.A. award with 25 watts to an 807 modulated by 1614s. Who says you need power to get out on 'phone! . . . Personal note to the W7 and W9 who traded SS messages *four times*: How about using ARRL Operating Aid #6 to avoid duplicate contacts, fellows? . . . W2SKE had to do four TV shows over the two week ends, but averaged 22 QSOs per hour for 15 hours and earned the N. Y. C.-L. I. A3 certificate, nevertheless. Bill avows it was the best SS ever. . . . Clubs looking to the future are signing up Novices. Richmond Amateur Radio Club had 8 c.w. entries from the yearlings, El-Ray Radio Club, 5. . . . W1RWP (Vt.) enjoyed giving W5LGG and W5GEL their 73rd sections. . . . Call oddities: W0BAT, W8DOG, W3HOG and W0PIG were on, as were W1SAD, W2SOB, W2WOE and W8JOY. Also in there were W8BUM and W8OAF. . . . Section-hunting brass pounders included W1RY who got 'em all in just 154 contacts and W0DQL with 70 out of 78 QSOs. . . . Ohio Valley Amateur Radio Assn., with most members in Ohio, saw both its club awards go to Kentuckians W4KVX and W4KZF. W4s also spear-headed Potomac Valley Radio Club (scattered over Md.-Del.-D. C. and Virginia) with W4KFC and W4HQN getting the nod. . . . W8PCS says this was his 10th consecutive SS and looks forward to many more. . . . W0DSP, Advisor, Central High School Radio Club (Sioux City, Ia.), writes: "ARRL is doing a fine piece of work in sponsoring the several contests among the amateur fraternity. Participation is a great experience for the youngsters just getting



George Therkildsen, W5YGL, relaxes after becoming high 'phone man for the W5 licensing area and Southern Texas.

into radio and a wonderful incentive toward better operating procedures." . . . W2NLI, 15 years old and in his first SS, liked the widespread use of break-in. . . . VE2CB found he could win the Quebec 'phone award without VFO, but has already added one to his gear for the next shindig. . . . W9IQP observes conditions were peculiar with long skip prevailing but signals extremely strong from parts of the country that were being heard. Larry also notes: "It appeared that a number of the regular contest men whom I had worked over many previous years were not active. I hope that only skip prevented me from hearing them and that they have not given up this extremely enjoyable competitive event." . . . W9ERU (Ill. c.w. winner, 134,010 points) recalls having grabbed the award for Illinois in the first SS (January, 1930) with a snazzy 52 QSOs in 26 sections. . . . W9NH likes the contest but hates the paperwork involved in the reporting. (Don't we all?) . . . WN0QMZ is a brand new ham who got lots of new states in his very first contest. Adds Ron: "If they're all as much fun as this one, I hope to be in plenty more." . . . K6AUZ got so many queries when abbreviating Santa Barbara section as "SBAR" that he ended up spelling it out for everyone. . . . VE2DR doffs his hat to the supermen who ran up the big scores despite the QRM and difficult band conditions. . . . W5SQI says his XYL didn't like the idea of being husbandless for two week ends. . . . Over 50 contestants wrote "Where was Vermont?" . . . With 7 watts to an 807 on 3.5 and 7 Mc., W8JWX made 206 A1 QSOs. . . . Check these for some rugged intrasectional battles: 'Phone — W6BXA and W6IDY in East Bay; W0YMP, W0BWJ and W0RJN in Colo.; W4AYX and W4WHF in E. Fla.; W5YGL and W5UBN in So. Texas. *C.w.* — W2TPJ and W2HWH in N. N. J.; W0NCS and W0FZO in Iowa; W0LLU and W0FIN in Mo.; W6ZQD and W6RMP in Sac. Valley; W7QDJ and W7CCC in Utah; W5ONL/4 and W4USM in Ala. . . . All 48 states were worked at W3LEZ for the first time in any contest. . . . W7EYD has copped Washington section 'phone honors for 5 years running.

Twentieth Sweepstakes Contest Scores

Scores are grouped by Divisions and Sections. . . . The operator of the station first-listed in each Section is award winner for that Section unless otherwise indicated. . . . Likewise the "power factor" used in computing points in each score is indicated by the letter A or B. . . . A indicates power up to and including 100 watts (multiplier of 1.25, c.w.; 1.5, 'phone), B over 100 watts (multiplier of 1). . . . The total operating time to the nearest hour, when given for each station, is the last figure following the score. . . . Example of listings: W3BES 179,671-988-73-A-40, or, final score 179,671, number of stations 988, number of sections 73, power factor of 1.25, total operating time 40 hours. . . . An asterisk denotes Novice certificate winners in sections where at least 3 Novice logs were submitted. . . . Multi-operator stations are grouped in order of score following single-operator station listings in each section tabulation, with calls of participants in parentheses.



Liscum Diven, W7PGX, piled up 176,310 markers, the nation's third-highest c.w. total, grabbed the Arizona certificate, too.

C.W. SCORES

ATLANTIC DIVISION

Eastern Pennsylvania

W3BBS...	179,671	988-73-A-40
W3DGM...	157,620	889-71-A-40
W3KMT...	117,460	55-72-A-40
W3ALB...	116,161	857-73-A-35
W3LVF...	113,606	625-73-A-29
W3EJV...	108,314	594-73-A-39
W3B3C...	106,400	609-70-A-37
W3EQA...	104,563	598-70-A-39
W3LHZ...	104,212	596-70-A-34
W3GHM...	100,130	594-63-A-34
W3DLR...	94,500	525-72-A-37
W3CHH...	86,250	575-60-A-40
W3KTC...	84,771	465-73-A-31
W3CPS...	77,588	455-71-A-34
W3HNO...	63,728	441-53-A-37
W3BIP...	62,764	399-63-A-37
W3ARK...	60,620	434-70-B-35
W3EAN...	51,396	420-62-B-24
W3KDF...	49,833	322-62-A-28
W3ADZ...	49,476	435-57-B-27
W3LXN...	48,160	344-54-A-1
W3ISE...	47,809	337-57-A-26
W3GHD...	45,979	276-67-A-18
W3HER...	45,960	386-60-B-28
W3QLI...	39,550	283-56-A-13
W3MKA...	39,220	298-53-A-17
W3VDV...	35,913	295-63-B-30
W3CGS...	36,150	241-60-A-27
W3MWC...	32,513	289-45-A-26
W3MWL...	29,854	260-59-B-35
W3RYT...	20,654	268-31-A-32
W3KFK...	19,700	197-40-A-26
W3DEF...	19,166	184-41-A-24
W3CLC...	17,380	156-56-B-12
W3ADE...	17,044	152-45-A-12
W4VWV/3		
	16,695	159-42-A-19
W3JSA...	16,200	164-40-A-18

W3JTK...	152,730	849-72-A-40
W3JTC...	117,895	647-73-A-37
W3GRF...	115,489	672-69-A-40
W3KDP...	115,375	654-71-A-40
W3VAN...	115,110	641-72-A-36
W3RFB...	112,901	655-69-A-40
W3AEL...	107,216	605-71-38
W3QOO...	83,318	530-63-A-34
W3NOE...	82,159	492-67-A-32
W3DRD...	73,980	412-72-A-28
W31KN...	73,600	461-64-A-39
W3JVO...	71,610	512-56-A-40
W3MFE...	70,653	480-59-A-37
W3GAA...	65,360	415-64-A-17
W3SAL...	65,208	386-68-A-28
W4FF/3...	56,325	360-63-A-35
W3PTZ/3	56,000	404-56-A-33
W3WV...	53,125	313-68-A-27
W3RNY...	40,989	290-57-A-40
W3GA...	38,123	332-46-A-26
W3GBB...	37,125	298-50-A-33
W3WFM...	35,974	274-53-A-35
W3FDJ...	34,361	281-49-A-31
W3CIG...	31,868	257-62-B-30
W3HIV...	28,635	251-46-A-30
W3ZQ...	25,488	216-50-B-22
W3MTZ...	23,148	198-47-A-27
W3PQT...	21,009	234-47-B-29
W31VJ...	19,799	169-47-A-15
W32FG...	19,505	166-47-A-13
W31RV...	18,900	180-42-A-38
W4HZ/3...	14,778	129-46-A-23
W3PZW...	14,175	135-42-A-8
W3UGF...	12,920	138-38-A-13
W3KLA...	12,800	165-40-B-27
W3HTK...	12,773	131-39-A-18
W3JO...	10,453	113-37-A-15
W3HXN...	9,214	139-27-A-15
W3WU...	9,100	104-35-A-14
W3AOO...	8,988	107-42-B-8
W3IBX...	7,840	112-28-A-13

W2LYL...	19,744	205-39-A-1
W2FYT...	19,430	170-58-B-1
W2XLA...	18,922	174-43-A-24
W2QDY...	18,686	200-34-A-22
K2EDL...	15,840	144-44-A-6
K2BMX...	15,540	168-37-A-24
W2HWD...	15,338	209-30-A-26
W2QJK...	10,000	101-40-A-14
W2BYD...	8,098	101-32-A-14
W2HAZ...	7,500	101-32-A-14
W2NQU...	6,084	80-31-A-15
K2CJW...	5,468	82-27-A-11
W2DMU...	5,400	80-27-A-11
W2BWW...	5,250	89-24-A-17
W2QKZ...	2,400	40-24-A-4
W2TM...	2,300	40-24-A-4
W2SDB...	1,395	31-18-A-5
W2GVV...	1,181	19-13-A-11
W2SPV...	320	16-8-A-1
W2EWN...	193	11-7-A-1
W2BEI...	160	10-8-B-1

Western New York

W2SSC...	104,968	411-89-A-34
W2RQH...	96,169	558-69-A-39
W2KJL...	76,570	495-61-A-38
W2INH...	74,100	570-65-B-37
W2COW...	59,798	453-66-B-32
W2EMW...	48,500	305-65-A-37
W2FMF...	40,096	359-56-B-28
W2FXA...	36,300	285-56-A-28
W2KIS...	33,495	307-61-A-2
W2SVF...	28,888	277-56-B-26
W2KEL...	29,200	292-50-B-30
W2ZNA...	22,919	280-41-B-22
W2SVC...	18,360	320-32-A-16
W2VJO...	14,625	183-36-A-24
W2KLE...	13,421	135-41-A-11
W2SAW...	5,880	85-28-A-12
W2CTA...	5,160	65-32-A-11
K2EVP...	4,875	75-26-A-10
W2OVP...	4,410	85-21-A-9
W2CIE...	4,165	60-28-A-9
W2KJL...	3,245	67-25-A-17
K2CUE...	3,465	72-21-A-15
W2WOE...	3,355	61-22-A-8
W2PYC...	2,258	43-21-A-5
K2DJD...	765	27-12-A-11
K2NEBO...	114	7-7-A-7
K2GEX...	40	2-2-B-2
W2VIU...	20	5-2-B-2
W2GVJ (W2GVJ K2RIJ)		
	1041	25-17-A-10

Western Pennsylvania

W3NRE...	78,120	504-62-A-33
W3PWN...	63,335	478-53-A-32
W3SIJ...	23,702	252-33-A-38
W3NGL...	19,136	208-46-B-20
W3KBE...	17,071	153-27-A-16
W3WLM...	11,840	148-32-A-20
W3SDV...	11,200	103-40-B-15
W3UHN...	16,454	47-14-A-5
W3NVR...	1,220	35-24-A-19
W3NKA...	1,140	85-8-A-17
W3NCD...	100	10-3-B-1
W3SYW...	23	3-3-A-1

CENTRAL DIVISION

Illinois

W9FRU...	134,010	747-72-A-40
W9YFV...	127,203	699-73-A-40
W9LNU...	111,926	637-70-A-40
W9PNE...	103,814	603-69-A-32
W9AMU...	96,840	539-72-A-40
W9WJV...	93,925	553-69-A-40
W9WFS...	84,498	466-73-A-23
W9ZAB...	69,550	428-65-A-35
W9KLD...	65,911	401-67-A-38
W9OIL...	61,900	440-59-A-39
W9WIO...	61,750	383-65-A-27
W9PAR...	66,635	368-67-A-31
W9WHF...	46,980	325-58-A-38
W9LUO...	39,949	309-53-A-29
W9WEL...	35,840	256-56-A-24
W9ONG...	35,179	270-52-A-30
W9POL...	32,240	248-52-A-35
W9ZSQ...	30,240	231-54-A-35
W9EET...	24,900	208-48-A-25
W9QXY...	24,255	200-49-A-25
W9GGM...	24,180	186-52-A-16
W9FKH...	23,000	200-46-A-32
W9NJZ...	22,990	209-44-A-34
W9TH...	21,875	151-58-A-15
W9MRQ...	16,748	203-33-A-17
W9TRT...	15,640	185-34-A-27
W9VOX...	14,905	145-42-A-29
W9RER...	14,310	167-36-A-4
W9JUV...	13,653	123-43-A-1
W9CKC...	12,285	127-39-A-12
W9OIN...	12,119	141-35-A-24
W9TPE...	10,920	112-37-A-21
W9DRU...	10,725	111-39-A-14
W9TRF/9	10,406	113-37-A-29
W9DOQ...	10,360	130-40-B-13
W9QOX...	9,765	109-30-A-22
W9YDQ...	9,364	114-33-A-17
W9BLT...	9,673	96-38-A-21
W9GEM...	8,886	96-29-A-14
W9WYB...	6,720	84-32-A-8
W9WOC...	6,683	101-27-A-24
W9UYD...	4,785	69-29-A-12
W9NYDZ...	3,975	61-30-A-34

W9BJN...	3,172	63-26-B-12
W9REC...	3,025	55-22-A-10
W9ZTS...	2,750	52-22-A-17
W9TJL...	2,744	51-27-A-9
W9JTM...	2,250	50-18-A-10
W9PDT...	1,520	33-19-A-12
W9OKI/9	1,425	38-15-A-7
W9TAL...	1,425	30-19-A-4
W9BYV...	1,260	32-18-A-9
W9PTI...	1,170	31-7-A-8
W9SEJ...	1,005	30-12-A-12
W9YSR...	900	30-12-A-4
W9WJD...	715	26-11-A-24
W9WNT...	375	16-10-A-9
W9CIV/9	336	14-12-A-4
W9WJG...	191	9-9-A-2
W9CCG/9	108	14-4-H-1
W9WTC...	70	7-4-A-3
W9IDO...	45	6-3-A-1
W9OHU...	15	6-1-A-1
W9WJW...	3	1-1-A-1
W9WJ (W9S GVZ NZM PKW POF)		
	87,735	665-65-B-40
W9OCB (W9S DDP DWJ OCB)		
	3,143	508-65-A-33
W9UVM (W9S UVM VBS)		
	80,385	469-69-A-36
W9TCY (W9S RME TGY)		
	69,469	432-65-A-38
W9OKQ (W9S AQJ OKQ)		
	31,980	187-27-A-40
W9KWN (W9S KWN NDK)		
	51,756	319-65-A-31
W9AWE (W9S HGW QEI QEH VTI)		
	49,444	402-63-B-1
W9INN (W9INN W9ZKV)		
	40,635	301-54-A-25
W9QPI (W9S QCP QPI QQB VTB)		
	36,539	305-61-B-17
W9PGW (W9S PGW TQL ZSI)		
	31,890	187-27-B-19
W9WQE (W9S TRC WQE)		
	18,450	167-45-A-32
W9ZSI (W9S TQL ZSI)		
	1,870	55-17-B-4

Indiana

W9TOP...	199,199	1103-73-A-40
W9QMI...	69,221	443-63-A-4
W9ULU...	64,050	320-63-A-24
W9NJK...	31,980	187-27-A-40
W9UKG...	47,025	320-60-A-40
W9HLY...	32,810	194-68-A-35
W9IUW...	15,645	151-42-A-18
W9ZBK...	15,400	140-55-B-16
W9WJG...	15,274	140-55-B-16
W9UUC...	10,560	110-48-B-10
W9PFO...	9,756	113-35-A-28
W9POB...	8,150	82-40-A-19
W9SWM...	7,100	71-40-A-6
W9STQ...	4,568	63-29-A-10
W9SXX*	1,975	192-44-A-28
W9SFR...	1,995	38-21-A-4
W9NWL...	1,640	46-16-A-32
W9VNE...	1,500	40-15-A-14
W9ZMN...	1,235	33-19-B-4
W9NZA...	598	18-14-A-6
W9YDE...	28	4-4-B-1
W9SAL (W2GREI W8S AEB YEG W9PGO)		
	50,730	357-57-A-40
W9PGO/9 (W9S PGO QAY)		
	3,100	63-20-A-9

Wisconsin

W9RCM...	136,142	771-71-A-38
W9CVK...	92,576	529-70-A-39
W9GIL...	73,650	77-21-A-4
W9VOD...	65,840	415-64-A-34
W9LEP...	54,194	334-65-A-35
W9RKP...	46,920	276-68-A-33
W9VKR...	34,583	261-53-A-24
W9WAN...	28,240	222-43-A-39
W9BCC...	19,735	192-44-A-28
W9JQP...	18,383	172-43-A-30
W9SZR/9	18,330	235-39-B-33
W9CPL...	16,568	141-47-A-19
W9FDN...	7,400	87-37-A-14
W9YDZ...	631	7-3-B-1
W9PFS...	5,888	80-36-B-13
W9KXK...	5,286	66-32-A-14
W9CXY...	5,040	84-30-B-12
W9LSK...	4,275	88-25-B-6
W9VBZ...	4,128	84-26-B-9
W9ZKZ...	400	30-12-B-5
W9N9YX*	1,995	39-21-A-21
W9VYX...	1,870	45-17-A-9
W9KNK...	1,013	27-15-A-2
W9RTP...	943	29-13-A-5
W9BCU...	805	33-14-A-4
W9WUQ...	510	12-12-A-14
W9MCK...	509	19-11-A-2
W9MDD...	490	30-12-B-5
W9N9Z...	320	19-8-A-14
W9N9YOS...	245	16-7-A-13
W9VZL...	112	8-7-B-2
W9N9ZHI...	40	5-4-A-5
W9N9ZDU...	25	5-2-A-4
W9N9WVN...	3	1-1-A-1
W9N9ZDH...	3	1-1-A-1



Ed Harrington's 62,112 points at W1JEL was Number One 'phone total from Eastern Massachusetts section as well as New England.

W3TPC...	12,320	155-32-A-37
W3QLZ...	12,005	172-28-A-15
W3NHX...	10,463	140-30-A-22
W3DYL...	9,462	125-33-B-12
W3ENH...	8,750	100-35-A-11
W3PBT...	8,048	111-29-A-19
W3DVG...	7,498	103-29-A-5
W3QOF...	6,629	101-25-B-21
W3FQT...	5,578	99-23-A-1
W3TDF...	5,348	73-31-A-10
W3FUF...	4,070	74-22-A

DAKOTA DIVISION

North Dakota

W9EOZ... 75,820- 448-68-A-26
W9ARB... 36,968- 287-53-A-29

South Dakota

W9PHR... 106,080- 629-68-A-31
W9SMY... 26,416- 184-56-23
W9AEN... 3173- 47-27-A-12

Minnesota

W9TKX... 125,563- 717-70-A-40
W9YCR... 107,450- 618-70-A-32
W9JNC... 95,375- 547-70-A-39
W9BAT... 50,150- 348-59-A-28
W9GHC... 47,864- 397-62-B-39
W9EYF... 22,070- 217-41-A-18
W9PIG... 14,070- 137-42-A-9
W9DOL... 10,920- 78-70-B-26
W9WAB... 9000- 160-36-A-16
W9FUX... 7549- 93-33-A-22
W9GSR... 2745- 50-20-A-9
W9NQDP... 1538- 46-15-A-22
W9NQQM... 475- 19-10-A-10

DELTA DIVISION

Arkansas

W5MSH... 48,128- 311-62-A-18
W5QKZ... 26,895- 259-55-A-7
W5FMF... 2185- 38-23-A-7
W5YHT... 2099- 37-23-A-11

Louisiana

W5KC... 131,794- 748-71-A-34
W5MCT... 119,970- 670-72-A-37
W5BPN... 112,213- 650-70-A-37
W5WVG... 94,690- 560-68-A-37
W5NDV... 46,575- 311-60-A-37
W5TRQ... 15,469- 138-45-A-18
W5BI... 13,125- 125-42-A-9
W5ZGP... 3290- 48-28-A-9
W5NSAK... 450- 16-12-A-11

Mississippi

W5ZOC... 15,840- 151-44-A-24
W5WMN... 12,220- 136-47-B-18
W5WVZ... 1898- 35-22-A-4
W5TV1/5 (W5TV1 W9QOM)
6640- 83-32-A-8

Tennessee

W4CYR... 96,950- 557-70-A-37
W4YOS... 71,280- 532-54-A-36
W4TJI... 51,789- 432-61-B-31
W4OQG... 41,160- 296-56-A-20
W4UIO... 35,000- 280-50-A-33
W4TFL... 33,516- 286-57-B-25
W4OYZ... 29,560- 220-55-A-30
W4UOA... 27,000- 227-50-A-19
W4WXS... 18,436- 175-43-A-27
W4ZJY... 12,330- 142-36-A-22
W4UFW... 10,340- 121-44-B-13
W4UVP... 6603- 71-35-A-18
W4UWA... 2805- 51-22-A-5
W4HHH... 2310- 42-22-A-6
W4SMZ... 1643- 38-18-A-6
W4ZLU... 190- 11-8-A-2
W4TIE... 10- 2-2-A-1

GREAT LAKES DIVISION

Kentucky

W4KVX... 168,050- 923-72-A-38
W3UVB/4... 79,540- 464-68-A-33
W4OMW... 57,276- 398-58-A-32
W4JBQ... 45,873- 311-59-A-32
W4YDL... 29,122- 286-52-B-34
W4FPA... 25,090- 193-52-A-19
W4RHZ/4... 21,465- 241-45-B-3
W4SUD... 21,465- 241-45-B-3
W4UTO... 2750- 50-22-A-8
W4AUC... 3161- 49-19-A-37
W4WXL... 2126- 41-21-A-9
W4YVV... 488- 15-13-A-2
W4BRV... 10- 2-A-1
W4ANQ/4 (W4ANQ)
61,868- 340-73-A-29

Michigan

W8YIN... 92,123- 521-71-A-30
W8DUS... 80,990- 590-70-B-40
W8HJK... 72,765- 447-66-A-38
W8LFP... 66,525- 386-66-A-36
W8NSS... 62,156- 401-82-A-28
W8EXZ... 44,660- 321-56-A-30
W8GTL... 39,092- 339-58-B-28

W8ARR... 37,120- 291-64-B-40
W8GTM... 33,523- 254-53-A-26
W8HRC... 30,294- 232-66-B-34
W8TKW... 17,993- 211-34-A-28
W8BJY... 15,864- 130-41-A-10
W8WP... 14,250- 150-38-A-10
W8OAF... 13,244- 152-44-B-13
W8FX... 11,808- 144-41-B-19
W8UMX... 11,726- 143-41-B-19
W8LEL... 9805- 109-37-A-18
W8BAM... 9805- 112-35-A-17
W8JUA... 9688- 126-31-A-18
W8JXC... 9435- 106-37-A-12
W8GEB... 9316- 129-29-A-26
W8SCU... 8568- 102-42-B-25
W8N8NGK... 8138- 127-30-A-39
W8ZCV... 8129- 127-32-B-15
W8ZCV... 8129- 127-32-B-15
W8EGL... 6563- 75-35-A-8
W8MGQ... 6120- 90-34-B-8
W8GB... 5775- 77-30-A-12
W8SAS/8... 5400- 71-32-A-23
W8QXJ... 4032- 63-26-A-18
W8WJE... 3175- 62-7-A-18
W8LXJ... 2800- 56-20-A-7
W8MNL... 2625- 54-20-A-18
W8FLL... 2280- 50-24-B-14
W8EZX... 2100- 60-14-A-11
W8HBA... 1763- 47-15-A-3
W8MSBK... 1678- 35-19-A-23
W8UQR... 1400- 28-20-A-3
W8NOH/8... 98C- 25-16-A-1
W8MSB... 350- 14-10-A-3
W8LXO... 270- 14-8-A-12
W8MZO... 12- 1-A-8
W8GLK (W8s GLK JBT OSG)
16,873- 183-47-B-19

W8KAU (W8s JGN KAU)
2998- 55-22-A-5

Ohio

W8PBU... 150,120- 834-72-A-40
W8WJA... 120,971- 697-71-A-36
W8RSP... 99,844- 572-71-B-31
W8BTL... 93,420- 521-72-A-33
W8OYI... 90,701- 542-67-A-38
W8KIT... 88,648- 608-59-A-39
W8WEC... 84,263- 482-70-A-34
W8ZCH... 75,640- 488-62-A-40
W8VTF... 73,830- 455-59-A-15
W8GTX... 73,553- 467-63-A-34
W8ZJM... 71,976- 409-71-A-24
W8NDU... 62,453- 379-66-A-38
W8BQO... 59,704- 398-61-A-22
W8WMD... 44,800- 319-62-A-22
W8TZO... 44,800- 400-56-B-31
W8LDP... 42,969- 314-55-A-19
W8LHV... 41,055- 360-46-A-32
W8VQL... 39,270- 309-51-A-37
W8PMT... 38,618- 271-57-A-22
W8OPI... 38,402- 260-54-A-22
W8LHK... 34,583- 261-53-A-29
W8AMH... 33,063- 165-50-A-26
W8ZAU... 26,888- 239-45-A-25
W8SAL... 26,460- 198-54-A-29
W8GXC... 26,263- 195-55-A-38
W8GHT... 25,206- 208-49-A-13
W8NZL... 24,000- 200-48-A-14
W8JAR... 22,495- 209-44-A-17
W8OCU... 22,294- 220-41-A-21
W8NDJ... 21,280- 152-56-A-25
W8NLY... 20,119- 218-37-A-13
W8RWB... 17,928- 173-43-B-13
W8ZWF... 18,200- 183-40-A-15
W8LOF... 17,595- 139-51-A-8
W8GQ... 17,400- 146-48-A-22
W8SBL... 17,053- 183-38-A-14
W8FRD... 16,590- 163-42-A-21
W8JRE... 16,450- 141-47-A-19
W8HFE... 15,863- 135-47-A-8
W8DAE... 14,720- 160-46-B-11
W8CEG... 14,400- 180-32-A-7
W8RO... 13,650- 138-40-A-23
W8EAR... 10,500- 150-35-B-22
W8JL... 9498- 134-29-A-22
W8ILC... 7673- 152-33-A-8
W8DNC... 5968- 77-31-A-8
W8BUM... 5940- 68-36-A-12
W8MFO... 5808- 88-33-B-7
W8MXO... 5256- 73-36-B-12
W8HBM... 4676- 68-29-A-16
W8SQU... 3938- 75-21-A-7
W8JSP... 3406- 56-25-A-7
W8ET... 3335- 58-23-A-11
W8NOXI... 3185- 51-26-A-15
W8KYZ... 3053- 49-26-A-10
W8PFI... 2925- 61-25-B-18
W8TJI... 2725- 55-20-A-10
W8MCF... 2500- 50-20-A-9
W8DWP... 2070- 36-23-A-8
W8HFF... 1898- 33-23-A-8
W8S... 156- 45-17-A-12
W8NGE... 1663- 36-19-A-10
W8CTP... 1073- 34-13-A-7



A potent sig and snappy operating got the Southern Texas award for Leonard Parsons, W5LGG, whose 162,790-pounder was sixth in line among 1271 c.w. ops.

W8NPF... 975- 26-15-A-2
W8YDF... 945- 22-18-A-10
W8QYV... 870- 25-12-A-7
W8FPU... 666- 21-13-A-4
W8N8MVD... 440- 16-11-A-9
W8ZLH... 330- 12-11-A-2
W8YFJ... 320- 16-8-A-1
W8XMB... 300- 15-8-A-5
W8YBT... 290- 14-8-A-3
W8KZM... 270- 14-8-A-2
W8NMQ... 263- 19-7-A-8
W8N8OUD... 30- 4-4-A-11
W8AJW... 3- 1-1-A-1
W8JQL... 3- 1-1-A-1
W8LAX (W8s GEA LAX)
40,095- 305-54-A-30
W8CIA (W8s PJK JCA MUW)
16,188- 189-35-A-27
W8URD (W4XAU W8FJP)
3889- 114-40-A-7
W3RJL/3 (W3RJL W8FJP)
3150- 53-24-A-9
W8JOY (W8N8s NGG NGB)
1069- 34-15-A-19

W9RDK... 65,093- 395-66-A-31
W9JBJ... 61,970- 397-62-A-32
W9KGN... 60,695- 398-61-A-33
W9ZVL... 50,325- 414-61-B-29
W9ZXC... 48,415- 422-46-A-9
W9ZV8... 47,275- 310-61-A-28
W9ZQL... 43,500- 302-58-A-30
W9ZCF... 42,053- 315-54-A-38
W9ZMU... 39,750- 300-53-A-29
W9ZPJ... 37,181- 332-45-A-32
W9ZOMG... 32,288- 308-42-A-28
W9ZPY... 31,570- 290-44-A-31
W9ZKA... 30,780- 257-48-A-22
W9ZCF... 30,150- 268-33-A-38
W9ZMO... 29,760- 249-48-A-27
W9ZOWX... 25,691- 264-39-A-32
W9ZHAQ... 24,327- 230-53-B-26
W9ZEP... 23,312- 248-47-B-26
W9ZLGG... 19,390- 176-44-A-31
W9ZCF... 19,100- 239-40-A-18
W9ZCWD... 19,083- 225-34-A-27
W9ZCKQ... 18,990- 211-37-A-25
W9ZRH... 17,864- 232-31-A-20
W9ZMDM... 17,730- 197-45-B-18
W9ZBL... 17,380- 158-44-A-35
W9ZANH... 14,658- 145-41-A-38
W9ZCMV... 13,005- 153-34-A-29
W9ZDU8... 11,880- 198-30-B-21
W9ZUXY... 11,790- 132-36-A-8
W9ZNL... 11,400- 145-32-A-19
W9ZAJR... 11,380- 158-34-A-24
W9ZV... 11,310- 156-29-A-27
W9ZDGT... 11,060- 158-28-A-30
W9ZABW... 10,728- 149-36-B-29
W9ZCHQ... 10,430- 149-28-A-15
W9ZBEM... 10,091- 104-39-A-21
W9ZCF... 10,010- 117-45-B-31
W9ZIVC... 9666- 106-37-A-12
W9ZLGS... 9653- 143-27-A-21
W9ZCF... 8575- 124-28-A-27
W9ZTNI... 7130- 94-31-A-13
W9ZIG... 7000- 100-28-A-13
W9ZOBV... 6780- 113-24-A-12
W9ZSBL... 6518- 119-22-A-10
W9ZDN... 6300- 84-30-A-16
W9ZUAL... 5490- 92-24-A-12
W9ZDEB... 5300- 106-20-B-15
W9ZDLO... 5184- 98-27-B-26
W9ZWC... 4945- 46-43-A-8
W9ZAEV... 4843- 76-26-A-4
W9ZDBI... 4585- 66-28-A-20
W9ZNGC... 4200- 80-21-A-7
W9ZCPA... 3425- 60-20-A-21
W9ZLCP... 3328- 97-14-A-19
W9ZENW... 3040- 76-16-A-9

HUDSON DIVISION


Eastern New York

W2LFP... 67,500- 454-60-A-30
W2NRD... 20,969- 153-55-A-16
W2MHE... 18,975- 173-44-A-26
W2APH... 16,740- 281-30-B-25
W2HSZ... 14,029- 131-43-A-16
W2W8S... 13,000- 143-40-A-17
W2KNR... 10,413- 118-35-A-11
W2MRQ... 9393- 149-26-A-20
K2BEE... 9263- 98-38-A-24
W2HES... 9125- 146-25-A-28
W2CJM... 8683- 101-35-A-27
W2FKJ... 6180- 112-22-A-11
W2OKI... 5430- 91-24-A-15
W2FMA... 3425- 69-20-A-7
K2NEIU... 3048- 59-23-A-31
K2DLJ... 2699- 66-17-A-14
W2KXS... 1530- 36-17-A-8
K2BEM... 1105- 35-13-A-14
K2BBD (K2BBD W2NZB)
16,320- 208-32-A-38
W2G5B (W2OKG K2s BZQ
CYS)
2- 1-1-B-

N.Y.C.-L.I.

W2KTF... 69,077- 519-67-B-36

With a kw. to a pair of 250THs and a rhombic (315 feet per leg) on the U. S., Russell Fillingier, K1I6AWM (ex-WLXR), earned fifth place among A3 entrants. Transmitting gear is all home-brew.



K2CQP . . . 3020- 77-16-A-6
 W2BQ . . . 2760- 60-23-B-10
 W2GUV . . . 2760- 60-23-B-10
 K2DNL . . . 2060- 52-16-A-13
 W2RZH . . . 2000- 40-20-A-7
 W2LRI . . . 1955- 46-17-A-10
 W2FNG . . . 1909- 58-14-A-16
 W2NJC . . . 1838- 46-17-A-13
 W2KRC . . . 1838- 54-14-A-13
 K2CRE . . . 1760- 14-16-A-15
 W2IHE . . . 1420- 36-20-B-10
 KN2DTC* . 1215- 43-12-A-21
 W2FCM . . . 1186- 37-13-A-7
 W2TUK/2 . 505- 25-9-A-5
 W2CB . . . 375- 19-A-8
 W2S0B . . . 416- 19-9-A-8
 KN2DDU . . 338- 16-9-A-8
 K2HCF . . . 150- 10-6-A-2
 W2NJS . . . 49- 7-3-A-4
 K2AED . . . 30- 6-3-A-1
 K2AAO . . . 23- 6-3-A-1
 W2NUF . . . 5- 2-1-A-1
 W2FNE (W2 FNE MJO)
 17,663- 159-45-A-14
 KN2DZE (KN2DZE W2NLI)
 25- 5-2-A-6

Northern New Jersey

W2HWR . . . 62,754- 418-61-A-35
 W2TRJ . . . 57,828- 449-37-A-12
 W2GBY . . . 62,550- 418-60-A-38
 W2CWC . . . 44,820- 250-72-A-25
 W2MPP . . . 43,610- 361-49-A-40
 W2TWH . . . 42,675- 285-60-A-22
 W2FDH . . . 40,774- 354-54-B-38
 K2BYK . . . 38,831- 21-7-A-16
 W2LSJ . . . 33,056- 310-43-A-16
 K2CRE . . . 28,726- 238-49-A-32
 W2CCJ . . . 26,350- 213-62-B-28
 K2HCK . . . 21,928- 179-49-A-17
 W2MNN . . . 19,116- 188-41-A-18
 W2GKZ . . . 14,853- 4-16-A-16
 W2OM . . . 18,458- 162-46-A-14
 W2GQI . . . 18,095- 165-44-A-20
 W2CVV . . . 15,551- 160-39-A-14
 K2CBB . . . 14,885- 241-26-A-20
 W2ZUO . . . 13,943- 170-33-A-22
 W2BZG . . . 13,871- 18-7-A-33
 W2JCO . . . 13,855- 163-34-A-24
 W2ABL . . . 13,728- 162-34-A-13
 W2LRO . . . 11,340- 127-36-A-19
 K2AFQ . . . 10,530- 158-27-A-36
 K2CLL . . . 10,083- 147-34-B-33
 W2FZL . . . 9,990- 14-15-A-15
 K2HJA . . . 6,545- 119-22-A-14
 W2AZL . . . 8,320- 79-32-A-5
 W2NIN . . . 5,530- 79-28-A-15
 W2NEP . . . 3,886- 61-29-A-15
 K2DFP . . . 3,690- 79-26-A-10
 W2IZC . . . 3,163- 59-23-A-12
 K2BYE . . . 3,163- 60-22-A-15
 W2LKH . . . 2,933- 51-23-A-8
 W2JME . . . 2,112- 44-24-B-3
 W2EHN . . . 1,843- 49-19-B-7
 KN2ERK* . 845- 27-13-A-22
 W2COG . . . 875- 23-12-A-26
 W2HEG . . . 455- 14-13-A-6
 W2EQS . . . 440- 22-10-B-3
 K2DCT . . . 405- 18-A-1
 W2NSL . . . 400- 20-8-A-6
 W2EWS . . . 375- 10-A-33
 KN2EPM . . 280- 15-8-A-17
 K2DYF . . . 210- 14-6-A-3
 KN2DDP . . 156- 14-5-A-14
 KN2EUN . . 120- 8-6-A-4
 W2JDB . . . 72- 2-2-A-4
 W2LYO (W2 FLYZ LYO MNN)
 60,553- 459-53-A-37

MIDWEST DIVISION

Iowa

W0NCS . . . 90,436- 511-71-A-35
 W0FZO . . . 88,375- 515-70-A-32
 W0CXN . . . 87,000- 400-67-A-27
 W0RSL . . . 25,515- 189-54-A-14
 W0GVR . . . 20,750- 221-50-B-19
 W0WFP . . . 16,819- 151-45-A-15
 W0ATA . . . 10,450- 106-40-A-11
 W0AQV . . . 10,100- 101-40-A-12
 W0GVY . . . 5,550- 16-30-A-22
 W0GVM . . . 4,550- 17-23-A-12
 W0QEB . . . 4,241- 59-29-A-29
 W0JUC . . . 3,850- 77-25-B-10
 W0NPFY* . 1,425- 31-20-A-9
 W0RSP . . . 1,050- 17-10-A-6
 W0GVZ . . . 1,050- 30-15-A-15
 W0N0NY . . 125- 20-10-A-7
 W0KYI . . . 113- 8-6-A-1
 W0N0P . . . 64- 10-3-A-5
 W0N0PQ . . 50- 8-4-A-6
 W0BMY (W0S BMY FVO
 GKC LBK)
 37,052- 323-59-B-33
 W0XSN (W0S DTB GXH
 GUMN MGM MGV)
 43,875- 321-57-B-40
 W0N0PO (W0S MKT POQ)
 1373- 34-18-A-21
 W0N0PB (W0S NAI NAI
 ONX OPB)
 950- 30-13-A-26

Kansas

W0BCI . . . 91,539- 547-67-A-34

W0MYU . . . 79,888- 469-69-A-36
 W0IUB . . . 54,649- 375-59-A-22
 W0FRL . . . 52,469- 313-67-A-25
 W0WAE . . . 38,401- 27-59-A-24
 W0BYV . . . 32,096- 272-59-B-27
 W0YRN . . . 29,250- 199-60-A-30
 W0FKO . . . 21,775- 168-52-A-25
 W0HJX . . . 16,618- 146-46-A-24
 W0GAX . . . 15,620- 142-44-A-24
 W0RVD . . . 13,965- 149-47-A-14
 W0WMM . . . 8,741- 95-37-A-13
 W0IWP . . . 4,676- 69-29-A-11
 W0RBO . . . 1,980- 34-24-A-12
 W0GUP . . . 1,318- 32-17-A-1
 W0GMX . . . 250- 11-10-A-5


Missouri

W0LLU . . . 40,788- 254-65-A-35
 W0FIN . . . 40,320- 200-56-A-34
 W0FTW . . . 27,361- 209-53-A-26
 W0ETV . . . 24,780- 208-48-A-37
 W0MCC . . . 19,992- 204-49-B-8
 W0OAW . . . 17,550- 157-45-A-23
 W0GBJ . . . 7,832- 89-44-B-7
 W0DCE . . . 2,993- 59-21-A-8
 W0N0W8* . 2801- 46-27-A-38
 W0ACK . . . 1,425- 30-19-A-6
 W0BZK . . . 1,035- 23-18-A-8

WIPDN/1 . . 8,120- 114-29-A-18
 W1WTI . . . 2,351- 51-19-A-11
 W1RSW . . . 1,160- 30-16-B-9

Eastern Massachusetts

W1ROD . . . 91,545- 539-68-A-40
 W1CWX . . . 72,100- 517-7-B-40
 W1AQE . . . 71,419- 440-65-A-37
 W1IAP . . . 69,000- 504-69-B-40
 W1TW . . . 58,625- 551-67-A-31
 W1JSM . . . 53,224- 375-57-A-29
 W1MVK . . . 51,513- 319-65-A-39
 W1RND . . . 51,513- 319-65-A-39
 W1WLV . . . 41,580- 301-56-A-36
 W1ONP . . . 39,158- 841-46-A-36
 W1CMU . . . 34,375- 275-50-A-35
 W1RAD . . . 31,444- 293-43-A-39
 W1MYP . . . 24,663- 195-51-B-26
 W1WAI . . . 16,600- 162-40-A-17
 W1PLL . . . 16,088- 166-39-A-32
 W1JYC . . . 15,588- 140-43-A-22
 W1OTN . . . 14,754- 160-37-A-21
 W1RSR . . . 12,615- 178-29-A-17
 W1JCE . . . 12,562- 123-31-A-18
 W1EIQ . . . 12,303- 130-38-A-27
 W1WTJ . . . 12,071- 134-38-A-18
 W1TWZ . . . 11,586- 150-31-A-16
 W1WME . . . 11,135- 132-34-A-20



W0KIK . . . 935- 22-17-A-9
 W0N0XN . . 180- 10-8-A-8
 W0G0YJ . . 158- 11-6-A-25
 W0N0YM . . 124- 10-9-A-10
 W0N0PX . . 98- 7-6-A-5
 W0IJKC . . 90- 7-6-A-4
 W0G1V (W0S FVC GVT
 GFF)
 17,460- 197-45-B-31

Nebraska

W0URB . . . 66,480- 423-64-A-32
 W0BSO . . . 47,124- 359-66-A-33
 W0ELM . . . 37,626- 207-59-A-24
 W0DDT . . . 16,219- 168-49-B-37
 W0QNP . . . 8,600- 100-43-B-10
 W0N0MZ . . 3,088- 61-26-A-33
 W0MZF . . . 2,363- 45-21-A-4
 W0JJK . . . 1,100- 28-16-A-7
 W0N0FM . . 65- 9-4-A-7

NEW ENGLAND DIVISION

Connecticut

W1BIB . . . 99,900- 558-72-A-36
 W1FTX . . . 70,788- 406-70-A-28
 W1WPO . . . 69,000- 400-69-A-34
 W1ODW . . . 64,722- 489-69-B-35
 W1Q87 . . . 58,069- 408-57-A-35
 W1VG7 . . . 56,430- 342-66-A-1
 W1SVS . . . 54,883- 401-55-A-35
 W1ZDP . . . 51,073- 330-62-A-18
 W1MHP . . . 44,625- 366-50-A-32
 W1UHP . . . 37,584- 284-53-A-1
 W1AW7 . . . 35,532- 284-69-B-4
 W1RY . . . 29,105- 154-73-A-15
 W1TYQ . . . 25,938- 200-50-A-19
 W1EOB . . . 23,856- 168-71-B-1
 W1RFC . . . 13,256- 152-35-A-24
 W1MTR . . . 12,215- 178-28-A-14
 W1NLM . . . 7,123- 77-37-A-15
 W1CUB . . . 4,228- 89-19-A-8
 W1EFW . . . 3,575- 66-22-A-6
 W1DX . . . 3,278- 69-19-A-6
 W1LVQ . . . 3,003- 73-21-B-3
 W1GVK . . . 1,920- 48-16-A-2
 W1NYWU . . 1,256- 38-15-A-26
 W1YIM7 . . 325- 13-10-A-1
 W1RFJ . . . 290- 15-8-A-1
 W1BDI7 . . 200- 10-10-B-1
 W1JEQ (W1S JEQ TS)
 36,163- 274-66-B-29
 W1FTM (W1S FTM LHF)
 30,240- 316-48-B-40
 W1ORS (W1S ASO BEA BGF
 BXL FMU GVK RFJ RIO
 SYG TCW WML)
 23,348- 290-33-A-27
 W1TGS (W1S TGS VNX)
 22,260- 195-48-A-37

Matne

W1IKE . . . 70,395- 494-57-A-29
 W1QCJ . . . 10,023- 110-38-A-40

W1UJL . . . 504- 19-14-B-7

Rhode Island

W1CJH . . . 53,985- 367-59-A-29
 W1AOP . . . 11,285- 123-37-A-23
 W1ATP . . . 11,020- 153-18-A-25
 W1VBR . . . 9,720- 110-38-A-29
 W1UZE . . . 3,328- 61-22-A-14
 W1TXG . . . 2,820- 48-24-A-9
 W1WPA . . . 2,416- 77-16-B-18

Vermont

W1RWP . . . 10,170- 113 45-B-16
 W1UWS . . . 158- 12-6-A-3

NORTHWESTERN DIVISION

Alaska

KL7VE . . . 20,670- 218-39-A-24
 KL7WC . . . 11,868- 138-43-B-20
 KL7VA . . . 7,946- 139-29-B-1
 KL7AUP . . 6,840- 115-30-B-25
 KL7AOL . . 4,300- 86-20-A-19

Idaho

W7HAA . . . 69,345- 509-69-B-37
 W7TYG . . . 1,906- 31-25-A-7
 W7ASA . . . 864- 27-16-B-3

Montana

W7KVU . . . 58,823- 384-62-A-14
 W7PCZ . . . 54,880- 351-64-A-32
 W7LBY . . . 36,000- 125-64-A-35
 W7TKB . . . 13,184- 103-64-B-1
 W7COH . . . 3,698- 51-29-A-19
 W7EWR . . . 1,948- 42-19-B-8

Oregon

W7JLU . . . 51,345- 412-63-B-39
 W7JHA . . . 20,550- 206-50-B-40
 W7LBY . . . 16,000- 125-64-A-35
 W7ORF . . . 13,200- 139-48-B-13
 W7B8T . . . 8,500- 101-34-A-19
 W7HCV . . . 5,616- 78-36-B-16
 W7UHK . . . 3,254- 69-19-A-5
 W78FY . . . 2,818- 51-23-A-30
 W7UAB . . . 1,938- 50-18-A-5
 W7QMK . . . 1,849- 44-17-A-12
 WNTUOX/7 1,349- 46-13-A-34
 W7BVH . . . 175- 11-7-A-8

Washington

W7NLI . . . 85,733- 497-69-A-33
 W7BEQ . . . 78,253- 473-67-A-38
 W7LBY . . . 36,000- 125-64-A-35
 W7AJB . . . 64,260- 478-68-B-37
 W7PQE . . . 62,997- 459-69-B-31
 W7TCD . . . 25,819- 203-51-A-30
 W7JIC . . . 24,833- 232-43-A-36
 W7AIB . . . 19,775- 171-47-A-4
 W7P0A . . . 19,975- 180-44-A-25
 W7PUMK . . 16,680- 142-48-A-1
 W78CZ . . . 14,709- 148-41-A-27
 W7TGO . . . 13,520- 169-32-A-1
 W7PDU . . . 13,046- 109-48-A-22
 W7ZU . . . 10,338- 102-38-A-16
 W78TQ . . . 8,978- 116-38-B-17
 W78XN . . . 7,280- 112-26-A-25
 W7HQO . . . 6,633- 101-33-B-23
 W7EUA . . . 3,308- 64-21-A-11
 W7PUA . . . 3,036- 71-22-B-10
 WNTBIA . . 1,015- 36-14-A-30
 W78WV . . . 718- 21-14-A-6
 W7LECC . . . 525- 21-10-A-1
 W7EYQ . . . 315- 14-9-A-1
 W7RHM . . . 120- 9-8-B-10
 W78XM (W7S 8XM 8XQ)
 5298- 86-26-A-20

PACIFIC DIVISION

Hawaii

KH6IJ . . . 59,388- 447-66-B-39
 KH6IK . . . 7,069- 103-39-A-19
 KH6IB . . . 5,852- 106-28-B-1
 KH6VW . . . 50- 5-5-B-5

Nevada

W7JU . . . 43,400- 280-62-A-31

Santa Clara Valley

W6EAE . . . 103,660- 585-71-A-38
 W6UTV . . . 55,568- 359-62-A-35
 W6NTQ . . . 7,744- 90-35-A-10
 W6II . . . 6,090- 102-24-A-15
 W6MMG . . 2,898- 61-19-A-6
 W4DCJG . . 2,685- 1-2-A-6
 W6NCR . . . 2,656- 24-53-A-14
 W6WLI . . . 32- 4-4-B-1
 W6BVL . . . 3- 1-1-A-1

East Bay

W6T . . . 80,784- 562-72-B-32
 W6UZX . . . 63,920- 473-68-B-39
 W6NCR . . . 35,626- 24-53-A-14
 W6RHH . . . 27,060- 227-48-A-1
 W630H . . . 26,550- 205-52-A-21
 W61PH . . . 24,698- 233-53-B-23
 W6WDR . . 10,313- 125-33-A-22

Western Massachusetts

W1JYH . . . 101,160- 562-72-A-26
 W1SRM . . . 43,768- 267-61-A-25
 W1TVA . . . 3,327- 294-43-B-27
 W1WEE . . . 19,129- 89-19-A-84
 W1HRV . . . 13,005- 153-34-A-18
 W1WDW . . 10,605- 153-28-A-26
 W1NY . . . 3,933- 72-22-A-6
 W1MVF . . . 2,778- 59-19-A-4
 W1RRX . . . 2,746- 69-16-B-9
 W1MNG . . . 2,700- 64-25-B-11
 W1NWRZ . 2,000- 50-20-A-14
 W1ASU . . . 1,908- 42-23-B-4
 W1CJK . . . 735- 22-14-A-5
 W1NXY . . . 444- 23-9-A-26
 W1REU . . . 450- 22-9-A-5
 W1TTL . . . 58- 6-4-A-5
 W1TF8 . . . 5- 2-1-A-1
 W1YK (W1S RAN
 UBC UWG)
 56,120- 370-61-A-33

New Hampshire

W1BFT . . . 107,010- 595-72-A-34
 W1FZ . . . 52,020- 306-63-A-30
 W1NEJ . . . 29,220- 246-60-B-20
 W1TBS . . . 13,580- 196-29-A-30

W6MFZ... 7178- 100-27-B-5
W6AW... 6090- 102-24-A-38
W6K6K... 3900- 52-30-A-3
K N6A UD... 2875- 58-20-A-37
K N6CCQ... 450- 26-16-16
W6HFK... 55- 6- 5-H- 2

San Francisco

W6BIP... 71,208- 497-72-B-34
W6NKR... 23,215- 209-54-A-21
W6TJA... 23,704- 199-49-A-25
W6FYU... 19,793- 200-39-A-19
W6YOM/6... 18,216- 210-44-B-37
W6YU... 11,428- 113-41-A-18
W6WDW... 10,488- 115-46-B-17
K N6A YL... 2826- 62-19-A-35
K N6ABJ... 210- 12- 8-A- 6
K N6BBF... 166- 12- 7-A- 2

Sacramento Valley

W6ZGD... 22,095- 283-45-B-37
W6QMP... 21,863- 165-54-A-17
W6OPY... 13,334- 181-31-A-36
W6MYT... 13,781- 158-35-A-35

San Joaquin Valley

W6EGX... 34,663- 235-59-A-34
W6KRO... 20,100- 201-40-A-33
W6CIN/6... 18,495- 147-54-A-18
W6EFP... 15,095- 101-64-A-33
W6KXF... 15,095- 101-64-A-30
W6SQN... 3650- 66-22-A-16
K6BLL (W6S ARI BRP RVM
BYH EFP YHK UJZ WNX
ZEK ZVP)
W6MYP (W6S KIG MYP)
39,390- 307-65-B-40

ROANOKE DIVISION

North Carolina

W4VHH... 68,970- 488-57-A-36
W4LYV... 45,540- 252-66-A-31
W4H DU... 29,106- 299-40-B-28
W4YPT... 5475- 75-30-A-23
W4WYA... 4926- 76-19-A-15
W4TYR... 1530- 34-18-A- 3
W4YWS... 193- 13- 7-A- 8

South Carolina

W4NZR... 57,915- 355-66-A-32
W4TL... 52,731- 327-65-A-27
W1ILB/4... 24,976- 189-53-A-16

Tennessee

W4KFC... 171,988- 1183-73-B-40
W4BZE... 99,975- 648-62-A-39
W4VX... 95,853- 606-67-A-33
W4HQ... 79,646- 483-87-A-27
W4PNK... 87,933- 471-58-A-32
W4CC... 60,314- 398-61-A-19
W4LJK... 59,845- 407-59-A-30
W4UD... 58,843- 423-56-A-33
W4NH... 49,633- 397-45-A-19
W4YEA... 45,024- 404-56-B-33
W4TKR... 38,403- 315-49-A-40
W4JAT... 33,125- 267-50-A-28
W4SNE... 31,500- 300-42-A-23
W4WBM... 28,590- 27-45-A-37
W4JUD... 25,967- 213-51-A-23
W4WBC... 22,770- 198-46-A-29
W4YZC... 20,655- 162-51-A-11
W4KX... 20,384- 196-52-B-10
W4AMZ... 20,134- 207-39-A-38
W4YVO... 15,173- 182-34-A-15
W4IF... 15,065- 132-46-A-17
W4FJ... 10,472- 154-34-A-23
W4JHK... 10,406- 121-43-B- 6
W4NAD... 10,369- 120-35-A-12
W4RTV... 8,100- 138-24-A-11
W4MK... 7,290- 81-36-A- 9
W4IPC... 7,128- 99-36-B- 9
W6LON/4... 6380- 110-29-B-11
W4EJV... 5130- 100-27-B- 9
W4JWL... 5025- 68-30-B- 9
W4BD... 3548- 65-22-A- 7
W4BMO... 3125- 54-22-A- 8
W4JXN... 3105- 54-23-A- 8
W4ZVF... 2993- 63-19-A- 6
W4TYC... 2703- 50-23-A- 9
W4NABR... 2275- 47-20-A-25
W4N4FE... 1925- 40-22-A- 8
W4AJJ... 1715- 47-15-A-18
W4JLV... 1040- 26-16-A-11
W4PPI... 786- 22-17-A- 9
W4VOP... 753- 23-14-A- 9
W4N4BDW... 633- 24-11-A-29
W4BMM... 600- 22-16-A- 3
W4TYX/4... 396- 20-16-B- 3
W4RNO... 383- 17- 9-A- 5
W20JM/4... 300- 15- 8-A- 3
W4N4BVB... 293- 13- 9-A-11
W4N4BLO... 230- 12- 8-A- 9
W4VRT... 203- 14- 6-A- 8
W4N4BXI... 147- 14- 6-A- 8
W4N4ZIE... 35- 7- 2-A- 8
W4JRP... 8- 2- 2-A- 1
W4JQX... 5- 2- 1-A- 1
W4PYN... 3- 1- 1-A- 1
W4N4Z... 1- 1-A- 1
W4YE (W4S YE YZC)
60,634- 502-61-B-38

W4VQZ (W4S VQZ VQY)
4656- 75-25-A- 7
WN4ZYV (WN4A ASJ ZYV)
4389- 16-13-A-15
W4CRG (W4S CRG FG)
20- 4- 2-A- 2

West Virginia

W8PQQ... 55,062- 399-69-B-28
W8UMR... 41,633- 275-61-A-23
W8TDC... 30,622- 252-61-B-29
W8MBA... 27,726- 273-41-A-20
W8JWX... 18,090- 206-36-A-24
W8CCN... 1284- 44-21-A- 9
W818B... 1138- 33-14-A- 5

ROCKY MOUNTAIN DIVISION

Colorado

W6CDP... 84,240- 472-72-A-37
W6ANW... 44,603- 316-57-A-38
W6CIC... 38,144- 299-64-B-20
W6SJT... 36,903- 255-58-A-36
W6KBD... 27,225- 200-55-A-25
W6ROC... 27,088- 198-55-A-27
W6EEQ... 11,610- 116-33-A-34
W6KY... 390- 50-30-A- 5
W6NOZE... 2563- 49-25-A-23
W6OZW... 1785- 37-21-A- 5
W6QPO... 144- 9- 8-B- 2

Utah

W7QDJ... 57,815- 377-62-A-37
W7CCC... 56,550- 352-65-A-24
W7QDM... 27,820- 220-52-A-28
W7FMK... 154- 13- 7-B-13

Wyoming

W7PKX... 62,563- 358-70-A-27
W7ERM... 50,344- 408-62-B-23
W7UFB... 4088- 63-30-A-25
W7RVO... 2074- 41-21-A- 6
W7LVU... 378- 16-14-B- 3
W7PMA... 114- 7- 7-A- 3

SOUTHEASTERN DIVISION

Alabama

W5ONL/4... 30,745- 240-52-A-13
W4USM... 29,288- 217-55-A-24
W4JKU... 19,364- 209-47-B-18
W4EJZ... 16,513- 169-49-B-14
W4WOG... 10,716- 116-47-B-21
W4KAC... 10,429- 100-43-A-16
W4GOF... 985- 75-53-A-20
WN4ZRH... 350- 14-10-A-13
W4F8Z... 260- 15- 8-A- 3
WN4ZFW... 120- 8- 6-A-18
W4IKK... 2- 1- 1-B- 2

Eastern Florida

W4RRB... 124,440- 735-68-A-40
W4LVV... 107,033- 646-67-A-39
W4VRS... 61,732- 512-61-B-39
W4VHK... 61,225- 395-62-A-40
W4RTX... 58,590- 379-62-A-31
W4VTT... 11,745- 131-36-A-21
W4BEG... 965- 141-10-B-18
W4UIX... 6670- 100-29-A- 9
W4IYT... 1500- 30-20-A- 2
WN4ZUK... 543- 18-14-A-14
W2JWJ/4... 358- 14-11-A- 2

Western Florida

W4WQK... 109,796- 651-69-A-40
W4HIL... 8569- 108-40-B-10
W4VZD... 3875- 66-30-A-13

Georgia

W4GGD... 22,950- 195-52-A-14
W4OOA/4... 25,380- 196-48-A-37
W4WBB... 14,940- 125-48-A-19
W4BHG... 11,875- 125-38-A-19
W4ZBC... 3125- 52-25-A- 7
WN4BXV... 26- 7- 7-A-16
W4WRY... 26- 4- 3-A- 2
WN4BGH... 23- 3- 3-A- 3

West Indies

KP4JE... 42,210- 337-63-B-25
K4FRK... 1675- 35-20-A- 8
C07AH... 240- 12-10-B- 9

Canal Zone

KZ5EU... 24,125- 197-50-A-16

SOUTHWESTERN DIVISION

Los Angeles

W6LXK... 125,010- 696-72-A-40
K6CEF... 96,600- 560-69-A-33
W6ULD... 79,695- 463-69-A-40
W6PAL... 48,824- 365-68-B-35
W6KPM... 43,125- 390-60-A-33
W6VAT... 32,178- 211-61-A-33
W6NJU... 30,536- 241-51-A-33
W6CCO... 24,205- 207-47-A-25

W6ZOL... 21,420- 153-56-A-13
W6KHS... 21,360- 180-48-A-24
W6QHS... 21,190- 164-52-A-13
W6KWF... 20,213- 166-49-A-23
W6JKR... 18,277- 167-49-B-20
W6KVF... 15,631- 160-49-B-12
W6NWL... 15,290- 145-44-A-17
W6LDR... 14,963- 134-45-A-11
W6KUC... 14,476- 166-44-B-23
W6MUR... 12,600- 150-42-B- 5
W6TIC... 11,960- 132-46-B-14
W6JQB... 958- 16-41-B- 1
W6MUU... 9068- 121-31-A-33
W6TJU... 8680- 100-32-A-11
W6KC... 8600- 100-43-B-37
W6HGK/6... 8373- 102-34-A-21
K6CTC... 5370- 63-24-A-14
K6AHP... 460- 4- 1-A- 3
W6TPY... 1169- 44-11-A-11
W6FEB... 1050- 30-15-A- 7
K6BPK... 900- 46- 8-A-20
W6LVQ... 805- 23-14-A- 5
K6CCHQ... 778- 21-13-A-13
W6WDD... 748- 23- 3-A- 3
K N6BFC... 540- 25- 9-A-13
W6RNA/6... 492- 23-12-B- 8
W6MYG... 315- 18- 7-A- 3
W6U8Y... 68- 9- 4-B- 2
W6W... 46- 4-A- 1- 1
W6SQY (W6S HJK SQY)
15,663- 179-35-A-32

Arizona

W7PGK... 176,310- 993-72-A-40
W7MID... 50,176- 401-64-B-27
W7KUZ... 44,515- 319-58-A-29
W7RUK... 19,680- 168-48-A-14
W7ENA... 12,810- 122-42-A- 9
W6KDW... 1550- 44-20-A-28
W2ZFP/7... 798- 39-10-A- 3
W7PUV... 371- 14-11-A- 3

San Diego

W6LUN/6... 50,083- 300-67-A-40
W6KJR... 43,789- 364-61-B-36
W6LYV... 26,595- 202-54-A-36
W6GUP... 25,625- 206-50-A-23
W6NLO... 21,438- 177-49-A- 9
K6AQC... 17,100- 166-46-A-31
W6WSS... 14,805- 128-47-A-17
W6JH... 5212- 77-35-B-15
W68HY... 1620- 44-20-B- 4
W6KXN... 240- 12- 8-A- 5

Santa Barbara

W6ULS... 68,340- 404-68-A-38
W6YK... 53,025- 309-70-A-40
W6OHX... 46,035- 279-66-A-31
K6AUI... 32,681- 208-63-A-24
W6MSG... 19,040- 170-56-A-15
W6DTY... 11,340- 127-36-A-17
W6NKT... 403- 16-13-B- 8
W6OXJ... 100- 8- 5-A- 1

WEST GULF DIVISION

Northern Texas

W5TFE... 128,340- 718-72-A-37
W5UXP... 65,120- 417-64-A-25
W5TFR... 31,098- 327-52-B-33
W5LUI... 25,179- 190-53-A-13
W5TVY... 23,381- 179-55-A-32
W4MXU/5... 21,340- 197-55-B-15
W5QF... 18,422- 151-61-B-22
W5TGV... 13,530- 135-41-A-14
W5OC... 12,881- 116-45-A-17
W5PNW... 4900- 75-35-B-11
W5HEH... 2256- 47-24-B- 5
W5BLU... 1463- 33-18-A- 9
W5ZIV... 455- 16-13-A- 8
W5AEV... 180- 10- 8-A- 1
W5YF (W5S ILK OWE
W6GHM)
79,378- 572-71-B-21

Oklahoma

W5OWG... 68,586- 488-71-B-37
W5WZV... 51,506- 308-67-A-31
W5YQO... 10,150- 116-40-A-11
W5LPL... 7480- 90-34-A-16

1 W3ULL, opr. 2 W3UXO, opr. 3 W9OHU, opr. 4 W5BGL, opr. 5 W8LVK, opr. 6 W2ANG, opr. 7 Hq. Staff, not eligible for award. 8 W1WPR, opr. 9 W6PYD, opr.

'PHONE SCORES

ATLANTIC DIVISION

Eastern Pennsylvania

W3MDE... 31,680- 192-55-A-32
W3RFB/3... 20,890- 238-45-B-30
W3MKA... 18,960- 159-40-A-17
W3EXM... 14,544- 152-48-B-21
W3NQB... 13,395- 95-47-A-33
W3HFD... 9720- 108-45-B-10
W3ULR... 4284- 60-24-A-17

Southern Texas
W5LGG... 162,790- 892-73-A-40
W5GRD... 144,455- 909-73-B-30
W5RIL... 130,159- 901-73-B-38
W5BTS... 102,151- 582-71-A-39
W5WQN... 19,800- 184-55-B-20
W5WRU... 13,169- 127-43-A-17
W5WTP... 12,739- 121-23-A-22
W5BTL... 9583- 95-11-A- 2
W5VSL... 8788- 102-37-A-12
W4TRY/5... 3479- 62-23-A-12
W5BPN... 50- 6- 4-A- 3
W5YSC... 26- 4- 3-A- 2

New Mexico

W5DWR... 134,280- 748-72-A-40
W5QNZ... 110,250- 794-70-B-38
W5EFL... 104,966- 609-69-A-40
W5VRP... 64,170- 416-62-A-39
W5CA... 31,500- 211-60-A-12
W5UTS... 7703- 80-39-A- 9
W5KPT... 89- 7- 5-A- 9

CANADIAN DIVISION

Maritime

VE1AR... 48,480- 410-48-A-31
VE1PA... 41,100- 343-60-B-36
VE1WB... 26,261- 224-47-A-34
VE1UC... 25,752- 223-58-B-23
VE1EK... 17,800- 185-40-A-23
VE1GJ... 8755- 165-34-A-18
VE1AEE... 7168- 104-30-B-13
VE1DB... 5488- 52-27-A-13
VE1ACC... 208- 14- 8-B- 3

Quebec

VE2NI... 91,040- 594-62-A-40
VE2OL... 33,465- 593-46-A-26
VE2RD... 32,126- 252-51-A-25
VE2CB... 12,090- 159-31-A- 7
VE2CP... 10,106- 124-33-A-16

Ontario

VE3BBR... 70,200- 436-65-A-39
VE3DBP... 48,620- 376-52-A-35
VE3AD... 38,126- 325-47-A-28
VE3AC... 33,532- 361-61-A-26
VE3EAM... 31,200- 261-48-A-30
VE3BXF... 25,935- 273-38-A-33
VE3EU... 24,528- 219-56-B-22
VE3YV... 19,796- 203-49-B-25
VE3YU... 19,286- 199-36-A-26
VE3AGX... 17,168- 165-42-B-14
VE3DR... 16,234- 181-37-A-24
VE3BR... 16,060- 146-44-A-12
VE1DIX... 11,455- 159-39-A-21
VE3IT... 10,800- 120-36-A-16
VE3PL... 9353- 132-29-A-18
VE3BJ... 6825- 90-29-A-19
VE3AV... 6320- 80-40-B-15
VE3DME... 1980- 51-16-A-13
VE3DPG... 1013- 27-15-A- 6
VE3UT... 938- 25-15-A- 7
VE3AU... 540- 20-12-A- 3
VE3PB... 473- 12- 6-A- 3
VE3AIK... 60- 8- 3-A- 2
VE3DSM... 25- 5- 2-A- 4
VE3DSG... 10- 4- 1-A- 2
VE3BD (VE3S AQC) DPG
DPH... 11,069- 129-35-A-23

Manitoba

VE4MX... 24,500- 209-49-A-33
VE4ER... 3444- 49-29-A- 9
VE4PK... 158- 9- 7-A- 5

Saskatchewan

VE5LV... 18,813- 151-50-A-36
VE5DZ... 4932- 73-36-B-24
VE5AJ... 1876- 34-28-B- 9

Alberta

VE6MA... 37,194- 271-55-A-40
VE6ZR... 19,845- 163-49-A-13
VE6VG... 7200- 85-36-A-13

British Columbia

VE7RU... 350- 14-10-A- 9

Yukon/N.W.T.

VE8OG... 6435- 79-33-A-13

Mid.-Del.-D.C.

W3KDM... 48,972- 371-60-B-30
W3MSK... 42,281- 200-71-B-27
W3JNN... 32,660- 232-71-B-24
W3AYS... 13,600- 100-45-A- 9
W3UKO... 7490- 107-35-B- 9

(Continued on page 132)

W7s SXM and SXQ are looking for checkers competition on 3.5-Mc. c.w.

W7NA finds that discarded sewing-machine tables, often available from merchandisers on a gratis take-'em-away basis, make handy pieces of hamshack furniture.

Ed Collins of *QST*'s advertising department received correspondence on MARS stationery from W3LAT, whose mail QTH is Mars Theatre Bldg., Mars, Penna.

W9s QAY and HKA are among those who report interesting results with Heathkit grid-dip oscillator stations on two meters. Tiny loop antennas are used and the g.d.o. units are "shock-modulated" by vigorous vocalizing.

Anyone interested in working a railroad mobile-motion can contact W8LER. He operates aboard an Indianapolis-Bellefontaine (Ind.-Ohio) train during late evening and early morning hours on 3966 kc. — *W8LDU and W1WPR*

Even "sticks" locations can be overrun by man-made QRN. In addition to high-tension line power leaks there is the hazard of leaky a.c.-charged livestock fencing. W4KX poked around his local countryside for days before he ran down one such offending strip.

A church organist in Newport, Ark., was startled by a sepulchral voice every time she pressed a certain stop. The unwitting culprit was near-by ham W5VAE, encountering his first case of OAI (organ amplifier interference).

— *W5RWJ*

National Scientific Laboratories, Inc., reports a favorable response to their newly-instituted *Transistor Research Bulletin*. The subscription rate is now \$5.00 per year, and individual copies are available at one dollar per copy from NSL, 2010 Massachusetts Avenue, NW, Washington 6, D. C.

Science News Letter for March 20th features a report on new developments and devices which guide the blind along busy thoroughfares. Prof. Thomas A. Benham of Haverford College, Haverford, Penna., himself sightless, is one of those who are at work recording impressive progress in the perfecting of lightweight low-cost "step-down indicators." You may have worked him as W3DD.

. . . The editorial pronounces ARRL's Technical Development Program successfully concluded, a year-long effort to bring amateur technique abreast of 1929 requirements.

. . . A message from ARRL President Maxim, W1AW, points a remonstrative finger at those who view our new amateur regulations with unreasoning alarm.

. . . The first of a series, "W8ARO" titles a complete description of the successful "1929-type" station of Ross Moorhead located near Findlay, Ohio.

. . . "Another '1929' Receiver," by P. S. Hendricks, gives constructional details for a three-tube set using Types 222 and 201-A tubes in a regenerative circuit.

. . . "Wired Wireless," by J. E. Smith, reports on technical developments which enable several simultaneous channels of communication to utilize a single carrier.

. . . J. M. Grigg varies the configuration of variable-condenser plates in an attack on the vexing problem of "Single Control for the High-Beat Superheterodyne."

. . . C. L. Loudon, W2ALW, in "Keying the Oscillator-Amplifier," calls attention to his variation of the W9EK negative-voltage keying circuit now gaining popularity.

. . . J. C. "Felix" Johnson, W5LS, contributes another of his stories, "The Glutton," wherein much grief befalls the hero on his first trip to sea as a commercial op.

. . . "The Governors-to-President Relay," a March activity held in conjunction with President Hoover's inauguration, is a subject for William M. Smith, W3GP.

. . . It is announced that Ross Hull, associated with ARRL's technical staff and prolific contributor to *QST* since 1926, is returning to Australia.

. . . *QST* also announces appointment of James J. Lamb, W1CEI, as assistant technical editor, and the arrival of new technical staff member Beverly Dudley, W9BR.

Silent Keys

IT is with deep regret that we record the passing of these amateurs:

- W1HQH, Harold H. Bellingher, West Falmouth, Mass.
- K2BKT, William C. Voisey, Rochester, N. Y.
- K2BUY, Lawrence V. Skully, Union, N. J.
- W2GPD, Nicholas J. Egbert, Bronx, N. Y., N. Y.
- W2ITL, Salvatore R. Patremio, New Milford, N. J.
- W2PE, Lawrence D. Geno, Cheektowaga, N. Y.
- W4EWN, James F. Farrell, Madera, Calif.
- W4HBC, William C. Cartwright, Atlanta, Ga.
- W4QO, Dewey R. Ellis, Greenville, N. C.
- W6AV, Paul T. Nesbit, Lodi, Calif.
- W8AYZ, Roy D. Mayes, Walnut Grove, Calif.
- W6HKN, Capt. E. C. Ecker, USA (ret.), Sharp Park, Calif.
- W6JZE, Ralph E. Francisco, Ventura, Calif.
- W8FNR, Frederick J. Wilson, Sault Ste. Marie, Mich.
- ex-W8FWU, Bernard Fitzgerald, Detroit, Mich.
- W8INV, James R. Holsapple, Dayton, Ohio
- W9CWZ, William P. Wichmann, Stevens Point, Wis.
- W9KAC, Luther L. Cruca, Portland, Ind.
- W9OYB, William C. Harris, Valparaiso, Ind.
- W8SWR, Albert J. Meyer, Topeka, Kans.
- W8UBN, Herman F. Wagner, North Platte, Nebr.
- KL7AZ, Lloyd W. Peterson, Kotzebue, Alaska
- VE2FP, Frederick J. Pratt, Valois, Que.

The World Above 50 Mc.

1215-1500 2300-2450 3300-3500 5650-5925 10,000-10,500 21,000-22,000 54,000-7

CONDUCTED BY E. P. TILTON,* WIHQ

FOR many years a dream of v.h.f. enthusiasts has been a transcontinental relay. The subject has popped up regularly in our correspondence, and there have been a few passes made at it over the years. The necessary detailed organizational work has never been done, however. Routes as long as Connecticut to Texas have been covered on 144 Mc. on occasion, but a real transcon has been a long way from reality up to now.

Means for successful 2-meter relaying from the East to at least Ft. Worth are available almost any time, but westward beyond there will take some doing. To Amarillo, possibly via Oklahoma points, is practical, and even El Paso may not be beyond the realm of possibility, but where do we go from there? It's only 260 miles from Amarillo to Albuquerque, but how often has that hop been negotiated on 144 Mc.? And who can be worked west of Albuquerque?

W5CVW, Ft. Worth, is keen to try the westward push, and he feels that W5HAA, Little Rock, Ark. (with 750 watts and a high antenna), provides a good link to the northeast. W5CVW has the contacts in Oklahoma to provide the Amarillo link.

Planning from the western end is being talked up by W6RLB, W6GQK and other veterans of 2-meter expeditions. The June V.H.F. Party comes too early for these boys, as sad experiences in previous years with late-melting snows have demonstrated, but they are cooking up a combination of expeditions for some time in July. High spots in California, and probably Mt. Rose in Nevada, will be manned with high-powered portable set-ups, and W6RLB is hoping to make Pikes Peak. Even if all these plans come off, there is still a vast expanse of country between Pikes Peak and Mt. Rose. It takes more than 14,000-foot peaks to cover 600 miles reliably on 144 Mc.

The Pikes Peak expedition should be great stuff for the fellows to the east, however, and we hope that all hands will keep us informed as

the details are worked out. Remember, please, that the deadline for making up copy for July *QST* is about May 25th. We can take news for up to two weeks after that date and still squeeze it into July *QST*, but that sort of thing is inserted at the expense of copy already prepared.

While we are on the subject of deadlines perhaps it would be well to stress the need of prompt reporting of news that has a date on it. Practically everything in the *QST* you are now reading was set in type before the end of March. Dated copy such as this department is the last to go to the printer, but these pages leave your conductor's hands by the 25th to the 29th, depending on the production schedule for the issue in question. This means that preparation of the copy starts a week or so earlier.

Suppose you made some unusual contacts on March 20th. The work was something other v.h.f. men would like to read about in *QST*, so you intend to write about it. But you're busy, so you let it go for a week or so. You mail a letter reporting the work the next week end. Result: It lands on your conductor's desk one day to a week *after* v.h.f. copy for the May issue has been sent to the printer. If it's really hot news, we lift out a section of the already prepared copy and insert your story, but if it is of no more than ordinary interest we just have to skip it. When copy time rolls around next month, your story has lost much of its appeal; it will look plenty old by the time it reaches the reader, so we put it aside in favor of more recent news.


The production of a publication like *QST* is a time-consuming process, so you don't get hot-off-the-wire news at best. Won't you help us, then, to keep the dated copy as fresh as possible by reporting newsworthy events when they happen, not a week or a month later?

Here and There on the V.H.F. Bands

Several good firsts appear in our reports this month. All would have been called impossible a few years ago, at any season, let alone February and March. Returning

* V.H.F. Editor, *QST*.

One of the outstanding Technician stations in the East is W3VIR, Willow Grove, Penna. In the rack at the left are separate rigs for 144 (all set for the General Class ticket), 220 and 435 Mc., each with a 9903 in the final stage. On the shelf above the SX-71 are crystal-controlled converters for 220 and 432 Mc. Operator Bill Pawson has worked 9 states on 435 Mc. All equipment except the receiver is homebuilt.





W8ZJB.....48	W5VY.....48	W80JN.....39
W8EJV.....48	W5MJD.....47	W8LPD.....37
W8CJS.....48	W5GNQ.....46	
W5AJG.....48	W5ONS.....45	W9ZHB.....48
W9ZHL.....48	W5JTI.....45	W9UUV.....48
W9OCA.....48	W5ML.....44	W9HGE.....47
W6OB.....48	W5JLY.....43	W9PK.....47
W6INI.....48	W5JME.....43	W9VZP.....47
W1HDQ.....48	W5SIW.....44	W9RQM.....47
	W5VV.....42	W9ALU.....47
W1CLS.....46	W5FAL.....41	W9QKM.....46
W1CGY.....46	W5FSC.....41	W9QTA.....45
W1LLL.....46	W5HLD.....40	W9UNS.....45
W1LSN.....44	W5HEZ.....38	
W1HMS.....43	W5LIU.....37	
W1DJD.....41	W5FXN.....37	
		W9QIN.....47
W2AMJ.....46	W6WNN.....48	W0DZM.....47
W2MEU.....46	W6ANN.....45	W0NFM.....47
W2RLV.....46	W6TLM.....45	W0TKX.....47
W2IDZ.....45	W6IWS.....41	W0KYF.....45
W2FJH.....44	W6OVK.....40	W0MYV.....44
W2GYV.....40	W6GGC.....35	W0MVG.....44
W2QVH.....38	W6BWG.....29	W0TJF.....44
W2ZUW.....35		W0WKB.....43
		W0JES.....43
		W0PFD.....43
W30JU.....46	W7HEA.....47	W0PFI.....41
W3NKM.....41	W7ERA.....47	
W3MQU.....39	W7BQX.....47	VE3ANY.....42
W3RUE.....37	W7FDJ.....46	VE3AET.....41
W30TC.....37	W7DYD.....45	VE1QZ.....34
W3PPH.....35	W7JRC.....44	VE1QY.....31
	W7BGC.....42	VE1GY.....31
	W7JPA.....42	XE1GE.....25
W4FBH.....46	W7FIV.....41	CE1WW.....21
W4PQM.....44	W7CAM.....40	
W4Q9N.....44	W7ACD.....40	
W4FWE.....42		Calls in bold-
W4CFZ.....42	W8N8S.....46	face are holders
W4FLW.....42	W8NQD.....45	of special 50-Mc.
W4OXC.....41	W8U2J.....45	WAS certificates
W4MS.....40	W8UMS.....43	listed in order of
W4PFR.....39	W8BPQ.....42	award numbers.
W4IUG.....38	W8YLS.....41	Others are based
W4BEN.....35	W8RFB.....41	on unverified re-
		ports.

include time and date of contact, station worked, your contact number, contact number of station worked, your power input, county of station worked and the band. The same station can be worked for credit on any number of v.h.f. bands, but the county multiplier is the number of counties worked regardless of band. Awards will be made to both members and nonmembers, and anyone holding an amateur license is eligible to compete.

Probably everyone has wondered at one time or another if his rig and antenna system were "putting out" as they should. You hear nobody on, and you call a couple of CQs with no response. You get that haunting feeling that, even though the meters all look right, perhaps the antenna is not doing its stuff. W9OVL, Hammond, Ind., solves this problem on 220 Mc. by leaving a remote-indicating field-strength meter hooked up at all times. The pick-up portion is installed in another building about 30 feet from the antenna, where it is protected from the weather and consequently requires no special construction. The line to the indicating device near the operating position can be any two-wire conductor (coax, Twin-Lead, lamp cord, etc.) of any length. The meter can be made plug-in, so that it can be detached readily for other uses. With a gadget like this hooked up and ready to go, you don't need to rely on answers or no answers to tell whether your gear is working, and it's fine for all manner of peaking adjustments that affect output.

Use of the 220-Mc. band is increasing in many quarters, with the bulk of the new growth resulting from Technician interest. Contacts are now being made nightly in eastern Pennsylvania, New Jersey and up through the New York area, and Sunday mornings there is always plenty doing. Equipment in use ranges all the way from the simplest modulated oscillators to high-powered c.w.

W3LZD, Dunmore, Pa., is now on 220.45 Mc. with up to 500 watts to a pair of 4-54As on c.w. Ted is keeping schedules with W3VIR, Willow Grove, Pa., and W2SPU, Moravia, N. Y., Sunday through Thursday at 2000 and 2100. He finds that signals seem as good as 144 Mc. over the same path, with the higher frequency having the advantage when conditions are above average. W3LZD is particularly interested in the possibility of aurora DX on 220-Mc. c.w., as is W8BFQ and your conductor. Anyone else willing to give aurora c.w. a whirl on 220? Let's have frequencies of interested parties.

Just too late to make last month's copy, a fine inversion spread over much of the South in the latter part of February, making possible some 2-meter contacts that would have been rare DX in any season a few years ago. Early on the morning of February 27th, W4HHK, Collierville, Tenn., heard W5RCI and W5JTI in Mississippi working into Texas. Swinging his 32-element array around that way, Paul worked W5QIQ, Beaumont, and W5BDT, Austin, Texas, the latter about 600 miles. W4UDQ (Mrs. W4HHK)

home on the evening of the 13th, after a Florida vacation. W8BFQ wasted no time in getting on the air. Within a few minutes, aurora signals began to appear, and Margaret's first CQ raised VE2AOK, near Montreal, for the first W8-VE3 144-Mc. QSO we've heard about.

The first West Coast QSO on 144 Mc. by a Nevada home station was made on February 28th by W7JU, Boulder City, Nev., and W6NLZ, Los Angeles. This is a distance of just under 250 miles over probably as rough terrain as has ever been spanned at this distance. The two fellows had heard one another at various times for several months, but this was their first two-way contact. W6NLZ runs a kilowatt input feeding a 32-element array. W7JU has about 100 watts to an 829B and a 6-over-6 array, both horizontal. The contact was made on c.w. with signals reported by W6NLZ as varying rapidly between 359 and 589 in strength. Schedules are going to be maintained to see whether there is an improvement in signal level this spring.

We have a new American record for two-way work on 10,000 Mc. W7PPQ, Portland, Ore., reports a 22.5-mile QSO between W7OKV and W7JIP on March 13th. We will have details of equipment and pictures for a subsequent issue of QST. This new mark is not a world record for 10,000 Mc., however. It has only recently come to our attention that the American record was surpassed twice in 1950 by British workers. G3APY/P and G8UZ worked over a 12-mile path, and this was extended to 27 miles in work with G3ENS/P on October 22, 1950. Our thanks to G2UJ, V.H.F. Editor of the *RSGB Bulletin*, for pointing this out, and our apologies to the parties involved for our long-delayed recognition of their work.

Three v.h.f. contests a year are not enough for the Dayton Amateur Radio Association. They're running one of their own over the week end of May 8th and 9th, 1500 EST Saturday to 2200 EST Sunday. Scoring will be on the basis of number of contacts, power input and Ohio counties worked. Up to 20 watts input entitles the entrant to a multiplier of 3, and 20 to 70 watts a multiplier of 2. The contest log submitted to DARA Contest, Box 44, Dayton, Ohio, or W8LUZ, Spring Valley, Ohio, should

RECORDS

Two-Way Work

- 50 Mc.: CE1AH — J9AAO
10,500 Miles — October 17, 1947
- 144 Mc.: W6ZL — W5QNL
1400 Miles — June 10, 1951
- 220 Mc.: W5AXY, W5BDT — W5RCI
520 Miles — October 5, 1952
- 420 Mc.: W1RFU — W4TLM
410 Miles — July 26, 1953
- 1215 Mc.: G3QC/P — G8DD/P
100 Miles — July 26, 1953
- 2300 Mc.: W6IFE/6 — W6ET/6
150 Miles — October 5, 1947
- 3300 Mc.: W6IFE/6 — W6ET/6
150 Miles — October 5, 1947
- 5250 Mc.: W2LGF/2 — W7FOF/2
31 Miles — December 2, 1945
- 10,000 Mc.: G3APY/P — G3ENS/P
27 Miles — October 22, 1950
- 21,000 Mc.: W1NVL/2 — W9SAD/2
800 Feet — May 18, 1946

then took over and worked W5TYI, Alice, Texas, a haul of more than 700 miles.

The daily schedules of W2UK and W4HHK continue, with Paul hearing something of the W2UK transmission just about every time. There have been intervals of solid signals up to about two minutes' duration, but reception is mostly a matter of meteor pings or parts of words. One gets the feeling from listening to some of W4HHK's hours of tape recordings that the signal is never very far below audibility, however, and all hands hope that the big cotton-field rhombic now under construction at W4HHK will put them in business over this 940-mile path.

We have borrowed some of Paul's tapes and playing them for ham clubs and other groups we visit never fails to amaze the listeners, the vast majority of whom have never heard a 2-meter signal from more than 200 miles away at the most.

OES Notes

With near-zero occupancy, we are already worrying about what part of the band we're going to use when we move to 1215 Mc. Some months ago we published the recommendations of W3LZD and others regarding the use of the high end. The reason here was that if you triple from 144 to 432 and then triple again, you land on 1296 Mc. But W3OTC says that this leaves the 6-meter man out in the cold. Bob plans to travel the 51 X 24 route to 1224 Mc. He has a crystal-controlled converter practically completed and is working on the transmitter. He will be able to tune the high end, however, by appointment.

What to do about the radiation of energy on 144 Mc. when tripling to 432 has bothered many of the gang. Even when a straight-through amplifier follows the tripler, there is still an appreciable signal on 144 Mc. in most cases. W3UQJ shielded his tripler and inserted 144-Mc. traps in the feed line to the antenna. This did not eliminate the 144-Mc. signal entirely, but it is far below the previous level. Why worry, so long as the radiation is in another ham band, you say? Well, it's a legal problem for the Technician, at least. He's not supposed to be on 144 Mc. or any lower band.

W3UQJ also reports that he is hearing 220-Mc. signals from over Philadelphia way occasionally, and he feels sure that if the fellows to the east would aim in his direction more often he could do much better with them.

W6CFL, Los Angeles, has been on 1215 Mc. using a surplus TPS-1 cavity. (Don't write us for information on this one — we don't have any!) Tuck also works W6NLZ crossband, 2400 to 420 Mc., a combination you'll not find in use in too many other places. W6NLZ retransmits the 2400-Mc. signal on 144 and 420, and relays replies via 2400 Mc., thus allowing W6CFL to get some use out of his 2400-Mc. gear. The 2400-Mc. receiver at W6NLZ is an APR-5.

W6ZDO, Canoga Park, Calif., says that our condemnation of the modulated-oscillator broadband-receiver approach to 420-Mc. operation has helped to depopulate the band in southern California. Carle insists that contacts, and good ones, can be made over distances out to 100 miles or more with converted surplus gear that costs a fraction of the investment needed to employ more advanced techniques. Proof of his contention lies in the 262-mile work by W6s that stood as the 420-Mc. world record for many years. It was set with the most elementary kind of gear.

Nothing we have ever run in QST was intended to discourage the use of the simple stuff. In fact, we have devoted many pages to the means by which surplus gear could be put to use in 420-Mc. work, and the *Handbook* has carried a bibliography of these and descriptions of simple low-cost gear in all recent editions. But we must be careful not to oversell the possibilities of such equipment, or otherwise we will find many inexperienced hams trying it and finding out, to their sorrow, that it just won't do what they expect of it.

For operation from high elevations, or in localities like the coastal regions of southern California, where propagation conditions are frequently favorable to a phenomenal degree, the simplest kind of equipment is good for plenty of fun on 420. But for the fellows who must make their contacts the hard way (and they are in the vast majority) the best is none too good. If 420 is to pay off over appreciable distances as 144 has, it must be largely by the same means: standardization on high transmitter stability and narrowband reception techniques. Going to crystal-con-

2-METER STANDINGS

Call			Call				
States	Areas	Miles	States	Areas	Miles		
WIHDQ	18	6	850	W6WSQ	3	3	1390
W1WZY	15	6	750	W6BAZ	3	3	320
W1RFU	15	6	1150	W7NZL	3	3	247
W1MNF	14	5	600	W6GCC	2	2	210
W1BCN	14	5	580	W6ACG	2	2	200
W1DJK	13	5	520	W6EXH	2	2	193
W1MMN	10	5	520				
				W7JU	3	2	247
W19UK	23	7	1075	W7LEE	3	2	240
W2NLY	22	7	1050	W7YZU	3	2	210
W2ORI	21	8	1000	W7JUC	2	2	140
W2AZL	20	7	1050	W7RAP	2	1	165
W2QED	19	7	1020				
W2PAU	16	6	740	W8BFO	24	8	775
W2AMJ	14	5	550	W8WJC	24	8	775
W2BLV	14	5	450	W8WVX	21	8	1200
W2QNZ	14	5	400	W8WRN	20	8	670
W2UTH	13	7	880	W8DX	19	7	675
W2SFK	13	6	—	W8BAX	19	7	655
W2AOC	13	5	400	W8LFF	19	7	720
W2DFV	13	5	350	W8RMM	18	7	690
W2CET	13	5	405	W8RWV	17	7	630
				W8REP	17	7	—
				W8WSE	16	7	830
W3QKI	22	8	820				
W3RUE	22	8	760	W9EHN	23	7	725
W3NKM	19	7	660	W9FVJ	22	8	850
W3KWL	16	7	720	W9EQC	21	8	820
W3LNA	16	7	720	W9BPV	20	8	1000
W3RFP	16	7	—	W9UCH	20	7	750
W3GKP	15	6	800	W9LFF	19	7	—
W3IBH	13	5	570	W9ALJ	17	7	800
				W9WOK	17	6	600
W4HHK	23	7	850	W9ZHL	17	6	—
W4AO	21	7	950	W9MBL	16	7	660
W4JFY	18	7	830	W9KLR	16	7	—
W4MKJ	16	7	665	W9BOV	15	6	—
W4OKC	14	7	500	W9LEE	14	6	780
W4JHC	14	5	720	W9DDG	14	6	700
W4IKZ	13	5	720	W9FAN	13	7	680
W4JFU	13	5	720	W9FUA	12	7	540
W4UMF	13	5	600	W9GTA	11	5	540
W4HDQ	9	4	850	W9JBY	10	5	760
W4WCB	9	4	850	W9DSP	10	4	700
W4TLA	7	4	850				
				W9EMS	24	8	1175
W5RCI	20	7	925	W9GUD	22	7	1065
W5JTL	14	5	670	W9HID	19	7	725
W5QNL	10	5	1400	W9CNQ	17	6	1090
W5CVW	10	5	1180	W9WNL	14	6	830
W5AJG	10	4	1260	W9ZJB	12	7	1097
W5MWW	9	4	570	W9OAC	12	5	725
W5MLL	9	3	700	W9WGZ	11	5	760
W5ABN	9	3	780				
W5ERD	8	3	570	VE3AIB	20	8	890
W5VX	7	3	—	VE3DIR	17	7	790
W5VY	7	3	1200	VE3BGN	14	7	790
W5FEK	7	2	580	VE3BFB	12	6	715
W5ONS	7	2	950	VE3AGC	11	7	800
				VE1QY	11	4	900
W6ZL	3	3	1400	VE3DER	10	6	800
W6FJA	3	3	1390	VE2AOK	7	3	440

trolled c.w., and crystal-filter reception with a communications receiver is entirely practical and not too difficult. Until you've tried it, you just have no idea how good 420 can be. We agree with W6ZDO 100 per cent in one thing, however — activity on 420, with whatever kind of gear, should be the first objective. We never make much progress on a dead band!

From Dayton, Ohio, W8DPW reports that more than 40 crystals for the 146.52-Mc. net frequency have already been sold, and more are on order. Activity in connection with Dayton c.d. planning has boosted 2-meter interest to an all-time high. The Dayton RACES group showed its wares at the big Dayton Hamvention, which should result in still more business.

Quite a few of us have been rediscovering 2-meter mobile lately. In the heyday of the modulated oscillator and the vertical dipole, 2-meter mobile was fun, but it didn't carry over much distance. Now, with good beams, a fair amount of power and high-performance converters at most home stations, the 2-meter mobile enthusiast enjoys a degree of coverage that his 75-meter counterpart may well envy. W9DSP, Chippewa Falls, Wis., mentions wowing the boys around Eau Claire recently with a demonstration of 2-meter mobile staged in cooperation with W9LEE. Copying signals at distances up to 60 miles indicated that here was something worth more investigation.

Your conductor has been enjoying similar experiences, using equipment and antennas soon to be described in QST. Where 2-meter mobile was little more than a neighborhood proposition when we last gave it a try some seven

(Continued on page 124)

Armed Forces Day—May 15th

THE Army, Navy and Air Force invite all U. S. amateur radio operators to participate in the Armed Forces Day program for 1954. The amateur radio activities are co-sponsored by the Military Affiliate Radio System (MARS) representing the Army Signal Corps and Air Force Directorate of Communications, and the Naval Communications Division.

A receiving contest is open to any short-wave listener who can copy International Morse Code at 25 words per minute. A listener who submits a perfect copy of the transmission will receive a Certificate of Merit, attesting to his code-copying proficiency, from the Secretary of Defense.

A military-to-amateur transmitting and receiving test will be conducted for all holders of valid U. S. amateur radio station licenses. Headquarters stations of the Army, Navy and Air Force will establish radio contact with amateur stations and will acknowledge these contacts with special QSL cards. Each Service headquarters station will QSL separately so amateurs will have an opportunity to qualify for three different QSL cards.

A radioteletype (RTTY) transmission will be sent from MARS and official Navy stations. Any amateur station capable of receiving radioteletype transmissions is invited to copy the special message. A special letter of acknowledgment will be awarded to each amateur who so participates.

C. W. Receiving Competition

The c.w. receiving competition will feature a message from the Secretary of Defense. All individuals, amateur operators and others, are eligible to participate. A Certificate of Merit will be issued to each participant who makes a perfect copy.

Transmissions will be at 25 words per minute on the following schedules:

Time, May 15, 1954	Call Sign	Frequencies (kc.)
1900 EST.	WAR	14,405, 20,994
1900 EST.	NSS	121.95, 4390, 9425, 12,804, 17,050.4, 22,491
1900 EST.	AIR	3497.5, 6997.5
0100 EST (May 16th)	WAR	14,405, 20,994
2200 PST.	NPG	114.95, 6428.5, 9277.5, 12,996, 17,055.2
0100 EST (May 16th)	AIR	3497.5, 6997.5

Each transmission will commence with a five-minute CQ call. It is not necessary to copy more

than one station, and no extra credit will be given for doing so. Transmissions should be submitted "as received." Do not correct possible transmission errors. Copies should be mailed to Armed Forces Day Contest, Room BE-1000, The Pentagon, Washington 25, D. C. Time, frequency, and call sign of the station copied should be indicated.

Military-to-Amateur Test

Military stations WAR, NSS and AIR will be on the air between 1800 and 2400 EST on May 15, 1954, to contact and test with amateur radio stations. The military stations will operate on spot kilocycle frequencies outside the amateur bands as follows:

- WAR (Army Radio Washington), 4025 (A3), 6997.5 (A1)
- NSS (Navy Radio Washington), 4015 (A1), 7375 (A1), 14,385 (A1)
- AIR (Air Force Radio Washington), 3497.5 (A1), 7635 (A3), 14,405 (A3)

Contacts will consist of brief exchanges of location and signal report. The military stations will not be permitted to handle traffic or exchange messages.

Warning! In previous exercises, a few amateurs operated on the military frequencies rather than in the amateur bands. No authority exists for amateur operation outside the amateur bands during this test. Similarly, amateurs affiliated with MARS or USNR networks which drill on military frequen-

cies are not authorized to use the military frequencies for purposes of these Armed Forces Day exercises. WAR, AIR and NSS will limit contacts to amateur stations in the amateur frequency bands.

Each CQ by WAR, AIR or NSS will indicate the frequencies on which each will listen for replies. These frequencies normally will be in 50-kc. blocks. For example: "CQ CQ CQ DE NSS NSS ANS 3550 TO 3600 KC." Novice frequencies will be accorded the same attention given the remainder of the amateur bands. It is hoped that more Novices will participate this year than did in 1953.

Radioteletype Receiving Competition

The radioteletypewriter receiving competition will feature a special joint message from the Chief Signal Officer (Army), the Director, Naval Communications (Navy), and the Director of Communications (Air Force). A letter of acknowledgment will be sent to each amateur participant who submits a copy made from the radioteletype transmission of this message. Transmission will be

(Continued on page 124)



How's DX?

CONDUCTED BY ROD NEWKIRK,* W1VMW

RE 1954 DX TEST CLAIMED SCORES

Round-ups of high claimed scores for the recently concluded 20th ARRL International DX Competition are scheduled for appearance in the June and July issues of *QST* --- phone and c.w., respectively.

How:

Ahh-h-h — *spring* again. And May brings not only better (?) 20-meter propagation conditions but inspires our annual meeting of the DXHPDS (DX Hoggerly and Pootry Depreciation Society). This weird assortment of ersatz Whiffenpoofs wasted little time in getting down to cases. Shoving things off to a crawling start, Square-Wave Squoggin's smashed his glass of Old Haywire on the floor and broke the ice with this elegy:

A rare-DX op in the bush
At first enjoyed getting the rush;
He encouraged the hogs
To behave like mad dogs —
In the rush he got crushed into mush.

Ten-Meters Tennyson, our next volunteer, looked up from his collection of discouraging CRPL reports and donated this thing:

A rabid DXer named Pawl
Really wins all the prizes for gall;
Ten kc. he'll shift.
Under pretense of drift,
With his VFO-swish type of call.

Never to be outdone, Skippy Short dealt a blow to the "lend me your kilowatt" hoors:

The crumb who should curl up and die
Is the piggy-back species of guy;
"Have him listen for me!"
Is his usual plea
While twenty-six others stand by.

Shorty Skipp delivered on an even more disgusting theme:

Two-gallon DX men, 'tis true,
Are mentally somewhat askew;
With morals corrupt,
They try to make up
In db. what they lack in I.Q.

Then our most avid collector of war surplus, I. M. Gearhappy, succinctly plunked all DX hogs into one nutshell:

No scruples had Sloppy O'Squee
While rolling up two-twenty-three;
Now he vows he's reformed,
But a rep so deformed
Remains that way permanent-ly.

As we were thus just warming up to our subject some squealer stuck his head in the

door and hollered, "Fifteen is open to Asia!" The hall cleared in ten seconds flat. But when Jeeves & Co. got home a half minute later, 21 Mc. was closed again and dead as a doornail.

What:

In the text to follow, frequencies (given in number of kc. above the lower band-limit) appear in parentheses, times without, e.g., (9) = 14,009 kc., if the paragraph deals with 20-meter work. Times are 2 1/2-hour time, zone or GCT specified, using the nearest whole-hour figure such as 7 for 0720 or 0650, 0 for 0016 or 2349.

Twenty c.w. demonstrates occasional late-1940s form as northern hemisphere periods of daylight expand. More sun-up permits a little decent after-supper DXing for a change and even wee-hours VK/ZL openings are on the docket. An 813 at 500 watts, an HRO-50T receiver and a 40-foot-high 3-el. squirter raised CRs 6A1 14 EST, 6CJ 17, 6CS 16, 6CZ 15, 7IZ 13, CX5CO 17, EA9BC 11, EL2P 18, ET2s WW 13, PA 18, FFKs AC 11, BB 15, FP8AP 16, FQ8AT 14, GC4LI 13, GD3IBQ 10, HC1KD 16, HH2OT 15, HK1TH 16-17, Trieste IIs BLF 18, BNU 13, I5LV 15, KG6FAA 19, KR6AA 19, OA4AQ 19, TF3MB 16, VPs 4TZ 19, 6GT 18, 7NM 18, 8AW 20 of So. Shetlands, VQs 2GW 15, 2W 17, 3EO 16, 4RF 15, VSs 1CZ 20, 9AS 12, ZB1KA 22, ZC4RX 11, ZEs 3JO 16, 5JE 14-15, ZS3E 16 and 3V8AN 22 for W8HEV. New DXCC, WBE, KZ-25 and WAVE diplomas decorate Toru's shack. . . . W2LYO lassoed CR6A1 (68), CR7LU (42), FM7WP (38), GD3IBQ (34), OX3s HK (80) and RD (76), then joined the USAF. . . . HA5KBP (62) with a YL at the key, LB8YB (37) of Jan Mayen, SV0WE (35), YO3ZR (57) and some LUs brought W1SPK to the 71st rung. . . . W6UJ encounters VR3A (ex-VR3D) around 14,054 kc., while W6KZL recommends VP8AZ (70) 16 PST who radiates from Grahamland (goes as Antarctica on the DXCC Countries List). . . . ET2AB (5) 20-21 GCT and OQ5GU (105) 22 were happy to grab YV5FL. . . . W0PRM put his 40 watts and 66-foot Zepp to work on DL1EQ/YV (28) t7, EA9AZ (92), TF3MB, VQ2AB and others. . . . ZE3JP (67) came back to W4SXS, and K2BSM caught up with HR1AA, SP2KAC and ZP5AY. . . . MP4QAH on Halul Island (Qatar) and one YA3AA (60) 15 GCT interested G4ZU. . . . W4QCW, also due for a call from Uncle Sam, reached 93 worked through the cooperation of EAs 8BF 8BK 9AP




* DX Editor, *QST*.

#AB, FQ8AF, KA2RC, KT1UX, LU6ZE in Antarctica, OD5AX, OQSVN, TA3AA, VP2MD, YN1AA, YS10, ZB1BU and ZS3K. "A new 3-element beam has been a big help." CR5AD, HZ1HZ, VQs 21M and 4EG chatted with W3RXXM. W5VIR had luck with new Easter Island actives CE8s AA and AD, as well as CS3AC, JA3s AB BB, KAs 2GU 3AF 9DR, KR6LP, KX6BU and other nifties. When not the pile-up target of W/VEs, VK9YY manages to collar people like ET2s NC NG, OD5AB, VK1AC of Macquarie and 4X4FW. Recent QSLs received at VK9YY include JZ0KF, KJ6AZ, ZC5VS, ZS7H and XZ20M. OD5AB was Alan's 100th country worked. West Gulf DX Club's *DX Bulletin*, W5FXN editing, specifies CR6CS (40) 21 *GCT* t9c, FM7WD (tex-FM8AD) (132) 20-21 t8, FO8AC (60) 2, IS1CXF 15, IT1TAI (82) 23 t8, JAs 3AF (63) 23, 4AF (64) 23, KG4AT (50) 0, OY2Z (140) 21-24 on week ends, VPs 2AD (32) 21, 8AJ (51) 1, VQ2DT (71) 23, one YA2LO and ZS7D (27) 21. VK1EG, operated by ex-VK1BS-VK2EG in MacRobertson Land, will go as Antarctica on the List.

Twenty 'phone is a live issue at YV5FL. Corny cornered CR5SP (155) 21 *GCT*, EA8BG (185) 20, FF8AY (13) 22-23, VQ3EO (105) 21, ZD2RRW (132) 18-19 and reached a 111/80 total. W2KJG continues his 14-Mc. A3 offensive by way of CN8s FK FR MM, CR4AD, CS3AC, HR1JM, KT1DD, OQ5CX, PJ2AF, T2FG, VP2KB, several VPs, YN4CB, YV4AA, ZB1CM, 5As 3TC 4TJ and miscellaneous Z8s. CX5AF, HK1DZ, HP3FL, HR1KS, OA4V and Galapagos-exclusive HC8GI vocalized with all-bander W5VIR. VR2CG finds AC4NC's 25 W. and dipole still available on 14,125 kc. 4X4BO labels W1s CFI FH JCX MCW QV, W2s AFQ DYR GIC JDE KR MDQ MI NJZ TEX TXI, W3s BES DGC EA ECR JNN KDD WUH, W4s GXY ITM, W8s BHW CLR EWB HRV UAS YGP and W9JJF as having consistently fine 20-meter 'phone signals down his way. YN1AFM (250) and ZB2A (130) entered the right portion of WISPK's log. Dominican Republicans, rarely ever available on c.w., are mentioned by SWL Bob Yates: HLs 6EC and 8WF. WGDXC sharpshooters put the head on FM7WD (132) 20, OY2Z (140) 12-14, VP8AQ (125) 0 in the So. Orkneys and ZS9G (171) 21. W9LMC ran across FM7WN (152), HR1s GM (198), KS (183), KG4AT (248) and YN1WR (153).

Forty c.w., teetering between summer noise levels and long-skip winter mein, is still patronized by the faithful. YV5FL dropped in on AP2K (40) 3-4 *GCT*, CR4AG (47) 1-2, MF2AE (10) 3-4 and 4X4DK (10) 3. EL2X (22), KC6AA (22) of Yap, VQ2AB (17), VS9AS (15), 3V8AN (22) and a bunch of Oceanians answered W4YZC (22). W3KMZ, W3MFW, W4GCW, W5s FFW KTD LX VIR VRP, W6s AM EEK KEV LDD MUR NEQ SYG VBY VUP, K6AAJ, W7GHU, W8LKH and W9DUY are among the stronger 7-Mc. c.w. signals noticed by VK9YY. W6ZZ raised JA1s CB CR, while W2LYO was busy with several Z8s and HR1KS (5). A mere 25 watts got JA1BU (40) and DU7SV (40) for W0AHX. W6BCT regularly hears UA0KFA (72) 6 *PST* t7 and UI8KAA but, of course, no bites. Other U.S.S.R. stations—JA3KWA, UB5s AF KBT and KCF—are heard by KZ5CI around 7040 kc. Buck knocked off CX6AD, FA30A (32), FM7WP (20) and JA3BP to reach the 7-Mc. 42-country mark. HE20T, HR1AA, KG4AE, T2TG, VK9YY, VPs 3YG, 5BH of the Caymans, 7NM, YN1AA, YV5s DE FH and YU3ABC contacted W5VIR. Texas must be good 40-meter country. W5WZQ raised power to 75 watts and collected

HH3RC, HR1FM, JAs 1FA 7AB (25), KL7ACK/KG6, OQ5GU, OX3AY (5), VPs 2AD and 8AZ (9). W1ORP was the first DX station contacted by the 3/2-watt rig of VP8AX, So. Shetlands. The VP8 normally runs 150 watts. W1ORP sports eight tuned 100-ke. circuits as a "Q5-er." Fifty watts and a full-wave wire earned PJ2AJ (46), T2WR, VPs 4LZ 6GT (8) and a VK5 for K2DCJ. EA9DE, VR3A and KX6BU brought W4VNE close to the 100-mark; W4LVV advises that FG7XA is once again workable on 40. W1MX, with W4YHD in the cockpit, got away with CR6AI, EA8BF, KT1UX, LU6ZE, OD5AX, VP8AW of So. Shetlands, VQ3EO, ZB2JS and ZS3K, all good 7-Mc. catches. W4SXS has T2PZ (10), and W1VMIW tripped over HC1ES (5-30). WGDXC 40-meter goodies: DU1s AQ (30) 10 t8, DO (20) 10, FK8AO (49) 10 t8, KH6AGX/KG6 (25) 10, KX6BC (3) 11-12, VK9s OK (5) 5-11 and RH (5) 5-7, the latter two on Norfolk. Other 7-Mc. specimens reported active: CE3DZ (35) 1 *EST*, EA8s BF (30) 20, BK (20) 19, FP8AP (35) 19, HZ1HZ (15) 20, JA1CJ (15) 3-4.



CR6CZ provides a fresh spurt of enthusiastic Angola activity with this Lobito layout. Fernando has a 6AG7-6L6-807s r.f. section modulated by a 6C5-6SN7-6L6s line-up. CR6CZ uses vertical antennae and his receiver is an S-77. (Photo via W8IV).

KB6AY (7) 3, KG4AT (18) 23, KT1UX (20) 20, OQ5CP (12) 20, PJ2AI (30) 0, TA3AA, VP2SH (28) 19, VR2AS (34) 4, ZB2A (12) 18, ZESJA (30) 17-18 and ZS3K (18) 20.

Even *forty 'phone* has been DXish. W8VHY's 300-watt 813 and 40-foot vertical connected with HP3FL, HR1AA, KG4AO, KS4AV, LU8 1FAE 3FAQ, PY7VB, VP9s BDA BU, XE2KA and YN4CB. These were encountered around 7-8 and 22-0 *EST*. KH6s ANK AWM AYG and MG are specified by W6ZZ. W4AWO needed only 18 watts on 7-Mc. 'phone to do away with HH3RC, HP3DA, KG4AE, T2VJ and VP9BK. Swan Island's KS4AV QSOd W5VIR, W3LEZ and W4QCW. W3LEZ also bagged LU6KE.

Eighty c.w., after falling short of cold-weather expectations earlier this season, now enjoys a lull before its usual deluge of warm-weather atmospherics. Miscellaneous results here and there, at W1MX: EL2X, W1TVJ: SP3AN, W4YZC: VP7NM, VE2HZ 7 *EST*, ZL1C and several Europeans, W5VIR: EL2X, T2TG, W8NOH: TA2EX, W9UDK:



The shack of KA2HQ (MARS A11AA) recently became the scene of a Far Eastern Amateur Radio League hamfest when Captain Kurt Carlsen, W2ZXM/MM, docked *Flying Enterprise II* at Yokohama. Front, l. to r., are KA2CK, KA2HP, W2ZXM and W0UTF; rear, KA2JR (W5UKM), John Piasta of KA2HQ, KA2RS, Rich Joppa of KA2HQ, and KA2ON. After this picture was taken the gang adjourned to a steak dinner followed by a tour of the *Enterprise*. "Captain Stay-Put" also made March news in New England when he and 465-foot *Flying Enterprise II* participated in ceremonies that opened New Haven, Conn., as a full-fledged deep-water port of call.

QST for



Rio de Oro EA9s DE and DF (EAs 2CA and 8BI, respectively) were mighty popular *aficionados* during the month of March. DXpeditioner EA9DE (seated on table) rang up 1075 'phone QSOs and 375 c.w. contacts in 12 days of operation on five bands, 10 through 80 meters. These QSOs included 70 'phone and 110 c.w. contacts with U. S. amateurs. Juan's work covered all continents; he logged 110 countries, 102 on 'phone. EA9DF (arm on rig), who took over at the end of EA9DE's stint, is a Spanish Air Force Lt.-Col. and will strive to keep Rio de Oro consistently workable hereafter. That transmitter is a British Panda PR-120. Concerning the picture at left, EA9DE writes: "This coast being a paradise for fishing and hunting, I did not hesitate to devote some hours to fishing and a whole day to hunting. . . . We came in with five gazelles and an antelope." Juan expresses sincere thanks to all amateurs, especially the Canary Island gang, for cooperation that assured his venture marked success. EA2CA-EA9DE looks forward to the possibility of an early Ifni DXcursion.

CT1DJ, FA8BQ. *WØPRM*: KH6MG, heard EA9AP and YU3CAB. . . . Other 80-meter activity reported: CT1s SX (25) 22, TT (10), EA8BF (30) 23, FP8AP (10) 20, GD3UB (3) 19, KG4AT (12) 18, KTIUX (25) 19, KV4AQ (21) 17-18, OK1MB (5) 22, ship station P1L8S (45) 21, PYs 3QX (10), 7WS (20) 21, TA3AA (35) 22, YU1s AD (13), FC (45) and ZS3K (25) 22, times *EST*.

PiTeen's ardent supporter, W6ZZ, worked 21-Mc. 'phones CEs 2GW 3MJ 6AR, CP5s AL EK, DU7SV, HR1AA, KG4AT, KG6AEX, KH6s ALM AR ARN ART IB MG PM, KL7RZ, KZ5s AL CF CP CS DG FL WZ, LU3 3DD 3FAQ 4PA 7DAD 8DB, PYs 3AGP 4HD, VKs 2ID 4HD, VR2CG, XE1OE, ZLs 1BY 1GW 2GB 2LV 3LE, ZS6s AEW CV and EG. Then, switching to radiotelegraphy, Miles landed DU7SV, KG6AEX, KH6s LJ MG PM, KJ6BA, KZ5s DE IL, LU3s 3EL 3EX 5CK 8AE 9DAI, TI2TG, VK3s AHH XK, ZLs 1BY 1MQ 2GS 2LB 3GQ 3JA and ZS3K. . . . W2LYO reports 21-Mc. Africans VQs 3EO 4CF, ZE3JJ, plus 4X4CW.

Ten gave the 'phone gang a small break during the DX Test and W4NQM captured the following 28-Mc. A3ers: CXs 1GG 2BC 2CL 2CO 3BH 4CS, HK4AM, HPs ITS 3FL, KZ5s AL BD, LU3s 1DCE 1DCH 1EQ 2LZHI 3FL 3BQ 4DZI 4PA 6AAL 6AB 7DJZ 7DX 8DAF 8DB 8DDI 8DJB 9AW, PY4DK, TI2MAR, XE1s DQ QB, YVs 1AA 4AA and a few KP4s. . . . W3MO adds LU6AB, and W4WVM donates HRIUA and LU8FAH. We 3BYI ØBJP and ØEQW also worked into South America during March.

Connoisseurs of *one-sixty* are busy auditing the past season's DX developments and some 1.8-Mc. specialists are turning their attention to the possibilities of summer transequatorial work. Just about a year ago—beginning May 3rd, to be exact—great persistence and a set of hardy static-defying ears netted a neat string of ZL QSOs for W2WWP. . . . W1BB's Transatlantic Tests statistics reveal that over 120 stations in all U. S. call areas participated in the affair. Amateurs in some 30 countries on all continents pitched in; these included more than 50 Cs

. . . . Late-season activities were featured by the 160-meter appearance of KH6MG's 814s, 113-foot vertical and 75A-2 inhaler. Leo worked a batch of Ws as far east as W1BB and W3RCQ. KH6MG uses 1901- and 1993.5-kc. crystals and peaks best on the East Coast between 7 and 9 *EST*. . . . VP4LZ passed out a flock of 160-meter South American QSOs that included contacts with EI9J, KP4s KD TF, Ws 1BB 1ZL 2EQS 2CGL 3PA 8K1A 9TVD ØIFH and VE1EA. He uses a Collins rig, a BC-348 and a 300-foot 38-foot-high skywire. . . . W9FIM, with a 93-foot vertical, 150 watts and an RME-69, scratched off CN2 G KH6 KZ5 VP7 VP9 ZL1 and ZL2, the latter a 2-way A3 masterpiece with ZL3RB. . . . Other results litter and yon follow. VE1EA: EI9J, GW3ZV, KP4s KD UE, VP4s 41Z 9BDA 9BF and Cs galore. *W1BB*: KP4s KD UE, VP9s BDA BF, ZL1WW. *W9PNE*: KH6s LJ MG, KP4UE, KV4AQ, KZ5DE, VP4s 7NM 9BDA 9BF, ZLs 1WW 2ABB 3RB. *WØHNV*: KH6MG, ZL3RB (two-way A3)

W1ZL's "versatile vertical" is only a one-sixteenth wave on 1.8 Mc. but Carl managed EI9J, Gs 3PU 5RI 6BQ 6GM, VPs 4LZ and 7NM. . . . LU6EF personally verified that LU4DM does *not* work 160 and has been off the air for two years. Scratch one. . . . OT KP4KD had much fun this season and lost quite a bit of sleep over 12 countries, three continents and many eager Ws. EI G GD KP4 KZ5 VP4 VP6 VP7 and VP9 prefixes are checked off in Ev's 160-meter log. KP4KD worked W1s BB QJM, W2s EQS GGL PP, W3RGQ, W4s BRB VNE, W6NDI, W8s ANO BNJ KIA NSF, W9s KGL NH and PNE on c.w. this season; W2QHH, W3EIS and W8GDQ worked Ev's 'phone. Recently heard but not worked by KP4KD: (c.w.) W1s ACR WPO, K2ANR, W2s DOD JIL UKS WC, W3s HL OKU PA, W4s BAZ KFC LRN POB, W8s ANW KHW ZZC, W9s CZT DKH FIM and WØHNV; ('phone) W2RYJ and W5WEH. . . . A report via W1VG, that EL2X is available on 1812 kc. around 0500 GCT on Sundays, closes this month's panoramic megacycle tour.

Where:

At least once yearly we caution W/K/VE/VO amateurs to patronize foreign-society QSL bureaus *only* when instructed to do so by the contacted stations concerned. Unlike your ARRL QSL Bureau, which accepts QSLs for ARRL members and nonmembers alike, many foreign societies accept and relay cards on a members-only basis. QSLs they receive for nonmembers may be returned, pigeonholed or even destroyed. . . . DL1KV points out that pasteboards bound for DM2 stations can go via DARC (West Germany) but that DJ/DL-destined QSLs should *not* be sent to the DM2 bureau. . . . W6LYG, dispenser of KM6AO confirmations for some time, thinks he has taken care of everybody but stands by for further inquiries on the subject. . . . QSLs for HB1 Swiss portables can be sent via USKA or directly to the addresses of their HB9 home-station-call counterparts. . . . VS2DB, who handles the outbound section of the VS2 bureau, offers assistance to any amateur who is shy a deserved VS2 QSL. . . . FOAD regrets that circumstances force him to ship out all cards only via bureaus. Roland makes every effort to keep ahead of the backlog. . . . "I am still handling QSLs for JZØKF in Dutch New Guinea for chaps outside the U. S. A., and my friend W2KMZ is handling QSLs for W/VE amateurs." —VK9YY. . . . W7UKW kindly offers to assist a deserving rare-DX station with W/VE QSL chores. Candidates may drop Lee a line at his *Call Book QTH*. . . . These individual items spilled out of the month's mailsack:

Ex-CP1BK, Henry J. Smith (W5DAP), 1035 Circle Dr., Las Cruces, N. Mex. . . . CR5SP, A. Pereira da S., Correos, Telegrafos y Telefonos, Sao Thome, Portuguese Guinea. . . . ex-DL4EF, Capt. A. L. Hamel, 5207 26th Avenue, Washington 21, D. C. . . . DL4MY, Sgt. D. S. Strook, 332nd C/R Co., APO 139, c/o Postmaster, New York, N. Y. . . . EA8BG, F. Hernandez, P.O. Box 215,

Santa Cruz de Tenerife, Canary Islands EA9DE, (QSL to EA2CA) EA9DF, (QSL to EA8BI) EL2X, c/o PAA, Roberts Field, Liberia EL3A, R. A. Lloyd, jr., American Consulate, Monrovia, Liberia FK8AH, Robert Garbe, Hydrobase, Noumea, New Caledonia FK8AL, Jean Garbe, Hydrobase, Noumea, New Caledonia FO8AJ/MM (QSL via Hallicrafters, 4401 W. 5th Ave., Chicago 24, Ill.) HC2OW, Eduardo Cruz Granda, Apartado 1053, Guayaquil, Ecuador HH2OT, Box 1027, Port-au-Prince, Haiti HK4DP, P.O. Box 708, Medellin, Colombia ex-KG6SA, Leonard A. Westbo, jr., W7MCU, Route 2, Box 14, Auburn, Wash. KR6LP, (QSL via ARRL) KR6OS, J. L. Levine, OARC, Staff Signal Office, APO 331, c/o Postmaster, San Francisco, Calif. KS4AV, Swan Island, c/o Postmaster, Tampa, Fla. LU0BS, (QSL to LU7BQ) MD5DD, (QSL via RSCG) OQ5BI, G. Capelle, c/o Utxelec, Boite Postale 3085, Leopoldville-Kalina, Belgian Congo OQ5VN, Box 757, Stanleyville, Belgian Congo ST2HK, Des Alimundo, P.O. Box 516, Khartoum, Sudan (or via RSCG) ex-SV0AB, (QSL to W2SUC) TZWR, Box 1345, San Jose, Costa Rica VK1HM/ZC2, Cocos-Keeling, via GPO, Singapore, Malaya (use air mail only) ex-VK9GM, G. E. Meaton, 165 Bayview Avenue, Earlwood, Sydney, NSW, Australia VP6WR, Woody Richardson, Waterworks Dept., Barbados, B.W.I. VP7NX, (QSL to W8RVM) VP8AZ, (QSL via RSCG) VQ1CRS, (QSL via W6NZK) VQ1JRC, (QSL via W6NZK) VR3A, Ray Baty, ex-VK2ANB-VR3D, c/o Cable & Wireless, Fanning Island XE1JG, Juan Pichardo, Serapiro Rendon 98-28, Mexico, D. F. ZC3AB, Christmas Island via GPO, Singapore, Malaya.

W1s HDQ JEL JOJ VG WPO WPR ZDP, K2s BZC DCJ, W2MUM, W3LEZ, W4QCW, W6s DZZ KZL UJ, W8NOH, W9s CFT KA, VS2DB, YV5FL, ZS4GK and the WGDXC DX Bulletin deserve your thanks for these.

Whence:

Asia — 4X4BO appraises Israeli DX goings-on: "There are about 65 licensed hams in Israel, the majority of which are not very active on the bands. Active stations . . . are 4X4s AB AD AE AH BA BD BL BN BO BR BT BX CW DX DF DK DR FK FQ FS and GB. Except for very few of these, most of us have low-power rigs (25-60 watts), 250 watts being the highest allowed. Antennas in most cases are simple (too simple!) dipoles. I run 30 watts to a beam — a 'ZL Special.' We are very short of radio parts and receivers here in Israel . . . and with monetary restrictions prevailing we are unable to purchase any of the new stuff that is available to you lucky fellows over there." Arthur tips us off that 4X4RE joined benedict ranks and consequently is no longer, temporarily at least, among the more workable 4X4s; 4X4BO is an Israeli Army captain. . . . According to W6AM, MP4BBD is scheduling a California visit in September. . . . Erstwhile Stateside v.h.f. man KR6LP (W1ZAC) now can be found pushing an Okinawa BC-610 rig around on 20. Ralph reports: "Conditions have been poor and I do not have reliable contacts with the east coast [U. S. A.]. Europe has been poor also but I enjoy contacts with boys in this part of the world who are hard to get from back there." . . . From KR6OS (W9CDK): "Due to difficulties in receiving mail . . . I will QSL 100 per cent, all cards received, by air mail through bureaus or to individuals if requested." W2ZXM/NIM told W1RDV of a recent visit to Saudi Arabia's ham royalty when Kurt took *Flying Enterprise II* into Arabian waters. One of the princes, an ardent ham, reciprocated by enjoying a royal tour of the *Enterprise*. Amateur radio is high-level stuff in the Near East — there are six (6) Saudi Arabian princes bearing HZ1 call signs. . . . K2BZC finds that ex-VS6HR is now active as VP6AM. . . . Asiatic tidbits from VS2DB: VS1s CZ ES FH FJ FK and FP are numbered among present Singapore actives. VS2s available include BD CP DB DG DQ DV DW DY EA EB and UW, all mostly on 'phone.

Africa — EL2X, who is ex-DL4EA-OE13EG, had himself a ball during the '54 ARRL DX Test. Ray, knocking off all U. S. call areas on 7 and 3.5 Mc., furnished first Liberian contacts for numerous W/Ves. . . . Bloemfontein's Central Agricultural Show, May 4th-8th, will



ZL2JB is 'phone DXCC's most recent New Zealand awardee. Operator Stan French, shown above with wife Ria, maintains a productive fruit orchard near Hastings. The impressive transmitter installed in the background has a separate 6V6-807-HK5s line-up on each of four bands, 10 through 40 meters. Twenty 'phone is Stan's standard fare. (Photo via W0AJL)

have ZS4CAS, a special exhibition station, cooking on 15 through 80 meters, 'phone and c.w., daily from 0900 to 2200 local time. ZS4GK assures that a special QSL designed for the occasion will be received by each station contacted. . . . A couple of "whos" from W1YYM: CN8MIM is prewar ex-HAF3B, while CN8CS is former FQ8SN-F8SN. . . . "I hope to resume amateur activity within a few months with my newly-built 6146 transmitter, beam antennas for 14, 21 and 28 Mc., and a recently-bought French receiver." This from OQ5BI, due back in the Congo from ON4. . . . W1WPR heard that VQ3EO leaves Tanganyika this month and heads back to the United Kingdom. . . . W4UAJ, ex-W9IAI, writes from Ethiopia: "I have taken a position with the Imperial Telecommunications Board as assistant chief engineer and am now living in Addis. There are several hams from different countries working for the Board and it may be possible to get permission for some of us to get on the air. Addis seems to be good for receiving. . . . for I have been hearing several hams from the States — some W1s, W2s and a lot of W8s. For a fellow who enjoys ham radio like I do it certainly is torture to listen to good signals coming in and not be able to do anything about trying to establish contact." Best wishes to these EITB fellows in their efforts to get fired up — ET3s are as scarce as hen's teeth right now and a "new generation" of DXers is in need of Ethiopia.

Oceania — As assisted by maritime-mobiles SM8s BWO and LS, W6LVN fills us in on news from Pitcairn, VR6AY, inactive since the war, states that there has been no recent Pitcairn ham activity, late reported VR6 calls notwithstanding. Pitcairn's shore-to-ship station, ZBP, holds forth on 500 kc. and provided the SM8s an over-the-air interview with Andrew Young, descendant of *Bounty* survivors, at W6LVN's behest. VR6AY may become workable once more when new or repaired gear is available. . . . W3LEZ bumped into clubmate W3ATSK at the key of KX6BU one morning. *Small world*. . . . VS2DB reports VK1HM/ZC2 as active several days per week, and observes that ZC3AB, Christmas, has no air-mail delivery facilities. North Borneo ZC5s VR and VS regularly are heard, the latter on week ends only; ZC5VM is no more. . . . VR2CG gets out well with his mobile gear on 20, 40 and 80 meters. Wyrn used this set-up to assist in the 1953 Fiji royal tour by Queen Elizabeth. . . . From ex-VK9GM: "My time at Norfolk Island having expired, I have returned to the mainland and expect to be operating under a VK2 call sign. Whilst operating as

VK9GM I had the pleasure of working a large number of Ws and, although I used up a lot of QSLs, I feel that there are some contacts I may have missed. . . . In closing, may I express my appreciation of the kindness and courtesy I have always received from Ws in the best traditions of amateur radio." Use the "Where" address listed if you are still in need of a VK9GM QSL; full QSO data required VK9YY really puts Lae, T.N.G., on the DX map. Alan is up to 103 countries worked and 83 confirmed. He runs the maximum ham power permitted in the Territory, 100 watts, to parallel 807s feeding ground-planes on 20 and 40; a BC-348 receives. VK9YY sticks strictly to c.w. "Many Ws may think I rush away very fast after each QSO but the intentions are not exactly bad. The idea is to give all an even chance when Ws are coming through out here as I know that a lot of chaps are still short New Guinea QSLs for their DXCCs." A point well taken From KG6SA (W7MCU) on Saipan in the Marianas: "Have succeeded in stirring up interest . . . on the island and it appears we will have a few more amateurs. . . . F. R. Hauer, in the Navy here, has just received his amateur operator's license and is awaiting assignment of a station call by the local authorities. He will be on the air as soon as the call is issued. It appears to be the next in line, KG6SB. [He will use] a 3-stage VFO-813 rig on 20 and 40, 'phone and c.w. Receivers are an AR-88 and a Super Pro. A 3-element beam is contemplated for 20 meters and a long-wire for 40. Operating times will be approximately 0800 to 1100 GCT week days, and 2300 to 1100 GCT on week ends." With other candidates taking their exams it appears that Saipan will become quite radio-active. A club station is planned and a BC-610 transmitter is already lined up for it.

Europe—HB9CZ, USKA traffic manager, supplies info that may be of value to those hot on the trail of Helvetia-22 awards. Rare cantons active during the March H-22 test were Uri (HB1KB), Glarus (HB1NL), Nidwalden (HB1OT), Appenzell (HB1PE), Tessin (HB1GJ), Schwyz (HB9JZ), Wallis (HB9EJ) and Zug (HB9EU). The HB boys certainly took over the DX bands during that activity W1JOJ heard from ex-DL4CM-SV8AB who is back home at W2SUC From G6LX: "SM5ARP (3A2AW) will be visiting Monaco during May and I hope to be down in that area during June or July." Ron goes on to say that a 3A2 permit remains easy to obtain if one can present a valid ham ticket issued in one's home country. Native Monacans need display no telegraphic or technical proficiency to obtain licenses West Germany data from the mill of DL1KV: "Licensing in West Germany continues at a steady rate. . . . DLØ calls are stations of club groups, bulletin-stations or exhibition-stations." Otrified states that 40- and 80-meter bands in Europe are all but completely overrun by commercials and the military. Perhaps the present state of the solar cycle accounts for much of this—many circuits have been forced downward in frequency in order to effect communications. DARC's bureau recently unleashed a large load of DI9AA QSLs Statesward Upon unification of Italian ham societies ARI and RCA, ARI assumes sponsorship of the WAIP (Worked All Italian Provinces) award. Affiliated with the International Amateur Radio Union since 1927, ARI welcomes requests for full award details at Via San Paolo 10, Milano, Italy.

South America—LU3BAC, during a visit to ARRL Hq., made it clear that the numerals in Argentine call signs are of no consequence in determining station locations. It's the letter immediately following the number that tells the tale. For instance, the letter "Z" following the numeral indicates that the station operates in the Argentine antarctic area. LUØ calls, however, represent Argentine mobiles-in-motion—land, sea, air or what have you. Uruguay employs a similar letter-indicator system and PYs have combination alphabetical-numerical indicators W1FWH finds that OA4BN formerly operated as HL1CD, HC1KW, OA4AY and W1PDD LCRA (Colombia) president HK3CZ tips us off that several HK bams—a "DX expedition en masse"—are scheduling to put San Andres Island, Colombian possession in the Caribbean off Nicaragua, on the air this month. The present prefix for the area is HK1 and the spot will receive consideration as a possible addition to the DXCC Countries List.

Hereabouts—The fact that Clipperton Island QSOs failed to materialize during the 1954 ARRL DX Test wasn't for lack of effort on the parts of WØs NWX NUC and

DX CENTURY CLUB AWARDS

HONOR ROLL

W8HGW...253	W6VFR...246	W2AGW...241
W1FH...252	W2BXA...244	W3KT...241
W3BES...250	G6ZO...244	IU6DJX...241
G2PL...250	W3GHD...243	PAØUN...241
WØYXO...248	W6AM...243	W6MEK...240
W6ENV...246	G6RH...243	W6SN...240
	W3JTC...242	

RADIOTELEPHONE

PY2CK...231	XE1AC...215	SM5KP...207
W1FH...224	Z86BD...212	W1MCW...206
VQ4ERR...222	W1NWO...210	W8HGW...205
	W1JCX...209	

From February 15 to March 15, 1954, DXCC certificates and endorsements based on postwar contacts with 100-or-more countries have been issued by the ARRL Communications Department to the amateurs listed below.

W2AEB...149	TA3AA...104	W3EEB...101
CX4CZ...117	Z86DD...102	OE8FK...101
EA6AF...105	G8FC...102	W3EWR...100

ENDORSEMENTS

W6QJU...221	G3HLS...170	W5KTD...125
W8DX...200	LA6U...165	PAØZL...121
G5RV...200	G6BS...162	W4HYW...120
G3YF...190	IS1AHK...160	VE3TB...120
W1AB...182	G14RY...154	F9DW...119
W5CKY...182	W1ZW...152	W3AS...118
GM3CSM...181	DL1DX...141	W4PHJ...112
VE2WW...172	F9AH...140	WØID...110
	CR6AI...130	

RADIOTELEPHONE

G5RV...162	W6NIG...133	PY4CB...131
CN8MM...160		1ICTE...111

CALL AREA LEADERS

W4BPD...238	W7AMX...234	W9RBI...225
W5ASG...233		VE4RO...210

RADIOTELEPHONE

W2APU...202	W5BCP...197	W9RBI...200
W3BES...191	W6DI...195	WØNCG...145
W4EWY...172	W7HIA...170	VE3KF...163

Note: The attention of U. S. and Canadian DXCC members is invited to the new listings shown at the bottom of the box above. These are added so that totals can be compared with the top member in each call area.

VDQ. After cutting all the tedious red tape necessary for licensing by French authorities and gathering the 1001 equipment items necessary for the venture, WØNWX and crew came within an ace of putting Clipperton on the air during the week end of March 26th-29th. Difficulties with navigational gear and fuel supply aboard especially-chartered motorship *Sarrier* necessitated a heart-breaking about-face with the goal almost in sight. FO8AJ/MIM worked many stations on several bands during the voyage—QSL as recommended in "Where." WØNWX is no tenderfoot at these undertakings; see "Expedition 'Gon-Waki,'" p. 80, July '48 *QST*. Undaunted by initial disappointment, the boys early last month rolled up their sleeves for another try W6s OCP and MHB were all set to distribute another flock of Cocos Island (TI9) QSOs during March. The deal, at least temporarily, had to be QTAd W2CTO can use QSL assistance concerning FB8BE and LBØXD, both worked in 1952. At the same time Bob, a 100 per cent QSL man, stands ready to replace strayed cards due any stations he has worked during the past 23 years From FG7XA, now back on the air, relayed by W4LVV: "Two of my friends have applied for licenses and it is just a matter of time until paperwork is cleared with Paris. So there will soon be two more stations on in Gaudeloupe." Good news—FG7-land always was a toughie.



Operating News



F. E. HANDY, WIBDI, Communications Mgr.
R. L. WHITE, WIWFO, Asst. Comm. Mgr., C.W.
PHIL SIMMONS, WIZDP, Communications Asst.

GEORGE HART, WINJM, Natl. Emerg. Coördinator
ELLEN WHITE, WIYYM, Asst. Comm. Mgr., 'Phone
LILLIAN M. SALTER, WIZJE, Administrative Aide

Identifying Station a Requirement. FCC regulations 12.159, 12.160 and 12.82, explaining when and how to identify by use of one's call sign, are well worth careful rereading every so often. *Order of calls* is prescribed. The call sign of the station transmitting always *follows*. The FCC rules provide that no operator shall transmit *unidentified* radio signals . . . or willfully cause interference. In addition, sheer needs of efficiency in establishing communications (in addition to operating courtesy) require one to *listen on a frequency before transmitting*. This is in order to give ourselves free channels, as well as to comply with the FCC requirement to avoid giving unnecessary interference to others.

Some practical difficulties were reported by amateurs recently in copying W6JZ-W6OWP code runs as well as during the February frequency-measuring exercise, and give special point to these remarks. Conditions cited by W7HUV are as important to correct in our everyday operations as when he experienced them in the FMT: "There's the long-winded bird who camps on or near the frequency sent for measurement (or bulletins or traffic or code practice) and calls CQ for some minutes. My second gripe is the equally troublesome fellow who holds down his key for long intervals and tunes his transmitter. When it continues *without identification* for more than 30 seconds I know I must look elsewhere for the proper measurement signal. I ran into no less than three of the same!" Points in summary: (1) all operators can better their batting averages in communications exchanged by always listening before transmitting; (2) always identify your station at frequent intervals, as required by FCC.

Code-Practice Station Possibilities. We expect to continue listing the schedules of stations rendering a regular amateur service in sending over-the-air practice, just as we have this last season. A lithographed list of stations participating in such work is available to interested newcomers on request. For a listing of your station we need call, full name and address, anticipated schedule (frequency, days, hours, speeds). Also ask for our suggestions on *sending* practice.

Tape-sent transmissions are the best for practice. While Klein equipment is good to use, its scarcity should not be a limiting factor. Hal McCracken, W7WJ, writes: "Much inked tape (surplus) is now currently in circulation and is highly acceptable practice material. It is permissible to use this when interspersed with proper identification at appropriate intervals. Home or group study of code is practical, too, but admit-

tedly there is greatest need for more on-the-air code-practice runs. There should be a widespread increase in code-practice service now, since it is very simple to modify, without internal changes, either the TG-34A or TG-10. These units are capable of properly keying any good c.w. transmitter. The possessor of a reasonable stock of inked tape and one of these keyers can easily augment the services rendered at present by all too few amateurs." Once a simple 6J5-6H6-6V6 or other set-up to work a relay is operative, one's transmitter can be worked from the TG surplus keyers or even wire and tape recorders.

Keeping QSL Records. Some amateurs merely show a check mark in their log, at left of station QSOs, recorded to indicate that a QSL (card, not a message receipt!) was sent immediately on conclusion of the QSO. Others have set up elaborate tabulations to show returns by districts and countries, 'phone or c.w. The results of such records are often of general interest. All readers will be familiar with that well-stated slogan: "The QSL is the final courtesy of a QSO."

To further fraternal compliance with this traditional obligation, WN4DGH reports his system of keeping track. To keep up with QSL cards sent and received at his station he found it convenient to rule two vertical lines at the extreme right side of each log page to make two columns $\frac{1}{2}$ " to $\frac{3}{8}$ " wide. He notes the number of the month and day for "QSLs sent" in the left hand column and "QSLs received" in the right. This gives him an accurate check and requires small space in any logbook.

Observer Cites Harmonic Trouble Sources. The following from W1TVZ: "I have listened around, especially Sundays, in the region 7400-7500 kc. . . . In the several letters I have gotten from hams heard and reported, their difficulties are reportedly due to excessive final grid drive, low-Q tank circuits, wrong adjustment of the antenna coupler and tank, tuning up on 40 with 80-meter crystals, etc. The *Handbook* of course covers this subject of harmonic reduction well."

Ready for the FD? June 19th-20th is getting closer. Plan to put the finishing touches on any new equipment now being built for emergency-portable or car-mobile work. Test equipment suited to FD or your summer vacationing plans now. Plan to get in the fun *this year* in the ARRL Field Day, largest of all ARRL operating activities. Log forms for FD participation will be available on request approximately four weeks before the FD. June QST will have full rules.

— F. E. H.

FIRST ANNIVERSARY RADIOTELETYPE SS

This activity was sponsored Feb. 19-21, 1954. The following *claimed scores* are reported by the RTTY Society of Southern California for all logs received up to March 9th (contacts, sections, score):

W1AW.....36 9 324	W7HJC.....20 6 120
W1BGW.....55 10 550	W7HLU.....16 2 32
W2JAV.....82 19 1558	W7LPM.....32 6 192
W2TKO.....16 6 96	W8AV.....2 1 2
W2TLY.....6 3 18	W8BL.....34 10 340
W3LMC.....18 7 126	W8BYB.....14 15 680
W3PYW.....57 11 626	W8JVV.....20 5 100
W6AEE.....56 12 672	W8ZM.....50 16 800
W6CND.....18 5 90	W9GRW.....21 6 128
W6LDF.....46 8 366	W9TCJ.....14 12 528
W6NCO.....31 9 279	W0CIH.....8 2 16
W6OWP.....59 12 708	W0NME.....10 5 50
W6OPY.....25 6 150	

Other stations known to have been active in the test were: W1FGL, W2s BDI BFD PAT PAU, K2GQH, W3s ODF UWM VRI, W4s RKD ZC/2, W5s ENH RJG, W6s AAQ CG CGN DEO DMK DOU DRL FDJ RGS LGO NYF PNW SCQ SEW WYH, K6FCT, W7s AXJ CO KWB LU, W8s DVL GWA HP SPN, W9s CNN SPT THE UAU, W0s BP FKK HKF, K0WAW, VE2ATC, KL7CK.

Twenty-seven ARRL sections were represented. All Pacific Coast states, Alaska, Quebec, Atlantic Coast states from Va. to Mass., and most Gulf and centrally located sections were active. Conditions were not the best but 235 contacts were reported made on frequencies near 7.14 Mc., 147 on 3.62 Mc., six on 14.15 Mc., two on 21.15 Mc. and 12 on 2 meters.

BRIEF

A net has been formed for blind amateurs in order to pass along information on operating procedures that may be helpful. The net meets on 3870 kc. at 9:00 p.m. CST each Wednesday. Interested blind amateurs should write John M. Stovall, jr., Route 3, Box 119, West Point, Miss.

FEBRUARY FMT RESULTS

The February 9th ARRL Frequency Measuring Test brought 161 entries, divided about equally between Official Observers and amateurs interested in frequency measurement work but not holding the SCM appointment. Note the honor positions of W4JUI, W1MUN, W8HB and W8CUJ in the tabulation below. The standing of the top measurers is presented in terms of the "parts per million" deviation from commercial frequency measuring laboratory readings. Decimal fractions are shown only to establish an order of listing, inasmuch as the "umpire" has an accredited accuracy of 4 parts in ten million, or 2 parts in 10 million plus or minus 2 c.p.s. In keeping with the rules, no entry of a single measurement was deemed eligible in the competition.

Observers	Parts/ Million	Non- Observers	Parts/ Million
W4JUI.....	0.3	W8HB.....	0.0
W1MUN.....	0.4	W8CUJ.....	0.1
W1VW.....	0.4	W1BSY.....	0.3
W2FE.....	1.4	W0GHK.....	0.4
W6YVJ.....	1.4	W1LE.....	0.5
W8PM.....	1.5	W3LOX.....	0.9
W0OTR.....	1.5	W3PYW.....	3.1
W6GQA.....	3.3	W80RY.....	3.5
W2ZF.....	3.7	KP4UY.....	5.5
W4PWX.....	5.7	W1IRC.....	5.5
W1RLQ.....	6.0	W3MCQ.....	5.5
W0TKX.....	6.2	W8APL.....	6.1
W4IU.....	7.2	W0LVW.....	6.3
W3LUL.....	9.0	W1GQO.....	7.5
VE6MJ.....	10.0	W7HCV.....	7.5

The following ratings are based on a single measurement: OOs — W9PFK 0.3, W4FR 0.8, W4KL 7.1. Non-OOs — W0DRB 3.7, W3NOE 5.6, W8HPR 5.6.

It is to be expected that poor conditions during an FMT may affect the accuracy of participants' results. This serves to point up the fact that the FMT is a practical exercise, because Official Observers have to work with on-the-air conditions of every sort in carrying out their missions of observation and assistance to amateurs in keeping on frequency.

A-1 OPERATOR CLUB

We are pleased to announce the following additions to the ARRL A-1 Operator Club roster: W1AEW, AZW, B1H, B1L, BKG, BSY, CUH, EFW, E1O, HYF, IT, JMT, JYH, QJM, W2AOW, K2BG, BU, BZT, W2CVF, K2DYN, W2EC, EQS, GP, 1TK, JOA, MUM, QMO, RPI, SSK, WZQ, YJF, W3NOE, ONB, PZV, QCB, RFK, TVA, WV, W4ANK, BFM, EJC, FF, FID, FQE, IMH, KBE, KRR, KV, MTS, MWH, MVX, OMW, OZC, PHJ, RLG, SHJ, TAV, TJS, UHG, VOV, YIP, ZD, ZUF, W5FFW, GF, IOP, KTD, KUC, MIS, NZE, RIH, TEB, TOU, UTW, W1, WRS, W6DLR, HC, IPW, JOH, UTV, YHM, W7JYZ, W8BTI, HRC, HJA, W9HQF, MQE, PGW, RIL, RKP, RQM, W6AUL, BDR, BVE, BWY, GBJ, KHQ, KXL/N1Y, NYX, OHJ, SCA, TKX, VE10M, VE2CK, VE3AJR, EU, GI, EA1AB, G3ESY, HZ1M Y, KG4AF, KG6FAA/W9LHB, KH6ES, KP4DJ, KV4BB, KZ5ML, OK1MB, OQ5LL, OQ5RA, OZ4KT, SP3AN, VP5BF, ZK1BC, ZL1RD.

The A-1 Operator Club was designed to recognize and promote good operating in the amateur bands. To become a member one must be nominated for membership by at least two operators who already belong.

In choosing operators for the "A-1 Operator Club" the following points are considered by members: (1) *General keying*. Well formed characters and good spacing will be considered before "speed." Similarly, good voice operating technique, clearness, brevity, cooperation with other operators, careful choice of words, etc., may be used as criteria in nominating 'phone operators. (Credit is given for use of standard word-lists in identifying calls and unusual expressions.) (2) *Procedure*. Use of correct procedure is a natural qualification. Long CQs, unnecessary testing, long calls without signing, too much repetition when not requested, and all other such poor practices are grounds for disqualification. (3) *Copying ability*. This is to be judged by proficiency in copying through QRM, QRN and other difficulties, and accuracy of copy, as well as speed. (4) *Judgment and courtesy*. The "CUL 73" type operator can never make the grade. An operator should be courteous and willing to consider the other fellow's viewpoint. He should QRS or QSZ without "crabbing" when requested. He should embrace every opportunity to assist beginners.


These four points to be considered by A-1 operators in weighing candidates are applicable to all phases of amateur operating. Each counts a possible 25 points (of 100 total). No nominee should rate less than 15 on any qualification.

The operator primarily interested in DX should be weighed on his compliance with the recommendations of the ARRL DX Operating Code, his ability to work DX under difficult conditions, and his courtesy in waiting for a station to complete a contact before calling him. Other phases of operating, similarly should be judged on the four basic points, with the appropriate considerations applied to 'phone, traffic, v.h.f., etc., operating.

Voice Procedure Tips:

CALL-SIGNING PROCEDURES

The easy way to comply with FCC signing requirements is to use your own call last, whether in two-way communication or in a round table. W2ABC would be perfectly correct if he said "W4ABC this is (or from) W2ABC, go



THAT KIND OF PROCEDURE IS AS OLD AS NOAH

ahead." While not legally incorrect to use "K" on 'phone frequencies, saying it with words (*go ahead or over*) increases intelligibility. On our c.w. bands good procedure is evidenced by many points, one in particular being the use of each c.w. ending-signal by itself, never in pairs!



One thing that has always bothered active ECs is how to keep up interest in an organization without an emergency once in a while. The answer is easy: You can't. One naturally gets tired of drills and "make believe" after a certain length of time. The best an EC can do is to prolong as much as possible the individual AREC member's interest in emergency work without emergencies and depend on two things to renew it or replace it: (1) new blood in the organization to replace the old that dribbles off; (2) an occasional emergency or other means of rendering a real public service.

Okay, let's take up one thing at a time: how to prolong interest in emergency work. Many ECs have beaten their brains out on this one and used up so many ideas that they are just about out of them. The members start drifting away, becoming less enthusiastic about the control-center station, about the emergency potential of their mobile rigs. Their attendance at drills becomes less frequent. Let's enumerate a few methods we have seen work to keep up the interest:

(1) Introduce the social aspect; have a picnic or two every summer, maybe a banquet during the winter months. A dance or two is often attractive.

(2) Have a regular net drill once a week or more. Encourage new members to use it to run tests of new equipment (especially emergency equipment) they have built. Besides using it to learn procedure, let part of it be informal to discuss local problems.

(3) Make the Field Day one of your big yearly events, and go out on it as a group if possible. The SET, of course, is a "must."

(4) Have regular in-person meetings like a club, with something on the program each time, such as a demonstration or a speaker. Keep these meetings open for all community amateurs.

(5) Whenever a big civic function is to be held, offer the use of your organized facilities for communications purposes. Groups have participated successfully in parades, auto and other kinds of races, fairs, community drives of various kinds, exhibitions and expositions, athletic events—practically anything that is held out of doors and a good many things held indoors can have communications angles if worked on.

(6) Offer prizes or some other kind of inducement to regular attendance at drills. This can usually be done without costing any individual too much and still be worth while.

(7) Set up a "production line" for needed equipment for your AREC gang. This has many desirable effects, and quite often one or more local suppliers or manufacturers, as anxious as you are to get in the local public's good graces, will give you a "break" on components and workshop facilities. Try the high school for the latter.

(8) Hidden-transmitter hunts are a lot of fun and a good exercise for mobile units. Don't overdo them, though.

(9) Let the press in on your activities. Get all the publicity you can, but keep it down to earth.

(10) Sponsor a little competition among members of your group. For example, the best mobile rig, the best hand-carried portable, the home station best-equipped for emergency operation, the best procedure in drills (or other operating criteria).

No doubt ECs and AREC members reading this will think of a lot more. Send them in and we'll enumerate another list one of these days, with full credit to every originator.

— * * * * —

And while we're on the subject of sending things in, we again wish to enter a plea for information on all emergency work by amateurs. You don't have to be a journalist; just send us the facts, but write them yourself and be sure they're accurate. Newspaper clippings are fine, but such accounts are often garbled and over-sensational. We want the dope from you, not some newspaper editor's version. See April 1952 *QST*, page 72, and August 1952 *QST*, page 72. Seems we have gone from a feast to a famine; at one time we had so much dope from the field we had to omit some of the nonemergency items until they were obsolete. Now we need more material for this column. Let's have another feast, fellows—but by all means send in your emergency items for the reasons enumerated in August, 1952, *QST*.

— * * * * —

On February sixth there was a very disastrous fire in Zion, Ill. One entire block of buildings burned to the ground in the business district. The Lake County Radio Amateurs Club and the Midway Radio Club worked together in setting up a net control station at fire and police headquarters, and dispersing mobile units throughout the area to handle emergency communications. One of the greatest hazards was the stream of thrill-seekers who blocked roads into Zion for five miles. Fifteen stations and operators participated in the operation, including the following: W9a CGY LYJ OUD PPV WKD TER FVS VGJ HOQ VOM JBH WN NRC YCD and UXS.

— W9QKP, Pres., Lake Co. Radio Club.

— * * * * —

Some Oregon amateurs helped in handling some press dispatches during a January siege of snow and rain, principally W7WL in Glasgow and W7HDN in Portland. On the morning of January 25th, W7HDN got a call from W7APF asking for assistance in getting news for one of the broadcast stations. Later W7LXW, who is chief engineer at station KOOS, called using W7WL's transmitter, and arrangements were made for a United Press man to come to W7HDN where they took news dispatches on tape from Coos Bay via W7WL.

— * * * * —

During the extensive tornadoes in March of 1953, W9CTZ, W9PEK and W9VOA were instrumental in providing emergency communications with the stricken tornado area in southwestern Illinois. This was a long time ago and all we have are some newspaper clippings, but the Illinois SCM wanted to make sure these fellows got credit for the hard work they did.

— * * * * —

At 0618 on February 12th the Kansas 75-Meter Phone Net was called into action due to loss of communications resulting from a snow, ice and dust storm. The net handled traffic for Western Electric, Rural Electrification Agency, Western Union, Bell Telephone, and the Missouri Pacific, Rock Island and Santa Fe railroads. Operation continued



State Representative Mabel Ellis looks on as members of the Arizona Amateur Radio Club demonstrate the value of an amateur radio emergency network. Station was set up on the floor of the Arizona House of Representatives where Mrs. Ellis has introduced a bill to provide call-letter license plates for amateurs. That's W7JYH at the mike. The W8YGM plate shown is a sample. (Photo by Arizona Republic)



QST for





At Lynn, Mass., WIMAN, RACES Region Four Director, WIAWA, Net Control Officer for Region Four, WIOQL, EC for Lynn, and WICTD, Saugus Civil Defense Director, map future c.d. activities. (Photo by W1FRK)

until 1930, when the situation was termed under control. Those participating: W0s HS CSV BET TNA FEO M1 ALD WMQ YOS NAS/M MJD/M JDU QJC NLV NHT QNJ TSH REP MAE GPZ NJS NLV DSM AER FSE SIG FPY YLO FHU and FHC. W0REP and W0TSH are particularly to be commended for acting as control stations on relief. — W0FNS, PAM, Kansas.

Starting with a clean slate for 1954 our SEC report record shows ten SEC reports received for January. They represent 3394 AREC members. SECs prying the lid off for 1954 were those for West Va., E. Bay, Los Angeles, Western N. Y., Nevada, N.Y.C.-L.L., New Mexico, Eastern Fla., Wisconsin and South Dakota. How about the other 63 SECs? Any activity worth reporting?

WIAW OPERATING NOTE

Until June 1st, when the complete WIAW Summer Schedule detailed elsewhere on these pages goes into effect, WIAW will conduct general operation as shown on the chart on page 73, October 1953 QST, except that EDST instead of EST will be used. Other operation will follow the pattern set down on page 59, February 1954 QST, also in EDST instead of EST. Exceptions: (1) On May 11th, WIAW will transmit a Code-Proiciency Qualifying Run instead of the regular code practice. (2) On May 21st, WIAW will make a special transmission for frequency measurement instead of the regular code practice. (3) WIAW will be closed from 2230 EDST May 30th, until 1500 EDST June 1st, in observance of Memorial Day.

A.R.R.L. ACTIVITIES CALENDAR

- May 1st: CP Qualifying Run — W6OWP
- May 11th: CP Qualifying Run — WIAW
- June 5th-6th: V.H.F. QSO Party
- June 6th: CP Qualifying Run — W6OWP
- June 16th: CP Qualifying Run — WIAW
- June 19th-20th: ARRL Field Day
- July 2nd: CP Qualifying Run — W6OWP
- July 15th: CP Qualifying Run — WIAW
- July 17th-18th: CD QSO Party (c.w.)
- July 24th-25th: CD QSO Party (phone)
- Aug. 7th: CP Qualifying Run — W6OWP
- Aug. 13th: CP Qualifying Run — WIAW
- Sept. 5th: CP Qualifying Run — W6OWP
- Sept. 13th: CP Qualifying Run — WIAW
- Sept. 18th-19th: V.H.F. QSO Party

WIAW SUMMER SCHEDULE

(June 1 through September 27, 1954)

(All times given are Eastern Daylight Saving Time)

Operating-Visiting Hours:

Monday through Friday: 1300-0100 (following day).
Saturday: 1900-0230 (Sunday). Sunday: 1500-2230.

A mimeographed local map showing how to get from main highways (or from Hq. office) to WIAW will be sent to amateurs advising their intention to visit the station.

Official ARRL Bulletin Schedule: Bulletins containing latest information on matters of general amateur interest are transmitted on regular schedules. Frequencies:

C.w.: 1885, 3555, 7125, 14,100, 21,020, 52,000, 145,600 kc.

Phone: 1885, 3950, 7255, 14,280, 21,350 kc.; 52, 145.6 Mc.

Times:

Sunday, 1530 by c.w., 1600 by 'phone.

Sunday through Friday, 2000 by c.w., 2100 by 'phone.

Monday through Saturday, 2330 by 'phone, 2400 by c.w.

General Operation: Use the chart below for determining times and frequencies for WIAW general contact with any amateur. Note that since the schedule is organized in EDST, the operation between 0000 and 0100 each day will fall in the evening of the previous day in western time zones.

Code-Proiciency Program: Practice transmissions at 15, 20, 25, 30 and 35 w.p.m. on Monday, Wednesday and Friday, and at 5, 7½, 10 and 13 w.p.m. on Sunday, Tuesday, Thursday and Saturday are made on the above-listed frequencies. Code practice starts at 2130 each day. Approximately 10 minutes' practice is given at each speed. On June 16th instead of the regular code practice, WIAW will transmit a certificate qualifying run.

WIAW GENERAL-CONTACT SCHEDULE

(In Effect June 1 to Sept. 26, 1954)

WIAW welcomes calls from any amateur station. Starting June 1st, WIAW will listen for calls in accordance with the following time-frequency chart.

Time (EDST)	Sunday	Monday	Tuesday	Wednesday	Thursday	Friday	Saturday
0000-0100 ¹	3555 ²	3950	7125 ²
1300-1400 ²	21 Mc.	21 Mc.	21 Mc.	21 Mc.	21 Mc.
1500-1600	7125	14,100	7255	14,100	7125
1600-1700	14,280	7125	14,100	14,280	14,100
1800-1900	14,280	14,280	14,280	14,100	7255
1900-1930	3950	3555	14,280
1930-2000	14,100	3555	14,280
2000-2030 ¹	14,280	3555 ²	14,100	14,100	7125 ²	14,100
2030-2100	14,280	3555	14,100	14,100	7125
2100-2130 ¹	145.6 Mc.	52 Mc.	145.6 Mc.	52 Mc.	52 Mc.
2230-2300	1885	1885
2300-2330	3555	3950
2330-2400 ¹	3950	7255	3950	7255	3950

¹ Starting time is approximate. General-contact period on stated frequency begins immediately following transmission of Official Bulletin, on c.w. at 0000 and 2000, on 'phone at 2100 and 2330.

² Operation will be on 21,020 or 21,350 kc., whichever shows the greater activity.

³ WIAW will listen for Novice Class licenses on the Novice portion of this band before looking for other contacts.

BRASS POUNDERS LEAGUE

Winners of BPL Certificates for February traffic:

Call	Orig.	Recd.	Rel.	Del.	Total
KG6FAA	295	3358	3297	61	7011
W3CUL	296	2968	2191	763	6218
KA7LJ	272	2633	2485	148	5538
W0TJD	272	1634	1654	10	3336
KA3AC	1439	1517	131	21	3108
W4LDM	21	1451	1437	14	2923
W7JFF	56	1351	1244	107	2758
W6IAB	104	1162	1058	73	2397
W9JUZ	21	111	987	84	2203
W0BDR	6	1088	1075	10	3179
W4PJU	46	988	807	181	2022
W4PL	15	1007	895	77	1994
K0AIR	19	954	932	37	1942
KA8AB	273	788	648	140	1849
W0SCA	1	842	878	3	1764
K6FDG	479	514	450	38	1481
W3WIQ	13	695	701	29	1438
K4WAR	142	617	508	117	1384
W5MN	50	651	350	288	1339
W7PGY	13	646	598	58	1305
W4YIF	8	620	419	20	1261
W4DVR	15	573	566	7	1161
W7BA	17	553	529	22	1121
W4USA	38	510	13	536	1097
W0KHQ	5	527	521	5	1058
KA7RC	118	143	422	21	1094
W7NWO	43	30	919	30	1002
W4OGG	43	486	461	23	983
KH6FAA	64	433	362	66	925
W6ELQ	5	426	413	21	865
W9VBZ	57	367	302	63	789
W0SDW/0	27	387	353	8	779
W7WT	12	437	292	19	760
W6LYG	29	362	280	82	753
W2JOA	27	348	243	99	717
W0COT	8	351	323	28	710
W7QYN	4	327	339	38	704
W6SWP	25	344	278	57	704
W3FY	1	352	298	51	700
W4KZT	0	348	318	30	696
W7FRU	3	344	340	4	691
K6FAR	11	323	336	13	683
W2RUF	26	345	248	60	679
W2LJP	28	320	302	18	668
W7HAK	1	314	307	8	630
K5FEF	11	319	283	14	627
W4RMY	12	303	297	6	618
W8RJC	9	304	268	33	614
W6IZG	26	259	292	39	606
W2KFW	19	291	218	73	601
W4OZC	0	300	300	0	600
W7SFK	3	286	286	0	575
K2CQP	14	271	258	18	561
W6QJH	11	254	270	5	540
W2KFB	22	254	182	72	530
W4ANK	33	249	211	37	530
W7MM	6	258	246	12	522
W6IEO	5	0	498	8	509
W0GAR	15	239	247	7	508
W2VNI	17	253	169	62	501
W2BO	15	250	155	80	500
Late Reports:					
KG6FAA					
(Jan.)	288	2380	2140	240	5048
KA8AB					
(Jan.)	396	506	429	77	1408

BPL for 100 more origination-plus-deliveries:

W3CVE	311	K6WAY	152	W0NTY	102
W9NZZ	218	W0RTA	137	W6PHT	101
W7KT	206	W2AEE	110		
W9OIN	195	W3MWL	103		

The BPL is open to all operators who report to their SCM a message total of 500 or more, or 100 or more originations-plus-deliveries for any calendar month.

TRAFFIC TOPICS

If there are ten people, all of whom have different ideas about a given subject, and you are asked to "settle" the argument — brother, you're in a spot! If you don't happen to agree with any of them, you're 100 per cent wrong. The very best you can do is to agree with one of them, and then you're still 90 per cent "wrong." You can stay popular, but you'll never accomplish any collective good (quite the contrary), by hypocritically and surreptitiously agreeing with all of them.

Your League has been put in the position of "settling" a controversy many, many times. In no operating group is there such a wide divergence of opinions and practices as among the traffic handlers. The struggle for standardization has been a wild one, through the years. We have imitated commercial procedures, adopted military procedures, and set up our own. At first the objective was to train operators for future commercial or military experience. In our present-day MARS set-up, the latter is still the primary objective;

but among us amateurs the objective has become twofold, neither one more important than the other: (1) to get traffic from its point of origin to its point of destination in the least practicable time, while still (2) providing the maximum in training facilities for all categories of operators. By all categories, we mean just that — big ones and small ones, fat ones and skinny ones, old ones and young ones, 'phone and c.w. (yes, even 'telytype, facsimile, television or what have you, where interest is shown), experienced and inexperienced, high power and low power, work horses and occasionalists. It's a large assignment, and your ARRL (who else?) is tackling the project.

How? By the formation and sponsorship of a nationally integrated system in which there is room for thousands of operators of all categories. In setting up such a system, everybody (well, almost everybody) agreed to the integration principle, but almost every experienced operator had a different idea how to go about it. Many philosophies were advanced. Nostalgic old timers preferred the old trunk lines, resisted any changed concepts from the "good old days." Newer traffic men wanted nets; some of them wanted directed nets, some free nets. Some operators who handled thousands of messages per month wanted nets set up to serve them alone. It was the same old story — *whatever* we did, we would be at least 90 per cent "wrong."

The ARRL Communications Manager's 1948 annual report stated: "Trunk Line workers currently create special problems where they want to bring in new stations outside their normal territory and to imitate net operation. Studies in progress concerning such tendencies and regional-empire building may point the way to some new steps in over-all coordination to extend our section-net operations to meet national objectives." Thus, in the fall of 1949, the National Traffic System was born. There was no immediate stampede to abandon existing nets to participate. Like all births, the initial struggle for existence was a rugged one. Factions in disagreement, either with general principles or operating details, were troublesome. Skeptics agreed that "it's a good idea, but it won't work," and then set out to prove their contention that "it won't work" by not participating, instead of implementing their contention that "it's a good idea" by trying it.

Today the National Traffic System is a pretty-generally accepted institution among amateur traffic men. True, it does not always handle the traffic as fast as daily long-haul schedules between two crack operators; it's not the only traffic system, and not even always the best so far as speed is concerned. But it is the only nationally-integrated system with a solid framework providing for universal participation by all traffic amateurs, and it is the only traffic system sponsored by ARRL for the betterment of amateur radio by enhancement of its traffic-handling service. It has no quarrels with other traffic networks; in fact a local distribution system is provided for any who need it. Anyone reporting into an NTS net with traffic is welcome, provided his traffic can be handled by that net and provided he can maintain its operating pace. In its long-haul aspects, the NTS does not abhor competition; in these aspects as well as in local work, NTS tries to accomplish its objectives in an organized, systematic fashion. The framework cannot (or should not) be bent, twisted, distorted to accommodate the idiosyncrasies of individuals or individual nets. Rather, nets should be set up that will fit into the framework and accomplish one of the many jobs to be done, at section, regional, area or transcontinental level. If you are interested in traffic work, your best fulfillment of that interest lies in participating in a nation-wide system — the National Traffic System — which needs your support.

For February, the Mission Trail Net's 'phone section reports a traffic total of 888 in 28 sessions, an average of 32 per session; the c.w. section handled 53 in 23 sessions. The Early Bird Net reports a 998 traffic total for February in 28 sessions, an average of 36 per session.

North Texas-Oklahoma Traffic net handled 381 in February, 844 check-ins, eleven net controls reporting. Second Regional 'Phone Net handled 729 in 24 sessions, with an average check-in of 26. The Interstate 'Phone Net handled 441 in 24 sessions, with an average check-in of 22.9.

National Traffic System. By the time you read this, much of the nation will have reverted to "Daylight Saving" Time and, as usual, the NTS nets will be pretty much snarled up

as a result. The NTS Manual, by the way, designates standard time for all NTS nets, whether or not local time changes. However, where the law requires everyone to kid himself into thinking he's arising at the same time when he's arising an hour earlier it's quite difficult not to adjust traffic net schedules the same way. Many NTS nets will change their time, just the same. Just don't forget, fellows, that if you change your net time you may come into conflict with a net in some less-enlightened part of the country where they don't tinker with their clocks every spring, so better check the Net Directory before you make any change that you might think is not a change. If possible, we ought all to stay on good old standard time so we won't mess up the NTS time schedule. But if you *must* change over, please try to make some arrangement so that it won't throw NTS net continuity out of kilter.

Personally, we get up an hour earlier and go home an hour earlier and *know* we're doing it. Screwy, ain't it?

February reports:

Net	Sea- sions	Traffic	Aver- age Rate	Repre- sentation (%)
1RN	18	230	0.41	12.7
3RN	38	323	0.62	8.5
4RN	40	1237		31
RN5	40	400		10
RN6	42	530	0.78	13
8RN	18	107		6
9RN (TLJ)	28	3369	1.26	120.3
TRN	48	74	0.45	1.5
EAN	20	718	1.26	36
CAN	20	434		21.7
PAN	22	949		43.1
QIN (Ind.)	40	722	0.66	18
LSN (Los. A.)	24	219	0.21	9.1
TLCN (Ia.)	20	383	0.83	19.1
AENP (Ala.)	26	114		4.3
W. Va. Phone	20	78	0.17	4
WVN (W. Va.)	20	128	0.28	6.4
QKB (Kans.)	20	250		12.5
QRS SB	8	72		9
WIN (Wis.)	28	206		7.4
WBN (Wash.)	20	127		6.5
Summary	560	10,670	1.26	19.1
Record	568	10,670	1.26	19.1

Eastern Mass., R. I. and Western Mass. made perfect attendance on 1RN. This month's RN5 report was by W4OGG, who held the fort until a new RN5 manager was found. The new RN5 manager is W5KRX. Certificates for 9RN have been issued to W9s LSR DO UQP and W4WXL. TLJ and 9RN will henceforth operate as separate nets, starting as soon as a suitable 9RN manager can be appointed. TRN is still having trouble with representation from the Maritimes, mostly due to propagation conditions. CAN is now operating a Saturday night session. PAN operates a Saturday night "voluntary" session.

SUPPLEMENT TO NET DIRECTORY

The following list of nets will supplement and correct the listings on page 70, November *QST*; page 67, January *QST*; and page 63, March *QST*. This listing brings the record up to date as of March 22, 1954, and may be used to correct the cross-indexed ARRL Master Net Directory.

An asterisk (*) indicates correction from previous listing in November, January or March *QST*. This is the final *QST* net supplement until net re-registering in the fall.

Name of Net	Freq.	Time	Days
Arizona Net	3885	0730 MST	Daily
		1630 MST	
		1900 MST	
Arizona CW Net (AZN)	3515	2000 MST	M., W., F.
Ariz. Emerg. Net (AEN)	3885	1900 MST	Tue., Thu.
Bristol (Tenn.-Va.) Amateur	1815	1930 EST	Mon., Wed.,
Red Cross Emerg. Net	3815		Fri.
Coast Guard Auxiliary First District Net	1815.3	1000 EST	Sun., Tue.
	3525	2100 EST	
	3990		
	29,640		
	145,800		
Danvers (Mass.) Emerg. Net	145,350	1930 EST	First Mon.
Du Page Co. (Ill.)			
Civil Emerg. Net	29,600	2000 CST	Mon.
East Coast Net	7080	1730 EST	Daily

Iowa 160 Meter Net *	1815	1830 CST	Daily
Lynn CD Net (Mass.)	28,610	1930 EST	First Mon.
		1845 EST	Tue.
Manitoba CW Net (MAN)	3700	1900 CST	Daily
Montana State Phone Net	3700	1900 CST	M., W., F.
Nebraska CW Net (NEB) *	3520	1845 CST	Daily
New Hampshire Emerg. Net	3850	1300 EST	Sun.
N. Y. State Slow Speed Net *	3595	1630 EST	Sat.
		1900 EST	Mon., Tue.,
			Wed., Fri.
Nine Jacks and Queen Net (SD)	3870	1210 CST	Mon.-Sat.
N. Texas CW Net (NTX) *	3760	1900 CST	Mon.-Fri.
Northeast Traffic Net (NETN)	3746	1600 EST	Mon.-Sat.
Region V Sector III C.D. Net	29,460	1930 EST	First Mon.
R. I. Novice Net (RINN)	3743	1830 EST	Mon.-Fri.
S. Dak. 160 Meter Phone Net	1905	2000 CST	Daily
West Gulf Emerg. Net	144,600	1900 CST	Tue.
Westside Amateur Radio Club Emerg. Net (La.) *	28,900	2000 CST	Wed.
Windjammer's Net (Cal.)	3948	1000 PST	Daily
Wis. Educator's Phone Net	3850	1000 CST	Sat.

CODE-PROFICIENCY PROGRAM

Have you received an ARRL Code Proficiency Certificate yet? Twice each month special transmissions are made to enable you to qualify for the award. The next qualifying run from W1AW will be made on May 11th at 2130 *Eastern Daylight Saving Time*. Identical texts will be sent simultaneously by automatic transmitters on 1885, 3555, 7125, 14,100, 21,020, 52,000 and 145,600 kc. The next qualifying run from W6WVP only will be transmitted on May 1st at 2100 PDST on 3590 and 7133 kc.

Any person may apply; neither ARRL membership nor an amateur license is required. Send copies of all qualifying runs to ARRL for grading, stating the call of the station you copied. If you qualify at one of the six speeds transmitted, 10 through 35 w.p.m., you will receive a certificate. If your initial qualification is for a speed below 35 w.p.m., you may try later for endorsement stickers.

Code-practice transmissions will be made from W1AW each evening at 2130 EDST. References to texts used on several of the transmissions are given below. These make it possible to check your copy. For practice purposes, the order of words in each line of *QST* text is reversed during certain of the slow-speed transmissions.

Date	Subject of Practice Text from March <i>QST</i>
May 3rd:	<i>Delay-Line Phase Shift</i> , p. 12
May 4th:	<i>FCC Visits ARRL Hq.</i> , p. 10
May 6th:	<i>Selectivity and 'Phone Reception</i> , p. 20
May 13th:	<i>Dressing Up the Antenna Coupler</i> , p. 26
May 17th:	<i>A Simple 8-Element Beam for 20</i> , p. 21
May 20th:	<i>What's with Your Log?</i> , p. 32
May 26th:	<i>Break-In with One Antenna</i> , p. 35
May 28th:	<i>A Crystal-Controlled Converter . . .</i> , p. 23

NATIONAL CALLING AND EMERGENCY FREQUENCIES

C. W. 'PHONE

3550 kc. 14,050 kc.	3875 kc. 14,225 kc.
7100 kc. 21,050 kc.	7250 kc. 21,400 kc.
28,100 kc.	29,640 kc.

During periods of communications emergency these channels will be monitored for emergency traffic. At other times, these frequencies can be used as general calling frequencies to expedite general traffic movement between amateur stations. Emergency traffic has precedence. After contact has been made the frequency should be vacated immediately.

The following are the National Calling and Emergency Frequencies for Canada: c.w. — 3535, 7050, 14,060; 'phone — 3785, 14,160, 28,250 kc.

NATIONAL RTTY CALLING AND WORKING FREQUENCIES

3620 kc. 7140 kc.

• All operating amateurs are invited to report to the SCM on the first of each month, covering station activities for the preceding month. Radio club news is also desired by SCMs for inclusion in these columns. The addresses of all SCMs will be found on page 6.

ATLANTIC DIVISION

EASTERN PENNSYLVANIA — SCM, W. H. Wiand, W3BIP — SEC: IGW, RM: AXA, PAM: PYF, E. Pa. Nets: 3610, 3850 kc. The Phil-Mont Mobile RC gained five more new members: CNO, GRY, HEK, QZO, YJM. The Club plans to participate in Field Day for the first time. UVL will be chairman in charge. The Feb. 21st transmitter hunt was won by QQH in fifty minutes. Second place went to HYU in one hour and forty-five minutes, while DSG again had the honor of hiding the transmitter. The Reading RC has scheduled interesting talks and demonstrations covering such subjects as transistors, RTT, and s.s.b. for future meetings. The Pottstown ARA, with ARK as activities manager, will show a different film each month on varied subjects pertaining to ham radio as supplied by ARRL. The last program was a showing of slides on the basic principles of vacuum tubes. The DX Club was entertained with the showing of ARRL's TVI film and a number of color slides made by GHS featuring several members and their rigs, along with scenic beauty shots of the Appalachian Trail. UQJ reports hearing S2/5 signals on the 220-Mc. band from the Philadelphia Area and suggests that the boys in that Area swing their beams toward York more often. UQJ's 435.6-Mc. operating schedule is 8 to 10 P.M. Mon., Wed., Fri., Sat., Sun. CUL was kept busy during February handling traffic from two fairs. Mae reports having a new Viking rig for better QSY. UOE has worked 13 countries on 80 meters with less than 100 watts input but needs Asia for WAC on that band. VDE reports 99 per cent of his activities are on s.s.b. QGJ's son-in-law adds another active ham to the family with his new Novice call, WN3YJN. EAN has a new 20-meter beam to hunt for that rare DX. He has real good luck with these awards, having won a grid-dip meter at the Annual FRC/PVRC banquet and a Sonar Low-Pass filter at the last FRC meeting. Traffic reports were plentiful as usual but news items fell below average. May I remind you again that this is your column. Your support is necessary if you wish to see a full and interesting report of your section's activities. Traffic: (Feb.) W3CUL 6218, BKF 343, MWL 111, AXA 98, BIP 98, AEQ 97, GES 82, NOF 81, RSC 71, QNA 50, UOE 27, PYF 26, KAG 24, TEJ 24, PUY 22, DUI 20, ELI 9, VN 6, VDE 5, UCY 3, GIJ 2, (Jan.) W3GES 72, ONA 70, ELI 4.

MARYLAND-DELAWARE-DISTRICT OF COLUMBIA — Arthur W. Plummer, W3EQK — On Feb. 8th the following officers of the Chesapeake Amateur Radio Club were elected: AYS, pres.; BYG, vice-pres.; FLG, secy.; URZ, treas.; and DWX, skt. at arms. A most interesting talk on color television was given by TDB. GBB was the first and only mobilizer to locate PSG portable in the BARC hidden transmitter hunt, operating on 27,100 kc. Feb. 21st. The rig was located at Bert Compton's QTH. Jo Kiefer, ex-DL7CU, now living in Baltimore, visited BARCS at the Feb. 15th meeting. Our deepest sympathy to QCB, operator at USA, whose father passed away Feb. 13th. COK exults in the fact he worked his first Asian in January, OD5AV to be exact. WV reports working 221 stations in 54 sections for a score of 59,670 on c.w. in the last CD Party. NOE and his XYL report a wonderful 4-day ski trip in Vermont with 20PD and his XYL. PZW now is attending radio school at Fort Monmouth and has not much time for operating. LDD reports the Harford County Net is doing fine except for a few losses in personnel. Paul Seward, of Harford County CDRO, was very much impressed by what he saw and heard while a passenger in one of the mobile units during the last drill. Just a reminder that a telephone call or telegram collect or a radio message to CVE will serve to activate the Trans-Continental Relay Net for national or overseas service on a 24-hour basis. A report of activity in the Feb. 10 Party shows only one out of 25 eligibles took part in the affair. Let's try to get more LOs on next time! PRL and EQK attended the Washington Radio Club meeting Mar. 5th at which Lt. V. D.

Maggiore spoke on "U. S. Naval Reserve Program" and DL1FH showed color movies of the 6th Fleet in action as well as members of WRC during the last Field Day contest. The meeting also was attended by KIL6ABR. PTZ finally is back on the air but alerted for overseas duty. G. W. Univ. is keeping QZC tied up. CVE was under the weather at the time of the last OO Test. WV checked in MDD, 3RN, VN, EAN2, 4RN1, and VSN2 nets during the month of February. NOE has been moving to a new office. COK finished the kw. rig for the DX Contest. ONB reports improved conditions for 80-meter traffic and says 3RN lost only 2 out of 40 sked sessions because of long skip. QCB has received A-1 Operator certificate. ARA now holds meetings the 1st and 3rd Tues. of each month at 2000 hours at Hagerstown YMCA. VAM, CIQ, and RAH may team up on the V.H.F. Contest. EHA now is 75-meter mobile. TJV has a new Elmac installed in his car. RAH and OXL are operating with 813s in the final and both have new cars but no mobile installation as yet. It is rumored that CSX can be heard 8 miles away, in Hagerstown, with his new Sonar 120-P. EEB failed to receive the new 75A-3 in time for the DX Contest. During the DX Test EEB got 2 new ones for a total of 120 worked and 104 verified. WKB will join MEPN soon. JE reports Maryland c.d. station W3WBP/AAAF3WBP will be on 2, 10, and 75 meters soon. The section welcomes the newly-formed Carroll County Radio Club whose officers are PVK, pres.; PWV, vice-pres.; and WVN, secy.-treas. With nine members attending the first meeting, six of whom are members of the League, three who do not hold licenses as yet, and at least five others in the County coming in I'd say they're off to a good start. Traffic: (Feb.) W3USA 424, CVE 336, WV 251, PKC 209, JE 155, JZY 113, COK 84, ONB 68, WSE 36, HKS 22, EEB 20, NNX 14, HC 12, RMD 7, CQS 6, OYX 5, NOE 4, EQK 2, QQS 2, (Jan.) W3CEK 50, WSE 30, NOE 8.

SOUTHERN NEW JERSEY — SCM, Herbert C. Brooks, K2BG — SEC: UCY, PAM: ZI. I acknowledge with appreciation the help given me by the various clubs in the section in keeping me posted. CEH has that old 522 fired up again and is doing a swell job on 2 meters. LSS has a new sky wire working on 40 and 20 meters. Congratulations to KN2DSL, a 12-year-old YL in Trenton, and to her brother, K2ART, for his part in helping his sister get her ticket. There is plenty of activity up Trenton way from the information received via *scuttlebutt* and *DVRA News*. COO has been adding new countries to his list, getting very close to DXCC. The Jersey-Penn Net is active on 10 meters every Sunday at 1100 hours. GTN, ex-3GKIL, recently received his WAC certificate, using less than 65 watts input and an indoor antenna. FB, Fred, EWN has been receiving color TV transmissions from MGZ. We believe this to be a first in this section. They are to be congratulated for their accomplishment. U.S. Pleasantville, has been appointed Official Observer, Class I. With Field Day getting close it is hoped that everyone will have made plans to turn out and do an even better job than in 1953. Traffic: K2BG 96, W2ZI 31, HAZ 4.

WESTERN NEW YORK — SCM, Edward G. Graf, W2SJV — Asst. SCM: Jeanne Walker, 2BTB. SEC: UTH RM: RUF, PAMs: DSS, NAI. NYS meets on 3615 kc. at 6:30 P.M. and on 3925 kc. at 6 P.M. daily; NYSS on 3595 kc. at 7 P.M.; Mon., Tues., Wed., Fri., on 3595 kc. at 4:30 P.M. Sat.; NYS C.D. on 3509.5 and 3907 kc. at 9 A.M. Sun. Note — KBT, mgr. of NYSS reports Slow Speed Net changes as follows: On 3595 kc. at 1900 EST, Mon., Tue., Wed., and Fri., no Thurs. net. FGL, NCS for Thurs. night, will conduct the net on Sat. on 3595 kc. at 1630 EST. We appeal to those wishing to enter traffic work to QNT this important training net. NAI, mgr. of SRPN and IPN, is new PAM. Appointments renewed: FE as OO; BL, COU, NAI, OE, and WZQ as ORS; CFY, FAN, OZR, QLL, QNA, UYG, VEP, and YPZ as OPS; PHT, SFW, UTH, and UXP as OES; IPC and UYG as OBS; ABC EC Cattaraugus Co., CFY EC Franklin Co., DEX EC Chemung Co., GHU EC Jefferson Co., QBZ EC Tompkins Co., QY EC Monroe Co., SB EC Northern Chautauqua Co., SBK EC Southern Chautauqua Co., TEP EC Lewis Co., WQO EC Warren Co. The City of Dunkirk has leased a building at the municipal airport to the Northern Chautauqua ARC for meetings and a club station, K2AVI. The W.N.Y. and S. Ont. v.h.f. "do" will be held in Lockport June 12th, Tune 2 meters for information. KN2BFP is editor of *The News Rag*, new publication of the Corning ARC. RYJ, PSG, and CVC are on 160 meters. EZS has an 813 on 75 meters. VEP has a Viking II. RRK now is 5FUT at Houston, Texas. SFW has a 2K25 putting out on 10,000 Mc. Sorry to report the passing of PE. ECF is back on 80 meters. Broome County acquired 8 Communicators for 2-meter amateur work. Ithaca, Binghamton, and Scranton v.h.f. hams and XYLs held their

annual get-together at Whitney Point, Feb. 13th. KEL is on 7100 kc. with OBS, Mon., Wed., Fri. at 1900 EST. RUF has compiled a procedure and information bulletin for members of the NYS C.W. Net. ZOL and BTB spoke on amateur radio at Delta U. New officers of the Oswego Co. ARC are YFZ, pres.; QVQ, vice-pres.; WZN, secy.; ICM, treas. TEX, on 20 meters, keeps in touch with his son in the armed forces in Germany. Net certificates have been issued to K2s BZC, BVE, BYO, and DYN. K2BFX has been appointed ORS. V.h.f. night at RARA had OWF talk on antennas, QY on DX, UTH on converters, and ALL on transmitters. Back on 2 meters are ELX, VBH, SFA, VZV, and K2APS. K2AOH has a Viking II. UPH is making a trip through Central America, Chile, and Peru, working 20 meters. When power and communications lines were down in the Clayton Area QBG, operating on emergency power, was the only outlet for communications from the stricken area for two days. K2ADG is the new president of the Malone ARC. KN2EEC is a new call in Malone. B. Greatbach spoke at the KBT meeting on "Computers, Machines that Think." K2DYB worked KV4AA on 80 meters. ICE is on 2 meters. The RARA Mobile Club toured WHEC-TV and WVET-TV. K2ACA has an Elmac Transciter. K2CUQ built VFO to QSY to various nets. Traffic: (Feb.) W2RUF 679, BNC 158, HKA 137, K2DYB 127, ACA 113, W2OE 77, DSS 62, ZRC 54, K2BZC 40, W2RUT 23, JMT 20, EMW 16, PZC 16, RJJ 12, YFZ 10, K2DQ 9, W2DVE 5, CFY 4, K2CUQ 2, BFX 1. (Jan.) W2OE 73, ZRC 62, IPC 17, FGL 7, CPN 6, RJJ 6.

WESTERN PENNSYLVANIA — SCM, R. M. Heck, W3NCD — SEC: CA. RMs: UHN, GEG, NUG, OPS: LXE, AER. Western Pennsylvania Traffic Net: 3585 kc. Mon. through Fri. To all in Western Pennsylvania who wish to join the AREC, please route your applications to the SEC, Ken Speer, jr., Lower Pa. The Washington County Amateur Radio Club reports activity and improvement in operating practices. The Club has joined the Western Pennsylvania Amateur Radio Club Council and has named IDO and SUK as delegates. Participating in the Sun. 3700-kc. 2000 EST net are IDO, NRE, OEO, ONX, VEM, VFN, WJF, OTL, and UHN. From Emporium we find KUN, NAMJ, and WHO aiding in dolling up the club station, which has a transmitter putting out 50 watts on the 75- and 80-meter bands. Active in 2-meter experiments are TCP, IIX, TMA, and SUL. NAMJ is new ORS with new antenna. Antenna installation assistants were RVS, KUN, VEE, and WII. VEF has a shiny new General Class ticket. LEL is on 80 meters. PTU and RMX are mobile on 40 and 75 meters. KUN handles traffic and participates in CD Parties. RVS is the new Cameron County EC. The SCARC is in the process of making changes in the club transmitter. NDH is on 10-meter phone. UUH is on all bands. NRQ is rebuilding. Up in Erie someone donated the club a 30-foot portable tower mounted on a trailer for emergency work and QPC presented a dynamotor. LKJ has recovered from an illness. Carl Pequeen, serving in the Air Force in Germany, is DLAWZ, near the high and low edges of 20 meters, and is eager for contacts in or near Randolph. N. Y. TMK is enthusiastic about his s.s.b. VNB now is General Class and is on 10 meters. A new call is WN3YKE. UHN advises that the Western Pennsylvania Traffic Net is showing greater activity than usual with a QNI of 211 and a traffic total of 126 in February. Watch for the WPEN Hamfest to be held Sun., May 23rd, at the Lodge in North Park, Pittsburgh, Pa. Traffic: W3WIQ 1438, QPQ 144, UHN 75, LKQ 62, LMM 43, KUN 26, SJJ 25, OEZ 24, NCD 14, LSS 13, KNQ 6, LOD 4, NMJ 4, VKD/LXE 2.

CENTRAL DIVISION

ILLINOIS — SCM, George T. Schreiber, W9YIX — Section Nets: IEN, phone, (3940 kc.); ILN, c.w., (3515 kc.). SEC: HOA, EC Cook County: HPG, PAM; UQT, RM; BUK, New OO's are PDH and ZUJ, both operators for the Illinois State Police. Add father and son combinations: AQJ and OKQ. AND has been making the rounds of the clubs sounding out the feeling in the Central Division. He would like to get your opinions on things by mail or on the air. 6C1W/9 renewed his ORS appointment right on time. What's the date on your certificates? ACH is back on the air, having retired from the railroad. He was assisted by DVL, HNL, CHQ, and SBK. CQR is a new ham at the Fifth Army Hq., where he pounds brass for a living. WQH built a rig with a 40- and 80-meter transmitter and receiver in one box and with provisions for d.c. or a.c. supply. MO is heard daily on single sideband. ONT enjoys 40-meter phone, but is itching to get back on 10 meters. PTZ is a Signal Corps man in Korea and his dad, STZ, fills his place on ILN. PTZ would like to hear from some of his old friends. VQA, VQN, and UHD got their General Class tickets. WFS keeps skeds with OA8B in Peru. NN seems to have given up DX and has been heard lurking on 80 meters. He is one of the State's most active OO's. TGN provides some QRM to his neighbor's electric stove and really allows the neighbor to cook on the front burner. PHE spends his spare time tracing down TVI laid mistakenly to hams. BPU has a new Elmac and CEO a Viking II. MRH's XYL is home from a South American trip. LMC can't break into the ILN

because of the skip, but relays his traffic to the Nebraska Net which returns it to Northern Illinois. SKR gives TVI to his landlord so he is laying low and making changes. The Cenosis Amateur Radio Assn. elected the following: MZU, pres.; QGY, vice-pres.; TLE, secy.-treas.; and MUD, in charge of activities. UQT, vice-director, was a guest at a recent meeting. IBN, HTR, and QGY are mobile club members and are trying to get the others interested. CTZ and TLE are active on 80-meter c.w. PQS and MZU speak for the 75-meter phone men and check into IEN. YFB uses a five-element beam on 2 meters and gets out. ZEN puts out an FB bulletin for the membership of the Starved Rock Radio Club. The club members recently held a meeting to talk over details of their now famous annual picnic and hamfest. FRP has a 600-watt a.c. generator independent from city mains. Novice BQC spends time on 2 meters and also on 40-meter c.w. boning up for his General Class exam. We are asking all members of the Illinois section to examine the dates on issued certificates and if not current to mail them to the SCM for up-dating, or indicate that a cancellation is desired. News for inclusion in the Illinois report should reach us not later than the 6th of the month. ILN certificates have been issued to SME, DO, MRQ, STZ, I.R.V, OKQ, and RLX on the recommendation of BUK. IEN members may apply through UQT. Traffic: (Feb.) W9OIN 387, DO 292, WHF 203, SME 180, USA 125, OR 107, W6CIW/9, 73, W9CEE70, MRQ 62, DUA 56, STZ 44, YIX 44, IMN 39, LXD 22, FRP 19, LXJ 12, WOC 9, BPU 8, VBV 8, WFS 7, LMC 3, PHE 3, KA 2, TGN 2. (Jan.) W9DUA 40.

INDIANA — SCM, George H. Graue, W9BKJ — SEC: LZI, RMs: JUJ, JBQ, WWT, YWE, QLV, PAMs: DOK, NTA, REC: TT. Lake County Amateur Radio Club had its first Club Banquet with over 150 attending. Guest speakers were NZZ, recent winner of the Edison Award, and ex-Director GPI. Our own Director, AND, also had a very interesting story. CWB is operating a trading post for ham gear. A new Viking II is heard at MIF. MVZ and his XYL attended the recent banquet of the FWRC. A new SS kw. rig is under construction at CWO. PVQ, recently out of the Navy, is sporting a Viking II. GNR has two 45-ft. masts up. More volunteers are being sought by GUX for CAP Aircraft Liaison Committee. The TVI committee of LCARC is headed by CWB. EGQ was heard in the c.w. portion of the DX Contest. MUR reports the Wayne County amateurs RACES plan has been approved by FCC. DLI is 141-Mc. mobile. DGA is new program chairman of TARS. KDV has a pair of 813s on the air now. JUJ's mobile and fixed station on 147.3 Mc. is working to perfection. DED is new president of the DARA. 10K worked as NCS at the club station during the fair. LQE is a very consistent ORS. DPL has a 32V-3 and works all bands, mostly c.w. 1T is rebuilding. DRJ reports that CAEN now is two years old and 26 stations QNI regularly. FYQ, FZW, and IBZ had a race to be first in the State to possess call letter license plates. IEZ claims this distinction. N9YJ and N9YJM are father-and-son teams at Speedway. N9ZTD has a new NC-125. N9WHU made over 500 contacts in the year he operated there. CTA, CYE, DIR, and DIS are new Novices in Evansville. MAM is heard regularly on 1FN. PQO, WCA, ACV, and VDC are on s.s.b. in South Bend. NXU is active on 147.4 Mc. Mobile Amateur Radio Club of South Bend had a hidden transmitter hunt with LVS the winner and OGZ, RKE, and YRF getting honorable mention. FJI is on 20-meter phone. SWM has 100 watts on 40-meter phone. DRK is experimenting with 6-watt portable rig. The FWRC mobile group furnished communication for the distribution of crime prevention leaflets, sponsored by the Lions Club and distributed by the Boy Scouts of Ft. Wayne. NTA reports for 1FN with a traffic total of 246. Traffic: W9JUJ 2203, TT 760, NZZ 311, STC 163, LZJ 81, YWE 76, SWM 66, NTA 53, KDV 51, DOK 47, DHJ 36, WBA 31, PPS 29, OIX 21, SAA 20, FVM 17, QR 16, CMT 13, DKR 13, ERB 9, NYK 8, DBP 7, EQO 6, DGA 4, NXU 4.

WISCONSIN — SCM, Reno W. Goetsch, W9RQM — SEC: OVO, PAM: ESJ, RMs: MQV, UNJ, Nets: WIN, 3625 kc. daily; BEN, 3950 kc. 6 p.m. daily; Wis. State Phone Net, 3950 kc. 1215 p.m. Mon.-Fri., 9 a.m. Sun. State mobile and c.d. frequency: 29.620 kc. Congrats to VBZ, who now has made BPL for 5 consecutive months! UNJ has a new Johnson Signal Sentry monitor. LSR is learning to use new Eldico electronic keyer. LUE is active in CAN. RTP is modifying his Eldico transmitter. LSK has a new p.p. 807 s.s.b. final. UIM operated portable at Bear Paw Lake Scout Camp and handled considerable traffic. The Green Bay AREC was furnished 2 gas-driven generator sets by the Brown County C.D. RKP is a member of the Al-Operators Club. With NUW as control station, Wausau AREC members and mobiles JBF, LED, PGF, RLB, RQM, VHA, and ZHE provided communication for Red Cross Pay or Play operation. Eau Claire Radio Club's new officers are WN9-SIT, pres.; REQ, vice-pres.; NLE, secy.; QXE, treas.; DSP and GDW, act. mgrs. The NWRC will award annually a citation for public service and technical development to qualifying members. We regret to report as a Silent Key, CWZ, former RM and WIN Net member. VCH has joined MARS. DSP is enthusiastic about 144-Mc. mobile after using LEE's gear for trial. REQ is on 144 Mc. with an 829B final. Net Certificates issued: WIN — QOQ; BEN —

YLE and YNO. The Manacorad Club now has its own club house. DKH is on 160 meters. Active on 4-Mc. 'phone are RKT, BZU, TRG, TQV, OVE, JAW, RYV, HFC, QNO, ZKB, and ZJW. KQB spends his time on 80- and 40-meter c.w. New appointments: UIM and LSR as ORS, GUE as OBS, UNJ as OO. Appointment renewals: GJY as EC, UNJ as ORS. Will see you all in person at the Wausau Hamfest May 8th. Transmitters on 3950 and 29,620 kc. will be on the lookout for incoming mobiles. Traffic: W9VBZ 789, UNJ 262, SAA 180, WJW 123, LSR 105, LUE 96, RTP 76, UIM/9 73, IXA 61, CXY 55, GMY 44, LSK 30, CWS 28, KWJ 25, UTV 22, IBQ 17, UIM 13, RQM 11, RUB 8, VKR 7, OVO 4, RKP 3, NAJ 1.

DAKOTA DIVISION

NORTH DAKOTA — SCM, Earl C. Kirkeby, W0HNV — The small impromptu "quickie" hamfests are gaining in popularity around this section. A fine party was held at Starkweather where HNR, HUL, NPW, and HNW organized a hamfest. About 40 hams appeared with their extra gear along and the trading and dealing was fast and furious after color movies were shown by L.W.X. More are planned for the future. NPW is on the air s.s.b. with a 10A exciter and a 300-watt linear, 75 meters. He also has tried 160 meters low power with good results. CAQ has a new HQ-140X. LCL traded for a SX-28; he also has a new 200-watter on 160 meters. Ham radio came into its own out Sharon way recently. IHM, who is supervisor of the local Ground Observer Post, was using the land line to report. When it went out he switched to his transmitter and with the help of FHB got the important traffic into the Fargo filter center. See you all at the Dakota Hamfest at Grand Forks July 18th. Traffic: W0NPR 60, FVB 58, LHB 50, EXO 41, KTZ 29, HNV 24, HUL 22, CAQ 17, LCL 5, USY 4, PHH 3.

SOUTH DAKOTA — SCM, J. W. Sikorski, W0RRN — Asst. SCMs: Earl Shirley, 0YQR; Martha Shirley, 0ZWL. SEC: GCP. RM: OLB. PAMs: NEO, PRL. GCP is back from a two-month vacation in Oregon and is considering s.s.b. Mitchell ARC is in new quarters and elected KYL, pres.; GCP, vice-pres.; EYB, secy.; GXL, treas.; and GWW, act. mgr. RRN has a new DB23 and BLZ a new Transciter. KVV, Yankton, passed away from a heart attack. PRL printed and distributed a South Dakota 75-meter 'phone directory listing 110 stations. OZZ built a deluxe model cabinet for the complete station of ZWY, and SFARC acquired a Matchbox for the station. GDE is on 2 meters and looking for QSOs. OZZ has a new Ford ranchwagon. LXQ swapped his S40B for an HQ129-X. NAB is working the evening shift for the telephone company and attending science classes at Augustana College. The 75-meter 'Phone Net average was 27 during February; the C.W. Net's 12 sessions averaged 7. Traffic handled totalled 74 and 42, respectively. Traffic: W0OLB 164, GDE 93, PHR 47, SMV 39, SCT 34, KXZ 19, MPQ 8, WN0QKV 4, W0AYD 2, RRN 2.

MINNESOTA — SCM, Charles M. Bove, W0MXC — Asst. SCM: Vincent R. Smythe, 0GGQ. SEC: ZDU. RMs: OMC, DQL. PAMs: JIE, UCY. KLG has been appointed Official Relay Station. MXC traded his SX-25 for an SX-28. HZR and HFU, with the aid of BP, put on a dandy demonstration at the Minneapolis Radio Club with teletype. The demonstration was very interesting. The other BP said he was talking to UVL, at Pierre, and had to go out to get a package of cigarettes. When he returned he had received some traffic on his RTTY. If interested in RTTY, HZR can tell you where to get these units very reasonable. The Minneapolis Radio Club is now holding code classes for beginners. If interested, telephone DQL, TKX, or MXC. LCM is selling his Viking and 75A-1. 7XNX has moved from Seattle and now lives in Minneapolis. The YLs had a ham get-together and dinner at the St. Francis Hotel in St. Paul. Those attending were JMI, KFN, KJZ, Gerry Grantz, and Eunice Nordenfoss, who is IXR's sister. Gerry and Eunice are studying for their licenses. Eunice is going to try to get IXR's license if possible. BLY is building a new home. According to JNC there are about 100 hams employed at Minneapolis Honeywell Heat Regulator Co. WQM and MCY are back in Minneapolis for a stay. OMC, TKX, DQL, and CGK paid a visit to the Minnesota Men's Residence Association Radio Club at the U. of M. This Club is on the air using the call FID. BBV was in the Cities for a visit. Marty is a jet fighter driver in the Army and was formerly KR6Q. These WNs are active on the M.J.N. Net on 3690 kc. at 1800 CST: NJZ, ONY, QQL, QBW, QYO, QDO, QGD, PNE, REW, NGV, GXV, MUI, PBK, MJE, MYJ, MVH, and EGQ. NJV is Acting NCS on Fri. and KJZ is NCS on Sat. nights. Traffic: W0KLG 224, HUX 126, DQL 105, EHO 105, UCY 67, IRJ 63, KJZ 61, CXM 60, AGD 53, LST 47, KFN 46, SWB 45, GTX 44, MXC 28, GGQ 20, LUX 19, BCU 16, BUO 16, FFU 13, IKJ 13, ALW 11, HAH 10, TJA 10, WTP 10, W0YFU 8, W0FID 8, UZZ 8, PBK 7, ABA 4, EMH 4, JNC 4, LIG 4, AFP 3, MVH 3.

DELTA DIVISION

ARKANSAS — SCM, Fred Ward, W5LUX — NCM is the new EC for Union County. There is lots of activity at El Dorado now with a swell club doing a fine job. AY renewed

his appointment as EC for Pulaski County and has just completed a portable rig for emergency use in the Little Rock Area. OXR moved to California and sold his rig to LUX before leaving. MSH has given up the CAN Net and 40GG is manager now. It's still pretty rough getting traffic into Arkansas. RWJ has skeds with 40GG to help move some of the Arkansas stuff. GLB has been appointed EC for Madison County. We would like to have an EC for each county in the State, with additional ECs for the cities. It's about time for you fellows to start looking for someone to elect as SCM as my term will soon be over. Let's try to get a good one this time. Traffic: W5RWJ 62, FMF 31.

MISSISSIPPI — SCM, Dr. A. R. Cortese, W5OTD — SEC: KHB. RAI: WZ. PAM: JHS. Well, gang, not doing this month it seems. We need some new ECs throughout the State, also appointments are open for OBS and ORS. I'm receiving applications for AREC. Come on, let's all get in the act. The Keesler Club is active again and sends in the following report: K5FBB has six new countries toward DXCC and is constructing a rotatable 40-meter beam. The TVI Committee is active and plans are being made for a big Field Day. The Keesler, Pascagoula, and Gulf Coast Clubs will hold a Ham Festival on May 2nd at the West Side Community House at Gulfport, Miss. The Mississippi C.W. Net meets on 3590 kc. every night. The Mississippi Magnolia Emergency Net meets Sun. on 3870 kc. at 1:30 p.m. CST. Traffic: W5JHS 81, RIM 48, KYC 39, TIR 37, OTD 10, MGR 4.

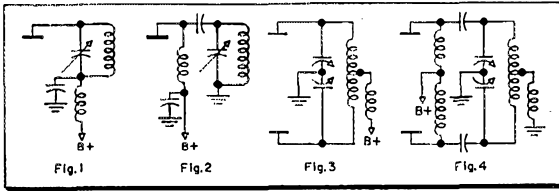
TENNESSEE — SCM, Mark M. Bowelle, W4CXY/WLG — SEC: RRV. PAM: QT. RM: SCF. 'Phone net frequency, 3980 kc. c.w. net frequency, 3635 kc. Traffic for Tennessee can be moved around these frequencies almost any time of the day or night. As we write this, "Operation Snow Sled" has just been finished, said operation being another East Tennessee communications emergency caused by snow and sleet taking out wire lines and power in several areas. As usual, the gang came through in grand style. UWA reports a fine show put on by the hams at TPI during their Engineers Day show. Although poor receiving conditions hampered operation, some ten Cookeville boys put on a nice exhibit and moved some traffic on 'phone and c.w. Both Memphis and Nashville c.d. boys are going strong on 2 meters. Memphis has its RACES plan approved and, we suspect, Nashville will not be far behind. Weakley County is the only other RACES plan approved in the State to date, to the best of our information. (Weakley County operates on 50,353 Mc.) Oak Ridge, Kingsport, and several other clubs are making plans for the Field Day affair and, as usual, Tennessee should be well represented on that day. Traffic: W4PL 1994, YIP 1261, OGG 983, PFP 235, OEZ 172, UWA 97, SCF 95, WQW 75, IIB 30, RHO 24, UIO 22, HII 15, VJ 13, HHQ 12, RET 8, TUO 8, BAQ 4, RRV 3, RMJ 2.

GREAT LAKES DIVISION

KENTUCKY — Acting SCM, Robert E. Fields, W4SBI — MGT's appointment as SEC has expired and he cannot see his way clear at this time to continue. The new appointee is NBY and we're sure he also will do a good job with the help of MGT and all the Kentucky gang. BAZ says the KYN C.W. Net is humming again and gaining new members. We learned by smoke signals that JHU is now c.w. part time. BRY has just received a brand-new sheep skin (CPC 20 w.p.m.) for the shack wall. New OOs are OMW and EPA. ZLK has been building a stand-by receiver and has VFO so he can work break-in. YOK is working for WAS and needs Nevada. He has been DXing, too. New OPS UT says he has an itchy toggle-switch finger and soon will be back on the air gunning for you guys. The KFN is operating again, fellows, but we need some traffic to bring our total up. Let's keep it going throughout the spring and summer. AZQ, a new AREC member and a new ham, has had a workout with emergency traffic. AUZ has a full-wave antenna up on 80 meters and is really setting the woods afire. JFP has returned from a vacation in Nebraska, mobiling both up and back. The mobile gang, QJU/M, OBG/M, PDC/M, JFP/M, and JDE/M, sure have been putting out some potent signals. ODK is in Florida on vacation. Let's have more news and traffic reports. Traffic: W4ZLK 244, BAZ 149, SBL 148, NIZ 40, AZQ 15, BR 6, OZW 5.

MICHIGAN — SCM, Fabian T. McAllister, W8HKT — Asst. SCMs: Robert B. Cooper, 8AQ4; Joseph Beljan, 8SCW. SEC: GJH. New appointments: EC to FPO and IUS; OBS to BRJ. Well, the Convention is over, and from the comments we heard it was a huge success. One of the outstanding additions this year was the presence of the FCC examining crew. FLM and his photo-floods were kept busy recording Convention highlights on film; and we understand that after he and MGQ got the film edited, titled, and applied it will be made available for showings at clubs, etc. After that wonderful lecture and demonstration on single sideband we think you'll hear more of the fellows up there. Our sincere thanks go to the whole Grand Rapids gang for the manner in which they handled the whole show. We learn via the Genesee Club bulletin that 17 State RACES plans have been approved by the FCC and FCDA.

(Continued on page 86)



ANYONE who has been following the recent trends in amateur transmitting design, especially the designs featuring the pi-network output tanks, must have noticed a trend to use parallel instead of series feed

to get the plate voltage onto the plate of the amplifier tube. Rather than take it for granted that everyone knows the difference between parallel and series feed, we have shown the two methods above. Fig. 1 is the series connection in which the tuned circuit and the R.F. choke are connected in series between the tube plate and B+, while in Fig. 2 the choke is in parallel with the tuned circuit.

The parallel connection has certain advantages. These advantages were recognized years ago by the National Co., and the R-175 choke was designed for this application in high-power amateur transmitters as far back as 1940. An article appeared in January, 1941, issue of *QST*, written by T. M. Ferrill, Jr., who worked out the original design. The article brought out these general advantages, and is well worth a reread. It should be obvious, in the series connection for example, that the B+ is all over the tuning capacitor and the coil. This is particularly hazardous if the coil is of the plug-in type and the operator is absent-minded. In this case, it might be well to remember that *your* knowledge of artificial respiration will be of no value to *you* unless you have taken the trouble to teach it to the other members of your family! In addition to the danger from changing coils, there is the danger from contact with the rotor shaft while tuning. This can be overcome with a split stator tuning capacitor (push-pull connection) with the rotor grounded as in Fig. 3. Now watch how the voltage between rotor and stator adds up; DC plus R.F. plus modulation peaks. With 2500 volts supply this adds up to at least 10,000 volts on modulation peaks. On eighty meters this can require a mighty large capacitor physically. Use of parallel feed (Fig. 4) allows use of a tuning capacitor that is theoretically only one quarter as large. In addition, the tuning capacitor and coil are grounded and the danger of self-elimination is gone.

Unfortunately, the stress on the choke is increased many fold as it is now connected directly across the tuned circuit. This necessitates careful design of the choke to eliminate any trap circuits within the choke windings that can absorb large amounts of power and burn up the choke. The R-175 choke was designed originally to do this job on the ham bands in common use at the time; namely, 80, 40, 20, and 10 meters.

Later, when the 15 meter band came into use, further design was necessary, and following suggestion of George Grammer in *QST*, this was done. Again, last year, a very fine transmitter was built and described by Doc Farrar, W1CLS, which added the six meter band to the already long list of useable bands. Doc found it necessary to again redesign the R-175 choke to include six meters. Naturally, the National Company wants to keep its products up-to-date, and useful to as many as possible, so the W1CLS revision has been included in the design of this choke.

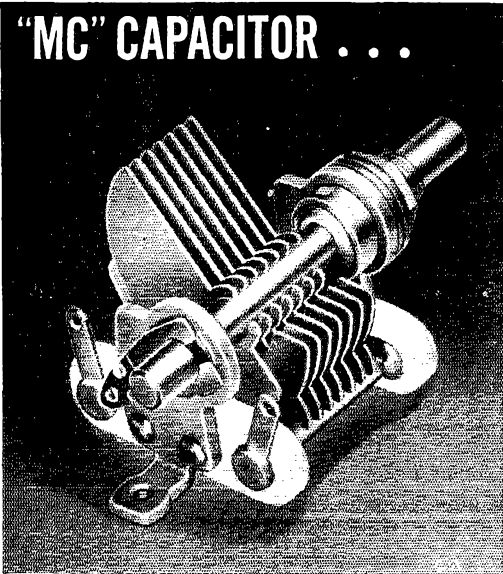
You may note that the new choke, to be called the R-175A, does not look exactly like the redesigned choke W1CLS described in his article in the December, 1953 issue of *QST*. This change in design was made to allow the choke to be more readily manufactured as a production item. The characteristics of the design have not been altered.

This choke is now in production and will be available on the market by the time you read this page.

CAL HADLOCK, W1CTW




"MC" CAPACITOR . . .



Offers Wide Choice of Characteristics!

The "MC" is a versatile single-section tuning capacitor designed to give a choice of mountings, connections and capacity characteristics. The threaded brass front-bearing and tapped aluminum end-brackets permit panel or base mounting. A rotor stop permits 180° clockwise rotation for increasing capacity. For optimum performance all Hammarlund "MC" capacitors have silver-plated beryllium copper wiping contact, silicone-treated steatite insulation, soldered nickel-plated brass rotors and stators. The rotor shaft is supported on bearings at both front and rear of capacitor. "MC's" are available with capacities ranging from 5.5 mmf. to 320 mmf.



The Hammarlund Capacitor Catalog lists the complete line of standard capacitors sold by responsible dealers from coast to coast. For your free copy, write to The Hammarlund Manufacturing Co., Inc., 460 West 34th Street, New York 1, New York. Ask for Bulletin 61.

HAMMARLUND

with 54 "other" plans also approved. Our own State plan has been returned for a few minor changes and Gary hopes to have it back soon with the "approved" stamp on it. The Berrien County AREC Net runs regular drills on Sun. afternoon on 160 meters. The latest stunt was taking a 160-meter rig up in a private plane, with GTM at the mike. UKV likes the new time schedule for the QMN nets, but is in need of a few more volunteers to act as NCS. ILP says he has yet to win a prize at a convention. How about one of those car-top antennas that went begging a couple of years ago. Lamp? WVL finally got the urge to try 'phone and he has had lots of fun on skeds with his in-laws on 40-meter 'phone. Now that's a new angle! TBP has been busy maintaining the two-way radio equipment for the township fire departments. NUL reports a good attendance on the THN Net. It is Michigan's newest c.w. net, operating on 3702 kc. at 1200 daily. They had 20 sessions during February, with 83 messages handled. It is a splendid net for the Novice; you can take your time and really learn message-handling procedure. Traffic: (Feb.) W8RJC 614, ELW 295, NUL 238, LLP 187, SCW 138, RTN 128, QIX 92, ZLK 88, IKX 87, NEK 86, SJF 85, PHA 81, WVV 73, IV 53, WXO 39, JYJ 36, TQP 28, SWG 27, HKT 26, FSZ 17, AQA 16, AUD 10, OQH 10, GTM 9, FX 8, JKK 8, EGI 6, DSE 4, HSG 2. (Jan.) W8JYJ 46, TBP 9, YMO 8, FFG 4.


OHIO — SCM, John E. Siringar, W8AJW — Asst. SCMs: C. D. Hall, 8PUN, and J. C. Erickson, 8DAE. SEC: UPB. RMs: DAE, PAJ, PAM; PUN. Newly-appointed ECs are EDG and UGE. FYO, the section's most active traffic man, again made BPL. MGC has taken down his beams preparatory to moving. GDQ has worked 10 countries on 160 meters. OSD, teen-age YL, has built a c.w. rig for 40-80 meters. It's nice having ARO back among the active traffic men. YCP is ready to go with his new kw. YGR has upped his YL total to 43 states. OEI made General Class. JAR, OUK, and LWL are scheduled to have their rigs on exhibition at Miami U. on Mar. 20th. RN contends we've had too much snow. GDB is director of TCPN for the 8th call area, while AMH is the alternate. WE's XYL has taken over the family rig to the extent of 30 states. Wonder if Bart will ever get back on the air? ILC has been sworn into the Dayton Civil Defense Corps. The Northeast Club of Cleveland reports officers as LCC, pres.; JFD, vice-pres.; NGW, treas., and an SWL, secy. The Toledo gang has been holding some novel exercises, the latest being a "progressive hunt." An admiring SWL sent valentines to all members of the Barnyard Net. We regret to report the passing of SIM, of Alliance. The Cleveland Novice Round-up proved quite successful. Novice winners were NZC, NLX, and NPJ. In the fully-licensed group the winners were AJW, JFD, and AEU. *Ether Waves*, of the OVARA, lists 25 members who have worked more than 50 countries. The West Park Freeloaders met at JNF's QTH on Mar. 8th to lay the groundwork for Field Day. *The Fort Hamilton Bulletin* states that HXB and UFF and their respective XYLs were among the Jitterbugs at the Cincy Dinner Dance; the local XYLs are baking pies for after-meeting snacks; and PMU received his General Class license. The *Dayton RF Carrier*, of course, is concerned mostly with the approaching Hamvention which is shaping up as another huge success. Other Dayton notes are that FFM has purchased a Viking II, SVI is ready to put out pictures on 435 Mc., and the DARA is planning a v.h.f. contest in April or May. We are sorry to hear of the death of INV of Dayton. The *Toledo Shack Gossip* tells us DN and HHT are experimenting with linear amplifiers, BN and DN are presently vacationing in Florida. HUX is struggling for her WAOC certificate, KIX is doing a rebuilding job, and VSB has started up his code and theory classes again. Springfield's Q-5 mentions that BMC was host at the February Executive Meeting. How about referring to your members by call letters in Q-5? The Columbus *Carascope* states that HUE has made WAS, JDK is vacationing in Florida. GZ has become active on 40-meter 'phone. LVE is taking over the 10-meter net, and GKQ is running 800 watts on 75 meters. *Ham Flasher*, which covers Eastern Ohio, reports the death of IJQ, a World War II veteran; BYW has completed the building of his new home; the February meeting of the MVARA was held at 100's home; RIO is slowly recovering from a serious auto accident; CAZ has been working n.f.m. and a newly-licensed amateur in Niles is PVO, a 15-year-old YL. Traffic: (Feb.) W8FYO 700, UPB 396, DAE 192, IFX 140, YCP 135, AMH 130, RO 118, ARO 111, AL 83, GDB 66, SRF 59, YGR 53, RLR 46, GZ 44, HZJ 39, KYG 30, NYY 27, IJH 23, AJW 22, F8M 20, DG 19, DL 18, HUX 18, HXB 18, TLW 16, HNF 15, ILC 15, GDQ 13, LZE 13, EQN 12, RZ 12, CBA 11, ET 11, LMB 11, CTO 10, HPP 10, KIH 10, QIE 10, IZQ 9, SPU 7, UZJ 7, BLS 6, JAR 6, RN 6, HFR 5, IAY 5, AQ 4, MGC 4, THJ 4, BEW 3, BMS 3, WYL 3, NQO 2, OCR 2. (Jan.) W8SRF 63, BN 22.

HUDSON DIVISION

EASTERN NEW YORK — SCM, Stephen J. Neason, W2ILI — SEC: RTE. RMs: TYC, KBT. PAMs: GDD, JQI, LG. ICEP, with the ARRL TWI mobile unit, was the guest of the AARA and gave an excellent demonstration.

(Continued on page 88)

THE HQ-140-X...



"A Ham's Dream"

—says W4VPU

After trying out his new Hammarlund HQ-140-X receiver, Harry H. Harris, Jr., of Charlottesville, Va., W4VPU commented, "This is truly a Ham's dream."

Creating 'dream' equipment for hams is the Hammarlund goal. How well this goal has been achieved is proven by the enthusiastic comments received from satisfied Hams. They appreciate the little extras in design, circuitry and construction built into every Hammarlund product.

For example, the HQ-140-X—the amateur receiver built to professional standards—is rated VFB by Hams everywhere because of its—

FREQUENCY STABILITY — less than .01% frequency drift after warmup anywhere from 540 Kc. to 31 Mc.

EXTREME SELECTIVITY — sharp signal separation even in the most crowded bands.

LOW NOISE LEVEL — a noise limiter that really works.

RUGGED CONSTRUCTION — built for easy use for many years.

The HQ-140-X is available either as a cabinet model or for rack mounting. For complete details, write to The Hammarlund Manufacturing Co., Inc., 460 West 34th Street, New York 1, New York. Ask for Bulletin 611.



HAMMARLUND

SINCE 1910

ASK THE HAM WHO OWNS ONE

NO QRM INTENDED



On any Band

"SIGNAL REPORTS EQUAL TO RIGS WITH TWICE THE INPUT"

BUILT-IN EFFICIENCY DOES IT!

Harvey-WELLS
BANDMASTER
WITH STABLE VFO

NOT A KIT — FULLY WIRED & TESTED
BANDMASTER — SENIOR MODEL \$111.50
BANDMASTER — DELUXE MODEL \$137.50
BANDMASTER VFO \$47.50

SEND FOR CATALOG

Harvey-WELLS ELECTRONICS, INC.
SOUTHBRIDGE, MASSACHUSETTS
EXPORT DEPT. — 13 East 40th Street, New York
CANADIAN DISTRIBUTOR: Canadian Marconi Co.
861 Bay St., Toronto, Ontario



The new editor of *SARA News* is EFU. Don't forget to support Bill No. 896 which, if it passes, will allow us to sport ham calls on our license plates. K2AE and son IR are members of the OOTC. IBM club station, K2CXP, has moved to its lush operating room at the Country Club. LBD has a new rig using a 6146 (from *Handbook*) on 7 and 3.5 Mc.; also 40 watts on 144 Mc. The SLRC now has 10 members and will limit its membership to 25 for this year. The Club has completed its plans for Field Day. YVP made WAC. WVS is very active on all bands including 144 Mc. Through the motivation of SGV and funds from the various service organizations, an amateur station has been installed in the V.A. Hospital at Albany under the call K2CWX. The station operates on all bands and is kept alive by members of the AARA. New on 144 Mc. are KIT, ZTZ, YVP, K2EOM, and KNs GNO and DRV. ZBS, who has an interest in 10-meter ground wave, has organized a net on 29,490 kc. It operates every evening at 11 P.M. Vertical antennas with ground planes are used. Carl is interested in hearing from the Metropolitan New York and the Connecticut Areas. New in Yonkers are KNs GZB and GZC, ages 13 and 12. K2BEK is on 3.5 Mc. HZZ just completed a VFO as the first step in his plans for building a rig for operation on 80-, 40-, and 20-meter c.w. The time schedule on NYSS has been changed from 2000 to 1900 hours. Our sympathy to I.R.L. on the recent loss of his mother. . . she encouraged his entry into amateur ranks, supported his radio schooling, rewarded his progress with equipment, and with her help he advanced through Sea Going Experience to enter electronics work. Traffic: (Feb.) W2EOM 114, K2EOQ 79, W2ILI 32, LRW 30, GDD 28, K2BJS 22, W2EFU 20, CFU 11, APH 9, TYC 7, WSS 3. (Jan.) W2EOM 41.

NEW YORK CITY AND LONG ISLAND — SCM, Carleton L. Coleman, W2YBT — Asst. SCM: Harry Daniels, 2TUK. SEC: ZAI, PAM; JZX, RM; VNJ. The new officers of the Federation of Long Island Radio Clubs are DKH, pres.; KQC, vice-pres.; DVK, treas.; JZX, secy.; ARW, hanfest chairman, SQY, club adm. Members of the N. Y. C.-L. I. 'Phone Net operating on 75 meters have been requested to call in on the NYS 'Phone Net on 3925 kc. at 6 P.M. in place of the local operations because of the poor conditions on this band which are expected to continue for some time. NYSS also is having trouble on 80 meters. This Net now operates at 1900 EST except Thurs. Saturday time is 1630, 3595 kc. TUK and HAP are back from W4-Land. ZM, QCWA secretary, has moved to Locust Valley and reports the Quarter Century Net meets Sun. at 1100 on 3810 kc. The following new appointments were granted during the month: QRS — K2CQP, QPS — VNJ. QBS — NIL, OO — KGN. Amateur call letter license plates are again before the State Assembly. Call, write, or wire your Senator and Assemblyman stating that you favor Assembly Bill No. 896, and ask your friends and neighbors to do the same. K2CUI has been doing some DX and reports F7CX on 20-meter 'phone daily from 0800 to 1500 EST looking for W2a. Operators are W1VFS, ZFE, and W9QEP. IVS is looking for DX on 3.5 Mc. JXM has a new half-gallon rig completed and is trying to drive out the Indians. OBU has a new p.p. 811 modulator. The Radio Club of Brooklyn Net meets every Mon. at 11 P.M. on 14,290 kc. All Brooklyn hams are invited. KJG is building a 10A s.s.b. exciter and starting a kw. rig. OMG has moved to Jackson Heights. OME is up bright and shining at 6 A.M. with the Early Bird Net on 3845 kc. working W6, KZ5, CO, and VP9. GP is trying 'phone after 33 years on c.w. New members of the New York Radio Club are K2EDU, W2FDR, K2GFB, W2GLJ, NKG, RWC, and YCH. ZPG now is working at Sperrys. AEE worked KH8 on 75-meter 'phone. VNJ reports NLI is holding up well and traffic was up because of the Tampa Fair. KVF and his XYL, KEB, are handling their share of traffic these days. K2CQP, busy with school, managed a good total also. LPJ, the old stand-by, is in with a busy month. JOA resigned as manager of TAN because of school work and W1UTH has taken over the job. New members of the Huntington Radio Club are KN2s GDU, GDW, and GTH. LHH has a new NC-183D. BIZ is troubled with TVI. HAE has a 32RA. IRY is the new communications director for Williston Park. There has been considerable comment on the FCC proposal for a license fee. Many seem to feel it not too high at \$3. However, it has been the view of some, including several of the larger clubs, that in addition to being a hobby the amateur takes part in c.d. work which is of value to his community, and is paid for by the amateur. ZAI reports an increase in the AREC membership, with a total of 712 members in the section. The New York C.D. Net meets on 3970 kc. at 0900 Sun. Area 2 stations (Nassau and Suffolk Counties) call in on 147 Mc. at 0850. QOW returned to 75 and 2 meters after a prolonged period of inactivity. SMQ, JDN, and WVU are active on 75 meters. Traffic: (Feb.) W2JQA 717, LPJ 668, KVF 601, K2CQP 561, W2KEB 530, VNJ 501, BO 500, AEE 453, JZX 129, EC 124, GP 105, MUM 79, ZM 56, OME 45, IN 33, OMG 30, KJG 26, PF 14, YBT 11, KGN 10, OBU 8, OGX 6, JXM 5, IVS 4, K2CUI 1. (Jan.) W2JXM 10, OGX 6.


NORTHERN NEW JERSEY — SCM, Lloyd H. Manamon, W2VQR — SEC: NKD, PAM; CCS, RM; NKD, CGG, WCL. CVF, Civil Defense Area 1 Radio Officer, held

(Continued on page 90)

FOR PHONE TAKE YOUR PICK FROM THE EIMAC BIG SIX



EIMAC BIG SIX Radial-Beam Power Tubes TYPICAL OPERATION				
Tube Type	FM PHONE		AM PHONE	
	Driving Power	Power Input	Driving Power	Power Input
4-65A	1.7w	345w	1.9w	270w
4-125A	2.5w	500w	3.3w	380w
4-250A	2.6w	1000w	3.2w	675w
4-400A	6.1w	1000w	3.5w	1000w
4X150A	1.0w	200w	2.0w	200w
4E27A	1.6w	500w	2.0w	380w




For AM or FM phone, any of the versatile Eimac Big Six radial-beam power tubes give all the features famous in Eimac multi-grid tubes: 1) High power gain 2) Low driving power 3) Low grid-plate capacitances and low inductance leads 4) Simple circuit needs 5) Easy TVI suppression and 6) Incomparable reliability and performance. Eimac Big Six tubes incorporate the experience and techniques developed through 20 years of Eimac transmitting tube leadership. To be sure of Eimac quality ask your distributor for Eimac—the mark of excellence in electron-power tubes.

EITEL-McCULLOUGH, INC.
SAN BRUNO, CALIFORNIA

10 Watts or 1000... THE PRECISION Series 40 (Volt-Ohm-Milliammeter)

WILL HELP KEEP YOU
ON THE AIR!



Compact and
Self-Contained
to
**6000 V.
600 MA.
5 MEGS.
+70 db.**

Complete with
batteries and
test leads.....

\$26.95

LC-2: Custom
leather carrying
case\$5.75

Whether your rig is battery powered or runs on 3 phase 220 . . . home-made, factory-wired, or Uncle Sam's best . . . The PRECISION Series 40 will help keep your gear in tip-top operating condition.

Compact size, rugged construction and full size meter make the Series 40 easy to carry, easy to use, easy to read. It does a million and one accurate measuring jobs that will save you time, work and money.

SPECIFICATIONS

- ★ 6 A.C.-D.C. and Output Voltage Ranges: all at 1000 ohms per volt.
0-3-12-60-300-1200-6000 volts.
- ★ 4 D.C. Current Ranges: 0-.6-6-60-600 MA.
- ★ 3 Resistance Ranges: self-contained batteries.
0-5000-500,000 ohms and 0-5 megohms.
- ★ 6 Decibel Ranges from -22 to +70 db.
- ★ 1% Wirewound and Film Type Resistors.
- ★ Recessed 6000 volt safety jack.
- ★ Anodized, etched aluminum panel;
- ★ Large-numeralled, Easy-Reading Meter.
400 microamperes $\pm 2\%$ accuracy.

Sold by leading Radio Parts and Ham Equipment Distributors.

Write for latest PRECISION Test Equipment Catalog.
Fully describes Series 40
and other high quality electronic test instruments.

PRECISION APPARATUS COMPANY, INC.

92-27 HORACE HARDING BLVD., ELMHURST 13, N. Y.

Export Division: 458 Broadway, New York 13, U.S.A. • Cables — Marhanex
In Canada: Atlas Radio Corp., Ltd., 560 King Street, W. Toronto 28

an Area meeting of all RACES key personnel on Feb. 12th. Copies of the State RACES plan were distributed to all who attended. ZPD and K2AMN have organized a c.w. training net for the Bloomfield Communications Group. K2BWP is on 144 Mc. with a new rig. DXD, back home after a trip to England, has added a new rig to the shack on the 144-Mc. RTTY channel. The Wind Blowers V.I.L.F. Society held a dinner Feb. 24th at which time their ARRL affiliation papers were shown for the first time and signed by all members. ISK was voted in as a new member. K2BAY needs a crystal so that he can get in on the NJN. Can anyone help? JKII and KXD would like to alert the pre-war Nickle Plated Net to reassemble on 160 meters Sun. at 1100 for a reunion. N1Y has received Argentina's Antarctic certificate. HXU says the 14-Mc. QRM is driving him to stamp-collecting. KN2CYU (XYL of W2ZYMI) is going up for her Technician Class soon. KN2CZX passed the Technician Class exam. KN2DPO and KN2CTL have dropped the "N". K2DOX has a new rig with 813 final. K2CZY had his first taste of 14-Mc. DX by working PJ2CF. KN2GTD is a new ham in Bogota. KN2GRU is a new ham in West Englewood. KN2GBP is all set for his General Class license with a new rig ready to go. The RVRC has moved its meeting place to Rutgers University for all future attractions. Director Cooke spoke to the Club on ARRL affairs at its last meeting. COG has been elected as club printer for RVRC news letter. BAI completed 20 years in the Naval Reserve and holds the rank of Lt. Comdr. He was presented the Bronze Star before the entire reserve unit. IJU bought a new Viking II before going to New Orleans for the Mardi Gras. IJJ visited ex-VAV in St. Louis prior to joining the Navy. The RVRC gang had a very enjoyable visit at WIAW. QW held an auction sale Mar. 2nd. The Avenel RC elected K2DSW, pres.; K2AFQ, vice-pres.; and K2CCL, secy-treas. FSL is in charge of the Club's code-practice sessions. Club members recently gave a demonstration of amateur radio to the local Boy Scout Troop in Avenel. YLS is back on 144 Mc. after a long absence. The GSARA had Director Cooke as guest speaker at its last meeting. OUS has a nice turnout on the 144-Mc. Emergency Net each Mon. at 2130 hours. K2ARU and K2ARQ keep the 144-Mc. band hopping at all times. The Ocean Amateur Radio Assn. held its seventh annual dinner dance Mar. 27th. K2DHE is back at his home QTH after piloting his aeroplane on an extended trip throughout the U. S. K2EBL is pouring out 500 watts on 144 Mc. NIE is getting ready to hit the high seas in his cruiser. 144 Mc. will be his mobile marine band this year. BTG is looking forward to Field Day. EGM is busy erecting a new tower and beam for 144 Mc. Traffic: W2CGG 477, JCO 162, EAS 162, K2BWP 130, W2FMP 46, K2DSW 38, W2DXD 34, K2BAY 9, W2HIA 7, CJX 2, N1Y 2.

MIDWEST DIVISION

IOWA — SCM, William G. Davis, W0PP — The Des Moines Club is sponsoring the ARRL Midwest Division Convention for 1954. The North Iowa Radio Transmitting Assn. is being reorganized and is drawing up a constitution and by-laws. It seemed good to get a copy of their *Splatter* again. We recently were informed of the passing of UOT. New stations on TLCN are CQL, of Spencer, with 750 watts and GXH, of Sioux City. PP is all tied up with WHO's TV installation. SEF has a new 50-watt rig. GJT has a "fire-sale" 32V-1 that sounds very nice. The Iowa-Illinois Amateur Club visited the National Guard Armory to inspect the new radio equipment. BBZ is working hard at being a sailor. SCA sent in the second largest traffic total of his ham career and BDR tops it. NGS informs me that he is in a wheelchair with muscular dystrophy; one more ham who gets real pleasure out of ham radio. LCX is back on the air looking for KH skeds. EHH earned a swell write-up in the paper for his work with a community group of boys 9 to 15 years old, who have formed their club and earned their ticket and club station, QVN. YTA says 2 meters is warming up. BSQ is rebuilding. PJF is on 80-meter c.w. NWX will make a trip to Clipperton Island where he will operate FOBAJ. Traffic: W0BDR 2179, SCA 1764, CZ 176, OZO 106, QVA 68, GXH 66, GSH 48, BLH 37, NGS 35, YTA 32, SEF 27, QVN 20.

KANSAS — SCM, Earl N. Johnston, W0ICV — SEC: PAH, RM: KXL, PAM: FNS. Hats off to the NCS and alternates. In the QKS Net we have BILL, ROY, FEO, EOT, and N1Y. In the Kansas 75-meter 'Phone Net we have AAJ, JDX, VTT, LIX, and FNS. New officers of the Se-Kan Radio Club are ONF, pres.; HNG, vice-pres.; FNS, secy-treas.; MIJ, act. mgr. Picnic dates so far are Christy's picnic at Osage City May 23rd, the CKRC picnic at Salina June 6th, Kansas-Nebraska Radio Club picnic tentatively set for Aug. 15th at Clay Center and the Tri-Cities Hamfest Sept. 5th at Scott City. On Feb. 12th at 6:12 A.M. the Kansas 75-meter 'Phone Net went into emergency work in the western part of the State, with REP and TSH of Great Bend acting as NCS with the assistance of FNS, HS, CIK, VTT, and CSV. CSV did some good work operating on emergency power. Stations known to have participated were HS, CSV, BET, TNA, FEO, MI, ALD, WMQ, YOS, NAS, MJD/M, MAS/M, JDU, QJC, NLV, NHT, QNJ, TSH, REP, MAE, GPZ.

(Continued on page 92)


JOHNSON *Amateur Inductors*

LOW HEAT TRANSFER • LOW LOSS • HIGH EFFICIENCY

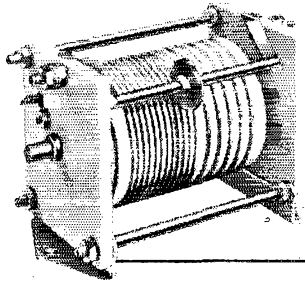
HIGH POWER VARIABLE INDUCTORS

High quality, heavy duty mycalex inductors designed for amateur and commercial use. Easily handle over a KW of modulated RF energy up to 30 mc. Windings of $\frac{1}{4}$ " x $\frac{1}{8}$ " edgewise copper. Positive spring loaded beryllium copper contact moves on slide bar as coil rotates. Winding, contact and slide bar all silver plated. Variable pitch windings provide wide frequency band coverage and increased efficiency at high frequency ranges. Height 6 $\frac{1}{2}$ ", width 4".

Cat. No.	Inductance	Mounting Centers	No. Turns	Net Price
226-1	22.5 uh	13 $\frac{1}{2}$ "	27 $\frac{1}{2}$	\$57.00
226-3	13.5 uh	11 $\frac{1}{2}$ "	19 $\frac{1}{2}$	53.50



JOHNSON inductors for amateurs bring you the "know-how" of years of experience in designing and producing highest quality inductors, matching networks and phasing units for Broadcast and Commercial Services.



ROTARY INDUCTOR

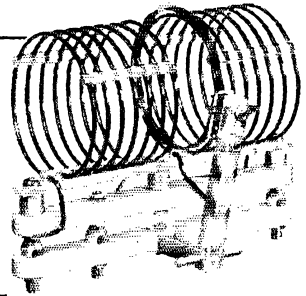
Same efficient inductor used in final tank of the VIKING II. May be used in any low and medium power transmitter to provide continuous tuning throughout the range 3.5 to 30.0 mc. without changing coils. Variable pitch winding of No. 14 tinned copper wire. Maximum inductance 10 microhenries. Form and end plates Steatite. Positive rolling contact assured by beryllium copper tension springs. Overall size: 2 $\frac{1}{2}$ " wide x 4 $\frac{1}{2}$ " long x 3" wide. Supplied with typical tuning curves and Pi-network design data.

Cat. No. 229-201 Net Price \$8.85

SWINGING LINK INDUCTORS

Famous Johnson 150, 500 and 1000 watt swinging link inductors made in two styles for each band: HCS Series for matching high voltage, low current tubes and LCS Series for low voltage, high current tubes. Eliminates need for trimming, turns off coils to effect proper Q. In addition, Johnson coils have larger conductors, giving you higher efficiency, greater safety, and less heating. HCS and LCS inductors available for the 160, 80, 40, 20, 15, 10-11, and 6 meter bands.

Johnson Link assemblies are also furnished for flexible design. Plug-in Links with either 2 turns, 5 turns, or 12 turns are available so you can match any line on any band for maximum power transfer. Swinging Link Arm Assembly has solid phenolic bar and heavy nickel plated hardware; $\frac{1}{4}$ " shaft permits panel control.



WRITE FOR INDUCTOR LITERATURE



E. F. JOHNSON COMPANY


CAPACITORS • INDUCTORS • SOCKETS • INSULATORS • PLUGS • JACKS • KNOBS • DIALS AND PILOT LIGHTS

2817 SECOND AVENUE SOUTHWEST • WASECA, MINNESOTA



Question:

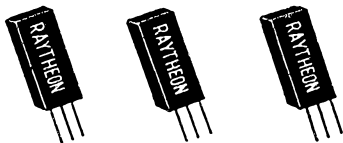
Can I afford to make a transistorized CW FILTER?



Answer:

Sure! Use a RAYTHEON CK722 JUNCTION TRANSISTOR. It's a low priced, high quality Transistor, and Raytheon will send you a *Free Circuit*.

Just write Dept. Q.



Excellence in Electronics

RAYTHEON MFG. CO.

Receiving Tube Division
Newton 38, Massachusetts

RELIABLE SUBMINIATURE AND MINIATURE TUBES
GERMANIUM DIODES AND TRANSISTORS
NUCLEONIC TUBES

RECEIVING AND PICTURE TUBES • MICROWAVE TUBES

NJS. NLV, DSM, AER, FSE, SIG, FPY, YLO, FHU, and FHC. MOX/8, at Lawrence, a new OES appointee, has a TV transmitter under construction. MUY, of Salina, has gone to s.s.b. LXA has moved to a new location in a trailer with his 800 watts of 813s. MBH sold his BC-610 to UCS and is using a 66-ft. vertical on it. NIY makes BPL again and February was another record-breaking traffic month. Traffic: W0NYI 346, BLI 302, FEO 206, EOT 111, ABJ 54, YFE 50, FDJ 41, SIG 37, KSY 29, PSL 27, QQQ 24, WGM 20, CSV 18, ICV 18, MXG 18, QGG 18, GCH 17, FNS 16, KFS 16, MAE 16, NFX 16, VBQ 16, RBO 15, BET 14, DEL 12, FSE 12, LOW 8, TNA 8, ZKO 7, EIM 5, LIX 3, PLS 2.

MISSOURI — SCM, Clarence I. Arundale, W0GBJ — SEC: VRF, PAM: BVL, RMs: OUD, QXO. The Missouri Emergency Phone Net will hold its annual picnic on June 6th at Swope Park, Shelter House 8, Kansas City, Mo. It will be basket-lunch style with prizes and free refreshments. The Suburban Radio Club has elected the following officers: DOA, pres.; NMM, vice-pres.; PMU, treas.; and AKS, secy. The current club project is the completion of the 3-kw. trailer mounted power supply. EAQ has returned from Japan. CGJ is conducting code classes at the Boys' Club in Springfield. The Egyptian Radio Club raised over two hundred dollars for the Braille Technical Press at a recent club auction. FIR has a new daughter. HUQ is EC for Rolla with BZM acting as assistant. CPI and GAR earned BPL certificates. NXA has a three-element beam in operation and is working good DX with it. ARH was active in the DX Contest. QMF reports increased activity on 2 meters. CPI, GAR, and QXO report operating conditions are very difficult much of the time. LQC has issued three Code Proficiency certificates to members of his code class. QWB has entered the dry-cleaning business. WNSOZ is on the air now. PME is back on the air. All stations interested in traffic are invited to participate in our traffic nets and report to the SCM. Traffic: (Feb.) W0CPI 710, GAR 508, QXO 451, GBJ 181, ZLN 76, CKQ 72, EBE 55, KA 48, KIK 37, HUI 27, OUD 24, BUL 20, NXA 10, QMF 10, TSZ 9, QWB 8, WAP 8, GXZ 7, LQC 7, CXE 4, WIS 4, ETW 2, ARH 1, FUM 1, JHY 1. (Jan.) W0QWB 10, ETW 6.

NEBRASKA — SCM, Floyd B. Campbell, W0CBH — Asst. SCM/NCS: Tom Boydston, 0VYX. SEC: JDJ. NCS: RDN. IXL has new VFO with hot and cold running water, fur-lined tube sockets and differential keying. The Ak-Sar-Ben 2-meter gang is in a new set-up which will be the thing for c.d. AIN's working hours and net activities don't agree. TQD has Elmac receiver, TBS-50. DX competition is too rough for TQD. There are 20 stations on the regular roll of the c.w. net with a traffic total of 251. QNI 395, in 28 sessions. KDW is an excellent reporter for Nebraska activities in *Clir*. EWO now is on 2 meters with no QRM or contacts. The North Platte Club now has the 3048 plus or minus crystals. ERM has been elected as Official Bulletin Station for the NPARC, transmitting weekly news on 3995 kc. on Mon. at 6:30 P.M. Among some of the new calls around the band there are: QKR, at Gering, and REL, at Minatair. KDW is a new member of the Traffickers Club. LRK has a new transformer in the HT-9. KXD has a new Viking VFO for Viking mobile transmitter. Anyone interested in ARRL appointments such as OO, OBS, ORS, and EC, or in AREC membership, please contact your SCM. Traffic: W0TQD 3336, K0AIR 1942, W0RDN 385, FQB 104, ZJF 59, IBA 34, KDW 32, CBH 30, K0WBF 26, W0EUT 20, HTA 20, VYX 17, NAA 16, EGO 15, MAO 15, WR 14, LRK 12, AEM 11, RAM 8, NGZ 5, UPY 5, ZNI 5, ASI 4, DDP 4, HQN 4, KXD 4, LGT 4, FJU 2, HQQ 2, HXH 2, OFL 2, QOU 2, THF 2, GTW 1.

NEW ENGLAND DIVISION

CONNECTICUT — SCM, Roger C. Amundsen, W1HYF — UNG is going great guns aiming for BPL. WVV, of Darien, sends an FB first report and is trying for WAS. RRE, Acting PAM, reports CPN leaders are MIT, LWW, FMU, and RMZ. BVB is the only OO sending reports. The Willimantic gang is organizing a club. Best of luck to EFW, your new SCM, and hope the gang will support Milt. He and KYQ had charge of the second annual CPN and CN dinner held at the Waverly Inn in Cheshire on Mar. 26th. ZTQ is a new Novice in Southington, where hams have organized for c.d. NFG moved to Highland Ave. TD renewed OBS appointment. KYQ, EFW, and RRE, on CN, and EFW, BVB, and RFJ, on a.s.m. CN, are leaders for the month. RRE renewed OBS appointment. An FB bulletin was received from OAK for the Vt. gang. Feb. 10th was the night that Stratford issued RACES authorizations. NLM wants to sell his HT-9. LIG has a new super-six. The mobile season is just around the corner and yours truly is going to give 80-meter c.w. another mobile try. Traffic: (Feb.) W1UNG 235, EFW 229, SJO 187, AW 150, CUEH 112, KYQ 85, LIG 75, YBH 73, RRE 72, BVB 70, QJM 66, HYF 42, NYM 34, VOV 33, BDI 28, FTM 22, NEK 18, RFJ 18, WNH 17, KV 14, LWV 13, OPZ 3, RAN 2, WPR 1. (Jan.) W1SJO 191, WNH 12.

MAINE — SCM, Bernard Seamon, W1AFT — The Sea Gull and Pine Tree Nets are off until the ending of

(Continued on page 24)

MALLORY HAM BULLETIN

Power for Civil Defense Communications —from MALLORY Vibrapacks®

Amateurs active in the Civil Defense program report consistently that a Mallory Vibrapack (vibrator operated power supply) is the best all around source of high D-C voltage for portable-mobile transmitters and receivers. Anyone planning Civil Defense radio apparatus can save time and money by considering these Vibrapack features:

Versatility. Vibrapacks, unlike other power supplies, can operate as "double duty" units, supplying both receiver and transmitter without special precautions. Because they are quiet electrically and mechanically, they can be mounted right next to sensitive equipment without fear of interaction. Light and compact, they fulfill every need of transportable equipment.

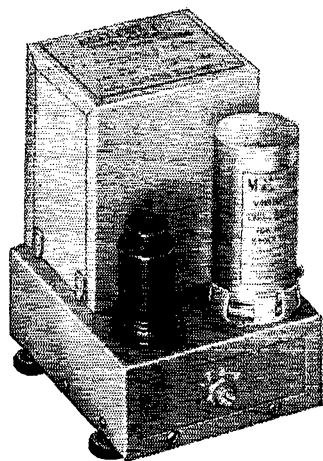
Dependable Power. They permit operation from a wet-cell storage battery—the most reliable and most widely available source of power for a really practical emergency equipment layout. They can be supplied to work with 6-volt automobile batteries, or with the 12, 24 or 32-volt batteries used in trucks, airplanes, boats and farm lighting systems.

Easy Service. Vibrapacks need no special tools or parts. They are built entirely of standard electronic components familiar to all amateurs.

Low Drain. Because Vibrapacks operate at higher efficiency than other types of power supplies, there is less battery drain—making possible the continuous operation so often vital during emergency communication.

Variety of Models. Seven different models of Mallory Vibrapacks are available to supply 125 to 400 volts at 15 to 60 watts. Thus, the power requirements of the transmitter or receiver can be matched exactly. The power supply operates at high efficiency, without power-wasting voltage dividers or dropping resistors.

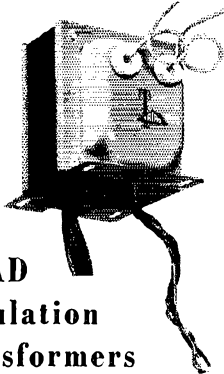
Plan your power supply now—it's an important step in establishing a reliable and really workable emergency communication system. See your Mallory distributor for any further data you may need. Or write to us. If we can help smooth out a rough spot in vibrator power supply design, we're at your service!



P. R. MALLORY & CO., Inc.
P. O. Box 1558
INDIANAPOLIS 6 INDIANA

P. R. MALLORY & CO. Inc.
MALLORY

M Multi-Match designed-




TRIAD Modulation Transformers

Permit matching all popular types of modulators to RF load. Circuit tested for top performance. Smartly finished in Triad's famous baked gray enamel. See these and more than

50 New Items in Triad's New 1954 Catalog

See your distributor or write us direct for your copy of Catalog TR-54. It completely describes the finest line of transformers made.



4055 Redwood Ave. • Venice, Calif.



Daylight Saving Time in the fall. The Maine C. D. Net will drill each Sun. until further notice on 3993 kc. at 10 A.M. EDT. SEC Don Beau, BYK, will be Net Control. All county c.d. stations and alternates should check in. At the last meeting of the PAWA before we went to press, there were 35 present, including 21 Novices. Good going, Portland. The Oxford County Club had to cancel its meetings because of impassable roads and is holding the weekly meeting via 10-meter ground wave. The Gardiner c.d. gang is all set with a complete v.h.f. set-up. AWR has gotten his old (1916) call of FD back, courtesy of the FCC. The Androscoggin Amateur Radio Club will hold another hamfest on June 20th in Auburn. This will be the only major hamfest in the State this year as Portland has taken no action so far. Order your tickets early. There will be prizes, contests, interesting speakers, and a fine banquet. Get your tickets early from any of the Lewiston-Auburn gang. HUL advises that HXQ is learning to play poker. What! Just shows what playing chess will lead to. Please help your SCM this summer by sending in all the dope you can about you and your club's activities. Traffic: W1QHT 72, LKP 71, BEU 34, VYA 22, KAS 20, UZR 18, UDD 16, JIS 13, LYR 11, WAU 8, WRZ 3, AFT 6, EFR 6, WTG 3, FD 2.

EASTERN MASSACHUSETTS—SCM, Frank I. Baker, Jr., W1ALP—New ECs: AGX Peabody, CMM Georgetown, OGG Saugus, VRK Swampscott. Appointments endorsed: ECs—DDC Ayer, AR Belmont, JJJ for National Guard Emer. Comm. Plan; OFS—TSB, SC'S, IIM, MD, HIL, AR; OOs—RRP; ORS—AGX, JJJ; OBS—CTR. SPL is new OBS. ALP spoke at the Bedford Radio Club and the North Shore Radio Assn. for c.d. at Lynn. WN1ZHW, Newton, has a Lettine 240 and an SW-54 on 3.7 Mc. AKE, on 80 c.w. and 6 meters has an NC-100 and an RME-125A. VIN has his General Class license. YOG is on 40 meters. EPW is on 10, 80, and 2 meters and 10-meter mobile. KUG is on 10 meters. On 2 meters: TQF, QF, ZQL, QLT, ex-6M2S and 8EDT; is a new ORS. AGX has a new Viking II and VFO and is on 2 meters. ICU has a new QTH. HIL has a new Elmac AF87 and HRO-80, is mobile on 75 meters, and visited VVS in Vermont. DDC gets on 40 and 75 meters and says there are lots of hams at Fort Devens. JJJ is busy on the National Guard Emergency Plan. New officers of the Hingham Amateur Radio Club: DMS, pres.; AST, vice-pres.; ONV, secy.-treas. AST, ONV, AYG, BW, MD, and WTN are on the Planning Committee. WN1ZXG is a new ham. Mr. Hallenstein, of the FCC, spoke at a recent meeting. The Quannapowitt Radio Assn. held a meeting with a discussion on the Club's new S.W. Bridge. The South Shore Club had a talk on Antennas by PKW; also a State Representative spoke on how to prepare and start a bill for license plates for radio amateurs in Massachusetts. All clubs and hams are urged to find out who your Senators and Representatives are and be ready to talk to them in person. NBS is building and has a VFO on the air. AVY has appointed WGN as Asst. EC for New Bedford. TVZ's ORS appointment has been endorsed for another year. WU is mobile again. HWE has WNH and Old Timers Club certificates. UTH now is Net Manager for TAN. VTT will have a rig for all bands. New officers of the Falmouth Amateur Radio Assn., WNM, are DVS, pres.; TJW, vice-pres.; QLT, secy.-treas.; UG, NFE, and LYV, board of directors. Meetings are held the last Wed. of each month at the Falmouth Recreation Bldg. Visitors are welcome. WSN is new ORS. EMG is in Florida for a visit. Sorry to have to report the death of HQH. THE is in Philadelphia. AWA is Regional Coördinator for Region 4, Mass. C.D. The South Shore Club had movies on Oscillators and Physics of the Atom Bomb, courtesy of Bill Charette. FZU is operating the Area C. D. Station at Lakeville. The South Eastern Mass. Amateur Radio Association's new club quarters are coming along fine. PWL is in the hospital. BB took part in the recent P.M.T. The Winthrop Emergency Group held an air raid practice alert on Feb. 22nd with radio units in action. The last drill had CMW, GGP, BDU, DJ, MQB, NMX, HFJ, BB, and XYLs. The Reverse group is setting up a 2-meter net for Sector 1. UHN and WTY are on 10 meters. The Town of Milton was the scene of a bad fire in Sector 5's monthly test, with several c.d. directors on hand and the following in various other towns offering assistance: FWS, WFO, TYN, EKG, VPR, MMH, SH, ALP, KWD, VAN, ZWQ, IPA, WSN, and HOM, and mobile aircraft WK. JCK still is in the hospital in Washington, D. C. Traffic: (Feb.) W1EMG 268, MME 175, IBE 161, UKO 153, UTH 139, AVY 96, UE 92, LM 84, NUP 47, VYI 33, EPE 29, VVA 27, BY 20, QLT 17, FGT 11, WU 9, VMD 6, VTT 6, WGP 6, HWE 5, AHP 2. (Jan.) W1NUP 12, QLT 10. (Dec.) W1QLT 5.

WESTERN MASSACHUSETTS—SCM, Roger E. Corey, W1JYH—SFC: KUE, RM: BVR, PAM: RDR. WMN meets Mon. through Fri. on 3560 kc. at 7 p.m. and 8 p.m. QWJ won a Heathkit VTVM at the annual HCRC banquet. BDV has designed a simple but effective ground plane for 28 Mc. which he and WEU are using to good advantage. COI picked up two new countries during the DX Test. KFV, AEW, WEF, WDW, and JYH also took part in the c.w. portion of the Contest. BNO has moved to a

(Continued on page 96)

Proudly Presenting . . .



\$442.50

B&W

Model 5100 Transmitter

designed to meet requirements of
the most discriminating operator

Input Power—135 watts phone,
150 watts CW.

Operation—VFO or crystal. VFO is
built-in, accurately calibrated,
highly stable.

Coverage—80-40-20-15-11-10
meter bands.

Size—22" wide by 11½" high by
14¾" deep.

Weight—83 pounds.

Unitized Construction.

Pi-Network Final.

Built-In Low Pass Filter.

Television Interference Suppressed.

SEE IT AT YOUR B&W DEALER TODAY

Or write for descriptive bulletin.

BARKER & WILLIAMSON, INC.

237 Fairfield Ave., Upper Darby, Pa.

POPULAR BEAMS

Here are the 14 most popular beams by actual choice of hams all over the world:

All beams use any standard transmission line. Full data supplied with each beam. All GOTHAM beams assemble quickly, are adjustable over the entire band, and can easily be stacked on a single mast. Every beam complete with all hardware, fittings and castings. All aluminum tubing is 61ST6 alloy, with wall thickness of .049".

10 M. BEAMS

S103T • Std. 10m 3-El. T match, \$18.95. 1 — 8' Boom, 1/2" Alum. Tubing; 3 — 6' Center Elements, 3/4" Alum. Tubing; 6 — 6" End Inserts, 3/4" Alum. Tubing; 1 — T Match (8'). Polystyrene Tubing; 1 — Beam Mount.

D103T • DeLuxe 10m 3-El. T match, \$25.95. 1 — 8' Boom, 1" Alum. Tubing; 3 — 6' Center Elements, 1" Alum. Tubing; 6 — 6" End Inserts, 3/4" Alum. Tubing; 1 — T Match (4'). Polystyrene Tubing; 1 — Beam Mount.

S104T • Std. 10m 4-El. T match, \$24.95. 1 — 12' Boom, 1" Alum. Tubing; 4 — 6' Center Elements, 3/4" Alum. Tubing; 8 — 6" End Inserts, 3/4" Alum. Tubing; 1 — T Match (4'). Polystyrene Tubing; 1 — Beam Mount.

D104T • DeLuxe 10m 4-El. T match, \$30.95. 1 — 12' Boom, 1" Alum. Tubing; 4 — 6' Center Elements, 1" Alum. Tubing; 8 — 6" End Inserts, 3/4" Alum. Tubing; 1 — T Match (4'). Polystyrene Tubing; 1 — Beam Mount.

15 M. BEAMS

S152T • Std. 15m 2-El. T match, \$22.95. 1 — 12' Boom, 1" Alum. Tubing; 2 — 12' Center Elements, 3/4" Alum. Tubing; 2 — 5' End Inserts, 3/4" Alum. Tubing; 2 — 7' End Inserts, 3/4" Alum. Tubing; 1 — T Match (6'). Polystyrene Tubing; 1 — Beam Mount.

D153T • DeLuxe 15m 3-El. T match, \$39.95. 1 — 12' Boom, 1" Alum. Tubing; 3 — 12' Center Elements, 1" Alum. Tubing; 2 — 5' End Inserts, 3/4" Alum. Tubing; 2 — 6' End Inserts, 3/4" Alum. Tubing; 2 — 7' End Inserts, 3/4" Alum. Tubing; 1 — T Match (6'). Polystyrene Tubing; 1 — Beam Mount.

30 M. BEAMS

S202N • Std. 20m 2-El. (No T), \$21.95. 1 — 12' Boom, 1" Alum. Tubing; 2 — 12' Center Elements, 1" Alum. Tubing; 4 — 12' End Inserts, 3/4" Alum. Tubing; 1 — Beam Mount.

S203T • Std. 20m 2-El. T match, \$24.95. 1 — 12' Boom, 1" Alum. Tubing; 2 — 12' Center Elements, 1" Alum. Tubing; 4 — 12' End Inserts, 3/4" Alum. Tubing; 1 — T Match (8'). Polystyrene Tubing; 1 — Beam Mount.

D202N • DeLuxe 20m 2-El. (No T), \$31.95. 2 — 12' Booms, 1" Alum. Tubing; 2 — 12' Center Elements, 1" Alum. Tubing; 4 — 12' End Inserts, 3/4" Alum. Tubing; 1 — Beam Crosspiece, 1" Alum. Tubing; 1 — Beam Mount.

D202T • DeLuxe 20m 2-El. T match, \$34.95. 2 — 12' Booms, 1" Alum. Tubing; 2 — 12' Center Elements, 1" Alum. Tubing; 4 — 12' End Inserts, 3/4" Alum. Tubing; 1 — T Match (8'). Polystyrene Tubing; 1 — Beam Crosspiece, 1" Alum. Tubing; 1 — Beam Mount.

S203N • Std. 20m 3-El. (No T), \$34.95. 2 — 12' Booms, 1" Alum. Tubing; 3 — 12' Center Elements, 1" Alum. Tubing; 6 — 12' End Inserts, 3/4" Alum. Tubing; 1 — Beam Mount.

S203T • Std. 20m 3-El. T match, \$37.95. 2 — 12' Booms, 1" Alum. Tubing; 3 — 12' Center Elements, 1" Alum. Tubing; 6 — 12' End Inserts, 3/4" Alum. Tubing; 1 — T Match (8'). Polystyrene Tubing; 1 — Beam Mount.

D203N • DeLuxe 20m 3-El. (No T), \$46.95. 2 — 12' Booms, 1" Alum. Tubing; 3 — 12' Center Elements, 1" Alum. Tubing; 6 — 12' End Inserts, 3/4" Alum. Tubing; 1 — Beam Crosspiece, 1" Alum. Tubing; 1 — Beam Mount.

D203T • DeLuxe 20m 3-El. T match, \$49.95. 2 — 12' Booms, 1" Alum. Tubing; 3 — 12' Center Elements, 1" Alum. Tubing; 6 — 12' End Inserts, 3/4" Alum. Tubing; 1 — T Match (8'). Polystyrene Tubing; 1 — Beam Crosspiece, 1" Alum. Tubing; 1 — Beam Mount.

NEW 2 METER BEAM KITS

6 Element Yagi
\$9.95

12 Element Yagi
\$16.95

HOW TO ORDER: Remit by check or money-order. We ship immediately by Railway Express, charges collect; foreign shipment cheapest way. 10-day unconditional money-back guarantee.

GOTHAM HOBBY

107 E. 126 Street
New York 35, N. Y.

new QTH. NAX has a new AREC net under way in Milford, MNG, OBQ, VNH, TTL, ESA, JWV, NLE, RRX, and PHU attended the annual Hartford v.h.f. meeting. VNH has built up a 2-meter version of the Horse Trader, with as many as sixteen Connection Valley stations checking into the first session. UKR, RLQ, and JYH took part in the YL-OM Contest. The PRC has appropriated funds for a complete new club station. LJQ, EVZ, ODE, and TAY give code practice Wed. from 7:30 to 9:00 P.M. EVZ is NCS of a new c.d. net which meets Fri. on 29.5 Mc. at 7 P.M. KUL is FD chairman for the HCRG. UVI gave a demonstration of amateur radio for the Westfield Police Dept. Sixteen appointments were cancelled this month for failure to get an endorsement or for lack of activity. How does your appointment stand? QWJ and JYH have both finished new filter-type a.s.b. exciters for 4.0 and 14 Mc. Anyone interested in a Western Massachusetts a.s.b. net? Traffic: W1HRV 144, TVJ 132, UKR 86, BVR 60, WCG 34, SRM 32, TAY 20, JYH 17, WDW 17, HRC 10, RRX 9, JAH 4, OBQ!

NEW HAMPSHIRE — SCM, Carroll A. Currier, WIGMH — SEC: BXU. RM: CRW, TBS. The Manchester Radio Club has elected RGC, pres.; RYC, vice-pres.; YHI, sec.; WCU, treas. PVF is at Fort Dix and has a new mobile rig. PCARC has the call WQM, with TDV as trustee. SWJ is teaching code at the club and has helped more than fifteen to get their licenses. FTJ won the YLRL Anniversary Party Phone Cup. She holds the c.w. cup, having won it for three years. YIM now is located in Hampton and is on 10 meters. QHS still is doing an FB job on frequency checking. The NHEN has a good attendance Sun. on 3850 kc. at 1300 hours. COC is a new ORS. TBS has been appointed RM for Northern New Hampshire. POK has a new rig in a 6-foot rack. SEV now is 5CAD. WUG had a fine vacation in Florida this winter. The New Hampshire C.W. Net is looking for more outlets. Don't forget they meet Mon. through Fri. at 1700 on 3685 kc. It's time to think about getting the portable rigs ready for Field Day activities. UNV is in the Navy for a two-year hitch. CRW has a fine-sounding mobile rig. Traffic: (Feb.) W1CRW 388, CDX 27, WUU 25, GMH 14, FZ 13, WBM 12, POK 6. (Jan.) W1WUU 32.

RHODE ISLAND — SCM, Merrill D. Randall, W1JBB — SEC: MIJ. RM: BTV, RIN meets every evening Mon. through Fri. at 1900 on 3540 kc. R. I. Phone Net meets every Sun. at 1100 on 1890 kc. And don't forget RINN every evening, Mon. through Fri. at 1830 on 3743 kc. They are going great but would like a few more of you Novices. Call in and get the dope! Every once in so often my job gets in the way of my SCMship. This month was one of them, so if this column seems scanty, blame it on Uncle Sam. Guess I'll have to give up working. Also, I have not yet received my favorite source of news, PRA's Zero Beat! Plans for NCRG's Field Day revolve around a change of location. This year they are going to try Black Horse Point. May we hear from the rest of the Rhode Island clubs that are planning on setting up for Field Day? We would like to arrange a visiting sked as we think our vacation is coming up at that time. Our new address: Girard Avenue, Newport, R. I. Traffic: W1BNN 119, IMY 108, BTV 62, VXC 46, W4CVO 1/20, W1A1T 17, TGD 15, YKQ 11, OIK 9.

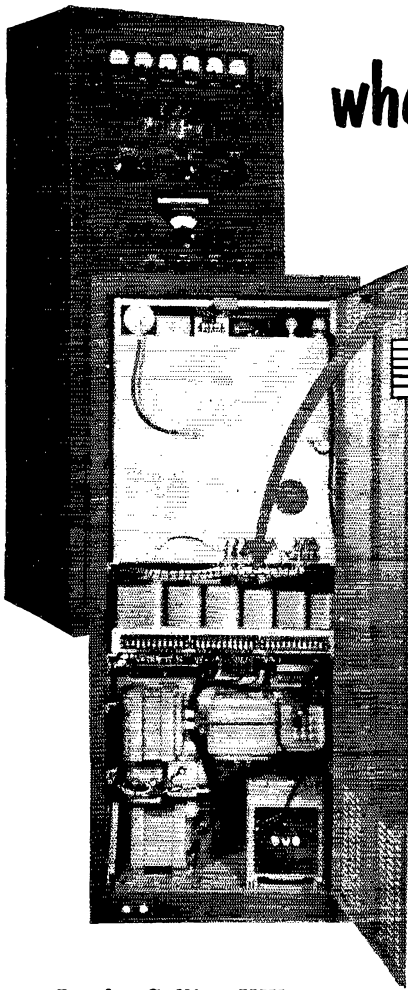
VERMONT — SCM, Robert L. Scott, W1RNA — PAM: RFR. RM: OAK, VTPN and GMN: 3860 kc. VTN: 3520 kc. There is going to be a Vermont Hamfest this year, either at Burlington or Brattleboro, and at the moment it looks like Brattleboro. More on this as soon as details shape up. The Tri-County Amateur Radio Club of Brattleboro is sponsoring a Worked Vermont certificate award. Any station working 13 of the 14 counties earns the award. Send QSLs for verification with return postage to Tri-County ARC, c/o Ray N. Flood, W1FPS, 2 Marlboro Ave., Brattleboro, Vt. Mobiles and portables also count. The International get-together, picnic, or hamfest of sorts, is tentatively lined up by the BARC at Malletts Bay, near Burlington, for June 13th. Keep in touch with the Burlington gang for further details. Traffic: W1RNA 239, J1Z 75, TLI 75, AVP 60, OAK 47, IT 33, KJG 21, TAN 21, B1P 18, TEW 15, QVS 11, AXN 6, VZE 5, ELJ 3.

NORTHWESTERN DIVISION

ALASKA — SCM, Dave A. Fulton, KL7AGU — AN and ZR, long-time residents of Fairbanks have transferred to Katalla, Alaska, where AN will take over a repeater station for C.A.A. Bill will be on soon with a Viking and will be looking for W7 contacts as well as all the KL7 gang on 75 meters. AFK and his XYL mobilized out over the Alcan Highway to the States. After a short business trip to Washington, D. C., they will enjoy a well-earned vacation before proceeding to Guam. In order to be eligible for Alaska call letter license plates, one must have amateur transmitting and receiving equipment in the vehicle. This law was passed by the 1953 legislature, to become effective for 1954. V.h.f. enthusiasts take note, KTVA, Channel 11, has been heard in Lake Minchumina, which is over two hundred airline miles from Anchorage and across a range of mountains, also in Valdez, which is more than a hundred airline miles from Anchorage. KL7IS has been on the

(Continued on page 98)

where only the best will do




uses



the World's Toughest Transformers

**in the new
KW-1 transmitter
and 75A-3 receiver**



In the Collins KW-1 transmitter, where quality and performance are the only considerations, Collins chose CHICAGO transformers.

The conservative ratings and precision construction of Chicago's "Sealed-in-Steel" transformers are a complete guarantee of reliability for this superb 1000 watt transmitter. To insure excellent intelligible audio quality, only CHICAGO transformers are used throughout the audio system.

Recognized by hams everywhere as the finest in receiving equipment, the Collins 75A-3 features remarkable stability, calibration accuracy and high sensitivity. This receiver, designed for long periods of trouble-free operation, is powered exclusively by CHICAGO transformers.



Chicago's FREE Catalog CT-153, listing hundreds of stock transformers for ham, industrial and military applications is now available from your CHICAGO distributor, or from Chicago Standard Transformer Corporation.




CHICAGO STANDARD TRANSFORMER CORP.

3501 ADDISON ST., CHICAGO 18, ILLINOIS

Order
by
name—

Grayhill

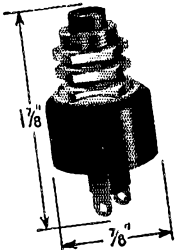
PUSH BUTTON SWITCHES for LOW or HIGH AMPERAGE CIRCUITS



For Low Amperage circuits, it's the Series 4000 S.P.S.T. momentary contact switch. Life expectancy, at factory rating, is approximately 800,000 operations. Bushings $\frac{15}{32}$ -32 N.S.-2 thread. Conservatively rated at $\frac{1}{2}$ amp.; 115 V. AC. non-inductive. Solder type terminals.

No. 4001—Normally open
(Red Button)

No. 4002—Normally closed
(Black Button)



For higher amperage circuits, it's the Series 2000 S.P.S.T. snap-action switch. A distinct click is heard when actuated. Housing and button are molded phenolic. Bushings $\frac{15}{32}$ -32 N.S.-2 thread. Rated at 10 amp.; 115 AC, non-inductive. Solder type terminals.

No. 2201—Normally open
(Red Button)

No. 2202—Normally closed
(Black Button)

Write or phone
for complete data

Grayhill

513 Hillgrove Avenue
LaGrange, Illinois
Phone: Fleetwood 4-1040

receiving end at Lake Minchumina. It would appear that v.h.f. has a good chance in KL7-Land. If interested, contact KL7VT at Summit, Alaska.

IDAHO—SCM, Alan K. Ross, W7IWU—Coeur d'Alene: KOG is the new EC for the area. Bud, former EC for Grangeville, will take over easily. He also is the Radio Officer for RACES for Area One. Caldwell: EYR and SAE built three-element 20-meter beams. SAE lacks Africa for WAC. SWD dropped the "N" and bought an Eldico TR-ITV. ZMM now checks into the 7-Mc. Saturday Night Net. Lewiston: The Lewiston-Clarkston Amateur Radio Club's call is VJD. IDZ is building a 10- and 75-meter battery-operated rig. A new ham in town is WN7VIO. Boise: Word comes of the passing of ex-BVD, in Nampa. NVO has a new Elmac mobile. The FARM Net is doing nicely with MKS as manager, ACD and FJD as controls, and OHR as alt. control. Others who have called the roll are ILL, NVO, TGU, JHY, and TCI, DMZ, from American Falls, called up 1WU while in Boise. Traffic: W7NVO 16, W7R 3, SAE 3, 1WU 2.


MONTANA—SCM, Edward G. Brown, W7KGJ—Newly-appointed Emergency Coordinators are FWR for Havre, and KCF for Billings Area. Congratulations are due FSX and MM, who made BPL with their February traffic counts. The Great Falls gang is having mobile drills the 2nd Sun. of each month. TGG helps the OM when the traffic gets too heavy. CT is NCS on RN7, also manager and NCS of MSN of C.W. Net. Les transmits Official Bulletins on 3520 kc. at 1830 each week day. The Missoula Emergency Net meets Sun. on 3890 kc. at 1 P.M. COH has his new Extra Class license. It isn't too early to begin planning your hamfest activities. The Glacier Waterston Hamfest dates are July 16, 17, and 18 at Waterton Park, Alberta, Canada. VEGVN is president and VEGDR is secretary-treasurer. Thanks, gang, for sending in news of activities and sure hope it keeps coming, although news was a little slim again this month. Traffic: W7SFK 575, MM 522, TGG 82, CT 40, TGU 31, PCZ 27, FIS 6.

OREGON—SCM, John M. Carroll, W7BUS—The coming OARA Convention will be held in Klamath Falls June 26th and 27th. The sponsoring club is headed by Helen Lee, SBX; Roy Felix, SBU, vice-pres.; Paulene Stemler, SBW, secy.; Gertie Felix, UFN, treas.; Joy Ustick, GLF, and Geo. Conner, JRU, executive board. Preregistration prizes have been announced if registration is made prior to June 12th. BOE, 74 years young, filed his registration with the SCM for AREC. FUN is new Rogue Valley Club president. IRZ and FUN are using a.s.b. VCQ now has General Class license. QMK is working for WAS. SBT is working with v.h.f. on 2 meters mostly. FRO and his XYL, GLK, are now settled on their antenna farm. MSD and OLZ are on 40-meter c.w. MMI has a new XYL and received "Greetings" from Uncle Sam. LNG was best man for MMI and TAH's sister was maid of honor. DZB, active on 75- and 40-meter 'phone, has 4 new confirmed countries. VIL is a new Novice. TZP has Tech. Class license. TJJ is having mobile troubles. TLS has TVI. NE now is on 15 meters with three-element beam. MRU is on 75 and 40 meters. EZR has a new QTH. The Portland 29.3-Mc. Mobile Net participated in the polio drive with FB results. AJN reports his requests for check-ins on OBN have been well received and PHJ and AJN have received MTHC certificates for having acquired over 300 points in BRAT scoring. YG is active again as OBS. Bob Tinkle is secretary of the 1TK Radio Fraternity. THX is active on OEN and AREC. RQN is active on MARS. JDX is operating a Viking from home QTH. Traffic: W7AJN 41.

WASHINGTON—SCM, Laurence M. Sebring, W7CZY—SEC: QZF. RMs: FIX, OE. PAMs: EHH, PGY. The Tacoma Radio Society has been officially formed with 21 charter members. Elected officers are OFF, pres.; BG, vice-pres.; and act. chairman; BTY, secy.-treas. The Club meets twice each month, the 1st and 3rd Fri., at the South Tacoma Community Center. JHX has installed a new tower on his house 32 feet above the roof. He will have a double twin-five for 2 meters. ICD is living at Richmond Beach in an excellent location for hamming. He is running 125 watts to a folded dipole and HT-9 transmitter. SFS monitors 29,600 kc. daily with stand-by receiver. The Lewis County Amateurs Radio Club meets the 1st and 3rd Mon. of each month. PGY has a new ground-plane antenna on 20 meters. KZP is working hard on high-fidelity sound equipment. POZ moved to Kennewick to be with station KWIE. The Lewiston-Clarkston Amateur Radio Club has organized an emergency set-up with directional loops, airplanes, walkie-talkies, motorcycle mobiles, and car mobiles. They are all ARRL members. Re January report: JEF retired from the Navy not the Marines. FIX has a 50-watt rig on 1988 kc. OEX is the new EC for Seattle Area with PGY as Aast. EC. The Annual Spokane Amateur Radio Banquet was held at the El Rancho Cafe on April 6th. The VARC held its annual banquet and elected the following officers: JJK, pres.; NZM, vice-pres.; OEB, secy.; WN7UIW, treas.; TGO, sgt. at arms; and PRP, trustee. Traffic: W7JEF 2758, PGY 1305, BA 1121, QYN 708, FRU 691, HAK 630, KT 401, RXH 89, OE 81, EHH 44, FIX 44, CZX 40, QOU 32, APS 25, ICD 20, BLX 16, ATB 15, BG 14, ZU 12, EVW 8, GAT 7, NWP 7, SJL 7, EAU 6, PEZ 4, HDT 2.

(Continued on page 100)

Proven Performance



• SRT-120 • NEW IMPROVED 1954 MODEL WITH NEW FEATURES

- Additional Harmonic TV Suppression
- Illuminated Meter
- PA Grid Compensation
- Extended Impedance Matching PI Network
- Improved Ventilation - 1/8" Panel
- New Commercial Cabinet Design
- MOD/SP Cutoff Switch for CW

WRITE FOR COMPLETE CONVERSION DETAILS FOR YOUR PRESENT SRT-120

CLASS 'B'
HIGH LEVEL
MODULATION

• **MOBILE OR FIXED • KIT OR WIRED AND TESTED •**

SONAR PRODUCTS ARE SOLD BY THE BEST —

ACK RADIO SUPPLY
Birmingham 3, Ala.

HARRISON RADIO CORP.
New York 7,
Jamaica 3, N. Y.

RADIO CENTRE
Montreal, Canada

ALLIED RADIO
Chicago 80, Illinois

HARVEY RADIO
New York 36, N. Y.

RADIO EQUIPMENT CORP.
Batavia, Buffalo, Niagara
Falls, N. Y.

ALMO RADIO CO.
Phila., Wilmington, Salisbury,
Camden, Atlantic City

HENRY RADIO
Butler 1, Mo.
Los Angeles 64, Calif.

RADIO SHACK CORP.
Boston 8, Mass.

ARROW ELECTRONICS
New York City 7, N. Y.

HUDSON RADIO
New York 7, N. Y.

**SPECIALTY
DISTRIBUTING**
Atlanta, Ga.

GEORGE D. BARBEY CO.
Reading, Pottstown, Lebanon,
Lancaster, Pa.

KIERULFF ELECTRONICS
Los Angeles, Calif.

J. V. STOUT CO.
Baltimore 12, Md.

M. N. DUFFY & CO.
Detroit 26, Mich.

LAFAYETTE RADIO
Plainfield, N. J.

TERMINAL RADIO CORP.
New York 7, N. Y.

EVANS RADIO
Concord, N. H.

NIAGARA-CONCORD
New York 7, N. Y.

UNIVERSAL SERVICE
Columbus 15, Ohio

**FT. ORANGE RADIO DIST.
CO., INC.**
Albany 7, N. Y.

OFFENBACH & REIMUS
San Francisco 2, Cal.

VALLEY ELECTRONICS
Burbank, Calif.

R. C. & L. F. HALL
Galveston, Beaumont, Houston,
Texas City, Texas

**OLSON RADIO
WAREHOUSE**
Cleveland, Akron, Ohio

VAN SICKLE RADIO
Ft. Wayne, Indiana

WARREN RADIO
Kalamazoo, Mich.

PAYETTE RADIO, LTD.
Montreal, Canada

WORLD RADIO
Council Bluffs, Iowa

ZACK RADIO SUPPLY
San Francisco, Palo Alto, Calif.

COMPLETE SRT-120-P
KITFORM **\$198.50**

wired and tested \$279.50
COMPLETE SRT-120
MOBILE KIT **\$159.50**

wired and tested \$198.50

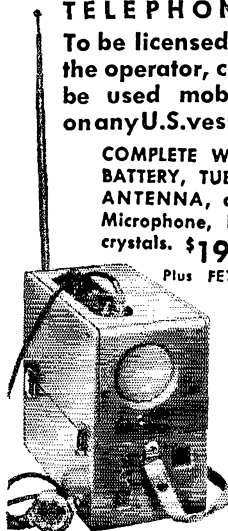
NEW!!
SONAFONE
FIRST & ONLY
PORTABLE

**MARINE RADIO
TELEPHONE**

To be licensed to
the operator, can
be used mobile
on any U.S. vessel

COMPLETE WITH
BATTERY, TUBES,
ANTENNA, and
Microphone, less
crystals. **\$198.50**

Plus FET



SONAR
RADIO CORPORATION

3050 W. 21 ST., BKLYN N. Y.


THE SHORT, FAST ROUTE TO SINGLE SIDEBAND OPERATION



by Bill Cummings, W1RMG

Once you decide to start working Single Sideband, you want the right answers to these questions: 1. Which equipment? Central Electronics has been leading the SSB parade, and the best rigs are shown below. 2. How much cost? SSB performance comes at a fraction of AM prices, and we'll trade high for your present gear to trim the cost even lower. Dale payment terms make it real easy. 3. How fast? We have the stock on hand for fast delivery.

CENTRAL ELECTRONICS **NEW!**



\$249.50

MODEL 20A MULTIPHASE SSB EXCITER

20 watts peak output — SSB, AM, PM, CW.
Has great new performance features *plus* all the time-proven characteristics of popular Model 10A.

MODEL 10A MULTIPHASE EXCITER \$159.50

10 watts peak output — SSB, AM, PM, CW.

SIDEBAND SLICER \$74.50

An SSB adapter that will improve any receiver.

Some Advantages of SSB Transmission

1. Harmonic TVI virtually eliminated through the use of linear amplifiers.
2. No high power modulator and modulator power supply required.
3. SSB eliminates the heterodyning carriers that plague the overcrowded phone bands.
4. Round-table operation of two independent QSOs on the same suppressed carrier freq. using opposite sidebands.

DALE ELECTRONIC DISTRIBUTORS

Serving the Entire Electronic Industry
Sound . . . Industrial . . . Service . . . Amateur

150 JAMES ST., NEW HAVEN 13, CONN.

SPruce 7-5555

PACIFIC DIVISION

HAWAII — SCM, James E. Keefer, KH6KS—W5QDF/KH6FAA departed for the U. S. A. on Mar. 19th. Hawaiian amateurs again are reminded of the August 14/15, 1954, outing and hamfest to be held on the Island of Kauai. Be there! The February HARC meeting was held at KGMB-TV. This meeting was quite an eye-opener to many as far as electronics is concerned. While speaking of TV and TVI some of you may not know that KH6KH represents the Honolulu hams on the local TVI committee in addition to his duties as HARC president for '54. He can be of considerable assistance on those stubborn cases of TVI. Those making HPL in February are KG6FAA, KA3AC, KA7LJ, KA7RC, KH6FAA, and KA8AB. Late BPLers for January are KG6FAA and KA8AB. Traffic: (Feb.) KG6FAA 7011, KA7LJ 5538, KA3AC 3108, KA8AB 1849, KA7RC 1004, KH6FAA 925, KH6AJF 322. (Jan.) KG6FAA 5048, KA8AB 1408.

NEVADA — SCM, Ray T. Warner, W7JU — Nevada's most active station, NOW, who again made HPL with a traffic count of 1002, is being transferred. To say we will miss you is putting it mildly, Neil. After a year of week-end tests 6NLZ and JI clicked on 144 Mc. for the first Nevada-to-West-Coast QSO. SXD, who may be found on 7-Mc. c.w. almost every A.M. from 4 to 6 PST, has a new Viking II, TVF, of Las Vegas, is getting FB reports on his powerful little 100 watt and a short vertical whip. ISCH'7, of Stead AFB, is active with Heathkit gear. MVP is active on 20, 40, and 80 meters with 400 watts c.w. BVZ is experimenting with 6 meters from his ranch QTH in Paradise Valley. JUO is again interested in 2-meter work. BJJ now is a neighbor of PGD, who is a neighbor of BVZ. This makes a total of seven hams on the same street in one city block. Traffic: W7NOW 1002, JU 16, MVP 5.

SANTA CLARA VALLEY — SCM, Roy I. Cousin, W6LZL — More and more reports are coming in of hams in this area getting their license plates. Soon they will be commonplace and the fight to get them will be forgotten. However, fellows, please keep in mind that the law expires in 1956 and the fight will be on again. In fact, preparations already are underway for the coming battle to keep our plates permanently. HC is busy on the nets as well as at State but is NCS as often as possible. MMG reports all is quiet with no bad signals on the air. UKM now is mobiling on 144 Mc. WMM moved to La Honda and says 144-Mc. signals sound real good up there. ZXS and JKC are taking an early vacation. JIV is about ready to go on single sideband. WGO is busy on MTN. He also is PAM and working up a 144-Mc. get-together. K6BBD is busy on MTN and just received his 20-w.p.m. Code Proficiency certificate. YHM slowly is getting back into business on the nets, work permitting. AIT welcomes a set of call letter license plates. FON is busy on MTN and has received his call letter license plates. The Mountain View ARC had a talk by John Reinartz, K6BJ, on ham shack instrumentation. The SCCARA had an enjoyable meeting at the Italian Hotel in San Jose. Thanks to INN, up San Mateo way, I am now receiving news notes. The new officers for 1954 are MKM, pres.; DCR, vice-pres.; EDC, secy.; AQR, treas.; and INN, adv. council member. Regular meetings are held the 2nd Wed. of each month in San Mateo Fiesta Bldg. Traffic: W6YHM 71, FON 52, HC 19, WGO 17, AIT 8, K6BBD 7, W6MMG 6.

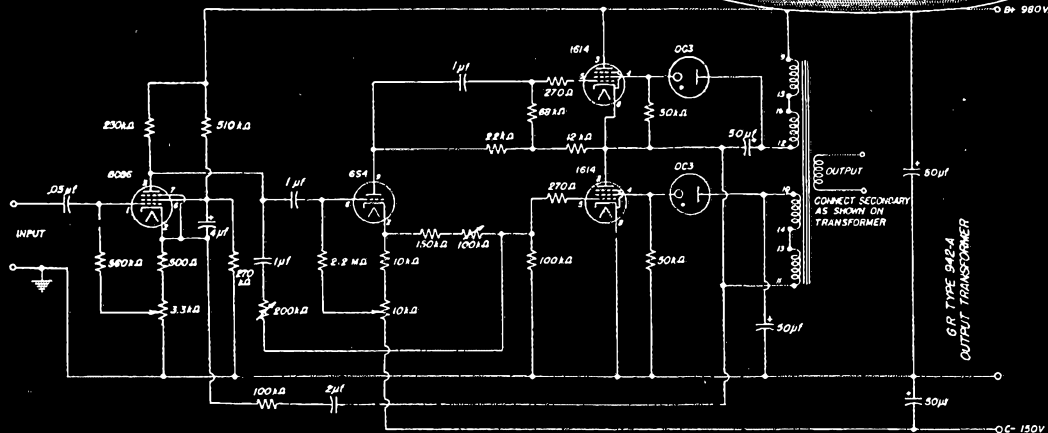

EAST BAY — SCM, Guy Black, W6RLB — Asst. SCMs: Harry Cameron, 6RVC, and Oliver Nelson, 6MXQ. SEC: WGM. RMs: IPW, JOH, PAM; LL, ECs: AKB, CAN, CX, DNK, FLT, NNS, QDE, and TCU. Having Bob Erlar as our new PAM is the big news this month. In a manner of speaking Bob has been acting as PAM for years and we are just getting around to recognizing it. The other big news is that the ARRL Pacific Division Convention has been set for July 3-5 in San Jose. The SCCARA is asking all clubs in the area to help out. The East Bay Radio Club has been asked to put on a 2-meter hidden transmitter hunt, the SARO a 75-meter hunt, and the Oakland Radio Club the Wouff-Hong ceremony. The San Jose gang deserves our thanks for taking on the organizing job. CAN has been appointed as OES, and HBF is now OO, Class IV. It's the most important class! If you don't know why look up page 10 in the booklet, free to ARRL members, *Operating an Amateur Radio Station*. YSX now is living on the Peninsula. WGM still commutes from Vallejo to Oakland five times a week. OJB has been visiting the Bay Area. AAQ is putting out a swell dope sheet for the ORC and concentrating on RTY. IPW now is running a kw. to a 304TL. K6AQ is active in the subscription radio station. KPFA. K6AAK gave a bang-up talk to the Napa Radio Club on antenna networks. He has gone to the Philippines for a while. NDR is active on 144 and 220 Mc. up in Napa. NZ has his antenna farm working again with the help of EFD. K6BDF has taken over the "G" spot on TCC from HOR, with IPW to help out. Did you know that the East Bay section covers the five counties of Contra Costa, Alameda, Napa, Solano, and Lake, and that there are 1550 amateurs in that area? Traffic: K6FDG 1481, WAY 471, BDF 255, W6IPW 195, JOH 104, K6DMI 13, W6QPY 11, CAN 3.

(Continued on page 102)

for REAL Hi-Fi...

this Transformer in this Single-Ended Circuit

Produces up to 50 Watts
from 20 Cycles to 20 Kc
with very low Distortion



The G-R Type 942-A Output Transformer makes possible the construction of a single-ended amplifier which has extremely low harmonic distortion and excellent reproduction.

Separate primary windings with no common terminals are provided. Eighteen impedance ratios make matching to your speaker simple. Unique toroidal construction practically eliminates pick-up from external fields.

This transformer is suitable for use in high-grade amplifier circuits with up to 100 watts output.

Type 942-A Output Transformer: \$59.00

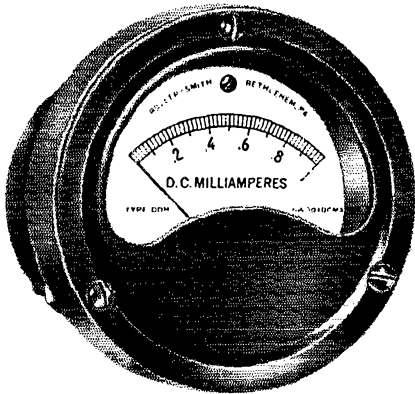
For Complete Description of this Single-Ended Circuit, write for the Type 942-A Transformer Circuit Bulletin



GENERAL RADIO Company

275 Massachusetts Avenue, Cambridge 39, Massachusetts, U. S. A.
90 West 51 NEW YORK 6 220 S. Michigan Ave. CHICAGO 5 1000 N. Seward St. LOS ANGELES 16

TERMINAL SPECIALS!



ROLLER-SMITH HERMETICALLY SEALED METERS

Ruggedly built 2 1/2" meters precision engineered for accurate performance. Vacuum sealed, dustproof and moisture proof, unaffected by heat, cold, humidity. Made to JAN specifications by one of the best known names in meters. Attractive black finish steel case.

\$4.95

O-1 DC Milliampères Only

Same as above 0-200 DC Microampères Only **5.75**


JAN 866A RECTIFIER TUBES

BRAND NEW! Made by RCA Only **98¢** each

JAN 100TH TUBES

Made by EIMAC

BRAND NEW! Sealed Carton **\$5.95** each
3 for \$15.00



De Luxe Sockets

FOR
829B or 832A
TUBES

Insulating and Mica insulated Silverplated contacts.

Brand New

Only **98¢** each

STANCOR ST-203P

Mobile Transmitter Kit

Complete with assembly instructions and operating manual. Less accessories. Regular \$43.00

Reduced to only

\$36.50

Completely Assembled and tested. Regular \$66.75

Reduced to only **\$43.00**

Limited supply available. Order now while they last!

Mail orders filled anywhere in the world. Minimum order \$3.00. No C.O.D.'s please. Send remittance with order plus postage.

- Radio
- Audio
- Video
- Electronic Equipment



Phone. Worth 4-3311

RADIO CORP.

85 Cortlandt St. • New York 7, N. Y.

SAN FRANCISCO — SCM, Walter A. Buckley, W6GGC — The following are the official stations appointed by the SCM of the San Francisco section: Official Observers — GQA, WVB, RBQ, Official Relay Stations — CXO, GQY, BIP, CWR, FYJ, RBQ, NL, PHT, and GCV, Official Phone Stations — CXO, CBE, and QMO, Official Bulletin Stations — CXO and MWF, Phone Activities Manager — KZF, Section Emergency Coordinator — NL, Emergency Coordinators — BYS, KNZ, ZUB, LOU, and SLX, Official Experimental Stations — NAC, GQK, and JAA. Others interested in joining the official stations in this area, kindly contact GGC for further information. Stations are needed in all divisions, especially OBS in the northern part of the section. The SFRC meets the 4th Fri. at 51 Lakeshore Plaza. AHH took over the meeting as GGC was at Wasco with the Mission Trail gang. DMN, from the Jennings Radio Mfg. Co., spoke on single sidebands and the boys kept him busy answering questions. The boys are all ready for Field Day. The HAMS decided to sojourn to Vallejo for its next meeting and visit the local club. All machines will be equipped with 2-meter rigs. OTW reported that the SCRA will elect new officers at its next meeting at Sonoma County Court House. The SFNYC met at the shipyard and is preparing a mobile rig which it is hoped can be used on Field Day at some remote point in California away from San Francisco. No news this month from Humboldt. OZC's QTH still is the meeting place for the Tamalpais Radio Club. The SFYL Club now has 19 YLs. Several already have been successful in getting WN calls. The CCRC Calendar is acclaimed a huge success by all. The 29ers joined the AREC and is in the Warden Service with 26 members and 18 mobiles on 10 meters. There was a large turnout at the dinner held at the Parkside Club in February by the 29ers. NL, BYS, and ZLQ attended and talked on EC. The new OBS, MWF at Mill Valley, is on 75-meter phone transmitting Official Bulletins. He has a half gallon modulated with a pair of 811s. KFS cannot work out of the house on 420 Mc. so perhaps he'll try for General Class now. KN6CUT was stopped by the local police because the whip on the OM's car was a little over the 13.6 limit. GCV now is on with a kw. on 20 meters and the KAs are keeping the patch hot. YIK is cruising the Caribbean, courtesy of Uncle Sam. BMY has 4 watts on s.s.b. HRS is sporting a new mobile. FSL joined the SFRC and made the HAMS 100 per cent SFRC membership. QMO now has a certificate in the ham shack which she won by being first in the YLRL Contest for the 6th call district. W6GCW worked W4GCW. How many of you have worked your call in other districts? Send it in to the SCM. Now is the time to check on the mobile rig as Field Day soon will be here. GQA sent out 27 pink slips with just one Novice call on them; 18 were out-of-band citations. CTH is now vice-president of Television East Bay which expects to go on the air with color sometime in September. Traffic: W6SWP 704, PHT 299, GQY 216, K6NCG 99, W6QMO 98, GCV 39, GGC 6, GQA 6.

SACRAMENTO VALLEY — SCM, Harold L. Lucero, W6JDN — Well, fellows, we had a very fine meeting in Redding and discussed future possible division of the Sacramento Valley section. Ray Cornell, Pacific Division Director, was present and gave his version as to a split. It seems that the members of the northern part of the section are not too many. Ray suggests that we attempt to get a larger membership before trying for a section in the northern part of the Sacramento Valley. Now, fellows, let's get out and increase our membership to build up that northern part. TMP is acting as Assistant SCM for the area around Red Bluff as it is difficult for the SCM to be at all meetings. We also have Assistant SCMs in Sacramento, Chico, and Red Bluff so, fellows, now is the time to increase our membership for the good of all amateurs in this area. We have lost our SEC, who has moved out of the State. I am asking all clubs and members of ARRL in the Sacramento Valley section to recommend a new SEC. Pictures taken at Redding will be sent to QST. The Redding meeting started with a model airplane flight, controlled by radio. The first to make BPL is IEO. REF is a new ORS in Sacramento. From the Yuba City Area we learn that a new club has been formed in the Yuba City-Marysville Area. At the meeting the following (and prospective amateurs) were there: FCP, KDJ, JOI, GUX, CLS, TEE, DMA, IU, FRB, K6AAW, WTP, WCW, YSC, K6DEO, KN6BDJ, and EKP. Members are acquiring 2-meter gear and forming an emergency net. TYC reports that the MAN Net on 7025 kc. needs more traffic, so help out that cause. ZNU, who is our deaf mute, is going in for RTTY which should be quite practical for him. JRY is busy assembling a Viking II. ICO won the raffle prize at the Shasta County Radio Club meeting. BIL, now Official Observer, still is out after the hard-to-get DX. Let's have those appointment requests with a lot of news. Traffic: W6IEO 509, REF 59, JDN 54, K6NAK 23, W6LZ 2, TYC 2.

SAN JOAQUIN VALLEY — SCM, Edward L. Bewley, W6CHW — SEC: KRO, RM: OPU, FKL has been appointed Asst. Director for the Fresno Area by JZ, Pacific Division Director. MGN, DVL, DUD, WYT, WJS, ZYR, AGO, DNM, and FEA donated blood for BNP, who is in the Vet's Hospital at Fresno and doing OK. JPU is on

(Continued on page 104)


REMEMBER

Springtime... IS MOBILE TIME

Treat yourself to the finest combination available, the 'ELMAC' Trans-Citer and Receiver.

Only 'ELMAC' offers you a Mobile Receiver with complete band coverage, including standard broadcast.

You'll also find the AF-67 Trans-Citer is the finest, most compact all band Transmitter with built-in V.F.O.



PMR-6A
\$134.50

MODEL AF-67
\$177.00

RECEIVER POWER SUPPLIES

PSR-6 (6 VDC)...\$24.50
PSR-12 (12 VDC)..\$24.50
PSR-116 (115 VAC)..\$24.50
PSR-116S (115 VAC with
"S" meter).....\$35.50

TRANSMITTER POWER SUPPLY

PS-2V (for 115 VAC)
\$49.50, can also be operated
from a dynamotor or
vibra-packs.

RECEIVER

- 6 BANDS
(1) BC & 160 (2) 80 & 75
(3) 40 (4) 20 (5) 15 (6) 10
- HIGH SENSITIVITY & SELECTIVITY
- AUTOMATIC NOISE LIMITER
- DUAL CONVERSION
- BEAT FREQ. OSCILLATOR
- AVAILABLE FOR 6 OR 12 VOLTS

TRANS-CITER


- 7 BANDS
160, 80, 40, 20, 15, 11, 10
- TRANSMITTER OR EXCITER
- AM-NBFM-CW
- 500Ω A.F. OUTPUT
- VFO OR CRYSTAL
- 6 OR 12 VOLT OPERATION

FOR COMPLETE INFORMATION SEE YOUR DISTRIBUTOR.

MULTI-PRODUCTS COMPANY
559 E. TEN MILE ROAD, HAZEL PARK, MICHIGAN

CRYSTALS

FOR EVERY PURPOSE



- AIRCRAFT
- MOBILE TWO-WAY
- LAW ENFORCEMENT
- TAXI
- RAILROAD
- BROADCAST
- AIR FORCE
- ARMY — SIGNAL CORPS

- NAVY
- HOBBY MODELS
- AMATEUR
- TELEVISION
- PIPELINE
- MARINE
- INDUSTRIAL



One of the Oldest Manufacturers of Crystals in the United States.

Inquiries invited.

ORDERS PROMPTLY FILLED



SCIENTIFIC

CRYSTALS OF THE HIGHEST QUALITY

SCIENTIFIC RADIO PRODUCTS, INC.

215 South 11th St., Omaha, Nebr., U.S.A.

Be Specific - Say Scientific

the air with RTTY. ONK is getting good results with a home-brewed 2-meter beam. AHO is back home. JPU and GEG are putting up 60-foot verticals. PPO is off the sick list and back on the job, operating 7/8 from Oakland. The Turlock Club was visited by ZF, Asst. Director from Sacramento. Ex-FYM is in San Bruno, and operating 9YSR/6. WJF was stopped for having illegal license plates, and cleared himself by quoting California Vehicle Code, page 72, section 170. ZRJ and K6BGM have their pair of 814s on the air. OWQ is on 2 meters, also has 700 watts on 75, 40, 20, 15, and 10 meters. EBS and PWE are experimenting on 220 Mc. and looking for Valley contacts. HQY is conducting code classes in his home. EXH is using VFO on 2 meters. NNG and ANE, ex-Novices, now are General Class. NBQ was NCS during February for SCEN. VPV is heard on a.s.b. KIG has an HT-20. AV became a Silent Key. Traffic: K6FAE 683, W6OPU 51, PEA 27, EBL 23, WJF 16, TXM 10, GIW 3, OWQ 3.

ROANOKE DIVISION

SOUTH CAROLINA — SCM, T. Hunter Wood, W4ANK — YOS has completed an all-band-switching transmitter. TTG reports that a new club has been organized in Aiken with ZVY, pres.; AIB, secy.-treas.; STH, pub. dir.; and NQP, act. dir. The Aiken Club meets monthly on the first Wed. of each month in the Aiken City Hall at 8 p.m. All amateurs in the vicinity of Aiken during meeting nights are invited to attend. TTG also reports that his antenna is back up after being blown down by strong winds and that he hopes to have his mobile rig on the air soon. Virginia Tollison reports that new officers of the Greenville Club are PNS, pres.; VW, vice-pres.; TCX, secy.; VUU, treas.; KED, act. mgr.; and NWG, asst. act. mgr. New mobile stations reporting into the South Carolina Mobile Roundup at 2 p.m. Sun. on 3930 kc. are 1AUD/4, 4UOQ, and MBR in Charleston, OGE in Batesburg, USW in Florence, and NZK in Columbia. The Columbia gang held a regular hamfest April 4th at Heises Pond near Columbia. Traffic: W4ANK 530, FFH 44, PDM 8, FM 2, YOS 2.

VIRGINIA — SCM, John Carl Morgan, W4KX — The harness of this SCM job will take getting used to, FF having set a pace that will take scrambling to follow. I know I'll have YOUR aid in keeping Virginia in its pre-eminent position. MWII, FF, and KX were on hand at Charter Night of the Central Valley ARC. Some 40 hams and their ladies enjoyed a tasty Skyline Drive feed. Wel-

(Continued on page 106)

FIFTH ANNUAL VIRGINIA QSO PARTY MAY 9TH

A QSO party, open to all Virginia hams, will be held between the hours of 1:00 p.m. and 9:00 p.m. EST, Sunday, May 9, 1954. Every licensed amateur in Virginia is urged to participate.

Hands: 3.5 Mc., 7 Mc., 28 Mc. No power limit, or mode restrictions in this get-together. Objective will be to contact as many fellow Virginians in as many different Virginia counties as possible during the eight-hour period, exchanging certain information with each station worked. Stations may be worked only once on each band (regardless of mode used) but they may be worked again on a different amateur band.


Contest call is "CQ Virginia" on 'phone, "CQ VA" on c.w.

Information to be exchanged in each QSO is to consist of the following items: 1. Number of QSO (in the party). 2. Your call. 3. Your RS or RST report to station worked. 4. Your county. For example . . . W4KX might send the following message on his fifth QSO in the party: "NR 5 W4KX 569 FREDERICK."

SCORING: Each message sent counts 1 point and each one received, 1 point. Two points, therefore, are possible from each QSO. Multiply total number of QSO points by number of different Virginia counties contacted in course of party for final score.

The following frequencies are suggested as rallying points during this affair: vicinity 3680 kc. (VN/VSN freq.); vicinity 3705 kc. (VNN freq. — Let's not forget our Novices!); vicinity 3835 kc. (VFN freq.); 7050-7100 kc.; 7200-7250 kc.; 28,800-29,000 kc. (c.w. and 'phone). Mobiles can shine by showing up from counties with little or no ham population.

There will be prizes for winners. All Virginia hams, except SCM and members of the contest committee on awards, are eligible for awards. All logs should be mailed to SCM before June 1st. Send in your log whether you have one QSO or a dozen! Scores will be announced in the Virginia Net bulletin and the winners in QST.



Heathkit AMATEUR TRANSMITTER KIT

MODEL AT-1

\$29.50

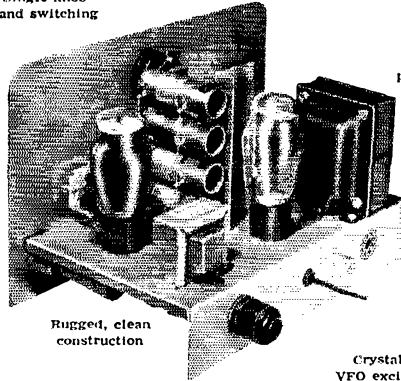
SHIPPING
WT. 16 LBS.

Range..... 80-40-20-15-11-10 meters
 6AG7..... Oscillator - Multiplier
 6L6..... Amplifier - Doubler
 5U4G..... Rectifier
 105-125 volts AC 50/60 cycles 100 watts
 Size — 8 1/4" high x 13 1/8" wide x 7" deep

Here is the latest Heathkit addition to the Ham Radio field, the AT-1 Transmitter Kit incorporating many desirable design features at the lowest possible dollar-per-watts price. Panel mounted crystal socket, standby switch, key click filter, AC line filtering, good shielding, etc. VFO or crystal excitation—up to 35 watts input. Built-in power supply provides 425V @ 100MA. Amazingly low kit price includes all circuit components, tubes, cabinet, punched chassis and detailed construction manual. (Crystal not supplied.)

Single knob band switching
 Pre-wound coils — metered operation

52 ohm coaxial output



Rugged, clean construction

Built-in power supply


Crystal or VFO excitation

New HEATHKIT COMMUNICATIONS RECEIVER KIT

Four band operation
535KC to 35MC

Electrical band spread and scale

RF gain control with AVC or MVC



Six tube transformer operation

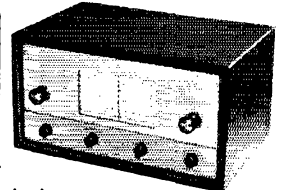
Noise limiter — standby switch

Stable BFO oscillator circuit

5 1/4" PM speaker — headphone jack

Range.....535KC to 35MC
 12BE6.....Mixer oscillator
 12BA6.....IF amplifier
 12AV6.....Detector - AVC - Audio
 12BA6.....BFO oscillator
 12A6.....Beam power output
 5Y3GT.....Rectifier
 105-125 volts AC 50/60 cycles 45 watts

A new Heathkit AR-2 Communications Receiver. The ideal companion piece for the AT-1 Transmitter. Electrical band spread scale for tuning and logging convenience. High gain miniature tubes and IF transformers for high sensitivity and good signal to noise ratio. Construct your own Communications Receiver at a very substantial saving. Supplied with all tubes, punched and formed sheet metal parts, speaker, circuit components, and detailed step-by-step construction manual.



MODEL AR-2

\$25.50

SHIP. WT. 12 LBS.

CABINET

Proxylon impregnated fabric covered plywood cabinet. Ship. wt. 5 lbs. No. 91-10. **\$4.50**

THE IMPROVED Heathkit GRID DIP METER KIT

- Pre-wound coil kit
- Range — 2MC to 250MC
- Meter sensitivity control
- Compact one hand operation
- Headphone monitoring jack
- Transformer operated

The invaluable instrument for all Hams. Numerous applications such as pre-tuning, neutralization, locating parasitics, correcting TVI, etc. Receiver applications include measuring C, L, and Q of components, determining RF circuit resonant frequencies, etc. Thumbwheel drive for convenient one hand operation. All plug-in coils are wound and calibrated (rack included). Headphone panel jack further extends usefulness to operation as an oscillating detector.



MODEL GD-1A

\$19.50


SHIP. WT. 4 LBS.

HEATH COMPANY
 BENTON HARBOR 9, MICHIGAN

Two additional plug-in coils are available and provide continuous extension of low frequency coverage down to 355KC. Dial correlation curves included. Shipping Wt. 1 lb. **\$3.00** Kit 341.

**They're in Demand!
They're Available!**

**THE
MOBIL-CEIVER
for '54**



MOBILE RECEIVER FOR CONVERTERS

Check the specs! . . . Check the performance! Check the price! . . . And we know you'll choose Mobil-ceiver. The Mobil-ceiver is a fixed frequency receiver for use with converters, with Variable Selectivity and choice of three different IF selectivity curves. It includes features usually found only in high-quality communications receivers.

That's why today Mobil-ceiver is more in demand than ever! Its acceptance has been just short of terrific! And frankly we must admit, we were behind in filling the rush of orders, but we are happy to announce that Mobil-ceiver is now available for immediate delivery.

\$ 89⁵⁰
Complete
Inc. Excise Tax

- Selectivity: 5 kc—10 kc—or 16 kc.
- Input adjustable 1400 to 1600 kc.
- Built-in self adjusting noise limiter.
- Sharp high Q 175 kc IF's.
- Separate RF and Audio gain controls.
- Highly stable built-in BFO.
- Transmit-Receive Switch.
- Provision for Transmitter Relay
- Receiver B+ off when transmitting.
- Built-in Power Supply and PM speaker.
- Wired for 6 and 12 volt input.
- Filtered A, B+ & AVC for converter.
- Pull-out drawer type construction.
- Small size 4 1/2" x 6 1/4" x 7 1/4".

**YOUR DEALER SHOULD STOCK THE
MOBIL-CEIVER—ASK TO SEE IT TODAY!**

S & W Electronics

MANUFACTURERS OF MOBILE RADIO EQUIPMENT
3418 W. PICO BLVD. • LOS ANGELES 19, CAL.

come home and to multi to IA and jr. operator TFX after 20 months in Japan. Congrats to erstwhile confirmed batchelor ATQ, who's now UNconfirmed. YZC is the new RM and prime mover of the new "Teenager" net (Sun. 1400, 3680 kc.). KRR dug up a Form 1 card of the 1920s to report a new 64 jar stop rectifier and UV-203. Fred, incidentally, manages to be high traffic man, though he claims to spend 95 per cent DXing. YVG is a musician evenings, works days, and handles post-midnight and early-bird traffic. YVO moved to Kansas and QNIs VN and VSN as 0, MLE now is 3YKT in Pennsylvania. LW puts out an FB section bulletin. He says he's trying "Matchbox" with auto controls. OWV moved to a new wigwam in Harrisonburg; he sends a copy of his FB Virginia MARS Net bulletin. Skip cramping your style on 80 meters or higher? Try VON at 1900 Mon.—Fri, on 1820 kc. The Shenandoah Valley ARC sold the old club house and site and bought ground for a new club house and antenna farm. The SVARC also is planning the usual snack stand and message-handling booth during the Apple Blossom Festival. FZG is our old friend IPC. He's ex-3FZG. Your SCM has a sheaf of nice crisp appointment certificates and we'd like to entertain YOUR application. Whether or not you're an appointee, we want your activities reports each month-end. Traffic: (Feb.) W4KRR 361, YZC 25, LW 11, BZE 8, (Jan.) W4KRR 281, YVG 30, YZC 21, LW 17, VNF 12, LJE 10, LK 3, (Dec.) W4RJW 76, CFV 39, YZC 26, OWV 15, ZFV 8, TYC 6, WBC 3.

WEST VIRGINIA—SCM, Albert H. Hix, W8PQQ—4ZM7/8 did a very good job in demonstrating amateur radio and handling traffic at the Charleston Boy Scout Exposition. He will have a Viking II on 40, 20, and 10 meters soon. QHG and SFT have new 10-meter pack transceivers completed which reflect a very good job of design and construction. These units are ideal for emergency use. Interested hams may contact either for details, etc. PZT is QRL constructing a new frequency standard for OO work. BNL is on 40 and 75 meters using an ATD transmitter and is doing a good job. He now is an MARS member. ISB did very well on 'phone in the last CD Party. MBA is QRL with school activities. 6RQQ desires 7-Mc. QSO to complete WAS. NLT is new OBS and has mobile rig nearly completed. GEP is an active MARS member. HI is on 6 meters and desires contacts on this band. Make arrangements for schedules with him on 75 meters. FGL paid a visit to ETF and PQQ to discuss 'phone net operations. It is hoped that as many West Virginia hams as possible will take an active part in the West Virginia QSO Party to be held soon. Watch for announcement of this in QST. Traffic: W8AUJ 361, KWL 203, HZA 183, ETF 82, W4ZM7/8 70, W8GEP 54, GHG 24, MBA 22, PQQ 16, BNL 12, ISB 9, UDJ 2.

ROCKY MOUNTAIN DIVISION

(Also see page 108)

**SECOND ANNUAL
ROCKY MOUNTAIN DIVISION QSO PARTY**

All amateurs in the Rocky Mountain Division and surrounding states are cordially invited to take part in the Second Annual QSO Party to make and renew acquaintances and to publicize the Division convention to be held at Elk-horn Lodge, Estes Park, Colorado, June 12 and 13, 1954.



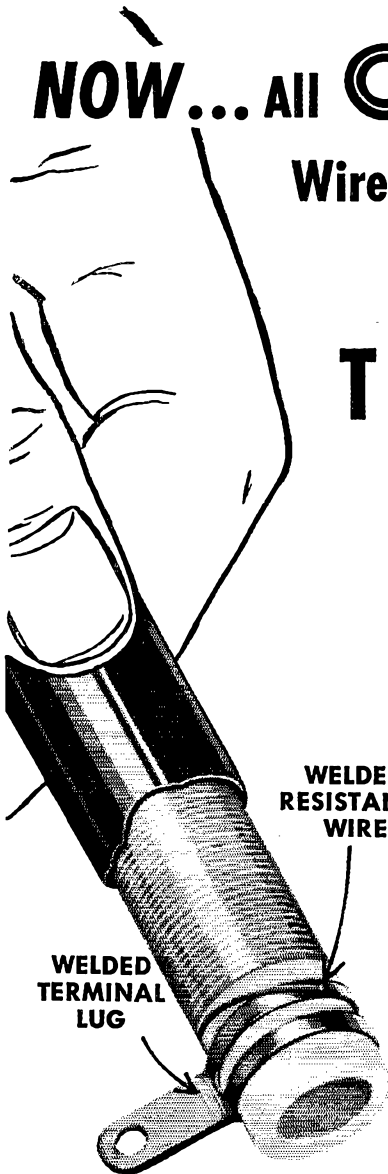
Rules: 1. *Time and dates:* Begins 0800 MST May 8th; ends 2300 MST, May 9th, 1954. 2. *Where:* All bands. Suggested gathering places: C.w. 3690-3710, 7170-7180 kc.; 'Phone, 3880-3900, 7240-7260 kc. Use other bands, too. 3. *General call:* C.w., "CQ RMD"; 'Phone, "CQ Rocky Mountain Division." 4. *Contacts Permitted:* You may work for credit the same station once on each amateur band, i.e. one contact credit will be given for a QSO anywhere in the band 3500-4000 kc., either 'phone or c.w., and one contact credit for QSO in the band 7000-7300, etc. No cross-band QSOs will be counted. 5. *Exchange:* Each party to a contact will give his name, location and whether registered at the convention ("yes," if registered, "no," if not). 6. *Scoring:* Score 1 point for complete information sent and 1 point for complete information received, a total of 2 points for each complete contact. 7. *Reports:* Logs must show time, date of QSO, call of station worked and information received. Total your score, give your name, location and whether registered at convention, and mail to your SCM (see page 6 of this QST for address) postmarked not later than May 16, 1954. 8. *Prize:* First, free de luxe treatment at convention for one person, registration, meals and room with bath; second, free registration and meals for one person; third, free registration for one person.

Send your convention registrations to W. M. Reed, W0WRO, 1355 East Amberst Circle, Denver 10, Colorado.

NOW... ALL OHMITE

Wire-Wound RESISTORS have

WELDED TERMINALS



Here's the ultimate in stability for your rig—resistors with welded connections between resistance wire and terminals.

Provide a permanent, perfect electrical connection and eliminate a potential source of noise in audio circuits and instability in other highly sensitive circuits. Ohmite's patented welding process was developed over ten years ago.

Since then, millions of these resistors have proved their dependability under the toughest service.



Write for
Stock
Catalog

**OHMITE
MANUFACTURING
COMPANY**

3636 Howard St.
Skokie, Illinois
(Suburb of Chicago)

OHMITE[®]

RHEOSTATS • RESISTORS • TAP SWITCHES

As SEEN in QST

November 1953

Hints and Kinks

HOMEMADE TURNS COUNTER

RECTIFIER SOCKET KINK

ILLUMINATED CALL LIGHT

MOBILE C.W. RECEPTION

CLAMP-TUBE KEYSER

For the Experimenter—

Whether you're a constant tinkerer or just looking for some tips to help you improve your gear, you'll find some mighty valuable data in this popular *QST* column. In the past 12 months for example, there have been

60 "articles," containing

26 illustrations, using

18 pages

of Hints and Kinks for you! More are coming. Don't miss any!!!

JOIN THE LEAGUE—GET *QST*

QST and ARRL Membership
\$4 in U.S.A., \$4.25 in Canada
\$5 elsewhere

THE AMERICAN
RADIO RELAY LEAGUE

WEST HARTFORD 7, CONN.

COLORADO—SCM, Karl Brueggeman, W0CDX—SEC: AEE. The January meeting of the Northern Colorado Amateur Radio Club was attended by BSA, DRA, DBG, NNL, ULZ, MPK, and others. DRA showed a Colorado State Patrol safety film and DBG demonstrated some 230-Mc. equipment he has been building. BSA has built a direction-finding loop and, assisted by DBG and DRA, conducted a field test using mobile equipment mounted in their cars. There are now five mobile units in Greeley. At the February meeting the CARC members discussed possible affiliation with the club by hams from surrounding towns. The Alamosa gang really has been going to town. Thirteen took exams for licenses and all passed, 10 for Novice and 3 for General Class. WN0VX is teaching theory and KQD code. VQY now has his new 900-watt rig on the air with p.p. 813s. IUF received his General Class ticket Feb. 5th. IUF, OHB, and WN0OXR are the new Asst. ECs for Alamosa and KQD is the new EC. KHQ, RTA, and SDW/Ø made BFL in February. EKQ reports a slow traffic month because of lack of operating time. KHQ's antenna blew down during the big dust storm. IC now is holding his Director/Vice-director get-together Sun. at 0800 MST on 3890 kc. just before the CFFN Net meeting. The Denver Radio Club gang is hard at work on the details for the convention this summer and promises the best one yet, so get your reservations in early. Also, remember the QSO party. We are getting more YLs in the ranks every day. We'll see if we can't gather all their calls together and have a little YL section next month in this column. Traffic: WØKHQ 1058, SDW/Ø 775, RTA 137, EKQ 114.

UTAH—SCM, Floyd L. Hinshaw, W7UTM—A group of amateurs at Davis High School and vicinity are making Field Day plans. The group includes QDJ, QDM, VJJ, QVO, and WN7TFO. QDJ reports not much success in the DX Contest. JPN says the Salt Lake City c.d. filed RACES application in February and listed 57 amateurs signed up. JVA gets on the air for an occasional RC but work still keeps him too busy to hold skeds. UTX has returned to Michigan; our loss of a good traffic man is their gain! RCP/7 still is busy with school work but finds time to participate in transmitter hunts conducted by the USAC. Utah County has received its RACES license and conducts its c.d. tests using the call KOAA/6. 2-meter tests are now being run between SP and TCC to learn if coverage can be had over the rugged terrain. JPN renewed his OPS, OBS, and OO appointments. Traffic: W7UTX 48, UTM 22, JPN 12, SP 12.

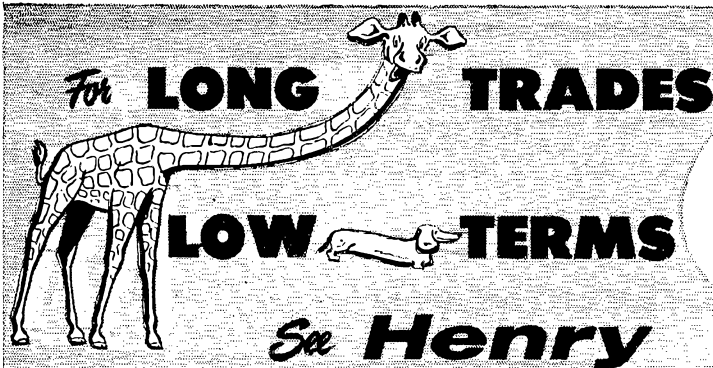
WYOMING—SCM, Wallace J. Ritter, W7PKX—HRM is out of the hospital now. LHW is in the hospital at Cheyenne. ROI left for Texas. RKB for Los Angeles. TMZ is in Shreveport installing NCO Academy there. TRD passed General Class exams. VJB and GPX are new calls in Cheyenne. HDS still is trying to start a Novice net. KUB is working on half-kw. s.a.b. rig. EUZ is active with 10-watt portable rig. The Casper Radio Club assisted in the March of Dimes with mobile pick-up of donations. The hobby show demonstration of amateur radio was accomplished in fine shape by the Casper Radio Club, with considerable traffic handled on both 'phone and c.w. DXV is active on RN7, RN10, MSN, and YO Nets. The Pony Express Net still is increasing in the number of active stations, with an average of 40 check-ins regularly. There is not enough traffic, however. How about some originations? Traffic: W7PKX 325, DXV 149, PAV 10.

SOUTHEASTERN DIVISION

ALABAMA—SCM, Joe A. Shannon, W4MI—SEC: ISD. ZGE has a new operating desk. VOM has 2-meter fever, while EJZ is turning to DX. YAI meets AENP, CGCH, Dagwood Net, Southern Belle Net, and Dixie Traffic Net. The Mobile Club now has operators assigned to man the c.d. trailer. The trailer has air conditioning, sleeping quarters, refrigeration, and four operating positions. It is pulled by truck which mounts a gasoline-driven generator for power. WOG is active in AENB, AENP, TCPN, and Alabama Rag-Chevers Net. TXO handles most traffic on MARS nets and is working out on 160 meters along with AUP. BFM is whooping it up on AENB, AENP, Tennessee Net, and MARS. TKL reports that Huntsville weekly transmitter hunts offer no prizes but lots of fun. VYV now has a pair of 813s going and is pushing close to the gallon class. A new club is reported in Birmingham with WN4YEH, pres.; WLO, vice-pres.; ZSB, secy.; and YXS, treas. A one-hour code class is held each Thurs. at 1930. HCV is building a TV camera and collecting parts for a ham TV station. That makes three building in the State. Traffic: W4EJZ 84, RNX 80, YAI 66, DXB 48, WOG 48, TXO 34, BFM 21, WPC 19, EBD 18, PWS 18, OAO 14, TKL 12, PPK 11, VYV 5.

EASTERN FLORIDA—SCM, John W. Hollister, jr., W4FWZ—Cooperate during Operation Okcechobee May 16th, the biggest simulated emergency test ever attempted. IM, our SEC, is putting out the information. The Tampa Fair traffic was handled magnificently by the Palmetto Net with assistance from 4RN, TLJ, VA, NYLI, EPA, Mich. and Ohio nets. The personalized originations by

(Continued on page 110)



Bob and Ted Henry, with stores in Butler, Mo. and Los Angeles, Calif., carry complete stocks of all ham equipment for immediate delivery. Bob and Ted, being hams themselves, know you want easy terms, truly top trade-ins, low prices, and fast delivery, and you get them all from Henry.

top trade-ins

Henry *wants* to trade and he trades *big*. YOU get truly liberal allowances on your equipment. Tell us what you want to trade. We also pay cash for used equipment.

easy terms

You get the best terms anywhere because Henry finances all the terms with his easy time payment plan. 10% down (or your trade-in accepted as down payment), 18 months to pay.

complete stocks

Henry has *everything* in the amateur equipment field, new or used . . . transmitters or receivers, and Henry has the NEW equipment *FIRST*. Here are a few items you can order now:

Collins 32V3	\$775.00	Hallicrafter S76	\$199.95
Collins 75A3 and speaker.....	\$550.00	Hallicrafter SX71	\$249.95
Hammarlund HQ140X (speaker		Hallicrafter HT-20 xmitter.....	\$449.50
\$14.50)	\$264.50	Hallicrafter SX88	\$595.00
Johnson Viking II (wired \$337.00).....	\$279.50	Elmac PMR6A or PMR12A.....	\$134.50
Johnson VFO (wired \$59.75).....	\$ 42.75	Elmac AF-67 transcter.....	\$177.00
Match Box	\$ 49.85	Gonset Super-6 \$52.50; Super-	
National NC88	\$119.95	Ceiver	\$119.50
National NC125	\$199.95	Gonset Communicator II.....	\$209.50
National NC183D	\$383.50	Morrow 5BRF	\$ 67.95
National HR060	\$533.50	Morrow 5BR	\$ 74.95
Hallicrafter S40B	\$119.95	Morrow FTR	\$128.40

Prices subject to change without notice. A few prices higher on West Coast.

10 day trial

Try any receiver or transmitter for 10 days. If you are not perfectly satisfied, return it and all you pay are shipping costs.

fast delivery

Shipments 4 *hours* after receipt of order. Send only \$5.00 with order, and shipment will be made COD immediately . . . Order from either store TODAY!

satisfaction

Ask any ham about Henry Radio Stores. We *want you* to be satisfied.

low prices

Henry's large purchasing power means low prices to you. You just can't beat our wholesale prices.

Write, wire, phone or visit either store today.

Butler 1, Missouri
Phone 395



BOB HENRY
W0ARA



Henry Radio Stores

BRadshaw 2-2917

11240 West Olympic Blvd. Los Angeles 64



W6UOU
TED HENRY



Since 1929 over 50 thousand hams found HENRY FIRST for Equipment, for Service, for Satisfaction.

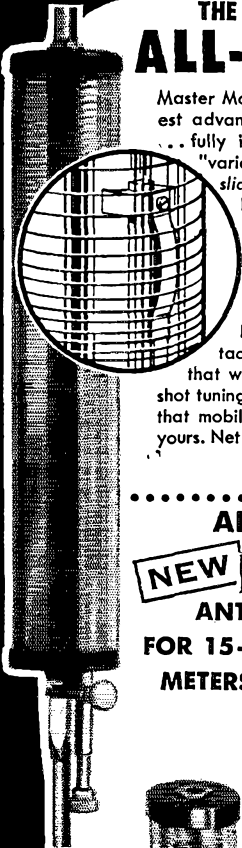
Master Mobile does it again!

2 NEW ANTENNA COILS

with GREAT, NEW features


THE NEW No. "666" ALL-BANDER

Master Mobile presents the greatest advancement in antenna coils... fully inclosed, the non-linear, "variable-spaced" adjustable slider antenna coil with built in Hy "Q". Maintains a fairly constant "Q" over 4 lower ham bands. Operates with a minimum of losses... meaning more QSO's. Positive action, slider contact. Assures steady signals that will stay put! Simple one-shot tuning for any band. Ideal for that mobile rig of yours. Net. **\$14.95**



.....

ANOTHER NEW HY "Q" ANTENNA COIL FOR 15-20-40-75 METERS



Another first! and finest! with Master Mobile are these tried and tested new Master Hy "Q" coils, engineered to provide the highest "Q" consistent with good mechanical design, with more than nine outstanding features. Hy "Q" coils are compact, extremely rugged, yet lightweight. Specially coated air spaced, coil winding insures the finest transmission and reception

Net **\$6.95** ea.

At leading radio jobbers everywhere



Master Mobile Mounts, Inc.

1306 Bond Street
Los Angeles 36, California

QBR are worthy of duplication by every ham. Write him, Deland: WS reports skeds on 145.8 Mc. Gainesville: TJJ reports a total of 348 handled by the Tropical Phone Net. Doug also is operating RTTY at DFU, EHU, EAS, and SDN also are RTTY. TJU offers information to any requesting. Hi-li is the leading subject at Fla. U. Holly Ifill: AYD reports 21 Mc. good and a 10-meter opening Feb. 21st. Jacksonville: ZJ is running the JARS code classes with good results. TRN arranged for visiting hams coming in at the State line to get information on Jacksonville hams. The local AREC drills on 29 Mc. are excellent. UHY is EC. ZGR has full power on 20/75 for good DX. Key West: 3VLQ now is 4DRT and an OBS. 3YHO/4 is a new EC. OPZ is mobile with a Viking. ZBF is mobile with a Gonset. The Club runs code classes. Lakeland: New club officers are SVB, VIE, WN4BGF, and BJI. Leesburg: QBR reports Kiwanis Clubs in Leesburg, Eustis, Howey in the Hills, and Sanford exchanged greetings via F'E, YBZ, OVO, QBR, and AWY. Miami: MVR, one of the best ECs anywhere, had to give it up. IYT is Acting EC. RID won the last Flamingo Net hidden transmitter hunt. Ocala: DVR (NCS of the c.w. net) has a new Modulator with clipper filter. Okeechobee: PZT is modulating 813s per QST dope. Sarasota: LMJ reports the Florida Phone Net handled 542. Tampa: TYE now is working 5 or more nets. Traffic: (Feb.) W4LDM 2923, PUJ 2027, DVR 1161, KZT 696, BMY 618, OZC 600, FWZ 418, IYT 314, PZT 301, TYE 269, WJC 257, WEO 229, LVV 158, LMT 109, WS 84, QBR 36, KJ 25, TJU 17, TWR 14, FKR 10, AYD 8, VIE 8, ZUS 4. (Jan.) W4LVV 6.

WESTERN FLORIDA — SCM, Edward J. Collins, W4MS/RE — Acting SEC: NN. W4UXW/VO6 still wants QSOs with the gang. ZUN is working 75-meter phone after getting General Class license. ZPN removed the "N" from his call. VFJ is working 75 meters also. DEF/DAO is going mobile. PQW has a new shack. PTK works the mobile gear on 75 meters. PAA removed the low-pass filter and cured TVI. Hi. BFD keeps his hand in on 7 Mc. VR does likewise. UYS works 144 Mc. HJA has new Elmac gear in his car. MS is in the home stretch with his TV transmitter. YRF and his brother are building high power. GRO is DX man on 75 meters. CCY built a new 20-meter beam and is hot after DX. QU keeps the rig dusted off with USNR skeds. JPD is gathering mobile parts again. NOX keeps Pensacola represented with traffic handling. NJB renewed ticket. 1REV/4 keeps skeds with New England. WN4BGG has been gathering parts for an 813 final for when he gets that General Class ticket. ZFL has been getting out FB with low power on 20-meter phone.

GEORGIA — SCM, James P. Born, jr., W4ZD — SEC: NS. PAM: LXE. RM: MTS. Nets: GCBN, 3995 kc. at 1800 EST on Tue. and Thurs., 0830 EST on Sun.; ATLCW, 7150 kc. at 2100 EST Sun. State mobile and c.d. frequencies: 3995 and 29,700 kc. We are all saddened to learn of the death of HBG. The Atlanta Radio Club's Hamfest and Southeastern Division Convention will be held June 6th at Robinson's Tropical Garden on Paces Ferry Road on the banks of the Chattahoochee River. ZLZRC was guest speaker at the March meeting of the Atlanta Radio Club. Ron made a very interesting speech and showed color films and slides of hams and ham equipment, also points of interest in New Zealand. Ron was elected honorary member of the Atlanta Radio Club and was presented a certificate. LRR has moved to Columbus. WSZ is NCS for the Southeastern Teen-Age Net, which meets on 3880 kc. at 0930 EST on Sat. and 1400 EST on Sun. DYR is a new ham at Temple. It is with a feeling of sadness that I file this, my last report as SCM. The last four years have been very pleasant ones, indeed, and it is with deepest appreciation that thanks go to all who have made these years so enjoyable and profitable. To my successor my wishes go for a most successful administration, and the fullest cooperation will be given him in all ways. Traffic: K4WAR 1381 W4USA 1097, IMQ 422, ZD 73, MA 66, WSZ 38, FOE 37, OCG 34, MTS 23, YMV 15, ZSC 2.

WEST INDIES — SCM, William Werner, KP4DJ — SEC: HZ. KD worked VP9BDA for country No. 12 on 160-meter c.w. BU, using Viking II and HRO-60, schedules son WP4WX at engineering school, who uses 32RA and HRO. DJ is working VK and ZL on 80 meters at daybreak. QM, in Mayaguez, has a good 75-meter phone signal in San Juan using p.p. 61.6s. MV reported to his XYL daily via ham radio while visiting hams around the Island. IY is putting up 20-meter ground plane. VP3YG QSOed DJ, KD, RC, UW, DV, and CB on the AREC 3559-kc. Net. AREC Nets meet on 3559 kc. Mon at 2400 GMT, 3925 kc. Wed. at 2400 GMT. NY repaired the Signal Shifter. WR reports to the 3925-kc. Net from Aguadilla using Viking II and SX-71. HM blew 500-watt plate transformer but continues on 3925 kc. with TBS-50. PQ advises QRX for Ponce traffic at 12:30 p.m. and 6 p.m. daily on 3925 kc. ID and TZ handled Florida State Fair traffic from KG4AJ. Ex-OX3BFX, ex-HH3DM, now is W6EMN/KP4. WP4WF reports from the U. of Miami that he will be on 3735 kc. with an ARC5 looking for KP4 contacts. The Polytechnic Institute in San German recently organized the Polytechnic Amateur Radio Club. JM is organizing a DX-pedition to a small French West Indies Island on which there has never been a ham set. Traffic: KP4DV 4, ID 4, TZ 4.

(Continued on page 112)

24 HOUR
SERVICE ON ALL
STOCK ITEMS

Uncle Dave's Radio Shack

SUBSIDIARY OF
FORT ORANGE RADIO DISTRIBUTING COMPANY

24 HOUR
SERVICE ON ALL
STOCK ITEMS

Maytime

... time to think about mobile or fixed station equipment. Anything the ham needs is right here. And, hams, please try to keep your orders a minimum of \$5.00, to help our hard-working staff. Call Uncle Dave, W2APF if you have any problems.

VIKING MOBILE TRANSMITTER KIT



\$99.50

Amateur Net
Immediate Delivery

SUMMIT RC 1A



2 mtr. conv. with tubes and xtal.

SPECIAL while they last... **\$35.00** ea.

SONAR SRT 120 TRANSMITTERS

All bands 120 w. CW, 100 w. phone



Switches to all six bands, TVI suppressed, with 10 tubes.

SRT 120 Kit **\$159.50**

Wired and Tested at Factory, **\$198.50**

SRT 120P KIT **\$198.50**

Wired and Tested at Factory, **\$279.50**

Including Power Supply in Deluxe Case

VFO 120 **\$19.95**

Wired and Tested

New ELMAC TRANSMITTER AF-67 Trans-Citer

\$177.00

Net

ELMAC Demonstrators
Guaranteed Like New
A54 Transmitter **\$119.00**
A54-H Transmitter **129.00**

SPECIALS CLEARANCE

STANDOFF INSULATORS, low loss steatite, nickel plated base and top.
1/2" x 1 1/4" — 13c ea.; 10 for \$1.00
1/2" x 2 1/4" — 17c ea.; 10 for \$1.45
3/4" x 4 1/4" — 43c ea.; 10 for \$3.20
3/4" x 6 1/4" — 59c ea.; 10 for \$4.75
FEED THRU INSULATOR, ceramic.
For 1" hole, 41c ea.—10 for \$3.25
For 1 1/2" hole, 45c ea.—10 for 3.50
INSULATOR, cone type
1 1/4" high, 18c ea.—10 for \$1.50
3" high, 43c ea.—10 for 3.25

TUBES — standard brands
6AK5 61c ea.—4 for \$2.50
6C4 39c ea.—4 for 2.00
MINIATURE VARIABLE CONDENSERS
Screw driver adjustment.
25 mmfd.,... 25c ea.—5 for \$1.00
140 mmfd.,... 75c ea.—4 for 2.50
SOCKET, 7 pin min., mica filled, shield base 10 for \$1.00
SWITCH, phenolic sec., 2 d., 3 p., 3 pos., NS..... 29c ea.—4 for \$1.00

FOREIGN TRADE SOLICITED

CABLE SPECIALS

4 cond. rotor..... per 100' **\$2.50**
RG 59/U 6c ft..... per 100' **4.00**
RG 58/U 6c ft..... per 100' **4.00**
RG 8/U 14c ft..... per 100' **9.00**
Kilowatt twin lead, clear poly insulated. 12 ga. cond. 9c ft. 100' **5.00**

Extra Special DYNAMOTOR GN45B

6V In., 400 V 160 MA out. Complete with conversion dia. 3/8" m and brushes. Will go Parcel Post. **\$24.95**

872A surplus tubes ea. \$2.25
866A surplus tubes ea. .95c

Trade-ins TOP ALLOWANCE

Mobile Special

NEW SHIPMENT

Hand mike, single button carbon. Complete with cord and plug. Finest made.

\$2.50 Ea.

Post Paid
Dozen lots, \$25

ANTENNA ROTATOR SPECIAL

Will hold up to 200 lbs.

\$29.95

Complete with 100 ft. 4 Cond. Control Cable

Collins 32V-3 Transmitter



\$775

VFO Controlled, Bandswitching, Gangtuned. Covers 80, 40, 20, 15, 11 and 10 meters; 150 watts CW; 120 watts phone; entire RF section enclosed in metal shield. (In Stock)

COLLINS 75A-3 RECEIVER \$550

With Mechanical Filter and Speaker

PARTIAL LIST OF USED EQUIPMENT

Harvey Wells, TBS 50 D, Transmitter.....	\$ 75.00
Hallicrafters, SX 43, No speaker.....	145.00
Hallicrafters, S 51, New condition.....	99.95
Eldico, TR 75, Transmitter.....	50.00
Eldico, MB 40 L, Modulator.....	45.00
Millen, 90800, Exciter.....	20.00
Sonar, FM Exciter.....	50.00
Gonset Noise Clipper.....	5.00
Sonar, MB 61.....	25.00
Morrow, 3 BR-5, New condition.....	45.00
Micro-Match, MM-1.....	35.00
Web Transmitter, 10 Meters, 25 Watt.....	25.00
Police Alarm, FM Receiver, 30-50 Mc.....	49.50
Sonar, VFX 680.....	35.00
National, 5886, Power Supply, New condition.....	25.00
Meisner, 2 CW Transmitter, Wired and tested.....	18.75
Hammarlund, Comet Pro with speaker.....	50.00
Thordarson, 100 Watt, All Band transmitter.....	95.00
Hallicrafters, SX 42, Receiver.....	165.00
Harvey Wells, TBS 50, Transmitter.....	50.00
Collins, 32V3, Like new demonstrator. A real buy.....	695.00
Webster Chicago, Wire Recorder model 78.....	50.00
Wilcox Gay 78 RPM, Wireless Record Player	
Brand, spanking new.....	10.00
Hallicrafter, S40A.....	55.00

JOHNSON VIKING II



\$279.50

(In Stock)

Kit, complete with tubes — less crystal, key and mike.

Wired and Tested, **\$337.50**

GONSET COMMUNICATOR 2-Meter Transmitter Receiver

Model 3026 **\$209.50** Model 3025 **\$229.50**



Operates from either 115-Volt AC or 6-Volt DC source.

ATTENTION ALL HAMS!

A few choice items remain from our Sprinkler Break Sale. Write to Tiny Miller for a list, or let him know your needs. Savings are terrific!

Electric "HAM" Clock

Again by popular demand

24-Hour with GMT Indicator

\$11.95 Ea.

Regular \$15

ON-AIR LIGHTS

Use 6-Volt Pilot Lamp

5" x 2 1/2" x 1 1/4"

\$1.95 ea.

Fort Orange RADIO DISTRIBUTING COMPANY
904 BROADWAY, ALBANY, N. Y.
TELEPHONE ALBANY 5-1594

For **BALANCED** Tone at any Listening Level



**IRC HI-FI
VOLUME CONTROL
Type LC1**

You can have full range of the audio spectrum at any listening level with this IRC high fidelity volume control. It automatically boosts 'highs' and 'lows' as you decrease the volume. Continuous compensation gives you full depth of tone and clean brilliance even at whisper level.

This is a continuously variable Hi-Fi Control and should not be confused with tapped or stepped type loudness controls. Many quality audio sets now include this unit. You, or your serviceman, can quickly install one in your set by simply replacing your present volume control.

List price is \$9.95. Order from your IRC electronic parts distributor, or send coupon for literature.

Wherever the Circuit Says



**INTERNATIONAL
RESISTANCE CO.**

Dept. H, 401 N. Broad St., Phila., Pa.

Please send bulletin describing
Type LC1 Hi-Fi Volume Control.

Name

Address

City

State




SOUTHWESTERN DIVISION

LOS ANGELES — SCM, Howard C. Bellman, W6YVJ — SEC: QJW, Asst. SCM: William C. Cue, 6KWQ, RM for LSN; BHG, RM-at-large; GJP, PAM: PIB. Plans are under way for the April meeting of the Traffic Breakfast and for the June Home Show at the Pan-Pacific in which radio amateurs have been invited to take part. The Crescenta Valley RC meetings, held once a month at the La Canada Elementary School Cafeteria, provide a special event each time. Anyone interested in ham radio is invited to attend. KLR reports in and requests OO information. He runs a kw. final at 600 watts on 75, 40, and 20 meters, is the NCS for MTN, checks in ESN Sun., and is an EC. K6BWD has a new QTH. Ruby, WRT, reports Ronnie Eastman is KN6DRZ, 12 years old and the son of Lee, AWI, and Gladys, DXL. Two new YL operators are KN6BBM, Verderna of Wilmington, and KN6DPX, Shirley of Alhambra. Verderna's OM is WGA and Shirley's OM is POP. K6EA is back from the northern wilds and ready for some "hot" LSN traffic. BHG has it via QJW that the SBN members have been asked to check in LSN. USY sent in a couple of pictures of his XYL on a telephone pole making sure it is OK for the OM to install a 20-meter rotary. QGT, newly-appointed EC, says a total of 57 operated every Mon. night in February on 2 and 10 meters. Asst. ECs are RSV, AMU, IYA, DPJ, and SSB. K6DQE, secy.-treas. of Aerojet Radio Amateurs Club, K6CLZ, reports the new men in office are PQH, pres.; ZDI, vice-pres.; K6DQE, secy.-treas.; and ZXH, act. mgr. A TVI committee was formed. The club boasts 14 members with some members awaiting tickets and the rest include the officers and SDU, RYC, MCK, MOJ, WYF, CHZ, and JHZ. The AM c.w. team in the DX Test, with ADP, BXL, GFE, and JID, totaled 104,000 points. MBW, TRF, and USY received BRAT awards for the month of February. PMO, the Associated Radio Amateurs of Long Beach, tops the front of the *Ham Oscillator*, the club paper. The paper tells of a timely legal talk by EUV on telephone patches and mobile operating versus driving. QJW reports very few mistakes being made by license-plate people. 9AMF/6 is back with the West Valley group after 6 months in the East. BAY has a new jr. operator, Tim, NTN, Pasadena EC, and OBS, is "tickled" by receiving long-distance telephone calls and letters from code practice people on sending his 2200 PST, 3700 kc. 10 w.p.m. Official Bulletin transmissions. K6FA is ex-W9LS, ex-W0LS. YSK reminds us that the San Fernando Valley RC meets the 1st and 3rd Fri. at 8:00 p.m., at 12611 Vanowen St., North Hollywood. Traffic: (Feb.) W6LYG 753, MBW 253, FMG 189, JQB 184, BHG 175, KLR 173, K6BWD/6 115, W6CMN 75, USY 70, PZN 60, WPF 45, ISQ 43, TRF 42, HIF 27, NTN 25, NIE 18, KYV 11, AM 8. (Jan.) W6MBW 128, K6BWD 74, W6WPF 63, KLR 18, CMN 15. (Dec.) W6MBW 224

ARIZONA — SCM, Albert H. Steinbrecher, W7LVR — Asst. SCMs: Kenneth P. Cole, 7QZH; Dr. John A. Stewart, 7SX. SEC: OIF, PAM: KOY. Arizona 'Phone Net: Tue. and Thurs. 7 p.m. 3865 kc. Arizona C.W. Net: Tue. and Thurs. 8 p.m. 3515 kc. Arizona Novice Net: Tue. and Thurs. 6 p.m. 3704 kc. NOTICE: The Montezuma Well Hamfest will be held May 22nd and 23rd. All hams and their families are urged to attend. Watch for announcements on Arizona 'Phone Net and by IRX, OBS for Arizona, at 6:40 p.m. on 'Phone Net nights. A new club has been formed in Tucson, the Hughes Amateur Radio Club, with 20 charter members and TFQ as president. The OPRC had a bang-up TV demonstration by Red Robertson of Packard Bell Co. at its February meeting. NYT is mobile on all bands with a new Elmac and Vaaro Coil. NRM is on 40-meter c.w. with a new rig. Col. Cook, formerly 5OIZ of White Sands, N.M., now is 7HT at Fort Huachuca. RFE moved to San Manuel. 5BDB moved to Tucson. 9OGX moved to Phoenix. LBN moved to Tempe. NYN now is 75-meter 'phone. New General Class licenses: UBT, UNL, LZL has a new Viking. Please send in station activities reports and new calls issued within the State. Appointments for OBS and OO are open. Write your SCM for details. Traffic: W7QFQ 292, KOY 149, LVR 104, LAD 102, IRX 16, K7NRZ 7.

SAN DIEGO — SCM, Don Stansifer, W6LRU — Asst. SCMs: Tom Wells, 6HWU; Shelley Trotter, 6BAM; Dick Huddleston, 6DLN. SEC: VFT. ECs: K6DY, W6DEY, DLN, FJH, HFQ, HRI, IBS, KSI, KUU, QJH, WYA. KN6DVF and DVC are new Novices in the Dana Junior High Radio Club in San Diego. CRT, CHV, JMB, KJR, MCV, LRU, and K6EC were active on c.w. in the DX Test. IBS is new EC for the 2-meter AREC Net. KSI is EC for the South Bay unincorporated area. The Escondido High Radio Club has 6 new Novices, KN6DKR, DKS, DKT, DKU, and DPE. PYU has a new kw. on 75-meter 'phone. GDG has a 7-wave-length rhombic on 75 meters aimed at Japan. HMF has a new rig on 7 Mc. UGM is a new OBS in Imperial County and his schedule is Tue. at 2000 on 3840 kc. and at 2030 on 3640 kc. The San Diego gang misses ORD, who has been transferred. JMD is active on 20- and 40-meter c.w. with a new 200-watt rig. LRU got his tri-10-over-15 and 20-meter beams up in time for the contest with an assist from OAJ and CGQ. A successful joint Red Cross-AREC simulated emergency drill was held to test the AREC coordination. WNN has a potent 75-meter 'phone rig in his

(Continued on page 114)




"SURPRISE" Trade-Ins Help Make Both Ends Meet!

Keeping your eyes open for bargains, pays off in big savings. And a bargain is just what you get when you take advantage of our "Surprise" Trade-In Allowance on used communication equipment. So get your trade-in deal working today. Wire, write, phone or use the handy coupon below.

MOBILE GEAR



**ELMAC AF-67
TRANS-CITER.**
Net \$177.00



ELMAC MOBILE RECEIVER.
Dual conversion, 10 tubes.

Model PMR-6A For 6 volts Net \$134.50
Model PMR-12A For 12 volts Net \$134.50

ELMAC PS-2V. 115 VAC power supply
for AF-67. Net \$49.50

**MORROW 5BR Five Band
Converter.** Net \$74.95

GONSET "Super 6" Converter.
Net \$52.50

GONSET Super-Ceiver.
Net \$119.50

**HARVEY WELLS BANDMASTER
TRANSMITTERS**

Model TBS-50C Net \$111.50
Model TBS-50D Net \$137.50

CARTER GENEMOTORS.
Furnish "B" power for
mobile transmitters.


Model 450 AS. 6 VDC input.
400 VDC at 250 MA output.
Net \$49.25

Model 520 AS. 6 VDC input.
500 VDC at 200 MA output.
Net \$49.25

12 VDC Models also available
at slight additional cost.

**NEW NATIONAL
NC-98**

Covers 550 KC to 40
MC. 9 tubes. Lowest
priced receiver having
crystal filter. Less
speaker. Net \$149.95



HALLICRAFTERS SX-88
Dual conversion, high
selectivity. Less speaker.
Net \$595.00

All prices f. o. b. St. Louis • Phone CHestnut 1-1125

Walter Ashe
RADIO CO.
1125 PINE ST. • ST. LOUIS 1, MO.

--- FREE CATALOG! Send for your copy today. ---

WALTER ASHE RADIO COMPANY
1125 Pine Street, St. Louis 1, Missouri

Q-5-54

Rush "Surprise" Trade-In offer on my _____

for _____
(show make and model number of new equipment desired)

Send new FREE 1954 Catalog.

Name _____


Address _____

City _____ Zone _____ State _____

Jennings

RADIO

VACUUM ELECTRONIC COMPONENTS



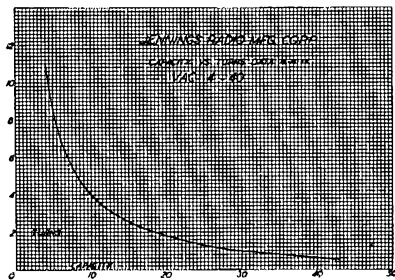
Type VAC 4 to 40 MMFD. Non-linear Vacuum Variable Capacitor.

A New VACUUM VARIABLE CAPACITOR DESIGNED AND PRICED FOR SERVICE IN THE AMATEUR FIELD

Capacity Range 4 to 40 MMFD. It is 5" long and 2 5/8" in diameter. A 1/4" shaft is provided for easy dial mounting. Its conservative rating of 42 amperes RMS at 10 KV peak is more than adequate for amateur stations.

Amateur Net Price—Ea. . . . **47.60**

See your dealer or write us direct!



JENNINGS RADIO MFG. CORP. - P.O. BOX 1278
970 McLAUGHLIN AVE. - SAN JOSE 8, CALIF.

car. A Viking II with VFO has been installed at Red Cross Headquarters by the AREC with receivers and associated equipment, giving the AREC a central location, with emergency power and all-band coverage. Thanks to the many who made this project a success. The AREC welcomes the 2-meter group into its organization, making three active nets, 2, 10, and 75 meters. WLQ is active again on 20-meter c.w. after moving. BLZ is experimenting with s.s.b. and is getting on 2 meters. The San Diego DX Club again is active, and is currently meeting each month at a member's home. Discussions are held regarding DX conditions, QSLs, and the like. Traffic: W6IAB 2397, ELQ 865, IZG 606, QJH 540, BKZ 38, FCT 14, ORD 1.

SANTA BARBARA — SCM, Vincent J. Haggerty, W6IOX — FYW reports considerable 2-meter activity in the northern part of the section. YCF was a visitor at the February meeting of the Santa Barbara Amateur Radio Club. BCX was guest speaker at the February meeting of the SBARC and demonstrated new communications gear in addition to giving his audience a scoop on a "hot" antenna for 7 Mc. NCT was first to obtain auto call plates in Santa Barbara. Congratulations to KN6ATX on the development of *Key-Klix*, the monthly bulletin of SBARC. Traffic: K6NBI 79, W6YCF 33, FYW 4.

WEST GULF DIVISION

NORTHERN TEXAS — SCM, T. Bruce Craig, W5JQD — SEC: RRM, PAM: IWQ, RMs: PCN, QHI. RRM's report to the ECs should certainly encourage them to get in their Form 5s. SFA reports the North Texas Emergency Net had a "Hamboree," explaining that the word was a coinage for letting the Boy Scouts visit by radio on their net after their regular Sunday morning roll call. Publicity was good, too. The Dallas Amateur Radio Club station received QSLs from Argentina and from an SWL in Poland. The East Texas Amateur Radio Club reports new officers are VWH, pres.; AQC, vice-pres.; WIJ, secy.; and OIS, relected as treas. The annual ETARC Hamfest was announced for April 25th at Longview. PYO, KJB, LZV, RHC, WQZ, JQN, PGG, AFR, AFW, AFY, and WIJ participated in a March of Dimes Telethon over the Longview TV station. Thanks to WIJ for reporting. The South Plains Amateur Radio Club at Lubbock announces officers are AUJ, pres.; NGX, vice-pres.; and ZJP, secy.-treas. BVG, at Waco, wants to know why we do not have a DX contest for power under 100 watts. EGX is on active duty as chief radioman at the Naval Reserve Training Center at Abilene. New ECs are YXR at Waxachie and YJA at Electra. AWT reports from Fort Worth now. Traffic: (Feb.) W5PAK 159, UVC 130, UBW 115, WFP 74, VHF 65, KPB 62, GER 60, ASA 55, RRM 28, HBD 22, AHC 14, RDG 14, AWT 12, SFA 4, ROH 2. (Jan.) W5RRM 40, RDG 10.

OKLAHOMA — SCM, Dr. Will G. Crandall, W5RST — Asst. SCM: Ewing Canady, 5GIQ, SEC: CKQ, RM: MQI, resigned. PAMs: SVB and ROZ. The Lawton-Ft. Sill Hamfest had amateurs from 27 cities. The Tulsa Amateur Radio Club has scheduled a picnic to be held at Mohawk Park on June 6th. Further details may be obtained from any Tulsa amateur. The North Fork Amateur Radio Club will hold a hamfest at Quartz Mt. State Park June 12-13. Prizes amount to more than \$500; preregistration is \$1.50, late \$2.00. PGN has struck OIL, 9VUF, ex-5MQK, is back in Guthrie, JBX, DXJ, and MQV are back on the air with new rigs. CKQ, our SEC, is off the air until the new 813 rig is completed. YJ, club station at A. & M., now is reactivated and the Club is working on the kw. rig. GVV, ex-SCM, now is State Director Army MARS. Interest and applications around the State are increasing rapidly. The Oklahoma City Caravan Club has changed frequency to the low portion of the 75-meter band. Tulsa and Comanche County ARECs are having good attendance at the Sunday P.M. roll call. WZV is new EC for Comanche County. MFX is new EC for Garfield County. Your new SCM still is a little confused but grateful for prompt traffic reports and news items. As you all know, a conscientious SCM like GVV is a very hard man to follow, so please bear with me. Traffic: W5ORH 175, SWJ 136, YZB 134, ROZ 62, RST 53, MRK 52, ADC 42, MFX 39, VEP 38, PML 35, KY 33, YQO 33, TNW 30, SVR 25, WSQ 24, GVV 17, MQI 16, GIQ 6, PNG 5, WTA 4.


SOUTHERN TEXAS — SCM, Dr. Charles Fermaglich, W5FJF — KSW is in Methodist Hospital in Houston and he has Doc's portable transmitter and receiver. Keith monitors 3855 kc. and works the mobiles. Congrats to the Marings on the birth of Keith jr. on Jan 15th. Keith is active in TSGRC and operates s.s.b. MN still makes BPL every month. The San Antonio gang is going strong. Bob Wilson hid a transmitter and LVE was the first to locate it, while HHO was second. The HARC had a hot-dog supper at Grand Prize Brewery recently and there was a large turnout. Eighteen new members were accepted into membership. ULN was presented with OO, OBS, ORS, and Asst. SEC certificates at a recent banquet of the Galveston County ARC in Galveston. There was a large turnout of swell fellows and JHW gave a program on the measurement of Q in antenna loading coils. FJF gave a talk on Ionic oscillators at a recent HARC meeting. BGR is active on 75-meter mobile. JRV still is active with code practice.

(Continued on page 116)

BUSY? LITTLE TIME FOR HAMMING?

GO MOBILE!

. . . . AND MAKE GOOD QSO USE OF YOUR DRIVING HOURS!



BRAND NEW!
SONAR MB-611
TRANSMITTERS

Small compact transmitters for mobile or fixed operation. Crystal controlled on 10-11 meters. Easily modified

to include 20 meter band (instructions supplied). 2E26 final (not a doubler!) puts up to 22.5 watts into the antenna. Pi network matches 30-600 ohms. Tuning eye resonance indicator. Uses 7 Mcs. crystals. Built in antenna and receiver control relay. Requires 250-600 volts at 100 ma. NBFM phase modulated with adjustable deviation. Modification instructions for AM also included. complete with 7 tubes, mounting plate and instruction manuals. (quantity limited)

Regular price **\$72.45** SPECIAL **\$39.95**

(\$34.95 if purchased with package offer below!)

THE HARRISON ECONOMY PACKAGE

- | | |
|----------------------------------------------|---------|
| TRANSMITTER | |
| Sonar MB-611 (see above) | \$72.45 |
| CONVERTER | |
| Gonset 3-30. Covers 3 to 30 Megacycles. | \$44.75 |
| POWER SUPPLY | |
| Sonar V-32 power supply 6 VDC. | \$27.00 |
| ANTENNA & MOUNT | |
| For 10 meters | \$7.92 |
| ACCESSORIES | |
| Gonset noise clipper | \$9.25 |
| E-V carbon mike | 9.90 |
| Mike plug to fit transmitter | 1.17 |
| Coax cable, 10 ft. RG-58-U | .80 |
| 2 coax connectors | 1.92 |
| 10 ft. battery cable | 1.80 |
| Crystal, 7 mcs. range | 2.95 |

10 METER PACKAGE TOTAL \$179.91

YOU SAVE ... \$37.50

SPECIAL PACKAGE OFFER ! ----- **\$142.41**

• (For 20 meters add\$15.88)

Idle time "at the wheel" is the perfect time for the busy man to do his hamming.

New, compact equipment, VFO and simplified all-band operation gives you plenty of pleasurable QSO's — no matter where or when! Big station performance in a package that can be used in both the car AND in the shack!

Let me help you get the right equipment, and all the little things needed to complete a top performing installation!

73, Bil

WZVA

THE HARRISON DELUXE PACKAGE

TRANSMITTER

Elmac AF-67, all bands, 10 thru 75 meters. Crystal or VFO\$177.00

RECEIVER

Elmac PMR6-A 10 tube dual conversion receiver with built-in noise limiter. Covers 10 thru 160 AND broadcast band\$134.50

POWER SUPPLIES

Special dynamotor power supply for transmitter (6 VDC)\$ 66.50
 Elmac PSR-6 power supply for receiver (6 VDC) 24.50

ANTENNA & MOUNT

Webster "Band Spanner" with telescopic tuning top section\$ 29.50
 Master Mobile 132-XSSC deluxe body mount with heavy duty stainless steel spring 14.95

ACCESSORIES

Shure 505C reluctance mike with press-to-talk switch\$ 17.70
 Mike plug to fit transmitter 1.17
 Coax cable, 20 ft. RG-58-U 1.60
 5 coax connectors 4.80
 Coax relay for antenna switching .. 9.40
 Battery cable, 20 ft. heavy duty .. 3.60

COMPLETE DELUXE PACKAGE **\$485.22**

NOTHING BUT THE BEST!

BUY NOW -

• USE NOW - PAY LATER!

Easy terms to suit your budget! as little as 10% down, spread the rest over a full year. Order now—and tell me what terms you would like.


73 Bil


HARRISON RADIO CORP

226 Greenwich St. • N. Y. 7, N. Y

BArclay 7-7777

JAMAICA STORE: Hillside Ave. at 145th St.





Modernize with

TRIPLET

meters

A Size, Type, and Style for Every Installation

Your instrumentation is strictly modern in design and construction with Triplet Meters. You can have sizes 2" to 7" in a wide variety of case shapes and mounting arrangements, A.C., D.C., R.F., Rectifier or Dynamometer. Molded and metal cases, rear illumination, and other special features are available. For precision and economy virtually every meter part is made in Triplet plants under rigid humidity and dust control. Every meter represents the refinements gained in half a century of meter experience. Keep your panels up-to-the-minute with Triplet Meters—famous the world over for quality, accuracy, and dependability.

TRIPLET

TRIPLET ELECTRICAL INSTRUMENT COMPANY · BLUFFTON, OHIO, U.S.A.

ULN is on 15 meters mostly. VUS is looking for 811s. WXJ needs Nevada, South Dakota, and Delaware for WAS. WN5BPF has worked 38 states and VE and XE on 40 meters. WN5BPF has been giving code lessons to his girl friend. YBL has a new VFO and a power supply for an 813. He plans to go on 20-meter c.w. He has worked WAS and TIS, OP4, KJ6, VE, XE, and CO on 80 meters. The STEN will hold its annual convention in Kerrville May 29th and 30th. QDX is chairman. Contact him for further details. GEM is in charge of prizes. FNI is registration chairman. VIU and DSH are in charge of entertainment. OWS is program chairman and Juanita. XYL of DXD, is in charge of the ladies' program. The Bayline ARC is holding code and theory classes at the radar station in La Porte. For details contact GL8 or UUK. URU has a new mobile and an PB antenna loading coil. Traffic: W5MN 1339.

NEW MEXICO — SCM, G. Merton Sayre, W5ZU — SEC: MYI, PAM; BIW, V.H.F. PAM; FPB, RM; NKG. On Feb. 21st amateurs assisted at the Ruidoso Sports Car Races by effecting liaison between flagmen posted around the track. Communications were highly successful with two networks using 3838 and 29,600 kc. in mobiles. The following attended: BAG, BFB, BFU, BIH, BIK, BIW, BRX, BXP, BZA, BZB, CGE, CHR, CXC, DRA, FVY, MVL, NEH, PCC, QIR, RFJ, RFK, SUG, TBP, TDB, WIV, WPA, WVA, YFN, YHP, YWG, and ZU. FPB has been in the hospital as the result of a car accident. ONK was Mort's roommate for a few days. AKR is operating from Sandia Crest on 7042 kc. We expect an antenna farm at RFF's since he acquired more land near home. NSJ has completed the 832-A transmitter which he plans on making mobile. NSJ has worked FAG and WQS and now they are on each night at 8 on 431.6 Mc. A 4X150-A transmitter for 430 Mc. is the present task of NSJ. An active campaign was waged to get as many amateurs as possible to write FCC re the proposed fee for ham licenses. The New Mexico State Ham Picnic will be held near Silver City, probably June 5-6. For particulars, see *CQ NM* or listen to the Breakfast Club on 3838 kc. Traffic: K5FEF 627, WSP 86, W5HJF 29, K5FAB 22, W5BIH 18, BIW 15, LLG 15, WPA 14, BZA 11, ZU 10, ZUV 10, ZSL 9, RFJ 8, JZT 7, UAR 7, WBC 6, GEM 4, TBP 4, PSP 2.

CANADIAN DIVISION

MARITIME — SCM, Douglas C. Johnson, VE10M — DQ resigned as SCM after putting in over 25 years continuous service, an all-time record for that post in ARRL history. The HARC presented Art and his XYL with an engraved silver tray at a recent get-together to honor him. We regret the passing of HI. A former SCM, he was one of the early pioneers in amateur radio and commercial broadcasting in Canada and was the founder of CFCY in Charlottetown. In his memory the hams of that City have formed the Keith Rogers Memorial Radio Club with the following officers: BZ, pres.; GR, vice-pres.; IA, secy-treas. ZZ, EK, and RR were active in the DX Contest. Newcomers to phone are VB, ZR, and ADA. Recent additions to the Halifax Area are RN, GL, WX, and VX. Hams in the Saint John Area are getting the TV bug with the appearance of CHSJ-TV, the first TV station in VE1. Now that TV is here our rigs should be cleaned up and cured of spurious emissions. I refer you to the many articles on TVI suppression in *QST*, and Phil Rand's editions of "Television Interference." Don't forget to have appointment certificates endorsed when they become due. Traffic: VE1FQ 126, OC 65, QM 31, ZM 21, OM 5, DB 3.

ONTARIO — SCM, G. Eric Farquhar, VE3IA — The forming of a v.h.f. club of Hamilton way is in the making. Those interested are invited to get in touch with EAB, secretary of the Mohawk Amateur Radio Society. AVS still is plugging away at improving the keying system. VD is completing a new rig. AOE now is break-in. VZ awaits improved weather conditions to get an outdoor antenna up. BSW is building an audio amplifier for discs. DHG edits the fine bulletin of the West Side Radio Club, Toronto. This Club meets on 2nd Fri. at Swansea Council Chambers and invites visitors. DLS, DRD, DPQ, DNE, DQX, NG, all members of the Forest Hills Amateur Radio Club, which is strictly for ragchewing, are heard nightly on 3735 kc. at 1900 EST. CAB is a new OES. The Gateway Amateur Radio Club of North Bay announces another bang-up hamfest will be held July 1-2-3. The February meeting of the Ottawa Club was one of general discussion on TVI, ragchewing, and interesting movies. To DU, of London, we extend sincere congratulations on being the holder of Official Relay Station continuously for twenty years. He is heard daily on OSN on 3535 kc. Appointees are reminded that annual endorsement is required on all certificates. Representing the Canadian Marconi Company, Mr. Harry Buchanan recently presented the Hamilton Amateur Radio Club, for the second year in succession, with the Field Day trophy for being top scorer in the Canadian Division. With regret we report the passing of two friends of ham radio, Jim Hurst, radio inspector for Northbay Area, and Colonel A. R. St. Louis, a guest speaker at the Ottawa Radio Club on various occasions. Traffic: VE3ATR 223, BUR 154, AJR 127, NG 87, NO 63, EAM 54, GI 42, DQX 27, CDG 25, IA 20, AOE 15, AUU 6, AVS 1, SG 1.

(Continued on page 118)



Leo I. Meyerson, WØGFQ
C.U. on 10-20-40 & 75 Meters

Pay Only 10% Cash Down 18 Months to Pay on Major Equipment

Now it is easier than ever to buy from WRL. Pay as little as 10% down and the balance in 18 months. No red tape — we handle our own financing. We will give you a generous trade-in allowance on your present equipment. We have over 600 reconditioned used items — with new factory guarantee. Send for free list. You will profit most when you deal with WRL — THE WORLD'S MOST PERSONALIZED RADIO SUPPLY HOUSE and "LARGEST DISTRIBUTOR OF AMATEUR RADIO TRANSMITTING EQUIPMENT."

Use WRL's EASY PAY PLAN
10% Cash Down • 18 Months to Pay



"The GLOBE KING XMTR is tops on the Ham Bands"

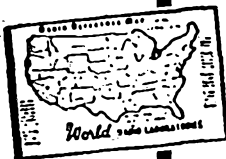
Dear Leo:

I want to tell you how much I have enjoyed my Globe King ever since I purchased it. It has been on ten and seventy-five and reports on audio quality are all excellent. You are to be congratulated on the excellent workmanship in constructing The Globe King. In my estimation, The Globe King Xmtmr is tops on the Ham bands.
Sincerely yours, 73
Leonard H. Syriac WJSYX

NEW TVI MODEL 400 C
GLOBE KING XMTR
TVI SCREENED CABINET NOW
STANDARD EQUIPMENT

\$28⁰⁷ PER
MONTH
(18 Months)

\$51.50 (\$495.00 Kit Form) (\$515.00 Wired)
(Cash Down)



RADIO
REFERENCE MAP

25¢
HANDY
WALL
SIZE

FREE



WORLD RADIO LABORATORIES
3415-27 W. Broadway
Council Bluffs, Iowa

Q-3

Please send me:

- New Log Book 25¢
 Free Catalog
 Radio Map 25¢

- Globe Scout Info
 Globe King Info
 Globe Champion Info
 Used Equipment List

Name _____

Address _____

City _____ State _____

WRITE FOR DETAILED EQUIPMENT SPECIFICATION SHEETS



**World Radio
LABORATORIES**



WRITE - WIRE - PHONE 2-0277 COUNCIL BLUFFS, IOWA


MALLARD Hi-Q BASE LOADING COILS are back at HARVEY

For all 20, 40, and
75 METER WHIPS

Hi-Q 20 Coil.....\$8.95

Hi-Q 40 Coil..... 7.95

Hi-Q 75 Coil..... 7.95



Easy to install and adjust, these coils are sturdily built and withstand the rough usage of mobile operation. They are completely weather-proofed, and maintain their high Q under all conditions. Are provided with 3/8-24 threads for all standard mounts and whips.

... and Now the New MALLARD BFO-1

Oscillates on two frequencies: 262kc or 455kc. Both are variable, and permit CW and single side-band signal reception on mobile units. Also suitable for fixed location receivers with v.f.o. not sufficiently stable for single side-band reception. Requires no connection to receiver. Output provides high injection voltage which radiates several feet, from the unit to the receiver, with absolute stability. Employs one 6C4 with low current consumption permitting power to be drawn from converter supply. Dimensions: 4 x 1 1/2 x 2".

Complete with tube.....\$10.95

Prices Net, F.O.B., N.Y.C.
Subject to change without notice



HARVEY

RADIO COMPANY, INC.


103 W. 43rd St., New York 36, N. Y. • JU 2-1500

EASY TO LEARN CODE

It is easy and pleasant to learn or increase speed the modern way — with an Instructograph Code Teacher. Excellent for the beginner or advanced student. A quick, practical and dependable method. Available tapes from beginner's alphabet to typical messages on all subjects. Speed range 5 to 40 WPM. Always ready, no QRM, beats having someone send to you.

ENDORSED BY THOUSANDS!

The Instructograph Code Teacher literally takes the place of an operator-instructor and enables anyone to learn and master code without further assistance. Thousands of successful operators have "acquired the code" with the Instructograph System. Write today for full particulars and convenient rental plans.



INSTRUCTOGRAPH COMPANY

4709 SHERIDAN ROAD, CHICAGO 40, ILLINOIS

118

QUEBEC — SCM, Gordon A. Lynn, VE2GL — It is with deep regret that we record the sudden passing of VE2FP, ex-ACM, on Feb. 16th. The sympathy of the entire gang is extended to the bereaved. BR has been named Radio Officer of the Civil Defense Organization, Montreal Metropolitan Area. KS has returned to the air with 15 watts on 40 meters with indoor antenna. APP, KJ, ACM, AEM, and EC maintain twice-daily skeds on 80-meter c.w. AON is very active in the Quebec Phone Net. ATZ has returned from a four-month visit to Europe where he met several hams. CA reports conditions rather poor during the month, with a let-up in traffic handling. UM has been transferred to VO6-Land, where he hopes to be on the air. PQN continues to meet nightly, with DR, ATQ, BB, LM, GK, and LO being the most regular. Traffic: VE2DR 182, LM 40, EC 34, BB 22, CA 20, GL 17, LO 10, ATQ 5, GK 4.

ALBERTA — SCM, Sydney T. Jones, VE6MJ — I am pleased to confirm my reelection as your SCM and as in the past will continue to do all I can for amateur radio and ARRL. Please keep me advised of your activities by the seventh of each month so that these reports to QST may be interesting to all readers. YZ has a new receiver for 14 Mc. and will be hunting DX. YT and KA have Class "A" and are heard regularly on 3.8-Mc. phone. We are sorry to report EA's XYL has been confined to the hospital. A speedy recovery, Mary. HM and NX are keeping regular skeds with the Polar Net. MJ has his antenna up again after replacing all ropes. MD has taken up residence in Edmonton and should be heard real soon. IZ has a new antenna-tuning unit on the roof. Traffic: VE6HM 100, OD 16, MJ 5, YZ 3.

BRITISH COLUMBIA — SCM, Peter McIntyre, VE7JT — SEC: DH. Thanks to DH, FS, QC, and AV for sending in their reports. It is amazing how many have broken arms or the like when it comes to the end of the month or are just not interested enough to mail in an activity card. AV reports mobile activity on 75 and 2 meters and that local c.w. QRM keeps him from qualifying in the Frequency Measuring Tests. If the "W" boys can clear the WIAW frequency at the times the tests come on I wonder why the VE7s cannot do likewise. The BCARA had an "Open Forum" on March 3rd which was very well attended. 5GA/7I is going full blast from Sydney. Welcome to VE7-Land, Bill. From Nanaimo we hear that ALL and JI are going all out on 2 meters, ALY has left for parts uncivilized, AHH still likes the bug, and BF has "gone fishing" from ham radio. DH is just listening, SH's door frame antenna is working, directional by opening and closing the door. AQB is debugging the rig. US is on single side-band with a good-sounding signal but he is not satisfied with it. ACC now is on 75-meter phone. With new mail routing and mailman on our district I'm having trouble with my mail. Several letters have gone astray as well as cards, so if I owe anyone a letter bear with me. Maybe the other two McIntyres who live on the route will forward the stray mail to me. Traffic: VE7QC 34, DH 32, FS 2.

MANITOBA — SCM, Leonard E. Cuff, VE4LC — KG was a recent visitor to Winnipeg on a business convention. He reports putting up a new antenna for 20 meters. HL recently purchased an automobile and hopes to operate mobile this summer. ML and IF are building 20-meter beams. IB, with the help of DE, put up a new 75-meter antenna. DE soon will be back in VE7-Land. QI is busy building a single sideband rig and if the quality of the workmanship is any indication it should be the best in this district. ER also may be heard occasionally on s.s.b. MA has been working on a new broadcast station in VE6-Land but now is back in Winnipeg. EF is a new one heard on mobile. DJ recently was in Kingston, Ont., for a two-month course. DN has been transferred to Petawawa in the VE3 district. Good luck in your new QTH. OM. HT has retired from the money-making business of farming and now is an operator for the RCMP at Brandon. BL has been transferred to Fort Smith, N.W.T. in the VE8 district. We'll be looking for you from the Far North, OM. Traffic: VE4AZ 8, JM 6.

SASKATCHEWAN — SCM, Harold R. Horn, VE5HR — Don't forget the hamfest to be held at Moose Jaw May 24th. The MJARC has a good program lined up and wants to see you there. If you cannot attend, get your membership and maybe win a television set. GX and GQ were visitors to Saskatoon. EO is working on his phone ticket. AT received his WAC certificate. LM and JO have new mobile rigs and put out nice signals. AE has a new signal too, a new son. Congratulations. Ex-4HR now is 5BC at Sutherland. JK says conditions on v.h.f. have been very poor. EH is rebuilding with a 6146 final. Traffic: VE5CI 25, DS 21, CW 13, RE 12, HR 10, LE 6, DH 5.

Strays

W6IUZ, on the air since 1930, has retired as assistant general manager of Eitel-McCullough (Eimac) after thirteen years of service.

HARVEY HAS THE MOST COMPLETE STOCK OF MOBILE GEAR

The New GONSET COMMUNICATOR II

Built-in Adjustable Squelch and Ear-Phone Jack

An improved model of the popular Communicator, 2-meter station. Cabinet modified to include ventilating screens. Ideal for CD work because of squelch and automatic speaker muting when phones are plugged in. Has receiver dial light, on/off switch and built-in speaker, noise limiter and 19" whip. Takes crystal or carbon mike. Crystal control.



Complete with tubes (less crystal and mike).....**\$229.50**


New Mobile Receiver GONSET SUPER-CEIVER

Uses any converter as a tuning head. Employs crystal-controlled first IF and dual conversion to 265 kc. Adjustable-pitch BFO; AF, RF and AVC controls; built-in noise clipper and squelch; built-in PM speaker. Furnished with convertible (dual) 6-12 volt pack and tubes.

less converter **\$119.50**

GONSET "SUPER 6"

Six Band Amateur Converter



A compact converter covering 10, 11, 15, 20, 40, and 75 meter phone bands. Also covers 6 mc. (49 meter) and 15 mc. (19 meter) short wave broadcast bands. Uses 6CB6 low noise rf stage, with panel control antenna trimmer, 6AT6 triode mixer, 6C4 modified Clapp oscillator, and 6BH6 IF stage.

Complete with Tubes.....**\$52.50**

MORROW CONVERTERS Series 5BR

These converters tune the 75, 40, 20, 15, and 10 meter bands. Available in 3 models as listed below.

5BR-1 with built-in noise limiter...**\$74.95**

5BR1N-1 less noise limiter..... **69.95**

5BRF designed for FTR receiver..... **67.95**


MORROW RECEIVER Model FTR

A fixed tuned receiver of excellent selectivity and stability. Features the new Morrow noise balanced squelch circuit.


Complete with power supply.....**\$128.40**

The NEW NATIONAL NC-98 RECEIVER

An outstanding, sensitive receiver of advanced circuitry. Covers from 550 kc to 40 mc. Special features include: Crystal Filter . . . 'S' Meter . . . Accessory Socket . . . Calibrated Electrical Bandsread on either Amateur or SWL Bands . . . 1 RF Stage . . . 2 IF Stages . . . Slide Rule Dials . . . Antenna Trimmer . . . Noise Limiter . . . Provision for Narrow Band Adapter . . . Separate HF oscillator.



Complete with Tubes and built-in Power Supply (less speaker).....**\$149.95**
Speaker in matching cabinet..... **11.00**



The New 1954

SONAR SRT-120 Mobile-Fixed Transmitter

Retains all the outstanding features of the earlier model SRT-120 plus the following new features:

- Improved RF Circuitry
- Illuminated Meter
- Heavier Gauge Steel Cabinet
- New Antenna-Loading Circuit for Better Matching on All Bands
- 1/8 inch Aluminum Front Panel
- Perforated Cabinet Top for Improved Ventilation.

Complete Kit with Tubes.....**\$159.50**

Factory Wired and Tested.....**198.50**

External VFO Head..... **19.95**

ELMAC Model AF-67 TRANS-CITER

A combination exciter, speech amplifier, VFO, driver, and low powered transmitter. Suitable for mobile or fixed-location operation. Covers 7 amateur bands: 160 through 10 meters. Single control band-switches all stages simultaneously. Built-in VFO. Untuned crystal oscillator uses any crystal with fundamental or harmonic at desired frequency. Operates AM, NBFM, or CW. Has coaxial output connector with Universal Pi Matching network. Has provision for 40 watts of audio at 500 ohms. Meters grid and plate circuits. Can be used from 6 or 12 volt AC-DC source. For maximum flexibility, requires high voltage supply: 500 volts @ 170 ma, and 225 volts @ 60 ma. Input 60 watts.



Complete with tubes and 15-prong power connector..... **\$177.00**

WEBSTER 'Band Spanner' ANTENNA



Operates on 75, 40, 20, 15, 11, and 10 meters without external taps, projections or coils. Band is changed by raising or lowering top whip to precalibrated setting. This adjusts inductor to exact antenna resonance required. Minimizes loading problems.....**\$29.50**

MASTER Mobile Antenna and Coils

Operates as 10 meter antenna when used without coils. When used with coils permits operation on all bands. Two sections come apart easily for inserting and changing loading coil. Each coil is pretuned. Extremely high Q.

Antenna (less coil).....**\$6.86**

75 meter coil..... **6.81**


40 meter coil..... **6.81**

20 meter coil..... **6.81**



JOHNSON VIKING Mobile Transmitter Kit

A low cost, efficient rig in kit form, ready for quick and easy assembly. 30 watts input at 300 volts... up to 60 watts, at 600 volts. 100% modulated...three stages, 807 output...75, 20, and 10 meters with provision for additional band... crystal control. Other features include: band-switching, gang-tuning, RF fixed bias supply, and metered stages.....**\$99.50**



VIKING Mobile VFO

Designed especially for mobile operation. Has easy to read edge-lit dial. Is accurately calibrated for 5 bands. Dimensions: 4 x 4 1/4 x 5". Power requirements: 250 to 300 volts DC at 20ma, and 6.3 volts at .45 amperes.

Complete kit (less tubes).....**\$29.45**

Factory wired (less tubes)..... **44.95**

**Anywhere in The World
ORDER BY MAIL
DIRECT FROM HARVEY**

NOTE: Prices Net, F.O.B., N. Y. C.
Subject to change without notice

WE'RE GENEROUS ON TRADE-INS!

What've you got to trade on this fine equipment? Because of our big outlet in the New York market, we can make you a generous allowance. Send full description.




Harvey RADIO CO., INC.

103 W. 43rd St., New York 36, N. Y. • JUdson 2-1500

NEW MOTOROLA

Home Unit Monitor Receiver



Now available—the new Motorola Monitor or Alert Receiver, for operation in the 25-50 mc. and 152-174 mc. ranges. Optional selective signaling, emergency 6 VDC power supply, and red-yellow-blue-white light alert cabinet attachments. Ideal for amateur, as well as public safety, civilian defense, industrial and commercial radio systems.

For further information write to:

Motorola[®]

Communications & Electronics, Inc.

Amateur Sales Dept.—QST-5

1327 W. Washington Blvd., Chicago 7, Illinois

Attention: Harry Harrison, W9LLX, Tel. TAYlor 9-2200 — Ext.161

CREI

... Shortest distance between AMATEUR to well-paid PROFESSIONAL

Turn your amateur experience into a high-paying position in Radio-Electronics-TV. A CREI Home Study course enables you to study at home, at your own speed, under close, personalized supervision by a faculty of experts. This is the same program we conduct for RCA-Victor Div., United Air Lines and many other leading firms. Since 1927, CREI training has produced thousands of CREI students and graduates now employed in industry.

Send today for valuable free booklet, "Your Future in the New World of Electronics." It describes the industry's future and possibly yours as well! When writing, check field of interest:

- Practical Radio Engineering
- Broadcast Radio Engineering (AM, FM, TV)
- Practical Television Engineering
- TV, FM, & Advanced AM Servicing
- Aeronautical Radio Engineering

CAPITOL RADIO ENGINEERING INSTITUTE

Founded 1927—An accredited technical school

Dept. 165A—3224 16th St., N.W.—Washington 10, D. C.

220-Mc. Amplifier

(Continued from page 20)

on the plates, with no more than 100 ma. plate current.

Typical operation, with the exciter output stage at 250 volts on the plates and running 12 watts input, is shown below:

Final Plate Voltage	Screen Voltage	Screen Current	Grid Current	Plate Current	Power Output
500 v.	285 v.	13 ma.	1.7 ma.	100 ma.	25-30 watts
400	220	11	1.7	85	15-20
300	200	8	1.8	60	10

The grid-current values are for operation with plate voltage applied and under load. With the plate voltage off the grid current should be higher. If the grid current rises when plate voltage is applied, check the setting of the screen trimmer again, as this indicates regeneration.

Figures in the first line in the above table exceed the recommended maximum ratings for the tube, while the 400-volt conditions are well on the safe side. As a few watts one way or the other will make very little difference in the range of operation, there is no point whatever in pushing the tube beyond its conservative ratings. Doubling the power makes only a small impression at the receiving end, yet an extra 10 watts input can make a considerable difference in your tube's life expectancy. Take it easy!

In operating the amplifier with modulation, the modulated d.c. voltage is applied to both screen and plate, the former through the dropping resistor. In coupling to an antenna, instead of to the lamp load, the setting of the coupling loop, L_3 , may be somewhat different. The best method of adjusting this is to use a field-strength meter to check the power radiated by the antenna system. A simple meter for this purpose was described in *QST* for December, 1953.² Recheck the setting of the plate condenser each time the position of the coupling loop is altered.

To use the amplifier with an 832A, the layout and dimensions may be left the same as given for the 6252, but a movable shorting bar should be placed on the plate line. This can be a strip of copper crimped around the line at the bottom end. Slide it up the line until the plate tuning condenser will tune through resonance. In the original model, this developed with the short about a half inch up the line from the by-pass plate. For a 5894, the grid and plate circuits both must be shortened slightly, and suitable values of screen and grid resistors for this tube substituted.


²"A 220-Mc. Station for the Beginner," Tilton & Southworth, December, 1953, *QST*, p. 43.

~~Strays~~

Dummm de dum dum. . . . Lost, strayed or stolen from the club room of the Dade Radio Club, Miami, Florida: SX-25 receiver, serial 146384. — W4LVV

RADIO SHACK MIRACLE-PRICED BARGAINS

PE-101C DYNAMOTOR FOR 6, 12V MOBILE OPERATION!



\$4.88

REG. \$45.00 VALUE! SAVE \$40.12

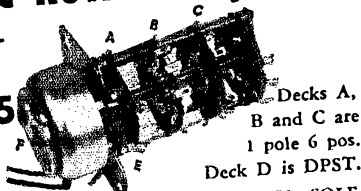
A sensational value you see once in a blue moon — and then only at Radio Shack! Brand new — made by Wincharger Corp. for aviation use, but easily converted according to conversion and descriptive data INCLUDED with unit. Search no more for PE-103 or equivalent because this is IT and priced like you want it — \$4.88.

Converts to furnish: 6VDC in; 300V @ 90 ma. and 160V @ 110 ma.; 12V in; 610V @ 150 ma.; and 325V @ 125 ma. secondaries. Base mtd., size: 13" x 4". Absolutely new and in original cartons. Unless we find more, quantities are LIMITED. Ship. wt. 12 lbs. Order No. R-5091Q.

6VDC ROTARY SWITCH

~~\$7.25~~

\$3.95




Decks A, B and C are 1 pole 6 pos. Deck D is DPST.

LELAND "LEDEX" REMOTE ROTARY. SOLENOID-operated multi-circuit wafer switch obsoletes manual switching! Innumerable remote control applications: remote crystal selection, band switching, antenna selection, audio circuits; uses limited only by your own ingenuity! *How it works:* solenoid (F) produces rotary motion from 6VDC impulse. Action is transmitted to rotor shaft of 4-gang wafer switch by ratchet mechanism. Cam-operated interrupter by switch (E), attached to wafer (A), opens when solenoid nears end of stroke, de-energizing solenoid. By combining interrupter switch (E) with wafer contacts on (A), either stepping or rotary selective action is achieved. Size: 4 1/2 x 2 1/2 x 2 1/2". Resistance 1/2 ohm DC. 25 deg. rotary stroke, 8 lb. in. torque. Ship. wt. 1 lb. Pictorial-schematic circuits included. Order No. R-4519Q.

40-METER QUARTZ CRYSTALS

69¢

REG. \$2.80




UNHEARD OF for 69c each! Brand new FT-241 40-meter crystals made of the finest Brazilian quartz. Prong spacing 1/2"! Write or phone early — it's hard to beat for the money!

Order No.	Freq.	Order No.	Freq.
R-5148Q	7020	R-5150Q	7270
R-5149Q	7080	R-5151Q	7280
R-5152Q	Sockets for above		15c

\$6 OFF! HS-33 HEADSET

REG. \$10.95


\$4.95



FOR 600, 4000-OHMS

New low-cost communication headsets specially purchased for 600 or 4000 ohm operations! Same famous HS-33 Army-Navy headsets using ANB-H-1 receivers. GUARANTEED frequency response of 100 to 4000 cps ±3db; down 20 db at 6000 cps. Response is measured on GCC coupler 1 milliwatt input with 300 ohm impedance. Total impedance — 600 ohms! IMPORTANT: to obtain 4000 ohms impedance headset, use adapter listed below! Ship. wt. 1 lb. Order No. R-5191Q. Adapter for 4000-ohm operation — Order No. R-5074Q88c

J-38 TELEGRAPH KEY



79¢

REG. \$2.50
SAVE \$1.71

Compare! And you'll find Radio Shack's 79c price the lowest in the U.S.A. for a fully adjustable telegraph key that's perfect for the novice and code-practice! Has circuit-closing switch, burnished corrosion-proof binding posts and parts — frame and base have 2-6/32" threaded inserts. Mounted on 4 3/4" long x 3" wide black molded base. Knob included! Also well-built and smooth-running for hams, radio stations. Ship. wt. 1 lb. Order No. 5194Q.

RADIO SHACK

CORPORATION

167 WASHINGTON ST., BOSTON 8, MASS.



2 meter VFO

**for use with
GONSET COMMUNICATOR
or any other 2 meter rig.**

Now you can "Zero in" on any station, avoid the need for waiting until the desired station happens to tune to your "Rock bound" frequency. You can just as readily change your own transmitter frequency to avoid an interfering station. In a few words . . . more contacts, less QRM.

No peaking controls . . . merely set dial to desired frequency. Has spotting switch for "Zeroing in" without output carrier. High stability.

This new VFO provides output on 24 mcs and plugs directly into the xtal socket. A heavily swamped output circuit permits existing tube and circuit to be used as straight-through amplifier without danger of feedback.

Built in audio pre-amplifier permits arms-length desk stand use of xtal mike when used with Gonset Communicator.

Net . . . 84.50

Now . . . at your dealer



GONSET CO.
801 South Main Street . . . Burbank, Calif.

Cascaded Half-Lattice

Crystal Filters

(Continued from page 24)

The side lobes and nulls should be checked next. If the lobes are greater than those illustrated in Fig. 1, the crystal trimming capacity is too large; if the lobes are smaller, or even non-existent, but the skirts of the main curve wider, the value of the trimming capacity should be increased.

No additional i.f. alignment is needed for the c.w. filters, but the b.f.o. should be retrimmed so that zero knob setting corresponds to the final alignment frequency. As in all highly selective i.f. systems, the b.f.o. setting is very critical during receiver operation.

When the desired selectivity characteristic is obtained it is a good idea to fasten the bandwidth control permanently in position. A short length of No. 12 copper wire soldered to the brass cam nearest the front panel and bolted to the chassis accomplishes this readily.

Insertion Loss and Audio Considerations

With the filter switched out, the i.f. gain is somewhat greater than in the original receiver because the grids of the first two i.f. tubes are effectively tapped across a greater portion of the resonant circuits. In the 'phone position the loss is about 25 db. with respect to the *Out* position, and in the c.w. position about 10 db. As Goodman has recently pointed out, gain should come after, and not before, the selectivity circuits in order to prevent overloading and cross-modulation, which undo the good work of these circuits.* Some increase in i.f. gain is had by shorting out the 50,000-ohm resistor which is in series with the screen voltage supply lead to the first three i.f. tubes, but most of the loss is more easily made up in the audio section. There are several possibilities: A 6J5 can be substituted for the triode-connected 6F6 audio driver by merely reconnecting the grid resistor of this stage to the same bias supply tap which feeds the first audio tube. An alternate scheme is to use a 6SN7 dual triode for the first two audio stages, and take advantage of the leftover tube socket to install a noise limiter. Still more gain can be had by connecting the 6F6 audio output tubes as pentodes.

Since the 'phone filter limits the high-frequency audio response to 3000 cycles, some attenuation of low audio frequencies is desirable in order to restore a reasonable proportion of highs and lows, and to prevent signals from sounding mushy. One of the original 0.05- μ f. audio coupling condensers should be replaced with 0.001 μ f. Since the original variable i.f. bandwidth feature is now gone, the set no longer has enough bandwidth, even with the filter out, to serve as a hi-fi b.c. receiver, anyway. It is FB for communication work, though.

* Goodman, "Getting the Most Out of Your Receiver," *QST*, January, 1954.

ROTARY BEAM KITS

3 ELE 20 METER 24' 2" SQ. BOOM, Tilting beam mount, 1 1/2" ele., 1/4" telescoping ends.
@ \$100.75

Same as above with 1 1/4" ele. with 1" ends @ \$89.95

3 ELE 15 METER 18' 2" SQ. BOOM, Tilting beam mount, 1 1/4" ele.
@ \$74.95

3 ELE 15 METER 12' 1 1/4" ROUND BOOM, Fixed beam mount, 3/4" ele.
@ \$30.95

3 ELE 10 METER 12' 1 1/4" ROUND BOOM, Fixed beam mount, 3/4" ele.
@ \$28.50

All above kits furnished with either "T" or Gamma match. Write for complete listing.

35H14 Perforated Aluminum Sheet

Cut to Your Dimensions

.032-1/16" Holes—Spaced 3/16" @ \$.85 sq. ft.

.051-1/4" Holes—Spaced 3/8" @ \$1.20 sq. ft.

Most sizes of aluminum tubing, plain sheet, angle, channel, rod, screws, nuts and bolts.


RADCLIFF'S

1720 N. Countyline

Box 547, Fostoria, Ohio

LOOK STEINBERGS LOOK


JACK BOXES



(A) BC-345, 3½" x 3½" x 1⅞" aluminum, 2 standard open-circuit jacks, 3-position switch, 6-contact banana plugs and jacks.
 (B) BC-1366, 4¼" x 3" x 2¼" aluminum, 1 standard open-circuit jack, 1 3-circuit mike jack, 150,000 ohm volume control, 5-position switch, 11-contact banana plugs and jacks.
 (C) BC-213, 5¼" x 2¾" x 2¼" aluminum, 1 standard open-circuit jack, 1 3-circuit mike jack, 150,000 ohm volume control, 4-position switch, 8-contact banana plugs and jacks.

YOUR CHOICE 30¢

Single Sideband



X-4 SSB EXCITER

Only 6" x 6" x 6", 10 watts peak output. Same type crystal filter used in SS-75. Output frequency 3.6 to 4 MC. Provision for VFO input or crystal operation. Power required: 6.3 V., 1.6 A., 200-300 V.D.C., 80 MA., 45 V. bias. **\$49.50**
 Wired, tested, aligned, **\$69.50**. Kit form



ELENCO X-4 VFO

Only 4" x 4" x 2". Modified Clapp circuit, very stable, finest components. Plugs into X-4 Exciter, tunes 3.6 to 4 MC. Upper or lower sideband selection. Wired, **\$24.50**
 tested




VOICE CONTROL

For voice control of X-4 Exciter and your receiver. Only 4" x 4" x 2". Power required 6.3V 6A., 200-300 VDC 10 MA. Wired and tested **\$19.95**
 X-4 Mixer, one band, 40 or 20 meters **\$19.95**
 Power Supply for operation of all X-4 equipment **\$49.50**



WRIGHT T-R SWITCH

For break-in operation on CW, AM, or SSSC. Use one antenna for transmitting and receiving. It's instantaneous! No moving parts, no power needed to operate. Coax fitting for connections to feeder and receiver. Will handle 1 Kw. With 75 meter plug-in coil **\$9.95**
 40, 20 meter coils, **\$1.75** each




8/8/8 MFD. 500 V. D.C

Triple 8 mfd. 500 working volt D.C. oil-filled condenser, common negative, solder terminals, hermetically sealed, 5" x 3¾" x 2¼". **\$1.95**



TUBE SOCKETS

For 4-prong tubes 866, 809, 811, 100th etc. Heavy phosphor bronze side-wiping contacts, metal shell, white porcelain base. Regular list \$1.50, while they last **45¢**



Triple 8 mfd. 450 V. electrolytic upright can condenser, separate negatives, all leads insulated from can. Nationally known mfr. Reg. dealer **59¢**
 net \$2.58 ONLY **10 for \$5.00**



PHOSPHOR BRONZE AERIAL

125 ft. of the finest aerial wire obtainable. 42-strand phosphor-bronze with linen center. Will not stretch, very high tensile strength, diameter approximately same as No. 14 copper, very flexible. Excellent for transmitting or receiving antenna, control cable, guy wire. Regular list \$4.95 **90¢**

MINIMUM ORDER \$2.00. Send 20% deposit with COD orders. Please include sufficient postage or instruct us to ship by Express Collect. Overpayment will be refunded by check.



75A-3 receiver	\$ 530.00
Matching speaker	20.00
32V3 transmitter	775.00
KW-1 transmitter	3,850.00
70E8A-VFO	97.50
35C2 lo-pass filter	40.00
8R-1 100 KC crystal calibrator	25.00
Conversion kit for 75A2, with 3KC mechanical filter	80.00
Plug-in adapter for 75A1, with 3KC mechanical filter	65.00

Steinbergs


Phone CHerry 1880

633 WALNUT STREET • CINCINNATI 2, OHIO

Your order will receive my personal attention and will be shipped the same day order is received. We distribute all top-flight amateur lines . . . let us know what you need.
 73, Julie Burnett W8WHE

BUY OF A LIFETIME!

TRIED AND PROVEN THE WORLD OVER



LETTINE MODEL 240 TRANSMITTER WITH MOBILE CONNECTIONS AND A.C. POWER SUPPLY

This outstanding transmitter has been acclaimed a great performer throughout the world. It is excellent for fixed station, portable or mobile operation. Air wound plug-in coils used for greater efficiency — never obsolete — an outstanding buy, direct from our factory, ready to operate.

The 240 is a 40 to 50 watt Phone-CW rig for 160 to 10 meters, complete with: (8 x 14 x 8) cabinet, self contained A.C. power supply, MOBILE connections, meter, tubes, crystal and coils for 40 meters. Tubes: 6V6 osc., 807 final, 6SJ7 crystal mike amp., 6N7 phase inverter, 2 6L6's mod., 5U4G rect. Weight 30 lbs. TVI instructions included. 90-day guarantee. Price \$79.95.

\$25 deposit with order — balance C.O.D.

80, 20, 10 meter coils \$2.91 per set. 160 meter coils \$3.60. Also for CAP, Broadcast, MARS, Marine, State Guard, Novice.

LETTINE VFO & ANT. TUNER NOW IN STOCK

LETTINE RADIO MFG. CO.

62 Berkeley Street

Valley Stream, N. Y.

BE SAFE WITH

Q-max

A-27

LOW-LOSS LACQUER & CEMENT

- Q-Max provides a clear, practically loss-free covering, penetrates deeply to seal out moisture, imparts rigidity and promotes electrical stability. Does not appreciably alter the "Q" of R-F coils.

- Q-Max is easy to apply, dries quickly, adheres to practically all materials, has a wide temperature range and acts as a mild flux on tinned surfaces.

In 1, 5 and 55 gallon containers.

Communication Products Company, Inc.

MARLBORO, NEW JERSEY
(MONMOUTH COUNTY)
Telephone: FRehold 8-1880



Tech Topics

(Continued from page 46)

satisfactory if it has been determined that a Q_1 of 10 or 12 will be sufficient. Where higher values of Q_1 have to be used, the reactance of L_1 should be

$$X_{L1} = \frac{R_L}{Q_1} \text{ ohms,}$$

and L_1 is

$$L_1 = \frac{X_{L1}}{2\pi f_{Mc.}} \mu\text{h.}$$

C_1 , of course, must have the proper value to tune the tank to resonance at the operating frequency. An approximate formula for R_L , that is useful for design purposes is

$$R_L = 500 \frac{E_B}{I_B}$$

where E_B is the plate voltage and I_B is the desired full-load plate current in milliamperes.

— G. G.

Armed Forces Day

(Continued from page 70)

at a speed of 60 words per minute on the following schedules:

Time	Call Signs	Frequencies (kc).
1300 EST.....	A2USA NDC	3497.5 7375
1300 CST.....	A4USA NDS	3497.5 7375
1300 MST.....	A5USA NDF or NDW2	14,405 7375
1300 PST.....	AF6AIR NDW	14,405 7375

Each transmission will commence with a period of ten minutes of test and station identification to permit amateurs to adjust their equipment. At the end of the test period the message will be transmitted. The radioteletype message should be submitted "as received" to the following address: Armed Forces Day Contest, Room BE-1000, The Pentagon, Washington 25, D. C. Time and call sign of station copied, and name and call sign of amateur receiving the transmission should be included.

50 Mc.

(Continued from page 69)

years ago, we now find contacts solid out to about 20 miles or so, almost irrespective of the terrain in between. Intervening hills several hundred feet higher than the roads we travel seem to be little if any barrier, up to about that distance. And polarization, that bugaboo we've heard so much about in the process of conversion to horizontal for home-station use, seems to matter hardly at all. In open terrain matching polarization makes for much stronger signals, but in among the hills and through the hearts of cities it is often difficult to tell one polarization from the other.

Lafayette for Greatest Tape Buy Ever!

1200 FT. REEL
Genuine Plastic Base
RECORDING TAPE



\$1.89
C.O.D.'s accepted per roll plus postage

LAFAYETTE made a terrific deal with one of the leading manufacturers of recording tape to supply us with their regular tape with their regular price. WE GUARANTEE ABSOLUTE SATISFACTION OR YOUR MONEY BACK. The finest, professional-quality recording tape obtainable. Highest performance for thousands of playings. Red Oxide Base in a smooth, uniform coating; greater signal strength; with maximum fidelity; uniform frequency response from 40-15,000 cps at 7½" per second; and freedom from background noise and distortion. Each reel is individually boxed.

FREE! Lafayette's new bargain packed catalog. Write today!

Include postage with your order.

TELEPHONE INTERCOM

- Self Contained Battery • Buzzer Signal
- Ideal For TV Installers
- Operates Up To 2 Miles



You can now have a complete 2-station telephone type intercom system at an amazingly low cost. Simply lift the receiver from its hanger and press the button to signal the other party. It operates on self-contained #1 flashlight cell for as much as a mile. You may use Mallory 4 volt Mercury cell for longer distances. Batteries are easily replaceable. The Philco 5 magnet gives loud and clear reproduction. Molded high impact case resists breaking. Installation is extremely simple and consists of merely attaching the clips provided to the ends of the wire. Ideal not only for ordinary intercom use as a telephone set, but perfect for TV

networking wire. Complete set consists of 2 phones, hangers for mounting on wall, batteries and 50 feet of 2-conductor wire.

Stock #ML-39, Complete Set.....NET 5.98

ROTO AUTOMATIC HACKSAW

Fits any ¼" Electric Drill. Cuts any wood, metal or plastic up to ¼". There are no gears or bearings to wear out! Saw blade is only exposed moving part. Folds to 1"x1½" - fits any tool box. Uses standard hacksaw blades. Handle covers and protects saw blade when not in use. Shpg. wt. 1 lb.



HD-80.....NET 3.72

WESTERN ELECTRIC HEARING AID

Reg. price **\$185.00**
Our price **\$14.95**

Brand new, in original Western Electric's jeweler's case. Supplied with receiver, receiver cord, battery cord and plug (less batteries). Money back guarantee. Act now while they last! Uses Burgess XCX30B and 8R batteries at \$1.55 per set.



NOW! PHILCO BOOSTER

MODEL TB-3 In original factory sealed cartons. Money back guarantee!



~~\$39.50~~
list

\$12.50 ea.

\$11.50 ea.

in lots of 3
Shp. Wgt. 5 lbs. ea.

The Philco Television Booster Model TB-3 is a high quality, push-pull, wide-band radio-frequency amplifier designed to amplify r-f signals in the television bands. This unit employs two 6J6 tubes as r-f amplifiers, uses a selenium rectifier in a self contained power supply. Channels 2 through 13.

Talk about tuners! THE STANDARD CASCADE TUNER TOPS 'EM ALL!

\$14.95 ea.

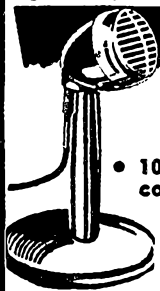
\$14.25 ea.

in lots of 3



BRAND NEW! GUARANTEED!

The No. 1 Tuner in the trade. Lafayette is out front with this red-hot STANDARD COIL CASCADE TUNER deal. Lafayette made a buy—we paid cash—and you get the savings! Regular dealer price \$24.50. Servicemen, now is the time to stock up and save! Size: 4¾" x 3¼" x 6¼" supplied with 6J6 and 6BQ7. Stock No. TL-11. Shpg. wt. 4 lbs.



Top Quality CRYSTAL MIKE

\$5.75

• -52 db output level

• Range 30 - 10,000 cps

- 10 ft. cable and
- Handle and interlocking base

A really fine microphone by a manufacturer known the world over. Use for amateur broadcasting, public address and home recording. Can be used with floor stand. Shpg. wt. 2½ lbs.

PA-21.....5.75

SELENIUM

RECTIFIER

Stock No.	Mil	Each	Lots of 10 Each
RE-12	65 MA	.57	.55
RE-14	75 MA	.67	.64
RE-10	100 MA	.80	.75
RE-15	150 MA	.92	.85
RE-16	200 MA	1.19	1.08
RE-11	250 MA	1.29	1.19
RE-17	300 MA	1.39	1.29
RE-18	350 MA	1.57	1.50
RE-13	400 MA	1.75	1.68
RE-19	450 MA	1.77	1.70



Most popular sizes for radio and TV. Famous brand. All fresh, new stock. Input voltage 130 volts. You can't go wrong at these prices.



Lafayette Radio

FAMOUS IN RADIO FOR 32 YEARS

NEW YORK, N. Y.

100 Sixth Ave.

BRONX, N. Y.

542 E. Fordham Rd.

NEWARK, N. J.

24 Central Ave.

PLAINFIELD, N. J.

139 West 2nd St.

BOSTON, MASS.

110 Federal St.

(Continued from page 49)

MOBILE MINDED?

Available IMMEDIATELY

From Our Stock

- | | | |
|---------------|---|-------------------|
| BABCOCK | ★ | JOHNSON |
| ELMAC | ★ | MORROW |
| MASTER MOBILE | ★ | S & W ELECTRONICS |
| GONSET | ★ | VAARO |
| WEB-WHIP | ★ | BAY-MOBILE |

Easy Payment Plan?
OF COURSE!

WRITE or CALL US


C & G RADIO SUPPLY CO.

Wholesale Distributors
2505-6 Jefferson Ave.
Tacoma 2, Wash.

Phone
Broadway 3181

Hoot Mon!—Lad 'N Lassie Certificate

In the April 1952 issue, this column, announcement was first made of the Lad 'N Lassie Certificate given by the Young Ladies Radio Club of Los Angeles to any amateur who submits proof of on-the-air QSOs with 20 of the club's active members. The rules now have been modified so that QSOs with only 10 members are required, rather than 20 as originally stated. Proof of QSOs should be sent to "Queen of the Clan" Gilda Shoblo, W6KER, 3715 Liberty



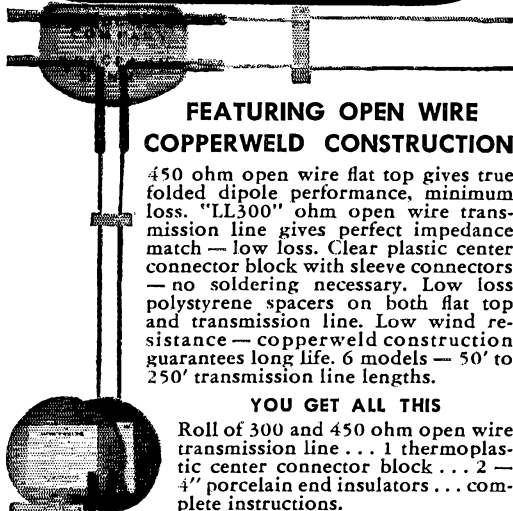
Blvd., South Gate, California. Currently active club members are: K6ACF, W6AKE, K6ANG, W6AVF, K6CDB, W6CEE, W6CQV, W6DPB, W6DXI, W6EHA, W6FEA, W6GAI, W6JCA, W6JMC, W6JMS, W6JZA, W6KER, W6KYZ, W6LBO, W6LMQ, W6MFP, W6NZZ, W6PCO, W6PJU, W6QGQ, W6QOG, W6QYL, W6SCL, W6SHR, W6TDL, W6UHA, W6WRT, W6WSV and W7TUR/6. Some 35 certificates have been issued thus far—why not try for yours now?

Keeping Up with the Girls

Congratulations to W2BTB, Jeanne. She was awarded a special citation in conjunction with the 1953 Edison Radio Amateur Award in appreciation of her unselfish public service. . . . Congratulations also to W6QGX, Harryette, of Puente, Calif., for placing second in the Los Angeles section in the 7th V.H.F. Sweepstakes last January. Harryette made 130 contacts in 3 sections on 2 meters. See photo on page 60, April '54 QST. . . . W7PUV writes "I never see much about the activities of Arizona YLs. Maybe people just don't know we exist!" Inez is doing her share of operating, though. A "WN" at first, she has been on the air for 2½ years and during the past year made WAS—all contacts on 7-Mc. c.w. using 45 watts. . . . W6UHA, NCS of the 20-meter YL net (Thursday, 2:00 p.m. EST, 14,240 kc.) relates that one Thursday OM W9LXC of Sheboygan, Wisconsin, broke in to announce that the Kiwanis Club of that town was listening with interest. Maxine exclaims, "Imagine our surprise when 125 men said, "Hello, girls!" (See Stray, p. 10, April QST). . . . On another Thursday, W6NZZ broke in on the net while operating at VQ4AQ in Nairobi, Kenya. Evelyn, who has been visiting ham all over Africa, told net member W6QOG, Helene, that just about every hamshack she visited had a W6QOG QSL on the wall. . . . W1YYM, Ellen, is an OPS and ORS; W8SPU, Helen, is EC for Wyandot County, Ohio. . . . Three W7 YLs active in local c.d. communications are W7FWR, Mary Ann (she's still W7 QSL Bureau Manager, too), W7JFB, Miriam, and W7PTX, Betty. . . . Seventeen-year-old KN2GLL, Evelyn, of Livingston, N. J., is a regular participant in her town's 2-meter c.d. net. . . . VE3AJR, Dell, reports a new YL in Ontario—VE3DDA, Eleanor Elliott of Brantford. . . . And W1YJJ is a new YL in Melrose, Mass. Ora's OM is not a ham, but as a c.d. director he talked at length about radio communications and encouraged her to try for a license. . . . W6WRT, Ruby, and W6KER, Gilda, disclose that despite an all-day dose of "liquid sunshine" (3 inches in 12 hours), 39 YLs and OMs attended the second annual

(Continued on page 128)

MAKE YOUR SIGNAL OUTSTANDING WITH A LOW LOSS FOLDED DIPOLE ANTENNA KIT



FEATURING OPEN WIRE COPPERWELD CONSTRUCTION

450 ohm open wire flat top gives true folded dipole performance, minimum loss. "LL300" ohm open wire transmission line gives perfect impedance match—low loss. Clear plastic center connector block with sleeve connectors—no soldering necessary. Low loss polystyrene spacers on both flat top and transmission line. Low wind resistance—copperweld construction guarantees long life. 6 models—50' to 250' transmission line lengths.

YOU GET ALL THIS


Roll of 300 and 450 ohm open wire transmission line . . . 1 thermoplastic center connector block . . . 2—4" porcelain end insulators . . . complete instructions.

MANUFACTURED AND SOLD BY:

R. J. BUCHAN CO.

BRICELYN 4 MINNESOTA

Write Today... or send QSL card, attention W6TJF, for FREE folder—specifications and prices.




CENTRAL ELECTRONICS Announces A NEW BAND-SWITCHING MULTIPHASE EXCITER MODEL 20A

- ★ 20 Peak Watts Output — SSB, AM, PM, and CW.
- ★ Bandswitched — 160 thru 10 meters.
- ★ Magic Eye carrier Null and Modulation Peak Indicator.

MULTIPHASE MODEL 10A →

MULTI-BAND OPERATION. Approx. 10 watts peak output 160 thru 20 meters. Reduced output on 15-10 meters. SWITCHABLE SSB, with or without carrier, double sideband AM, PM, break-in CW. VOICE OPERATED BREAK-IN and receiver disabling. Built-in power supply also furnishes voltage for optional VFO and blocking bias for linear amplifier. With master xtal and coils for one band. Wired and tested \$159.50. Complete kit \$112.50. Extra coils sets \$3.95 per band.



SIDE BAND SLICER MODEL A

Improves ANY receiver. Upper or lower sideband reception of SSB, AM, PM, and CW at the flip of a switch. Cuts GRM in half. Eliminates distortion caused by selective fading. Built in power supply. Substitutes for diode detector in any receiver having 450-500 kc IF. Wired and tested \$74.50. Complete kit \$49.50.

AP-1. Plug-in IF stage—used with Slicer, allows receiver to be switched back to normal. Wired and tested, with tube \$8.50.

PS-1. Plug-in prealigned 90° phase shift network and socket available separately for use with GE Signal Slicer and SSB Jr. \$7.95 postpaid.

Check These Additional Features

- **NEW CARRIER LEVEL CONTROL**—separate knob inserts any amount of carrier without disturbing carrier suppression adjustments.
 - **NEW CALIBRATE CIRCUIT**—simply talk yourself exactly on frequency as you set your VFO.
 - **NEW CALIBRATE LEVEL CONTROL**—adjusts signal strength to suit band conditions.
 - **NEW FONE PATCH INPUT JACK.**
 - **PLUS All the time-proven features of the popular Model 10A.**
- Choice of grey table model, grey or black wrinkle finish rack model.
Wired and tested. \$249.50

QT-1 ANTI-TRIP UNIT

Perfected Voice Operated Break-in with loudspeaker. Prevents loud signals, heterodynes and static from tripping the voice break-in circuit. All electronic—no relays. Plugs into socket inside 20A or 10A Exciter. Wired and tested, with tube. \$12.50

SINGLE SIDEBAND Virtually Eliminates Harmonic TVI Write for Literature

Central Electronics, Inc.

1247 West Belmont Ave.

Chicago 13, Illinois

QUARTZ CRYSTALS

GUARANTEED!

Low Frequency — FT-241A for SSB, Lattice Filter etc., .093" Pins, .486" SPC, marked in Channel Nos. 6 to 79, 54th Harmonic and 270 to 389, 72nd Harmonic. Listed below by Fundamental Frequencies, fractions omitted.

49¢ each — 10 for \$4.00 99¢ each — 10 for \$8.00

370	393	414	436	498	520	400	459
372	394	415	437	501	522	440	461
374	395	416	438	502	523	441	462
375	396	418	481	503	525	442	463
376	397	419	483	504	526	444	464
377	398	420	484	505	527	445	465
379	401	422	485	506	529	446	466
380	402	423	486	507	530	447	468
381	403	424	487	508	531	448	469
383	404	425	488	509	533	450	470
384	405	426	490	511	534	451	472
385	406	427	491	512	536	452	473
386	407	429	492	513	537	453	474
387	408	430	493	514	538	454	475
388	409	431	494	515		455	476
390	411	433	495	516		456	477
391	412	434	496	518		457	479
392	413	435	497	519		458	480

99¢ each — 10 for only \$8.00

CR-1A	FT-171B	RC-610
SCR 522- $\frac{1}{2}$ " Pin, $\frac{1}{2}$ " SP	Banana Plugs, $\frac{1}{4}$ " SPC	
5910 7350	2030 2220 2390 3155 3550	
6370 7380	2045 2258 2415 3202 3570	
6450 7390	2052 2260 2435 3215 3850	
6470 7480	2065 2280 2442 3237 3945	
6497 7580	2082 2282 2532 3250 3955	
6522 7810	2105 2290 2545 3322 3995	
6547 7930	2125 2380 2557 3510	
6610	2131 2305 3520	
	2145 2320	
	2155 2360	

Special — 200 KC or 500 KC in FT241A Holder — only \$1.79 each

Add 20¢ postage for every 10 crystals (or less).

SUN
PARTS DISTRIBUTORS, LTD.

520 TENTH ST., N.W.—Wash., D. C. Dept. Q

FT-243 — .093" Pin Dia. — .486" Pin SPC for Ham and General Use.

49¢ each — 10 for \$4.00

4035	5437	5950	6800	7610	7900
4080	5485	5973	6806	7625	7906
4165	5500	6240	6825	7640	7925
4190	5660	6250	6850	7641	7940
4280	5675	6273	6875	7650	7950
4300	5706	6275	6900	7673	7973
4330	5706	6300	6925	7675	7975
4397	5725	6325	6950	7700	8206
4490	5040	6350	6975	7706	8225
4495	5750	6373	7450	7720	8250
4535	5773	6375	7473	7725	8273
4735	5780	6400	7475	7740	8275
4840	5806	6406	7500	7750	8300
4930	5840	6425	7506	7773	8325
4950	5852	6673	7525	7775	8630
4980	5873	6675	7540	7800	8683
5010	5875	6700	7550	7825	8690
5205	5880	6706	7573	7840	
5300	5906	6725	7575	7850	
5385	5925	6750	7600	7873	
5379	5940	6775	7606	7875	

99¢ each — 10 for \$8.00

1015	3885	6473	7100	8025	8475
2125	3940	6475	7125	8050	8500
3500	3990	6500	7140	8073	8525
3640	6000	6506	7150	8075	8550
3680	6025	6550	7175	8100	8575
3735	6050	6573	7200	8125	8600
3780	6075	6575	7250	8140	8625
3800	6100	6600	7300	8150	8650
6125	6606	7306	8173	8700	
6140	6625	7325	8175	8733	
6150	6640	7340	8200		
6175	6650	7350	8340		
6200	7000	7375	8350		
6440	7025	7400	8380		
6450	7050	7425	8400		
7073	7440	8425			
7075	8000	8450			

BC-746 TUNING UNITS
Foundation coils and condenser for 80 meter VFO or exciter — Less xtals. — 98¢

See Article by W3PPQ in Mar. '54 CQ

MORE SIGNALS PER DOLLAR
From Money Invested in an Antenna

Self Supporting
STEEL TOWERS
For Rotary Beams, FM, TV

ATTRACTIVE — NO GUY WIRES!

- 4-Post Construction for Greater Strength!
- Galvanized Steel — Will Last a Lifetime
- SAFE — Ladder to Top Platform
- COMPLETE — Ready to Assemble
- Easy to Erect or Move
- Withstands Heaviest Winds

Special Deal for Hams
SMALL DOWN PAYMENT
Easy Monthly Terms
Write for Details


Width of Base Equal to 1/5 Height

Vesto Towers are available in a wide range of sizes to meet requirements of amateurs and commercial users alike. Note the low prices for these quality lifetime towers: 22'-\$104, 28'-\$127, 33'-\$149, 39'-\$182, 44'-\$208, 50'-\$239, 61'-\$299, 100'-\$1,260.

Towers are shipped to your home knocked down, FOB Kansas City, Mo. 4th class freight. Prices subject to change... so order now! Send check or money order... or write for free information. Cable address: "VESTO"

WRITE TODAY FOR COMPLETE FREE INFORMATION AND PHOTOGRAPHS

VESTO CO., Inc.
20th and Clay
North Kansas City, Mo.



IN A CLASS by itself

THE NEW National NC-98

EST. 1914

\$149.95 LAFAYETTE RADIO

NEW YORK, N. Y.—100 SIXTH AVENUE
 BRONX, N. Y.—542 E. FORDHAM ROAD
 PLAINFIELD, N. J.—24 CENTRAL AVENUE
 BOSTON, MASS.—110 FEDERAL STREET


VE

AN/APR-4 COMPONENTS WANTED

In any condition. New high prices. Also top prices for: ARC-1, ARC-3, APR-1, APR-5A, etc.; TS-34 and other "TS-" and standard Lab Test equipment, especially for the MICROWAVE REGION; ART-13, BC-348, BC-221, LAE, LAF, LAG, and other quality Surplus equipment; also quantity Spares, tubes, plugs and cable.

ENGINEERING ASSOCIATES

434 Patterson Road Dayton 9, Ohio



Founded in 1909

**RADIO TELEPHONY
 RADIO TELEGRAPHY
 RADAR & TELEVISION**

Courses ranging in length from 7 to 12 months. Dormitory room and board on campus for \$48.00 a month. The college owns KPAC, 5 KW broadcast station with studios located on campus. New students accepted monthly. If interested in radio training necessary to pass F.C.C. examinations for first-class telephone and second-class telegraph license, write for details. New: Advanced TV Engineering Course.

PORT ARTHUR COLLEGE PORT ARTHUR TEXAS

Approved for G. I. training

YL-OM Valentine Day dinner sponsored by the Los Angeles YLRC. Club president W6KER was presented with a ceramic ash tray made by W6MFP. Agnes, stamped with her call letters and the YLRL emblem. . . . Ex-KH6TI, Dell, is now W1YLP. . . . W6QPI, Betty Gillies, is again chairman of the 1954 All Women's Transcontinental Air Race which will be held July 3rd through 6th. The flight will be from Long Beach, Calif., to Knoxville, Tenn. W6NZP, Evelyn, again will coordinate amateur activities at the starting point, with W6KER assisting. W4s TIE, Margaret, and UDI, Lenette, will organize plans at the eastern terminus. As mentioned here last month, W2JZX, Vi Grossman, for the third year is in general charge of amateur assistance for the entire race. . . . Capt. H. O. Crisp of the Board, National Friendship Society of Radio Amateurs, wrote in the March-April 1954 issue of *Skywire* that, second to KT1LO, W1MCW, Lou, our foremost DXing YL, puts out the best 20-meter 'phone signal that he hears. . . . VE3DEA feels that she has "found a place in the sun" with the handling of much traffic to and from the arctic region. Acquainted with most of the VE8 operators, Denny delights in relaying messages to mothers, wives, etc. — and she's rightfully proud to be using the 70-watt rig (on 20 'phone) she built herself. . . . W6s CEE, Vada; JMS, Lucile; QMO, Jeri; and KN6BUG, Barbara, attended the 3rd Annual Get-Together of the Mission Trail Net. W6JMS went home with a TV set. . . . W6KXT (ex-W5PTD), Rene, and her OM will continue to work 15 meters regularly from Lima, Peru, under the call OA4N until they return Stateside in September. . . . W4HWR, Hilda, and her OM hope to rejoin their W friends in June after a two-year stay in England. . . . W9GME has been appointed assistant to Central Division Director W9AND. Grace also was chosen to head RACES for the Chicago area. . . . We are sorry to report that W4RLG, Frances Shannon, will be confined to a hospital bed for the next six months. Frances, you will recall, had the highest score in the c.w. section of the 14th Annual YLRL Anniversary Party. Cards and letters should be sent to her at the Army Hospital, Ward 28, Ft. McClellan, Anniston, Alabama. . . . W4KZT, Lucille, and her OM, W4LDM, originated 1600 messages at the Tampa (Fla.) Fair. . . . Best wishes to W8UDA, Dottie, and her OM (see photo of Dottie on page 51 of April QST) upon the arrival of their baby daughter on March 6th. . . . YLRL Seventh District Chairman, W7HHH, Bea Austin, extends to all YLs an invitation to attend the 1954 Oregon Amateur Radio Association Convention, June 26th and 27th. The YLRL is well represented on the convention committee with W7SBX, Helen, pres.; W7SBW, Pauline, sec.; and W7UFN, Bertie, treas. Reservations may be made through Luryne Conner, W7SBS, Lakeshore Drive, Klamath Falls. . . . And a final notice of the Fourth Annual Get-Together, May 21st-23rd, of the Women's Auxiliary, Milwaukee Amateur Radio Club. All YLs and XYLs invited. Write Committee Chairman Mary A. Meyer, Route 4, Box 568, Waukesha, for further details.




As Chairman of the Tenth YLRL District for the past year, W0CXC, Mary Jo Overbeck of St. Louis, Mo., has made an effort to join in as many of the YL events and activities as possible, and she frequently has urged the YLs in her area to do likewise. Mary Jo operates several bands — 'phone and c.w. — running 450 watts, and she is particularly interested in a.s.b. and RTTY. Her OM is W0JFI, and there are four young jr. ops who sometimes interfere just a bit with extensive hamming!

Deadlines

It is always a pleasure to hear from column readers. News, ideas, suggestions, comments, and constructive criticisms are continuously welcome. It is only by hearing from readers that we know what they want — so do write, anytime. (OMs respectfully included!)

Please remember that items specifically earmarked for a certain month should be received at least six weeks in advance — for instance: Notice of a YL get-together to be held in August should be received not later than June 15th, if the item is to appear in the August issue.



Time Saving . . .

Quick as a flash, the answer is yours when you use an ARRL LIGHTNING CALCULATOR to solve your radio problems. No need to use reams of paper to solve formulae when you have these helpful devices handy.

IMPROVED: The ARRL Lightning Calculators have been "ruggedized," are better than ever. A tough plastic coating now protects the calculator surface from smudges, stains and discoloration. The indicator arm is heavier-weight Vinylite.

- **TYPE A:** Rapid, accurate and simple solution of problems involving frequency, inductance and capacity.
- **TYPE B:** Direct-reading answers to Ohm's Law problems involving resistance, voltage, current and power. Either type, \$1.25 each, postpaid.

THE AMERICAN RADIO RELAY LEAGUE, INC.
WEST HARTFORD 7, CONNECTICUT

LEARN WITH AMECO COURSES

**BECOME
A RADIO
AMATEUR**

Simple, Low Cost, Home-Study Courses prepare you to pass F.C.C. Code and Theory Examinations for Amateur license and Code for Commercial license.

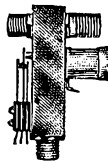
Sold at leading distributors or write for information to

AMERICAN ELECTRONICS CO.
(Dapl. Q-5) New York 59 N. Y.

1203 Bryant Ave.


LOOK WHAT HAPPENED!

Further recent improvements in our new type magnet provides thrust pressure of over 200 grams and 300% increase in relay contact pressure — Dow relays have now definitely set a new standard for the industry.



Type DKC
1000 Watts
Length 4 1/2"
Width 3"

FIXED



Type DKM
500 Watts
Length 3 1/2"
Width 2 1/2"

MOBILE

FEATURES:


1. AC types entirely free of hum, guaranteed equally as silent as DC. Transmit contact pressure now increased to over 100 grams; receiver contacts 45-50 grams.
2. Causes negligible change in s.w.r. up to 100 mc.
3. Special type receiver connector automatically grounds receiver contact inside of connector during transmit and protects receiver from RF — (Optional — not available for DKM).
4. External SPDT switch available (Optional).
5. Relays supplied with UHF connectors — type 'N' on request. Add \$1.00 for SPDT external switch. Add \$1.00 for special receiver connector.

AC types (All voltages). Amateur net \$10.50
DC types (All voltages). Amateur net 9.50

See your distributor — if he has not yet stocked Dow Co-axial relays, order from factory. Send cheque or money order, or will ship C.O.D. Prices net FOB Warren, Minn. Shipping weight 9 oz. Dealers' inquiries invited — literature on request — Watch our ads for line of open type relays, using our new magnet.

THE DOW-KEY CO., INC.
WARREN, MINNESOTA

NOW IN STOCK



for IMMEDIATE DELIVERY

. . . the new Johnson Viking II Transmitter kit, all parts furnished, including: tubes, cabinet, punched chassis, wiring harness, wire, solder, terminals, grommets and all other hardware. 115V 50/60 cycle operation only. For further information, and purchases, write to:

SELELECTRONICS SUPPLIES, INC.

1320 Madison Avenue
Toledo 2, Ohio, % Dept. D

TO ALL PRIVATE AIRCRAFT OPERATORS:

SPECIAL NOTICE

IMMEDIATELY AVAILABLE

TYPE EL3 as shown..... \$4.00

TYPE EL5 as shown..... \$4.50

*The EL5 is a Hermetically Sealed Unit.

We will also supply any frequency for the 120 MC. range.

More than 6000 of our crystals are now being used by American Airlines.

More than 3000 of our crystals are now being used by the Civil Air Patrol.

More than 150,000 of our crystals are being used by our Armed Forces.

If you are ever in East Hartford drop in and say "Hello."

E. B. LEWIS CO.

11 BRAGG STREET

EAST HARTFORD 8, CONN.




CODE-RECEIVING-SENDING SPEED

Be a Radio Ham or Commercial Operator. Pass FCC code test in few weeks. Fascinating hobby. Good pay, interesting work in Commercial field. Same system used by radiotelegraph specialists.

FREE book explains how Amateurs and Operators learn code and develop amazing skill and speed. Candler System Co., Dept. 4-E, Box 928, Denver 1, Colo., U.S.A. and 52b, Abingdon Rd., Kensington High St., London W. 8, England

TWO METER TRANSMITTERS • CONVERTERS

Fixed or Mobile



LW-50


- 15 Watt Transmitter
- Crystal controlled
- Speech for Crystal or Carbon
- Push-pull Modulators with Clipping Pre-assembled Kit
- LW-50K \$34.50
- Wired and tested LW-50 \$54.50
- Crystals \$2.00
- 6 Tubes \$10.50

NEW

- Crystal Controlled Converter
- 7-11, 14-18 Mc or BC output
- BC IF for Mobile or Nets
- Only 5 ma total B + drain
- Completely wired and tested with tubes, crystal and coax plugs.

LW-61
\$18.50

Postpaid



WRITE FOR LITERATURE

LW ELECTRONIC LABORATORY
Route 2 JACKSON, MICH.

Happenings

(Continued from page 65)

as an entrance to amateur radio he within a year is obliged to undertake another examination for a permanent license and again stand the cost of a fee. This may very well result in discouragement of newcomers to the amateur service via the Novice route. The League believes that by shouldering the responsibility of conducting Novice (as well as Technician and Conditional Class) examinations, the amateur service is providing more than its share of licensing costs.

Summary of the Amateur Contribution to Commission Workload

Amateurs are already assuming a considerable proportion of the cost to Government of administration of the amateur service; this is being done purely on a volunteer basis, at no cost to the Commission. We believe that because some of these procedures have been customary for so many years, in the present matter adequate cognizance of their contribution to the Commission's work may not have been taken. But it is a very real contribution. We believe that the amateur service is already furnishing more than its share of the costs of its licensing and administration, that to impose a licensing fee on the amateur service would be unfair and unjust, and we request the Commission to exempt the amateur service from its fee schedule.

If a Fee Is Required, It Should Be Nominal

While we believe we have adequately demonstrated, factually, that the amateur service should be exempted from a licensing fee, it may be that an interpretation of the law from which the Commission's present proposal derives would indicate that no service can be exempted; or it may be that the Commission may in its own judgment decide that, regardless, a fee of some amount will be required of every service. In that event, the view of the League is that the fee should not be more than the nominal amount of \$1, to cover all instruments of authorization needed.

The actual issuance of amateur licenses has, commendably, in recent years been put on a "streamlined" basis. New manifold forms have permitted economy of operations. A "short form" renewal procedure has recently been introduced which provides that the amateur in filling out his application form actually furnishes the Commission with its file records largely completed for each transaction. Although of course we do not have access to cost-accounting records of the Commission, we believe it would be extremely difficult to justify a fee of \$3 for the processing of renewal applications. Even the handling of modifications, particularly where only a simple change of address is involved, does not seem to justify such a fee. With a considerable background ourselves of dealing with amateurs we are not so naive as to believe that every application can be handled without some administrative processing in addition to routine clerical work; but that same experience leads us to appraise the \$3 fee as too high for the average. The only application which might involve a fee as high as \$3 with justification is one involving an actual examination, and as we have pointed out earlier the amateur service shortly will be assuming a considerable amount of the workload of the Commission in the actual administering of code tests and written papers.

It is the League's view, therefore, that should the Commission decide upon the principle that some fee will be required of each of its licensees, we ask that the figure in the amateur service be set at the nominal amount of \$1 as being more in line with the nature of the service and the policy expressed in the Budget Bureau's directive.

AMERICAN RADIO RELAY LEAGUE, INC.

By PAUL M. SEGAL,
Its General Counsel













March 31, 1954

FEED-BACK

In "Modifying the S-40 for S.S.B. Reception" (April QST), a 47,000-ohm grid leak should have been shown from Pin 1 to ground in Fig. 4B.

FOR MILITARY, COMMERCIAL OR AMATEUR APPLICATION

You can build it **BETTER** with a **FREED TRANSFORMER**
 You can test it **BETTER** with a **FREED INSTRUMENT**

PRECISION TEST INSTRUMENTS		TRANSFORMERS — FILTERS	
 No. 1030 LOW FREQUENCY "Q" INDICATOR	 No. 1110A INCREMENTAL INDUCTANCE BRIDGE	 MINIATURE AUDIO	 HIGH FIDELITY
 No. 1020B MEGOHMMETER	 No. 1010A COMPARISON BRIDGE	 MILITARY PULSE	 TOROIDAL INDUCTORS
 No. 1060 VACUUM TUBE VOLTMETER	 No. 1040 VACUUM TUBE VOLTMETER	 PRECISION FILTERS	 SUB MINIATURE — HERMETICALLY SEALED

SEND FOR
NEW CATALOG OF
INSTRUMENTS &
TRANSFORMERS

FREED TRANSFORMER CO., INC.
SETS THE STANDARD FOR PERFORMANCE
1703 Weirfield St., Brooklyn (Ridgewood) 27, N. Y.


RADIO and TELEVISION

Over 30 years N.E. Radio Training Center. Train for all types FCC operators' licenses. Also Radio and Television servicing, FM-AM broadcasting transmitters at school. Send for Catalog Q.

MASS. RADIO SCHOOL

271 Huntington Avenue Boston 15, Massachusetts
 Lic. by Comm. Mass. Dept. Educ.

FREE yourself
from keying
fatigue



Twice as easy
as hand sending

ORDER
YOURS
TODAY!

Get a **VIBROPLEX** Semi-Automatic Key

Easy does it . . . free your nerves from tension . . . your arm from ache and strain. An easy-working Vibroplex does all the arm-tiring work for you. A finger-touch on vibrator button gives you clean, uniform signals at any desired speed. No arm-tiring effort, no matter what the operating conditions. Easy to learn. Even beginners use it in a matter of minutes. Here's keying at its easiest and best. So many advantages are yours with an easy-working Vibroplex key. You'll certainly want one without delay. Five models, \$12.95 to \$29.95. Left-hand models, one dollar more. At dealers or direct. **FREE** descriptive folder.

Headquarters for **NEW** portables, all models and styles of type. Also, **REBUILT** standard and portable typewriters with **ALL CAPITAL** letters and other styles of type. Immediate delivery. Get our prices before you buy!

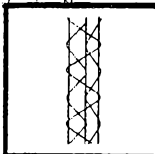


THE VIBROPLEX CO., Inc. 833 Broadway, New York 3, N. Y.

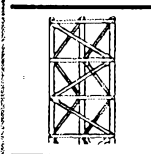


Towers and Masts

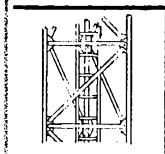
Amateur radio types • Guyed towers for FM-TV antennas • Vertical Radiators • Microwave towers • Commercial Communication towers • Transmission line supports, etc.



SERIES 650
Height to 80'
Width*—6.5"
10' section—
22 lbs.
Use—Mast for TV
Amateur, Port-
able, and Wire
type antennas



SERIES 2400
Height to 280'
Width*—22.6"
10' section—
112 lbs.
Use—Tower for
Trylon Rotary
Beam, AM
Broadcast, and
Microwave
antennas




SERIES 6000
Height to 600'
Width*—60"
10' section—
653 lbs.
Use—TV Broad-
casting and
curtain antennas
for International
Broadcasting

* Between CG of Tower Legs

Trylon Towers are made only by

WIND TURBINE CO., WEST CHESTER, PA.

"DYNA-Q"



ALL BAND ANTENNA LOADING COIL

Send for this good-looking coil.
\$14.95 post-paid
C.O.D.'s postage Extra

- Base or Center Loading
- Stream-lined . . . low wind resistance . . . high "Q"
- All Bands 10 to 75 . . . with one coil
- Standard 3/8-24 solid brass chrome plated fittings.

\$14.95

Jobber Inquiries Invited

K-W Engineering Works
3145A North 48th St., Milwaukee 16, Wis.

URGENTLY NEEDED

BC-221 Frequency Meters. Can use any quantity and any nomenclature provided only that the set is complete with original calibration book.

Phone Ayer 300 **Weston Laboratories, Inc.**
LITTLETON, MASS.

For Selectivity
Never Before Achieved In a
Communications Receiver

Dr. Qwak

R The Collins 75A-3
With Mechanical Filter

Dr. Qwak (Willard Wilson — W3DQ) also has B & W, Collins Xmtrs, National, Hallicrafters, Johnson, Elmac, Gonset, etc. . . . all for prompt delivery, and on the easiest of terms. Write today.

Wilmington Electrical Specialty Co., Inc.
405 Delaware Ave., Wilmington, Delaware
Est. 1920

Willard S. Wilson, President
Member OOTC — VWOA — QCWA
A • A • O • N • M • S

SS Results

(Continued from page 66)

W3FSM . . . 1710-45-19-B-6	
W3ZQ . . . 70-7-5-B-1	
W3GRF . . . 54-6-3-A-2	
W3RRT . . . 36-4-3-A-2	
W3FQB . . . 9-3-1-A-1	
W3QAZ (W3s QAZ VKG)	
1199-21-17-A-12	

Mississippi

W5WZZ . . . 7654-93-43-B-15
W5YBH . . . 2081-39-19-A-10

Tennessee

W4VJA . . . 49,938-289-58-A-39
W4VFL . . . 32,219-224-57-A-30
W4WZP . . . 12,388-163-38-B-31
W4UFC . . . 11,970-106-38-A-8
W4SNZ . . . 8600-103-43-B-17
W4TYV . . . 45-5-3-A-5
W4UIO . . . 27-3-3-A-5
W4OEZ . . . 2-1-1-A-1

GREAT LAKES DIVISION

Kentucky

W4KZF . . . 69,564-341-88-A-32
W4CDO . . . 8484-101-42-B-14
W4SUD . . . 520-20-13-B-1
W4ANQ/4 (W4s ANQ YFA)
108-6-6-A-

Michigan

W8ZXC . . . 8853-114-39-B-23
W8PVI . . . 3052-54-28-B-14
W8DIU . . . 42-24-B-3
W8GTI . . . 1680-40-21-B-8
W8FLL . . . 900-23-20-B-4
W8BGY . . . 180-10-6-A-1
W8NOH/8 . . . 135-8-6-A-1
W8MLR (W8s MLQ MLR MNZ)
43,446-224-52-A-33
W8VQD (W8s IFO VQD)
41,616-290-72-B-39
W8KAU (W8s JGN KAU)
31,928-240-45-A-32
W8GLK (W8s GLK JBT OSG)
160-10-8-B-1

Southern New Jersey

K2CSC . . . 19,074-145-44-A-33
W2FYT . . . 14,190-172-43-B-2
W2LS . . . 7038-69-34-A-17
K2BWR . . . 6075-75-27-A-16
K2RQW . . . 2160-41-18-A-12
W2RCW . . . 576-19-16-B-5
W2GND . . . 189-9-7-A-2
K2CJW . . . 98-7-5-A-2
W2GVB . . . 12-2-2-A-4
W2ZQ (W2s JWA NDO QVD KN2CLD)
10,804-146-37-B-20

Western New York

W2ICE . . . 35,100-270-65-B-25
W2OTW . . . 21,548-171-42-A-10
W2PJM . . . 10,384-118-44-B-10
W2ROM . . . 6864-89-39-B-15
W2VEY . . . 2795-41-23-A-8
K2BZC . . . 175-37-16-A-10
W2VIU . . . 646-24-17-B-5
W2RLN . . . 341-16-11-B-8
W2FXA . . . 126-7-6-A-1
W2GVJ (W2GVJ K2BUD)
7515-84-30-A-16

Western Pennsylvania

W3VKD . . . 51,204-379-68-B-30
W3SYW . . . 2772-41-24-A-9

CENTRAL DIVISION

Illinois

W9NDA . . . 116,070-530-73-A-40
W9WYL . . . 40,869-240-57-A-38
W9FVU . . . 19,296-134-48-A-27
W9CPK . . . 16,113-133-41-A-27
W9RYU . . . 15,525-118-45-A-17
W9LQF . . . 14,084-131-36-A-28
W9AVJ . . . 13,700-81-50-B-10
W9TFA . . . 5542-42-34-B-17
W9GRV . . . 5148-66-39-B-5
W9RER . . . 4368-52-28-A-6
W9SMG . . . 2015-46-17-A-8
W9CGQ/9 . . . 700-27-14-B-
W9JJY . . . 660-21-11-A-9
W9IDO . . . 561-17-11-A-4
W9KFL . . . 550-25-11-B-3
W9MXJ . . . 72-6-6-B-1
W9VNF . . . 54-6-3-A-1
W9KMN . . . 348-4-2-A-1
W9DMY (W9s AOU DMY FQY)
9384-136-46-A-30
W9ZSI (W9s TOL ZSI)
5175-59-30-B-7

Indiana

W9JVN . . . 44,022-255-58-A-35
W9KDY . . . 37,000-251-54-B-27
W9QYQ . . . 8778-105-42-B-14
W9CNG . . . 4288-67-32-B-8
W9NTA . . . 2600-65-20-B-8
W9RZS . . . 2432-38-32-B-11
W9CC . . . 798-20-14-A-1
W9QMT . . . 510-17-10-A-2

Wisconsin

W9ACQ . . . 29,680-283-53-B-35
W9VBZ . . . 23,700-160-50-A-31
W9TPT . . . 18,678-163-58-B-20
W9MGT . . . 11,750-128-47-B-31
W9WVJ . . . 5402-76-37-B-16
W9VZL . . . 3564-51-22-B-15

DAKOTA DIVISION

North Dakota

W0NPR . . . 23,328-162-48-A-22
W0KZZ . . . 19,845-137-49-A-24
W0JWL . . . 17,878-118-51-A-34
W0NGO . . . 528-23-12-B-4

South Dakota

W0PRZ . . . 107,201-497-73-A-30

Minnesota

W0AJS . . . 20,352-128-53-A-28
W0TIV . . . 2448-35-24-A-9

DELTA DIVISION

Arkansas

W5TTG . . . 56,730-308-62-A-40
W5ZBC . . . 3456-49-24-A-6

Louisiana

W5KC . . . 2340-40-20-A-3

(Continued on page 134)


NOW OFF THE PRESS

THE brand-new 32nd edition of the Radio Amateur's LICENSE MANUAL is complete, up to date, and revised to include the latest information on amateur licensing. Contains the new mail-examination regulations, all the dope on frequency privileges for the various class of amateur licensees, details of the U. S.-Canada Reciprocal Operating Agreement and code-practice schedules. And of course, it has the current FCC examination schedule.

Order **YOUR** copy today

PRICE **50¢** POSTPAID

(no stamps, please)



YOU don't have to grope for the dope... it's all here and easy to understand

- NOVICE • CONDITIONAL
- TECHNICIAN • GENERAL
- EXTRA-CLASS

The AMERICAN RADIO RELAY LEAGUE, Inc.

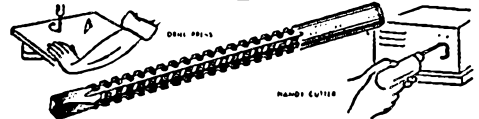
WEST HARTFORD 7, CONN.

GET INTO ELECTRONICS

You can enter this uncrowded, interesting field. Defense expansion, new developments demand trained specialists. Study all phases radio & electronics theory and practice: TV; FM; broadcasting; servicing; aviation, marine, police radio. 18-month course. Graduates in demand by major companies. H.S. or equivalent required. Begin Jan., March, June, Sept. Campus life. Write for Catalog.

VALPARAISO TECHNICAL INSTITUTE
Dept. TN Valparaiso, Ind.

DRILL SAW INTERNATIONAL REAM CUT




IDEAL FOR RADIO HAMSI

You'll find hundreds of uses for this bit! Use with any electric drill, slow drill press, lathe or milling machine. Drills its own starting hole—upper part of bit may be used to cut, saw or ream circles, ovals, squares, scrolls. Easy to operate. Abrasive resistant, high speed steel. Flutes ground from solid. Withstands severe continued use without breaking. Resharpened at no charge. 1" in three types—all purpose, wood, heavy metal. Specify type needed. Details on request. Money back guarantee. Shipped same day. Dealer inquiries invited. Order Now! Set of 3, \$11.50. Send cash, check or money order.

only **\$3.95** POST PAID

Manufactured and distributed by
INTERNATIONAL TWIST DRILL CORP.
618 Wyandotte, Rm 630, Kansas City 5, Mo

500 V.
at
225 Ma.
d.c.
output



\$29.50

PALCO

Mobile Power Supply Kit


- ★ Input 6 V d.c. @ 35 Amps
- ★ No battery drain when on standby
- ★ Instant start and stop — no waiting
- ★ Low current, low voltage switching eliminates heavy duty relays in battery circuit
- ★ Heavy duty communications type vibrator for dependable, long life
- ★ Small, compact, rugged. Shipping weight 14 lbs.
- ★ Chassis 6" x 7". Overall height 6 3/4". Mounting plate 6" x 9"
- ★ In kit form only. \$29.50 FOB Indianapolis. Order from

PALCO ENGINEERING CO.

150 West 75th Street

Indianapolis, Ind.

Easy, fast way
to cut "Key"
and "D" openings
in chassis



No. 732 "Key" Punch



No. 733 "D" Punch

...with new GREENLEE Radio Chassis Punches

Now, in 1½ minutes or less make perfect "Key" or "D" holes for sockets and other equipment. Simply insert GREENLEE Punch and turn with an ordinary wrench... get a "clean" opening in a hurry! Write today for details on these as well as GREENLEE Radio Chassis Punches for round and square openings. Greenlee Tool Co., 1865 Columbia Ave., Rockford, Ill.



CANADIANS! We have large stocks of nationally advertised Ham parts. Write for Free catalog.

THE CRAWFORD RADIO

VE3YR 119-121 JOHN ST., N. VE3JU
"Geo" HAMILTON, ONT. "Bill"



NEW!

ELECTRIC SOLDERING PLIERS

AT LAST! The easy to use resistance soldering tool for intricate work.

- ★ Slender Special Alloy Tips—Readily interchangeable
- ★ Amazing Power—Practically instantaneous heating. No warmup required
- ★ No Cold Joints—Heat generated in work, not merely applied externally
- ★ Tool Remains Cool—Applying power only for the second or so necessary concentrates all heating in the work.

UNIT CONSISTS OF Pliers—Approximately size and shape of familiar long-nosed pliers. Transformer—110 V. ac primary, 50-60 cycles. Foot Switch—Heavy duty non-locking.

ST. JOHN ENGINEERING CO.

4131 Lankershim Boulevard • North Hollywood, Calif.

Send me _____ Birdbills C.O.D. @ \$28.50

plus postage

Send descriptive literature

Name _____

Address _____

City _____

State _____

MIDWEST DIVISION

- Iowa*
W0BX...19,082- 177-54-B-32
W0BPW...17,618- 135-45-A-34
W0NEX...799- 24-17-B- 5
- Kansas*
W0REP...53,676- 284-63-A-35
W0ZKO...25,839- 160-54-A-16
W0DMS...3538- 42-28-A- 5
W0AER...3150- 42-25-A- -
W0MEF...24- 4- 3-B- 1
- Missouri*
W0BCP...57,936- 418-71-B-30
W0DMG...41,193- 301-69-B-29
W0YJ...4800- 62-25-A-14
W0FLN (W5WTQ W08 AJE ORA)...13,450- 140-50-B-30
- Nebraska*
W0EHF...27,968- 222-64-B-14
W0GYM...12,870- 145-45-B-15
W0CQC...12,213- 89-46-A-14
W0KGA...63- 7- 3-A- 3

NEW ENGLAND DIVISION

- Connecticut*
W1AW3...22,366- 213-53-B-12
W1MRJ...15,222- 170-43-B-32
W1ZDP...705- 24-15-B- 3
W1YYM...684- 19-12-A- 1
W1EOB...126- 9- 7-B- -
W1WPO...12- 2- 2-A- 1
W1MIF...2- 1- 1-B- -
- Maine*
W1GKJ...13,932- 129-36-A-21
- Eastern Massachusetts*
W1JEL...62,112- 327-64-A-40
W1VYI...30,702- 240-43-A-36
K1PCH...15,226- 166-46-B-19
W1QPH...15,035- 131-39-A-22
W1BNX...14,652- 132-37-A-24
W1QON...7668- 109-24-A-16
W1MKW...4185- 79-27-B-17
W1AQE...3744- 52-24-A- 4
W1PRV...3105- 45-23-A-10
W1RWO...673- 28-12-B-10
W1YQF...594- 17-12-A- 5
W9VJD/1...540- 19-10-A- 3
W1QDX...450- 15-10-A- 3
W1PNW...263- 13- 7-A- 6
W1WTJ...252- 12- 7-A- 2
W1MEJ...124- 3- 5-A- 1
W1VWQ...8- 2- 1-A- -
- Western Massachusetts*
W1QWJ...6300- 75-28-A- -
W1UKR...5712- 68-28-A-16
W1MNG...3844- 62-31-B- 6
W1MVF...147- 7- 7-B- 1
W1CJX...103- 7- 9-A- 5
W1PHU...75- 5- 5-A- 3
W1JYH...72- 6- 4-A- -
W1WFL...48- 4- 4-A- 3

New Hampshire

- W1BFT...37,584- 232-54-A-16
W1HRL...32,133- 202-A-30
W1ACQ...33,625- 175-45-A-33
W1WVS...3000- 100-20-A- 5
W3VEL/1...2280- 42-19-A- 4
W1NEJ...552- 23-12-B- 3
- Rhode Island*
W1TRX...32,450- 278-59-B-39
W1VXC...1968- 26-15-A- 5
W4CVO/L...270- 15- 9-B- 2
- Vermont*
W1RNA...10,188- 142-36-B-19
W1AXN...6633- 101-33-B-17
W1BEO...4805- 78-31-B-11

NORTHWESTERN DIVISION

- Alaska*
KL7AON...28,740- 242-60-B-35

- Idaho*
W7DMZ...29,520- 248-60-B- -
W7NGA...18,816- 129-49-A-28
W7SGS...540- 15-12-A-14
W7TYG...180- 10- 8-A- 3
- Montana*
W7NPV...37,479- 203-62-A-39
W7SWW...240- 16- 5-A- 9
- Oregon*
W7OVA...13,608- 126-36-A-21
W7JLU...189- 11- 9-B- 1

- Washington*
W7EYD...32,076- 200-54-A-21
W7HAD...13,786- 113-61-B-14

PACIFIC DIVISION

- Hawaii*
KH6AWM, 70,819- 536-67-B-35
KH6IJ...208- 13- 8-B- 1
KH6WV...2- 1- 1-B- -
- Nevada*
W7JUH...23,584- 176-67-B-18
W7QHJ...15,269- 131-39-A-32
- Santa Clara Valley*
W6WLL...10,164- 121-42-B-26
W6MKM...8112- 35-32-A-20
W6NTQ...5904- 63-32-A-11

- East Bay*
W6BXE...31,800- 265-60-B-36
W6IDY...29,952- 234-64-B-29

- San Francisco*
W6CBE...33,062- 271-61-B-28
W6MOX...18,183- 162-38-A- 7
W6ATO...6804- 82-42-B-12
W6UOM/6...2- 1- 1-B- -

- Sacramento Valley*
W6SUP...57,664- 424-68-B-40
W6GVM...4488- 67-34-B-10

- San Joaquin Valley*
W6GQZ...3542- 77-23-B-15

ROANOKE DIVISION

- North Carolina*
W4HUW...42,160- 340-62-B-32
W4ZWF...8022- 96-42-B-12
W4TEW/4...6845 TEW YDY
43,988- 290-51-A-32

- South Carolina*
W4ZVY...11,223- 132-43-B-17

- Virginia*
W4HQN* 102,460- 520-66-A-39
W4ESK...65,520- 366-60-A- -
W4LIM...33,737- 224-51-A-25
W4FV...25,984- 232-56-B-26
W4KMS...17,343- 141-41-B-26
W4VUF...13,860- 132-35-A-30
W4LLU...10,220- 146-35-B-14
W4IYC...9800- 100-49-B-14
W4Y2T...8943- 137-33-B-21
W4PRK...3048- 100-29-B-14
W4U...7028- 128-25-B- 8
W4IQG...5250- 83-42-B- 8
W4RSB...5115- 78-33-B- 7
W4ZRB...4757- 78-21-A- 6
W4ZV...3929- 50-27-A- 7
W4OZA...346- 66-27-B- 5
W4TF...179- 40-23-B- 4
W4VRT...1502- 39-13-A-10
W4RJW...780- 20-13-A- 2
W4CLD...690- 23-15-B- 3
W4RTV...624- 16-13-A- 1
W4MZR...452- 15-10-A- 2
W4ITP...336- 16- 7-A- 8
W4BMM...315- 15- 7-A- 2
W4PNK...297- 11- 9-A- 1
W4IMP...272- 17- 8-B- 2
W4OSB...252- 14- 6-A- 4
W4WV...132- 11- 6-B- 2
W4URM...120- 8- 5-A- 3
W4YUK...120- 8- 5-A- 1
K4W4H...9- 3- 1-A- -
W4YKX...6- 2- 1-A- -
W4YMP...8- 2- 2-B- 1
W4WV...3- 1- 1-A- -
W4YRQ...3- 1- 1-A- -
W4CRG (W4S CRG FJ) 3- 1- 1-A- -

- West Virginia*
W8PQQ...15,043- 154-49-B-13
W8QHG...3486- 42-28-A- 5

ROCKY MOUNTAIN DIVISION

- Colorado*
W0YMP...25,652- 177-49-A-29
W0BWB...24,867- 154-54-A-40
W0RJN...24,021- 159-51-A-29
W0GR...15,792- 114-47-A-17
W0YB...15,453- 101-51-A-21
W0FMV...6660- 61-37-A-13
W0ERR...2277- 52-23-B- 8
W6UAA/6...2145- 34-22-A- 6
W0WLN...2024- 36-19-A-21
W0FZQ...330- 15-11-B- 3
W0SYA...243- 9- 9-A- 2
W0AEE...240- 15- 8-B- 3

(Continued on page 158)

**TO THE E. E. OR PHYSICS GRADUATE
WITH EXPERIENCE IN
RADAR OR ELECTRONICS**

Hughes Research and Development Laboratories are engaged in a continuing program for design and manufacture of advanced radar and fire control systems in military all-weather fighters and interceptors.

THE GREATEST advancements in electronics are being made in this sphere because of military emphasis. Men now under 35 years of age will find this activity can fit them for future application of highly advanced electronic equipment.

YOU WILL serve as technical advisor in the field to companies and government agencies using Hughes equipment.

TO BROADEN your field of experience in radar

and electronics you will receive additional training at full pay in the Laboratories to become thoroughly familiar with Hughes radar and fire control equipment.

AFTER TRAINING you will be the Hughes representative at a company where our equipment is installed; or you will advise in the operation of Hughes equipment at a military base. (Overseas assignments, single men only).

HUGHES
RESEARCH AND DEVELOPMENT LABORATORIES
*Scientific and Engineering Staff
Culver City, Los Angeles County, California*

Assurance is required that relocation of the applicant will not cause disruption of an urgent military project.



**FOR
IMPROVED
MOBILE RECEPTION.**

Gonset Noise Clipper

The proved-in-service favorite of a great many mobile operators for the reduction of ignition interference.

Also highly effective on other types of interference—that produced by electric razors for example—having comparatively low repetition rates and short pulse lengths.

Installed readily on all sets using conventional diode detector circuits including standard communications and short wave broadcast receivers.

Ready to attach . . . complete with comprehensive installation instructions.

Net . . . 9.25



GONSET CO.

801 South Main Street . . . Burbank, Calif.

AGAIN!

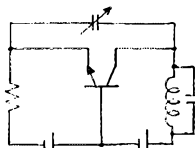
FEDERATED SCOOPS THE ELECTRONIC WORLD!

**NPN
GROWN
JUNCTION**

TRANSISTORS



LIFE-SIZE

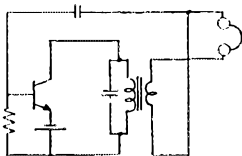


GROUNDING BASE
OSCILLATOR

Manufacturer's production changes now make it possible to offer you NPN Transistors at this sensational price. Use these transistors in low-level amplifiers, oscillators, keyers, R.F. & I.F. amplifiers. First quality units! Guaranteed to meet specs! Manufactured by Germanium Products Corporation, pioneers in transistors, under Western Electric Company license.

\$3.95
NOW EACH

SUPPLIES LIMITED! MAIL COUPON TODAY!



GROUNDING EMITTER
OSCILLATOR

Federated PURCHASER, INC.

66 DEY STREET, DEPT. 402, NEW YORK 7, N. Y.

Rush me _____ NPN Grown Junction Transistors at \$3.95 each. (We pay postage in U. S. Sorry, no C.O.D.'s.) Instruction sheet included.

NAME _____

ADDRESS _____

CITY _____ ZONE _____ STATE _____

Newark, N. J.

Easton, Pa.

Allentown, Pa.

Los Angeles, Cal.

GOING MOBILE?

See us for the best buys for
that mobile rig. All Leading
Brands In Stock!


ADIRONDACK RADIO SUPPLY

185 West Main St. Amsterdam, N. Y.
Ward J. Hinkle, W2FEU, Owner

Our Tel. # is 73
Our P.O. Box # is 88
Our Car License is MY73

LEARN CODE!

SPEED UP Your
RECEIVING
with G-C
Automatic Sender
Type 5
\$28.00 Postpaid in
U. S. A.



Housed in Aluminum Case Black Instrument Finished. Small—Compact—Quiet induction type motor. 110 Volts—60 Cycle A.C.
Adjustable speed control, maintains constant speed at any Setting. Complete with ten rolls of double perforated tape. A wide variety of other practice tapes available at 50c per roll.

GARDINER & COMPANY

STRATFORD NEW JERSEY

GET YOUR COMMERCIAL TICKET EASIER WITH ...

RADIO OPERATOR'S LICENSE
Q AND A MANUAL
(4th Edition)
by Milton Kaufman
Covers Elements 1 through 8.
Complete discussion
of answers to every
technical question in the
F.C.C. Study Guide! Used
by over 50 leading
schools. Only \$6.60 at
jobbers, bookstores
or direct from—



JOHN F. RUED Publisher, Inc.
480 Canal Street, New York 13, N. Y.

Utah
W7QWH...17,472- 170-52-B-15
W7QDM...36- 4- 3-A- 1
W7QDJ...3- 1- 1-A- 1
W7TMK (W7s LCC QPO QVN
RCP RGG) 6120- 90-36-B-34

Wyoming
W7PKX...5220- 60-29-A- 6
W7QPP...147- 8- 7-A- 5
W7HRM...2- 1- 1-B- -

SOUTHEASTERN DIVISION

Alabama
W4WOO...34,288- 204-57-A-40
W4WOG...27- 3- 3-A- 1
W4LEN (W4s LEN PKA)
4095- 47-30-A- 7

Eastern Florida
W4AYX...2688- 65-21-B-24
W4WHF...2619- 51-27-B- 9
W4VTJ...2553- 37-23-A- 9
W2JWJ/4...48- 4- 4-A- 3

Western Florida
W4ANN...24,795- 220-57-B-26

Georgia
W4SOV...57,458- 309-63-A-37
W4YTO...25,398- 187-51-A-33
W4KSZ...19,710- 150-45-A-14
W4WLX (W4s SCU WLX)
3888- 48-27-A-11

West Indies
KP4UY...3- 1- 1-A- -
KP4EE (KP4EE W2DVT)
21,398- 161-45-A-22

SOUTHWESTERN DIVISION

Los Angeles
K6BWD...30,000- 200-50-A-40
W8OKD...17,010- 129-45-A-19
K6AHL...12,000- 125-32-A-21
W6PFZ...6045- 79-26-A-29
W6MYG...5762- 84-23-A-17
W8NJI...2729- 54-17-A- 7
K6BEQ...792- 24-11-A-10
K6BFF...18- 6- 1-A- 2
W6SQY (W6s HJK SQY)
774- 22-12-A- 6

W6NST (W6NST K6ATN)
120- 11- 4-A- 5
San Diego
W6GWZ...545- 22-11-A- 5
Santa Barbara
W6DLR...3- 1- 1-A- -

WEST GULF DIVISION

Northern Texas
W5SFW...68,832- 482-72-B-40
W5TLY...39,430- 219-60-A-29
W5BLU...104- 6-6-A- 1

Oklahoma
W5SV8...18,571- 192-49-B-31
W5ORH...7014- 85-42-B- -

Southern Texas
W5YGL...71,181- 363-66-A-37
W5UBN...66,402- 350-69-A-40
W5RBN...26,565- 247-55-B-28
W5WJB...2862- 53-27-B- 9
W5YSC (W5YSC WN5ZNN)
96- 8- 6-B- 3

New Mexico
W58QI...26,828- 183-49-A-33
W58TY...52- 1- 1-B- -
W5GEM (W5s BYG UDM
UUN YGR)
29,475- 200-50-A-39

CANADIAN DIVISION

Maritime
VO6U...133- 10- 7-B- -

Quebec
VE2CB...6278- 80-27-A- 9
VE2JL...890- 28-12-A- 4

Ontario
VE8BVI...18,365- 189-33-A-37
VE3NG...2988- 84-12-A-28
VE3HE...872- 28- 8-A- 9

Saskatchewan
VE5AJ...32- 4- 4-B- -

Alberta
VE6EO...2880- 74-20-B-15
VE6DU...888- 19-16-A- 7

¹ W9OHU, opr. ² WISFQ, opr. ³ W1WPR, opr. ⁴ Ho. Sta. not eligible for award. ⁵ W1GLP, opr. ⁶ W4NTZ, opr. ⁷ W6NWX, opr.

Correspondence

(Continued from page 67)

everything below this frequency, and by the time it reaches the 'speaker, there's nothing left. When I lick this problem I'll let you know.

— Herb Younger, W6OJA

NOTE FOR SWLS

P. O. Box 3450
Johannesburg, So. Africa

Editor, QST:

I feel constrained to write on the subject of the nuisance value of SWL cards and reports. If only these listeners would understand that a DX station laying down a strong signal and in contact with another ham is bound to know how his signals are arriving, and as such is not in the least bit interested in SWL reports. It is conceivable that a DX station which is putting in a barely audible signal when the band is open might be interested in a report card. I think I can correctly say that SWL cards for well-known DX stations are routed direct to the wastebasket unless they are accompanied by an International Reply Coupon, in which case most hams will acknowledge the report. Lately the SWLs seem to have got the idea that if they send their card by air mail they run more chance of collecting a QSL in return. If they had any sense they would send their report by ordinary mail and utilize the postage saved to enclose a reply coupon, and if you could give publicity to this suggestion I think you would save the SWLs a great deal of heartburn. . . .

— Arland Usher, ZS6Z

HAM-ADS

(1) Advertising shall pertain to radio and shall be of nature of interest to radio amateurs or experimenters in their pursuit of the art.

(2) No display of any character will be accepted, nor can any special typographical arrangement, such as all or part capital letters be used which would tend to make one advertisement stand out from the others.

(3) The Ham-Ad rate is 30¢ per word, except as noted in paragraph (6) below.

(4) Remittance in full must accompany copy. No cash or contract discount or agency commission will be allowed.

(5) Closing date for Ham-Ads is the 25th of the second month preceding publication date.

(6) A special rate of 7¢ per word will apply to advertising which, in our judgment, is obviously non-commercial in nature and is placed and signed by a member of the American Radio Relay League. Thus, advertising of bona fide surplus equipment owned, used and for sale by an individual or apparatus offered for exchange or advertising inquiring for special equipment, if by a member of the American Radio Relay League take the 7¢ rate. An attempt to deal in apparatus in quantity for profit, even if by an individual, is commercial and all advertising by him takes the 30¢ rate. Provisions of paragraphs (1), (2) and (5), apply to all advertising in this column regardless of which rate may apply.

(7) Because error is more easily avoided, it is requested signature and address be printed plainly.

(8) No advertiser may use more than 100 words in any one issue nor more than one ad in one issue.

Having made no investigation of the advertisers in the classified columns, the publishers of QSL are unable to vouch for their integrity or for the grade or character of the products or services advertised.

QUARTZ—Direct importers from Brazil of best quality pure quartz suitable for making piezo-electric crystals. Diamond Drill Carbon Co., 248 Madison Ave., New York City 16.

MOTOROLA used communication equipment bought and sold. W5BCO, Ralph Hicks, 204 E. Fairview, Tulsa, Okla.

SUBSCRIPTIONS: Radio publications. Latest Call Books, \$3.50. Mrs. Earl Mead, Huntley, Montana.

QSL's-SWL's Meade W6KXL, 1507 Central Avenue, Kansas City, Kans.

WANTED: Cash or trade, fixed frequency receivers 28-42 Mc. W9VIV, Troy.

QSL's SWL's: High quality. Reasonable prices. Free samples. Write to Bob Teachout, W1P8V, Box Q124, Rutland, Vermont.

WANTED: All types of aircraft radios, receivers and transmitters. Absolutely top prices. Dandy W2KLV, 308 Hickory St., Arlington, N.J.

QSL's-SWL's: 100, \$2.85 up. Samples 10¢. Griffith, W3FSW, 1042 Pine Heights Ave., Baltimore, Md.

QSL samples: Dime, refunded. Roy Gale, W1BD, Watford, Conn.

QSL's "Brownie," W3CJ1, 3110 Lehigh, Allentown, Penna. Samples 10¢; with catalogue, 25¢.

QSL's: Custom-made or stock! List which. Samples, 10¢. Fritz, 1213 Briargate, Joliet, Illinois.

ATTENTION Bargain hunters! Dozens of real trade-in values including Collins, Vikings, Nationals, Hallcrafters, Elmac, Gonset, RME, Morrow, Harvey-Wellis. Write for free bargain bulletin. Complete stocks, all leading brands. We trade and sell on time. Burghard Radio Supply, Watertown, South Dakota.

DELUXE QSL's: Petty, W2HAZ, Box 27, Trenton, N. J. Samples 10¢.

QSL's-SWL's: samples, 10¢. Malgo Press, 1937 Glendale Avenue, Toledo 14, Ohio.

DON'T Fail! Check yourself with a time-tested Surecheck Test. Novice, \$1.50; General, \$1.75; Amateur Extra, \$2. Amateur Radio Supply, 1013 Seventh Avenue, Worthington, Minn.

CALL Letters: 25 cents a set. Dress up your rig, car, etc. For samples, write to Robert Connick, Nickson, P.O. Box 272, Cincinnati 1, Ohio.

WANTED: Bargains in transmitters, receivers, laboratory and test equipment, power supplies, miscellaneous gear and parts. What have you? Please state price desired. Harold Schonwald, W5ZZ, 718 N. Broadway, Oklahoma City, Okla.

QSL's: Taprint, 205 South, Union, Miss.

MICHIGAN Ham! Amateur supplies. Store hours 0800 to 1800 Monday through Saturday. Purchase Radio Supply, 605 Church St., Ann Arbor, Michigan. Phones 8896 and 8262. Roy J. Purchase, W8RP-Leroy Reichenberger, W8LJD-Edmund E. Gunther, Jr., W8HMW.

WANTED: Early wireless gear, books, magazines and catalogs before 1925. W6GH, 1010 Monte Drive, Santa Barbara, Calif.

VAN SICKLE's is the place to buy new or used equipment. Johnson-Viking, Eldico and Sonar Wired or Kits in stock. Big Trades. Easy Terms. W9KJF, 1320 Calhoun St., Ft. Wayne, Ind.

WANTED: Pentron Model 748 wire recorder radio phonograph, in gud condx. Also beam rotator. W9VQC, Virgil, South Dakota.

TUNING shafts for ARC5, 274N, ARN7, ARB, RU16, \$2.00; MC21A, 35¢; MC136, \$2.50; 274N racks and mountings, \$1.00; BC-348 potentiometers, \$2.00. All new. L.I. Radio, Box 474, Montrose, Pa.

QSL's: Amateur radio's favorite QSL printer. Samples catalog, 25¢ refunded. Stronberg, P. O. Box 151, Highland Sta., Springfield, Mass.

FOR Sale: BC-348 receiver, extra audio stage, S-meter and noise limiter, balanced ant. input and ant. trimmer. In new condx: \$65.00. W. A. Duke, P. O. Box 464, Springfield, Tenn.

QSL's: QSL's? State-map? Rainbow-map? Cartoon? Largest variety QSL samples, 20¢. Sakkers, W8DED, P. O. Box 218, Holland, Michigan. (Callbooks, \$3.50).

QSL-SWL cards: Sensational offer, Bristol stock 500 1 color \$3.95, 2 color \$4.95, 3 color \$5.95. Super gloss 1/2 extra. Rainbow cards. Samples. QSL Press box 71, Passaic, N. J.

NOVICE crystals—80, 40, and 15 meter — \$2.75. 2 meter, \$3.50. New, plated, and hermetically sealed. 1/2 in. pin spacing. Within 3 KC of requested frequency on fundamental. McNay Crystal Labs., W8ELB, 644 Probasco St., Cincinnati 20, Ohio.

WANTED: Any complete and perfect, or complete and excellent membership copies of QST published in period 1919 to 1925, inclusive. These contain Operating or Traffic Department Reports. Also want Special League Bulletin published May, 1919, entitled "Getting Together Again." 5 sometimes called "Midges." Issue of QST, Summer B. Young, W6CO, R.R. 3, Box 94, Wazzata, Minn.

NEED: RSA/ARN-7 Bendix compass receiver and BC788 altimeter; BC-348 Receiver and parts; Advise at once price, condition. Also buyer of all surplus aircraft electronics. Write James S. Spivey, Inc., 1406 G St., N.W., Washington 5, D. C.

POSTCARD brings you free information on our new Amateur Desk Signs and money-saving club purchase plan. Hawkins Distributing Co., Paquattuck Terr., East Moriches, N. Y.

WANTED: AN/ART-13 transmitter and/or parts. Robert Wegelin, 410 Cedar Street, NW, Washington, D. C.

QSL's: High quality, samples 10¢. Dortch, W4DDF, Jocelyn Hollow Rd., Nashville, Tenn.

QSL's: Samples free. Albertson, W4HUD, Box 322, High Point, N. C. CODE slow! Try new method. Free particulars. Donald H. Rogers, Fanwood, N. J.

ELECTRONIC Technicians. For permanent positions with Sandia Corporation. Armed Forces acquired radar or electronic experience desirable; trade school certificate with minimum five years experience. Versatility, capability, and willingness to work most essential. Sandia Corporation, a subsidiary of the Western Electric Company, operates the Laboratory under contract with the Atomic Energy Commission in Albuquerque, New Mexico. Excellent working conditions and liberal employee benefits, including paid vacations, sickness benefits, group life insurance and a contributory retirement plan. No housing shortage in the Albuquerque area. For further information write to Section (2), General Employment Division, Sandia Corporation, Sandia Base, Albuquerque, New Mexico.

WANT: AN/ARC-1a, AN/ARC-3a, BC-610E's and components. Writing to B. Spivey, 7013 Rolling Road, Chevy Chase, Md.

DX LOG of awards, the information you have been looking for. Contains the official rules for more than 30 awards with check lists to record your progress. DXCC covers nine pages alone. Only one new DX award, WAS, which has space for five bands. Contains also postal data of all countries, index of banners, countries and other valuable information. The prepaid price to any country is only one dollar, U. S. funds. By air mail to U. S. and possessions \$1.25. Send check or cash now to: E. C. Frierson, W4RKJ, Hobby Publishing Co., Easley, S. C.

WANTED: IRE and QST, 1925 through 1933; BSTJ up through 1946, April 1948, April 1951; RCA Review June 1947, George Maki, W6BE, 1417 Pacific, Santa Barbara, Calif.

SURPLUS special! RG-8/U Cable 100 ft. \$5.95, 250 ft. \$13.25, 500 ft. \$25.00. Coaxial Connectors — PL-259 5 for \$2.25, SO-239 5 for \$2.00. New tubes — 807 — \$1.65, 811A — \$4.25, 812A — \$4.50, 813 — \$10.50, 866A — \$1.48, 304TH — \$8.75, 872A — \$3.95, 24G — \$1.85. Postage extra. Request free bulletin and visit our new store for thousands of bargains. Want to buy or swap? Selwyns, Synchron, Servo Motors, Ampidynes, RTA-1B Aircraft Radio, Electron, Resonance, 71 Arch St., Philadelphia 5, Pa.

QSL's: Something different! Send \$3.00 for 100 ads to be surprised. 24-hour satisfaction guaranteed or send 10¢ for samples. Constantine, Bladensburg, Maryland.

CORRECTION! RK4D32 tube, brand new, \$17.50 postpaid. W5AXL.

POSITION offered: Man with knowledge of publishing, advertising and printing business. Must be familiar with ham talk. Licensed amateur is preferred. Give full details of experience, education, etc. Location East Coast. Some traveling necessary. New division of established company. Confidential, P. O. Box 155, University Branch, Miami 46, Florida.

SELL converted Meisner 150-B 300 watt, ten thru eighty meters, AM/PM phone CW smitter. New modification xformer, xtal mike, etc. With Model EX Signal Shifter, all coils, tubes and spare 813 811 complete, F.o.b. Cambridge \$195.00. Charles Walcott, W1SYV, 81 Sparks St., Cambridge, Mass.

PERFORATED Sheet Aluminum 18 gauge with 1/16" holes. Easily worked with hand tools or cut to your pattern. Perfect for shielding. One dollar per square foot. Minimum order four feet. Write for bulletin. Nortmann-Dutkic Company, 2740 S. 32nd Street, Milwaukee 46, Wisconsin.

QSL's: Two colors, \$2.00 hundred. Samples for stamp. Rosedale Press, Box 164, Asher Station, Little Rock, Ark.

WESTON Laboratories, Inc., of Littleton, Mass., will purchase for cash out BC-21. Frequency meter or any of the following: TS-173, TS-174, TS-186, TS-323, TS-13, TS-35, TS-34, APR-4 receivers or tuning units. Write, giving full details.

FREE! Reflectorized aluminum call sign through special plan. Whitley, W2LPG.

FOR Sale: BC453 Q-5'er — \$15.00; BC454, 80-meter receiver \$12.00; BC455, 40 meter receiver \$10.00; BC167A, 80 meter transmitter \$14.00; power transformer, 800 volt d.c. at 750 m.a. — \$8.00; power supply, complete mounted, unvired 400-900 volt d.c., 225 m.a. complete with 816 tubes, sockets, switches, switches, \$20.00; BC-81J coax cable, 8 cents per foot. Sell 100 foot lengths or 500 foot coil; Ground station transmitter for private airplane frequency (122.8 Mc), modified ARC4 complete with preamplifier, external power supply. 832 final. Quickly changed to 2 meters. Two channel receiver, directions to make tunable. \$65.00; Army surplus headphones, excellent, \$2.00. Dr. Charles H. Scheitley, W9NOD, Mayo Clinic, Rochester, Minn.

ELMAC: A-54H and PMR6-A transmitter and receiver brand new in factory sealed cartons, also power supplies, terrific discount. Spring housecleaning, used Morrow J-band, Stancor ST203A with VFO, Mac, W4NJE, Box 246, Lewisburg, Tenn.

SELL— Clean-up sale, new transmitter parts: one Thor. T-1 5ROI plate & fil; one Thor. T-4VXI h.d. fil. 5V & 6.3V; one Thor. T-48001 h.d. plate; one Thor. 11M76 125W. "Multi-match" mod; one UTC PA124 10V. fil; one Collins 1400VCT. 212ma. plate; two WE 15h. h.d. filter chokes; two Johnson 320mmf. 4500V. tuning condensers; two Hamm. MC 20S; one National 100D; Emerson 1725 to 40 rpm. 110V AC motor, worm gear built in. Many other new parts— National, Johnson, Ohmite, Miller, etc. 25% off net prices. Write for complete list & details. WØREG, Carl Fastie, Denison, Iowa.

FREE to ham photobugs. List of highest quality items. Newman, 261 East Burnside Ave., Bronx 57, New York.

VAN Sickle has S-53A, \$65.00; NC-88, \$98.00; NC-125, \$165.00; SX-71, \$199.00; HQ-140X, \$219.00. All guaranteed like new. W9KJF, 1320 Calhoun St., Ft. Wayne, Indiana.

TRANSFORMER with chokes, 3140 vct, 700 ma. d.c. out. All Amertran, \$25.00 F.o.b. W9LJH, Teutopolis, Ill.

75 WATT "power plus" transmitters, \$59.00. Complete. Atlanta Electronics, Box 7114, Station C, Atlanta, Ga.

FOR Sale: Globe-King 400 transmitter, Shure 777 mike, coils for 80-20-10 xtals for 10 complete, \$325.00. Meissner 150B, VFO with all coils, \$275.00; Elmac mobile receiver PMR-6A, \$85.00; Heathkit 5" scope, \$35.00. F.o.b. Newark, N. J., Clark, W2OZD, 299 N.J.R. Ave., Market 3-2223, Little Falls, N. J.

SELL: Pair nearly new GE800s, \$200 each, new 304TLs, \$4.00; 425A, \$15.00; 3 1/2" Burlington meters, \$2.00 each; used 250TL, \$5.00; 35T, \$4.00; transformer 700 VCT 250 Ma. 5 v, 6.3 v, \$3.50; Want: pair 4-250As. James H. Buck, W9ZDS, RFD 8, Ft. Wayne, Ind.

SELL: TB550D and APS50 de-TV'd, \$119.00; Master Mobile antenna mount, 75 and 20 coils, \$13.00; 6v. coax relay, \$9.00; Gonset Tri-band, \$29.00; 6v. Dynamotor 425 @ 275 Ma., \$23.00; Meissner KX turret exciter, \$39.00; BC221 with book, xtal, regulator supply, \$89.00; VHF/152A, \$49.00; R-9'er with 10 and 20 coils, \$13.00; Eico unused VTVM, \$29.00; RCA 5" scope, 10B, \$49.00; Alliance HIR rotor and thrust bearing, \$10.00; Super Pro BC1004 in cabinet with supply, \$149.00; H. L. Folkerts, W2HFZ, 465 Ft. Lee Rd., Leonia, N. J.

SELL: BC348-N, RME 10-20 Converter, \$110.00. WØATP, 9312 East Gregory, Hickman Mills, Missouri.

SWAP: Above average value in ladies or gents new diamond ring subject your inspection for clean TVI proofed 32V2. W5FPI, 5918 Southridge, Houston, Texas.

HARVEY-WELLS Deluxe with Harvey-Wells VFO and matching home built power supply. Used 25 hours perfect condition, \$120.00. W5EIO, K. M. Jessup, 1813 Lynnhaven, Ft. Worth, Texas.

FOR sale 32V3 Collins Trans. with spare 4D32. Best offer over \$650.00 orig. carton. W2AES, 218 Commonwealth Ave., Massapequa, L. I.

HIGH power amplifier 600-750 watts. Pr VT-127As, RF, pr 100THs modulators. MB-150 tuning unit in grid; get of BC-610 coils. HD power supply, 2000VDC, 650 Ma., \$350.00. Dynamotors, Vibrapak, HV power transformers, chokes. Panel meters, xtals. D. R. Gardner, W2GSS, 209 Knapp Road, Syracuse 4, N. Y.

FOR Sale: All are brand new, two 832As, \$5.00 ea; two 250THs, \$12.50 ea; 829B, \$6.50; BD77 generator, 14 v. in, 1000 v. out, \$20.00. Elvin Miller, R. 4, Elkhart, Indiana.

RME-69 receiver. In good condition, \$60. Thomas Crow, W6HGW, 901 Robertson Way, Sacramento 18, Calif.

FOR Sale: SX-71 R42 speaker, \$220.00; Viking 1 de-TV'd, VFO, spare 4D32, \$210.00. All in new condition and used only 10 hours. W3LAT, Ralp P. Adelmar, Mars 1 theatre, Mars, Penna.

NC57, used less than 10 hours; looks as good as new, \$65.00. No trades. Send in for list of gear and xtals to trade. Louis M. Blum, 2661 Dibblee Ave., Columbus 4, Ohio.

MAGAZINES: QST, 24 years, 1931 through 1953, with December 1943 missing. Radio 1938 through 1941. Some 1937. CQ, some copies 1947, 1948, 1949. Make an offer. Charles Miller, W2DPS, 10 Compton Road, New Hartford, New York.

QSLs. We've printed a million for hams all over the world. Samples 10¢, refunded. VYS Print, 1704 Hale Ave., Ft. Wayne 6, Ind.

YOUR call in attractive, modern, white, raised letters on black bakelite, 2 x 6 1/2 inches, \$2.50 postpaid. M. Weiman W2BCP, 4514 Ave. K., Brooklyn 34, N. Y.

VERY sweet baby mobile antenna satisfies XLV mobile antenna problem. Beautifully chromed, only 4 feet high. High Q weatherproof plug-in loading coils. Changes bands instantly. Top section resonates antenna to operating frequency. Becomes regular car whip when coils are removed. Perfect for Gonset, Elmac, Viking, etc. Bandwidth transmitters. Tiny but effective on all bands. Replaces regular cowl or fender broadcast whip. Easily installed in a few minutes. Coils available 75 through 10 meters. With mounting hardware and one coil, \$12.95 each. Specify brand. Other coils, \$2.75 each. WoVS, Bill Davis, 225 Cambridge Ave., Berkeley 8, Calif.

MOBILE operating station for sale. Bandwidthing 10-watt 5-through-160 mc transmitter (6N7 modulates 763). Morrow 75-200 converter. Philco 9-tube radio. TNS noise suppressor. Mallory 200 Ma. Vibrapak, dash control unit, panel meter (S-meter, modulation, crystal and band indicator), RCA microphone. All plug-in, relay-controlled. E. S. Winlund W1KJ, 80 Timber Trail, Wethersfield, Conn.

FOR Sale: Pilot FM tuner, like new, \$22.00; Heathkit G2 audio generator, square and sine waves, in very gud condx, \$22.00; EC-453, 5'er, very gud, it works, \$15.00; 35-watt 12" auditorium speaker, self-powered, \$15.00; logarithmic resistor, Daven, LR501, new, never used, \$50.00; RCA 3" scope, 155A, very gud condx, \$45.00; Would like to sell all these as soon as possible and no reasonable offer refused. Harry L. Smith, W3WVV, Bettendorf, Iowa.

150 Watt CW xmitter, \$95.00; Meissner Deluxe signal shifter, \$40.00; Hallicrafters R46, base reflex speaker, \$15.00. All are in excellent condition. T. E. McBride, W7STA, 3330 N. 27th Ave., Phoenix, Arizona.

URGENTLY need AN/APR-4 items. New high prices. Littell, Far Hills Branch, Box 26, Dayton 9, Ohio.

SELL: NC-125 receiver and speaker; Admiral 16" TV, Triplett tube-ster, model #3413, all in excellent condition. Charles Horn, 325 E. 163rd St., New York 51, N. Y.

QSLs: 150, \$2.00. Samples 10¢. Credited. Bob Garra, W3UQL QSL Service, 414 Mahoning St., Lehighton, Penna.

SELL: Collins 32V2 recently factory-improved to 32V3, except shielding with line filter, \$475.00; 75A1 receiver with Collins speaker, \$260.00; APT 8S 1000 Mc. Surplus transmitter unpacked, \$50.00; 5' selysna, \$100.00 pr.; ARC-4 2-meter surplus, unpacked, \$20.00; BC645, unpacked, \$10.00. All sales F.o.b. Rock Island, Illinois. Frank F. Wingard, W9EWH, 4517 13th Ave., Rock Island, Ill.

ALUMINUM tubing, square, rectangular, and solid aluminum. Write for circular to Handy Tool, Inc., P.O. Box 142Q, Tilton, N. H.

WILL sell or trade: 2 Mar 11 transmitters, complete with all accessories; 3 BC620 transceivers; 2 BC620 power supplies. Our club needs a good receiver. Albert Carpenter, WNSORM, Blossomland Amateur Radio Assoc., 2503 Langley Ave., St. Joseph, Michigan.

QST 1936 through 1944 complete, plus 41 odd copies 1921-1939. Whole lot only, \$40. Also old Kennedy 20 receiver and 525 amplifier. In wonderful condition, \$45.00. New RK-4D32, \$15.00. W2AEB, I. C. Grabo, 90 Lakewood Ave., Cedar Grove, N. J.

SELL: 25-watt Hammarlund AM transmitter, five bands, shock-mounted, wooden cabinet, NC-57; BC-1068 for two meters; BC-406. Nelson Bigelow, 712 Louisiana, Lawrence, Kansas.

SELL: Hammarlund 400X, like-new. Weston meters 0-50 Ma, etc. R. Long, 933 E. Broadway, So. Boston, Mass.

FOR Sale: Collins 32V2 transmitter, low pass filter, excellent condition, \$450.00. Local area preferred. Joseph S. Michane, W2ZMG, 2436 Mountain Ave., Scotch Plains, N. J.

VIKING Mobile with VFO, in perfect condition, used briefly at home, price \$120. W8AJS.

SELL: Simpson 27800 microamp meter, unused, \$3.50; 15 minute timer, 2 1/2 diam., unused, \$2.50; alum. transmitter cabinet, all vents screened, 17 1/2 x 12 1/2 by 13" deep, no panel, \$6.00; rectifier power unit for RAL7. Unused 3 Kv. 110V 3A driven generator, \$399; miscellaneous hi-volt filter condensers. George C. Miller, W2IAH, 362 High Street, Perth Amboy, N. J.

MENDE German rcvr, best offer over \$35.00 takes it. TRF rcvr, best offer over \$18.00. WNSBOF, Kassner, 115 N. Clark Rd., El Paso, Texas.

SELL HRO-50, in excellent condition, A. B. C. D. AA, AC coils, \$260.00. New PE-103, \$25.00. Want: SW3 or RME-84, Ray Rinaudo, R.F.D. 1, Box 185, Acampo, Calif.

HI, Fellas! Useful and beautiful! Neckties with your handle, call and antenna towers handpainted in contrasting colors. For prices write to Henry Schanding, W3RKF, R.F.D. 42, Harrington, Delaware.

WANTED: ART-13, TCS, BC-348, HQ-129X, SX-71, NC-183, etc. Write for free list of ham bargains. Farr Electronics, Box 273, Lexington 73, Mass.

FOR Sale: 221 P in 221A case, \$50.00; Collins 310C-2, \$70.00; 453, \$15.00; 459, \$15.00; 342D, \$60.00. Frequency multiplier as per '53 Handbook, \$25.00; 829 B, \$7.00. All items are in excellent condition. Stamped envelope brings full description. W3VCN, Worton, Maryland. Money orders only.

VERTICAL antennas. Square aluminum construction. Fully adjustable 10-40. Ham's dream. Write W6RM, Norm Theobald, Roban Laboratories, 618 Cherokee, Los Angeles 4, Calif.

IRANIUM. Big samples. Radioactivity guaranteed. One dollar. No stamps. E. E. Fletcher, W5WRS.

QSLs. Quality with economy. Samples, 10¢. W4AYV, Stinnette, Jr., Umattila, Fla.

NC-125 with speaker, for sale \$100. W2CKQ, Meditz, 1326 Decatur St., Brooklyn 27, N. Y.

VIKING II, Viking VFO, \$270; S-40B, \$70. All in good shape, with manuals. Louis Champion, Rt. 1, Box 45, Templeton, Calif.

FOR Sale: Collins 1 Kw transmitter. Original cost \$3500. Sell for \$1150. F.o.b. Write for details and list of other radio bargains. Arthur Faeke, 1751 St. John's Place, Brooklyn, N. Y.

BARGAIN! 80-40 10 W. xmitter (11-53 QST), \$11.00; Meissner JBK rcvr, \$6.00. Both for \$15.00. Joel Anderson, W1YZY, R.F.D. #1, Terryville, Conn.

SWAP: Hammarlund Super Pro, for a good tape recorder. William Reynolds, 104 King Street, Pottstown, Penna.

WANTED: SX20R, SX17, SX23, NC57, NC240D and other old receivers. C. R. Gerat, 2674 W. 25th St., Cleveland 13, Ohio.

COLLINS 32V3 transmitter, like new, \$600.00. Robert E. Galloway, W5LBD, Box 323, Uvalde, Texas.

SX24 and speaker, \$65. CML broadband 2-meter converter, \$15.00; parts for 250-watt transmitter, including complete set of B&W 500 watt coil and base, \$30.00. Walter F. Walsh, W2BTE, 368 Church Ct., Union, N. J.

FOR Sale: National NC100X with speaker, 900 volt power supply, Polaroid camera, flash, and exposure meter. Make me a reasonable offer. R. L. Weigel, 1507 West St., Utica, N. Y.

FOR Sale: Gonset 3-30 Mc. converter, in good condition. Has been used very little, \$25.00. H. G. Caldine, W2GOC, Box 1362, Rome, N. Y.

SELL: Eldico low pass 52-72 ohm low pass filter, \$5.00; Heath SG-6 signal generator, in new condition, \$10.00; Eldico electronic key with built-in monitor, \$15.00. R. H. Bedell, W2HFM, 60 Lindgren, Merrick, N. Y.

FOR Sale: National NC-173 w/speaker, in gud condx, \$128.00; Harrison antenna coupler, \$15.00; PE-103A, new, never used; with extra brushes and plug for output, \$27.00; BC459, \$6.00. First money order and F.o.b. at George J. Wagner, W3PHU, 120 Phillips St., Speers Hill, Charleroi, Penn.

TRADE or sell: Selysny 21GI, used, \$8.00 pair, ARC5 1415 Kc IFs, \$2.95 per set; Heath VTVM V6, new, \$26.00; TCIP tube-tester, new, \$36.00; Eico 41040, new, \$25.00; E101C, converted, new, \$5.00; Tech manual BC221, new, \$1.50; 178 issues of QST, 44 issues of CQ; all plus postage. Need: Tech manual BC348N, Command receivers, xmitters, BC348's, or what have you? M. J. Marshall, 455 Washington Ave., Dumont, N. J.

TWO 4E27A (5-125B) used, guaranteed, \$9.00 each; 2, new RCA 828s, \$3.00 each; good 805, \$1.00; GE Pyranol, 6000V, IMF capacitor, new, \$2.00; new F15V filter, \$2.00; 540-0-540 250 Ma. transformer, new, \$3.50. All are F.o.b. No. Plainfield, N. J. Joe Harms, W2IME, 225 Maple Ave.

TR-75TV (80-40), S-38C, \$40.00. Write Michael Neidich, K2ENN, Anticost St., Oyster Bay, L. I., N. Y.

SELL! Eimac A54, Gonset Triband converter and matching clipper, Master Mobile whip for 75 meter coil, \$130.00; Hickok signal generator, 170X, \$20.00, K2BDA, Weik, 331 Bergen St., Trenton, N. J.

SELL: Stancor poly-pendace xfmers, A4762 driver and A3829 175-watt mod., \$15.00 for pair; 20-meter 35W mobile station, complete, ready to operate, \$65.00. Particulars: A. J. Siegler, W2HRH, 727 Brower Ave., Franklin Sq., L. I. N. Y.

FOR Sale: QST from September 1934 to December 1953. Best offer. W6QKP, V. C. Viellenneau, 2313 Torrance Blvd., Torrance, Calif.

TRADE: Chanalyat, Hickok tube-tester, Jackson condenser tester and TalkaPhone. Want: Outboard motor and tape recorder. Floyd D. Howard, W5KUZ, 1422 Woodland St., West Monroe, La.

SELL: Excellent 50-watt xmitter; 3 band; QST diagram. Less power supply, \$17.00. Albert Sheppard, WAZSC, R.F.D. 3, Griffin, Ga.

WANTED: Variable condenser National TMA-150-A. Fred Norton, 1450 Norman Ave., Muskegon, Mich.

ATTENTION — S-38B receiver, \$35.00. Freight or express collect. W4WRY, 805 Broad St., Richland, Ga.

PAIR Eimac 4-125, \$25.00; pair Eimac 4E27A/5-125B, \$30.00; pair 805, \$4.00. All postpaid. Whisanant, W9EB1, 2506 North Main, Mishawaka, Ind.

SX-25 receiver, in excellent condition, with matching speaker, \$80.00. Sorry, cannot ship or deliver. John Wallace, W2LCU, 18 Third Ave., East Islip, L. I., N. Y.

VIKING I, de-TV'd, Viking VFO, new condition, \$190.00; Collins 75A2, with speaker, new condition, \$325.00; NC-125 with speaker, new, \$130.00; Hamrick Wells 1F-50C Harvey-Wells VFO, de-TV'd, like new, \$100.00; BC-221 for \$60.00; Vibroplex, \$10.00. George Snyder, W3LSS, R.D. #1, North East, Penna.

SONAR SRT-120P, 1953 model, never used, complete with power supply, original price, \$279.50. Can be had for only \$165.00. Jerry Klein, 235 Lyons Ave., Newark, N. J. Phone WA-3-3025.

WANTED: Unrevised oscillator coil and switch assembly for BC348 J, N or O. Brett, W8CBM, 19176 Forter, Detroit 35, Mich.

SELL: Mobile station, RCA transmitter 807 PA 46S, Gonset Triband. Whips. Best offer. W8RDZ, Lowenstein, 3287 Washington Blvd., Cleveland, Ohio.

URGENTLY needed: Bandspread dial for an SX-25. Minor, W5WSM, Rt. #3, Shawnee, Okla.

SSB? 2000 volt condensers. Offer ten C-D filters 1.5 mfd. Rating 750 VAC, \$10.00 and postage. W2OLU, Johnson, 10 No. Tenth, Mt. Vernon, N. Y.

COMPACT 120 to 200 W. phone-c.w. xmitter. Must be de-TV'd. Will pick up within 100 mi. radius of Chicago. Write to Jay H. Smith, W9WTG, Hamilton & Roosevelt Kds., Elmhurst, Ill.

CLIPPER-speech amplifier via Handbook, and 5514 modulator. UTC CMV-4 with 1500 VDC @ 280 ml supply, using Stancor PT8314. Also 2000VDC @ 300 ml supply using UTC S-49. Taylor tested T200. All inquiries answered. O. Nash, Star Route, Sanford, Mich.

FOR Sale: 6j6 tubes, bulk-packed, 400 per case, \$150.00 case, or 40¢ broken quantity. W4KSW, Thorpe, Hickory, Va.

SELL: Gonset Triband, \$21.95 and National Multiband 150, \$14.25. W3JFH, Strite, 31 No. Grant St., Wayneboro, Penna.

TELETYPE; Sell Model 12 page printer, complete. 21A strip printer, PE-103 generators, walkie-talkie pogo-stick transceivers. W6DOU, Lemon, 1558 "B" Street, Hayward, Calif.

WANTED: Hammarlund BC779 or SP-400X. Please state price and condition. For sale: Hallcrafters AM/FM tuner, S-31, \$25.00, pair new 810A, \$15; pair 812H, \$10, new; Weston 3 1/2" round meters, \$3.00 each; 0-15 VAC, 0-1 Ma; 0-100 Ma; 0-5 thermo-amps; Supreme 4" square meter, \$5.00; black wrinkle cabinet, 14", \$5.00. A. W. Sneyers, W2CZA, 39 Lowell Ave., Summit, N. J.

SELL or trade: 813's, PE103, Pr. 811a, modulator, Meck xmitter, 1200 v. pwr. supply. Other parts. List on request. Want S.W. meter. W8SVA, Rosebein, 2619 So. Gaylord, Denver, Colo.

COMMUNICATIONS type generator, 6V, Ford, Jumbo, 60 amperes or more, fork mount, \$35.00. C. Lee, W4PHJ, 827 Palatka Rd., Louisville, Ky.

COLLECTION of years going for a song! Meters, transformers, selenium rotators, variable au. filter condensers, relays, hundreds of items. List for a 3¢ stamp. W9ERU, Hubbell, 2511 Burrmont Rd., Rockford, Ill.

SALE: HQ-129X with speaker, \$140.00. Also RCA RCA 810, 866, HY75. Make an offer. D. G. Fuller, 210 Utica St., Tonawanda, N. Y.

WANTED: Workingman jeweler, will trade lady's finest quality diamond ring set, certified appraisal of \$375.00 for commercially built multiband mobile transmitter and power supply, converter, antenna and coils, or complete mobile station. Will pay freight. John Brownston, W6LPN, 5629 E. Granero Way, Sacramento, Calif.

USED 5820 image orthicon tubes, \$50.00 each. Fine for amateurs or experiments but resolution unsuitable for commercial TV. J. M. McDonald, W8HF, 140 West 9th St., Cincinnati, 2, Ohio.

FOR Sale: Complete as furnished by Motorola, 50 watt 75 meter mobile transmitter, new, Motorola receiver, Gonset triband, control box, push-to-talk mike, all cables, with plugs. Premax antenna, in perfect condition, ready to install. First \$200 takes. W1CPI.

WANTED: W. E. filter D16528, Sell Model 12 teletype, excellent, minus keyboard; toroids, 9 Henry, centertapped. W6HFK.

FOR Sale: Harvey-Wells TB350-D, \$95.00. Harvey-Wells power supply, \$10. Also Millen 90810 VHF xmitter, \$60.00. 2-meter beam, \$15.00. If interested, write to Nick Quackenbush, W2MYEJ, 39 Butler St., Kingston, Penna.

WANTED: National HRO. Please state model and price. Robert Becker, 200 South Williams St., Westmont, Ill.

SWAP or sell: Sonar VFO-exciter NBFM modulator/phone-c.w. monitor, speech amplifier, 8 tubes, power supply. Also Webster "electronic memory" wire recorder. Latest model. Both in excellent condition! Want: Collins 310-B or what have you? All replies answered. K6DCA, 2422 8th Ave., Oakland, Calif.

FOR Sale: 250 watt all-band c.w. rig complete with Millen Variarm ECO and Antenna tuner furnished with 40 meter coils. Standard 19" panels mounted in sturdy wooden rack. All stages individually metered with brand new Simpsons. Consistent FB sig. rpts received. 807 buffers 811 final. Bargain for \$115.00. Write P.O. Box #1225, Harrisburg, Penna.

WANTED! Extra Class ham, commercial tickets, wants full-time position! Available June first. Box 175, Chelsea Square, New York 11, N. Y.

WANTED: Collins 32V2 for cash or will trade Collins 310-B1 and pay the difference. W4MZO.

WANTED: Hallcrafters receiver, S-76 or better; must be in perfect condition. Name your best price. R. G. Gerlach, W3U2M, 1029 Hoover Ave., Feasterville, Penna.

TOWER: 100-ft. steel, self-supporting, three-legged, \$745.00. Details sent on request. H. C. Kaufman, W8LUB, 960 King Ave., Lorain, Ohio.

QSLs: If you're rich, in no hurry, and will buy anything, the "Super-speed special" is not for you. Samples 10¢. Robinson, W9AYH, Dept. D, 12811 Sacramento, Blue Island, Ill.

NC183D's, with speaker, \$295.00, guaranteed A-1. Electronic Labs, 2444 "D", Lincoln, Nebraska.

FOR Sale: SX-43 rcvr, and speaker, in gud condx, \$95.00; Astatic JT-30 mike with chrome stand, \$8.00; 81J, \$4.00; 809, \$2.00. W8MFD, Bobby Jones, 569 Wilkinson St., Cincinnati 6, Ohio.

SELL — Stancor ST-203-A transmitter complete with tubes — Perfect condition \$31.00. A. H. Hardwick, W2YQ, Orange, N. J.

SELL: 40 w./40/80 meter transmitter; NC-33 Receiver; Lettine 240; Write for details. S. Dubov, 3100 Brighton, 2nd Street, Brooklyn, N. Y.

BUILDING up shack: will offer generous allowance for certain used equipment toward purchase price of new Ford, Ross, K2ZGO, salesman for Jerry Kantor, Inc., Lakewood, N. J.

FOR Sale: 30-50 Mc. Receivers Crystal Controlled, Spera, 3710 38th, L. I., N. Y.

FOR Sale: Brand new PE-103 Dynamotor complete with filter in original unopened shipping crate \$30.00. S-322 1200 watt receiver uncovered complete with tubes, cable connectors, PE-94-B dynamotor and BC-602-B control box. \$35.00. Want large powerstat. Roy Morris, WAPXX, Box 138, Somerville, Tennessee.

FOR Sale: The hard to find BC-946-B, 520 Kc to 1500 Kc, hottest broadcast receiver yet built. New, in original carton \$22.50. Wayne Phelps, W500K, 26 N. Wynden Dr., Houston 19, Texas.

ELECTRICAL and all types of fires put out quickly with the small but powerful Presto Fire Extinguisher. Guaranteed twenty years. \$3.98 Postpaid. Keith-Kraft, W2OGS, Box 2, Fawcoid, N. J.

FOR Sale: 2 new GE 814's — \$5.00 each, 829B — \$5.00, 1625A — \$5.00, 80, \$1.00. Power Supply parts — 600V @ 200 ma. (S. C. Rector PC8414) with chokes and rind — \$13.50, 2 (OD)'s — \$1.00 each. Will ship. Koger Aden, W9U2P, Golden, Illinois.

FOR Sale: SX-25 Receiver \$70, BC-453 new \$15, RA-20 Power Supply for BC-342 \$12, AX-4-125 Tubes, New \$30 pair, SCR-522 Xmt with Xtal, Tubes, Power Supply, Microphone, ready to operate \$65, 600 watt Modulation Transformer \$25, AN/ART-13 Driver and Modulation Transformer \$15. Send for complete list of Ham Gear. Seidman, W2CB, 1535 Longfellow Avenue, New York, N. Y.

FOR Sale: Viking I. This transmitter was bought factory-assembled and has been used for less than one year. It is guaranteed to be in excellent condition. Best offer received over \$275 within 15 days from issue date of this QST takes it. Contact Bill Tisdale, W2KEL, 170 Ridgewood Road, Buffalo 20, N. Y.

WE are now in our new ultra modern building with fresh stocks to serve you. Bargains, with new guarantee: Gonset 10-11 converter \$19.95; VHF-152 \$49.00; HF 10-20 \$59.00; S-72 \$69.50; S-40A \$19.00; RME-45 \$99.00; HRO Senior \$99.00; Lycoo 600 \$109.00; S-7 \$109.00; SX-43 \$129.00; S-76 \$149.00; SX-71 \$169.00; SX-42 \$189.00; HRO-50 \$275.00; 75A1 \$275.00; 90800 exciter \$22.50; HT-17 \$32.50; EX Shifter \$69.00; Globe Trotter or Globe Scout \$69.50; TBS-50D \$99.00; H-9 V \$199.00; Globe King \$295.00. We need used receivers. We give highest allowances for S-20R; S-40A; R-100; R-100; NC-100; S-25; SX-74 \$125; HQ-129X and similar receivers. Free trial. Terms financed by Leo, W6GFO. Write for catalog and best deals to World Radio Laboratories, 3415 West Broadway, Council Bluffs, Iowa.

COLLINS J2V1 for sale. Excellent condition with original packing case and manual. Best offer accepted. Also new 4D32, coaxial relay and carbon mike. Bernard McConnell, 551 W. 174 St., NYC, N. Y.

QSL! "America's First Choice!" Samples 10¢. Tooker Press, Lakehurst, New Jersey.

SELL: Collins 32V2 with mike, low pass filter; \$425. C. Lindemann W1MLM NBC-TV, 30 Rockefeller Plaza, NYC, N. Y.

COLLINS 30 K-1-75A2, \$1400, New Surplus dynamotor filtered 12 Volts, out 500 Volts \$15 & \$25. MC 221 — \$80, B.C. 348 R. \$125. Hallcrafters S-22R \$60. F.O.B. WTHM.

SALE: S-40 receiver \$48; HRO-5-T \$150; 350 watt phone-cw xmt \$190; Signal Shifter \$40; WRL Globe Trotter \$50; Ralph Queen, Route 7, Spartanburg, S. C.

SX-71 with R-46 speaker, new, latest models in original cartons \$225.00. Latest model TBS-50D, Bandmaster Deluxe, with AF-50 and special Harvey Wells rack panel. All mounted in double copper shielded cabinet with recommended TVI filters. Can't be told from new, \$150.00. Manuals with each. W1KJO, 29 Pine St., Bedford, Mass.

ROCHESTER, New York will be the headquarters for the Western New York Hamfest, Saturday, May 15. Full featured program starting at 1 P.M. See "Hamfest Announcements" elsewhere in this magazine. K.A.R.A., P.O. Box 1388, Rochester, N. Y.

FOR sale: 80 m VFO, using 802, \$7.50; new unmodified BC696A with FT234 rack, \$17.00; FT227A dual rack, \$1.50; R44/ARR5 27 to 140 mc superhet with speaker and power supply, \$45.00. \$2 to 1.5 mc command rcvr, with built-in AC pwr. supply, \$15.00; B.C. 655A, 17.5 to 160 mc target xmt including 200 microamp meter, \$15.00; 6V 3A, 6.3V 2A and 5V 3A triple ht. xmt., \$2.50; 10V 8A, 6.3V 5A dual ht. xmt., \$3.00; 68, 73 and 78 V 5A tapped bias xmt., \$2.50; 150V 120 ma plate xmt., \$2.50; 550 V 250 ma plate xmt., \$5.00; W8NKK, 1240 Bedford, Grosse Pointe 30, Mich.

SELL: J2V2. Has been commercially de-TV'd by authorized Collins service agency. Also, Eico signal generator \$10.00. Box J3, Dyker Station, Brooklyn 28, N. Y.

JOHNSON Viking II transmitters wired and tested, modified with RK4D32 final \$439.95; also available with regular 6146s \$319.95. Viking VFOs wired and tested \$54.95. We trade and offer terms. Largest variety of used equipment in New England, write for latest list to Carl, W1BFT, Evans Radio, Concord, N. H.

SELL: Boehme automatic perforated tape keyer for Morse code with McElroy three-key tape perforator, \$145. Dumont #241 Scope, #245. Collins 32V-3 \$585. 32V-2 \$485. 75A-1 \$265. 75A-3 \$425. 75A-4 transmitter \$350. AR-38-1 \$275. SX-42 \$165. Tom Howard, W1AFN, 46 Mr. Vernon St., Boston 8, Mass. Richmond 2-0916, Richmond 2-0048.

HRO-7, #125: HRO Senior \$50. Or best offers acceptable. Want 75A1. W2BXK 85 Livingston St., Brooklyn.

75 WATT xmtr kit for sale. 6AG7, 807-807 tube line-up. Complete instructions. \$50 plus shipping. John Hopkins, Box 327, Brattleboro, Vermont.

BC 610E Complete all tubes, coils, remote cables, etc. Excellent Condx. Beat offer over \$300.00. W6GVY, c/o Woodward, 118 Greenoaks Drive, Atherton, Calif.

NEW crystals for all commercial services at economical prices; also regrounding or replacement crystals for broadcast, Link, Motorola, GE, and other such types. Over 19 years of satisfaction and fast service. Eldon Electronic Company, Phone 3-9001 Temple, Texas

FOR sale I-222A Sig Gen Freqmeter 8-15, 150-240MC almost new \$50.00 BC645A rec trans new \$10.00 10 position push button tuner new \$4.50 304th new \$6.00 pair 803 new \$6.00 W2IIG, Demarest Crescent Ave, P.O. Ramsey, N.J.

SELL new transformer 600v 600ma to 2400v 300ma \$15; new 80,40 ARCS, rack, 24v. Bl. transformer \$20 one, \$30 both; Diathermy outfit 300 watts rf, 500ma supply, meter, cased, make excellent final, best offer; Test set 4 Jewell meters \$7; new \$28 \$8; small beam rotor \$5; 10 or 20 Harmonizer kit \$3 W2GWT, Penn Yau, N. Y.

HAMFEST -- Plan to attend the Starved Rock Radio Club Hamfest June 6, 1954 at Boy Scout Camp Ki-Shau-Wau. Same place as last year. "Hamfest" signs south from Junction Illinois routes 178 and 71 near Starved Rock State Park Persons travelling route 51, turn East at Tonica, Illinois, follow blacktop road. This is our twentieth year of amihilation with ARRL. More details from W9MKS, Utica, Illinois.

TECRAFT 2 mtr. crystal converter, complete, factory wired and adjusted, never used \$33; new LW-50 (p. 120 March QST) 2 mtr transmitter, factory wired, all tubes except final \$40; new Elinor 2 mtr. 5 mtr. element beam \$6; Heath G-5 Signal Generator \$10; Miller 2 mtr wavemeter \$3; 60 watt Stancor polyedance mod. transformer \$7. All FOB Cleveland, Ohio. W83QS, 3826 Strandhill.

HICKOK Mod. 292X Signal Generator, new, in original carton \$250.00; Hallicrafters S-82 FM Receiver \$50.00; Policalarm Monitor Mod. M-51 \$50.00; Motorola PMTRU-16V-30D 152-174 Mc. Mobile Unit complete, less crystals, \$225.00. All equipment certified complete and in good working condition, none have been altered or rebuilt in any way. Will prepay postage to any point in U. S. or possessions. H. W. Hitchen, KL7PG, 2906 Alder Circle, Eastchester Br., Anchorage, Alaska.

WANTED: Surplus or used electronic equipment taken in trade for new Johnson Viking, Hammarlund, National, Elmac, Gonset, Harvey Wells, Central Electronics, Hallicrafters, Especially want ART-13, DY-17, BC-312, BC-342, BC-348, APN-9, BC-610, AR-88, AR-1, ARN-7, parts for these sets. Alltronics, Box 19, Boston, 1, Mass. Richmond 2-0048.

COLLINS 32V3 new never used just as shipped from factory will sacrifice \$650.00 you come for it. If shipped \$5.00 extra to pack. Also new Johnson Match Box, new, never used; \$44.00. Vic Schleuder, W9BKK, New Ulm, Minnesota.

SWAP -- Supreme AF-100 transmitter for communication receiver. King, Box 182, Crisfield, Maryland.

HOUSE cleaning, many new and new surplus parts are to be sold. Most parts were collected for a 1KW rig with 810's and 813 mods. Will send list to those requesting same and who can pick up the items at a certain place and time anything. About \$300.00 worth of parts to go at \$341.70 with a larger discount on the entire lot. James Hanson, WINQO, Haddam, Conn.

REAL bargains: New and reconditioned Collins, National, Hallicrafters, Hammarlund, Johnson, Elmac, Gonset, Babcock, Morrow, RME, Millen, Meisner, Lyso, others. Reconditioned S38 \$29.00, S40A \$69.00, S40B \$79.00, S76 \$129.00, SX71 \$169.00, NC125 \$199.00, NC126 \$199.00, HRO5T1 \$299.00, HRO60 \$199.00, HQ129X \$169.00, W1E152 \$299.00, VLF \$299.00, Gonset Tri-band bandswitching VFO \$49.00, Viking I \$189.00, Gonset Tri-band \$29.00, Hammarlund SP400X Super Pro \$259.00, Collins 75A1, 75A2, 32V1, 32V2, many others. Shipped on approval. Easy terms. Write for free list and details. Satisfaction guaranteed. Henry Radio, Butler, Mo.

MOTOROLA 6V. Vibrapak P-8115, Output 180V, 75 ma. Like new. Postpaid \$12.50. Commercial Electronics Service, 6100 Lebanon Ave., Philadelphia 31, Pa.

QSL SWLs! See this month's 2-color Special -- \$3. See our 3-1D card!! Free samples. Acme Printers, 707 W. 8th, Los Angeles, Calif.

SELL: Rack mounting 120 watt VFO all-band phone cw transmitter. Double conversion ham-band superhet, selectoject built in. Any reasonable offer all or part. Mendelson, 105 Leslie Street, Newark 8, New Jersey.

COMPLETE mobile rig nothing else to buy. All factory made. No junk. \$120.00 Dr. Baker, Wood, Wisconsin W9VHX

FOR Sale: Browning Model MD-25A, FM modulation meter \$275.00, C. E. Clark, W8KWZ, 610 8th, Marietta, Ohio.

FOR Sale: I Webcor Model 2010, brand new, in original packaging: cost \$207.00. Beat offer over \$150. M. Beha, WN9RED, O'Neill, Neb.

FOR Sale: Gertsch Freq. meter FM-1, 20-480 mgs. Lampkin 205 mod. meter, 25-200 mgs. Both for \$500. W6FUJ, 2546 34th Ave., Sacramento, Calif.


SELL: S-38C, \$42.50, BC-454, with pwr supply, \$20.00. Both in good condition. L. Abercrombie, WN9CLH, 417 Arnold Rd, East Peoria, Ill.

WANTED: Measuring and testing equipment and VFO. Ken Miller, W8LSA, 1108 Clearview Ave., Parma 9, Ohio.

FOR Sale: Collins 32V2 with low pass filter and spare 4D32 tube plus Collins 75A1 receiver, all for \$75.00. F.o.b. San Pedro, Calif. O. F. Dedrick, W6NGK, P.O. Box 350, San Pedro, Calif.

ELMAC A54-H transmitter, excellent condition, used only in fixed station, 40 meters added, \$69.50. Bonner, W4MXP, USS Cogawell, FPO, New York, N. Y.

CHECK WITH ARROW FOR A BETTER BUY!



MORROW FTR
A fixed tuned receiver of excellent selectivity and stability. Features the NEW MORROW Noise Balanced Squeelch Circuit: Xtal controlled osc. 3 kc selectivity at 6 db. down.

FTR Receiver: with separate power supply.....\$128.40
5BR-1: with built-in noise limiter.....\$ 74.95
5BLN-1: Less noise limiter.....\$ 69.95
5BRF: Designed specifically for FTR.....\$ 67.95

The 5BR series converters tune the 75, 40, 20, 15 and 10 meter bands. Recognized everywhere as the standard of converters.

MORROW GC-10 and GC-20 Generator Noise Filter

A tuned circuit RF "hash" filter for 10 or 20 meter bands. Engineered to attenuate generator noise created by brush sparking. Easy to install, simple to adjust. Complete with instructions. **\$3.75**

MORROW TOP HAT Tempered aluminum light weight. A TOP HAT will increase antenna efficiency by lowering the number of turns required on the loading coil and increasing the effective RF current from top of antenna to ground.....\$2.50

ARROW ELECTRONICS INC

82 Cortlandt Street, N. Y. 7, N. Y.
Audio Center — 65 Cortlandt Street
Phone: Dlgby 9-4714
Arrow Hempstead — 215 Front Street
Hempstead 1 1826

THE LEAGUE EMBLEM

With both gold border and lettering, and with black enamel background, is available in either pin (with safety clasp) or screw-back button type. In addition, there are special colors for Communications Department appointees.

- ▶ Red enameled background for the SCM.
- ▶ Green enameled background for the RM, PAM or EC.
- ▶ Blue enameled background for the ORS or OPS.

THE EMBLEM CUT: A mounted printing electrotype, 5/8" high, for use by members on amateur printed matter, letterheads, cards, etc. **\$1.00 Each, Postpaid**

AMERICAN RADIO RELAY LEAGUE
West Hartford 7, Connecticut

Evans RADIO

"YOUR FRIENDLY SUPPLIER"

HEADQUARTERS FOR TRIAD ELECTRONIC TRANSFORMERS


Service to hams by hams • Nationally accepted brands of parts, tubes and equipment. Trade-ins and time payments. Write W1BFT.

10 HILLS AVE.
CONCORD, N. H.

Designed for



Application



Crystal Holder Sockets 33002, 33102, and 33202 Plus new 33302 for CR7

In addition to the original 33002, 33102 and 33202 exclusive Millen "Designed for Application" steatite crystal holder sockets, there is now also available the new 33302 for the new CR7 holder. Essential data:

Type	Pin Dia.	Pin Spacing
33002.....	.125	.750
33102.....	.095	.500
33202.....	.125	.500
33302.....	.050	.500

JAMES MILLEN MFG. CO., INC.

MAIN OFFICE AND FACTORY
MALDEN
MASSACHUSETTS




Index of Advertisers

Adirondack Radio Supply.....	136
Allied Radio Corp.....	144
American Electronics Co.....	129
American Radio Relay League, Inc. QST.....	108
Calculators.....	129
License Manual.....	133
ARRL Emblem.....	141
Arow Electronics, Inc.....	141
Ashe Radio Co., Walter.....	113
Barker & Williamson, Inc.....	95
Buchan Co., R. J.....	126
Candler System Co.....	130
Capitol Radio Eng. Institute.....	120
Central Electronics, Inc.....	127
C & G Radio Supply Co.....	126
Chicago Standard Trans. Corp.....	97
Collins Radio Co.....	2
Communication Products Co.....	124
Crawford Radio, The.....	134
Dale Electronic Distributors.....	100
Dow-Key Co., Inc.....	129
Eitel-McCullough, Inc.....	80
Engineering Associates.....	128
Evans Radio.....	141
Federated Purchaser.....	135
Fort Orange Radio Distrib. Co., Inc.....	111
Freed Transformer Co., Inc.....	131
Gardiner & Co.....	136
General Electric Co.....	1
General Radio Co.....	101
Gonset Co., The.....	122, 135
Gotham Hobby Corp.....	96
Grayhill.....	98
Greenlee Tool Co.....	134
Hallicrafters Co.....	4, 5
Hammarlund Manufacturing Co., Inc.....	86, 87
Harrison Radio Corp.....	115
Hart Industries.....	137
Harvey Radio Co.....	118, 119
Harvey-Wells Electronics, Inc.....	88
Heath Co., The.....	105
Henry Radio Stores.....	109
Hughes Research & Dev. Labs.....	135
Hy-Lite Antennae, Inc.....	137
Instructograph Co.....	118
International Resistance Co.....	112
International Twist Drill Corp.....	133
Jennings Radio Mfg. Corp.....	114
Johnson Co., E. F.....	91
Knights Co., The James.....	143
K-W Engineering Co.....	132
Lafayette Radio.....	125
Lampkin Laboratories, Inc.....	131
Lettine Radio Mfg. Co.....	127
Lewis Co., E. B.....	130
LW Electronics Lab.....	130
Mallory & Co., P. R.....	93
Mass. Radio & Teleg. School.....	131
Master Mobile Mounts, Inc.....	110
Millen Mfg. Co., Inc., The James.....	142
Motorola C & E, Inc.....	120
Multi-Products Co.....	103
National Co.....	Cov. III, 85
Distributors: Lafayette Radio.....	128
Ohmite Manufacturing Co.....	107
Palco Engineering, Inc.....	133
Petersen Radio Co.....	7
Port Arthur College.....	128
Precision Apparatus Co., Inc.....	90
Radcliff's.....	122
Radio Corporation of America.....	Cov. IV
Radio Manufacturing Engineers.....	Cov. II
Radio Shack Corporation, The.....	121
Raytheon Manufacturing Co.....	92
RCA Institutes, Inc.....	137
Rider Publisher, Inc., John F.....	136
St. John Engineering Co.....	134
Scientific Radio Prod., Inc.....	104
Selectronics Supplies, Inc.....	129
Sonar Radio Corp.....	99
Steinberg's, Inc.....	123
Sun Parts Distributors, Ltd.....	127
S & W Electronics.....	106
Terminal Radio Corp.....	102
Triad Transf. Mfg. Co.....	94
Triplet Elec. Instrument, Ltd.....	116
Vaaro Electronic Eng. Co.....	137
Valparaiso Technical Inst.....	133
Vesto Co., Inc.....	127
Vibroplex Co., The.....	131
Weston Laboratories.....	132
Wilmington Elec. Specialty Co., Inc.....	132
Wind Turbine Co.....	131
World Radio Laboratories, Inc.....	117



Speeding Electronic Progress through CRYSTAL RESEARCH

The new JK-G9A extends the advantages of glass enclosed crystals to the medium-frequency range between 1200 kc and 5000 kc, providing a superior crystal for many applications in VHF and UHF equipment, frequency standards and monitors, and other precise requirements. The crystal operates in a vacuum, free of contamination and protected from its environment. The unit has excellent mechanical ruggedness. The crystal plate is custom designed for each application and is capable of performance far beyond previously available types. The unit may be designed for maximum stability over a wide temperature range, or temperature controlled in the JK07E oven. Approximate height, above chassis, 2.375". Maximum dia. of octal base, 1.260". Consult us on specific applications.



JK STABILIZED G9A CRYSTAL



have you a **DESIGN PROBLEM?**

The James Knights Company leads in the design of crystals for the most critical applications. If you have a frequency control requirement of any nature consult us early in your design. An early consultation lets you make full use of the newest JK developments. Our broad experience and constant research can undoubtedly aid you in choosing the crystal unit best suited to your application.


**The James Knights
Company
Sandwich, Illinois**

"Crystals for the Critical"

in stock at
ALLIED

M MORROW

**AMATEUR MOBILE
COMMUNICATIONS
EQUIPMENT**



LATEST MODEL 5BRF CONVERTER

Designed specifically for use with the new FTR receiver described at right. Covers 80/75, 40, 20, 15 and 10 meters. Features separate Hi-Q coils on Poly forms for improved signal to noise ratio (automatically switched from front panel). Better than 1/2 mv sensitivity. Has temperature-compensated Clapp oscillator and mixer for high stability. Includes 3-gang tuning with separate coils for each band in RF, mixer and oscillator. With built-in BC trap. Uses: 6CB6 RF amp, 12AT7 mixer, 12AT7 osc, 6BA6 IF. Housed in compact steel case finished in medium gray; size 4" h, 5 1/2" w, 7" d. Complete with tubes, mounting hardware, connecting cables and instructions. Plugs directly into FTR receiver. Shpg. wt., 5 lbs.

84 S 908. Net.....\$66.59

MODEL 5BR-1 CONVERTER

For 75, 40, 20, 15 and 10 meters. Features tuned RF stage and built-in series noise limiter. Sensitivity, 1/2 microvolt. 1525 kc output. Uses: 6CB6 RF, 12AT7 mixer, 12AT7 osc, 6BA6 IF, 6AL5 ANL. Housed in gray steel case, 4" x 5 1/2" x 7". Requires 6 volts at 1.5 amps and 200 volts DC at 20 ma. Complete with tubes, mounting hardware, cable and instructions. Shpg. wt., 5 lbs.

84 S 934. Net.....\$73.45

MODEL 3BR-1 CONVERTER

Designed for 10-20-75 meter operation. Features: built-in series noise limiter; tuned RF; AVC; 1525 kc output. Uses: 6CB6 RF, 12AT7 mixer, 12AT7 osc, 6BA6 IF, 6AL5 ANL. Gray steel case, 4" x 5 1/2" x 7". Requires 6 volts at 1.5 amps and 100 volts DC at 16 ma. Complete with tubes, mounting hardware, cable and instructions. Shpg. wt., 5 lbs.

84 S 928. Net.....\$63.65

GC-10 GENERATOR NOISE FILTER

Designed for 10-meter mobile use. Mounts on generator, attenuates noise caused by brush sparking. Simple to install, easily tunable. Shpg. wt., 1/2 lb.

84 S 933. Net.....\$3.68



NEW MODEL FTR FIXED TUNED RECEIVER

The new fixed frequency receiver providing the optimum in mobile stability, selectivity and sensitivity. The ideal companion unit for the Morrow 5BRF converter or for use with any converter having 1525 kc output. Uses a ten tube circuit. Outstanding features include: 1 uv sensitivity, 3 kc bandwidth at 6 db down, sufficient stability for excellent SSB reception. Incorporates crystal controlled mixer, 200 kc bandpass IF, temperature-compensated Clapp oscillator, 3-stage audio amplifier, noise balance squelch, hermetically sealed "S" meter. Meter can be used for field strength readings. Front panel controls: BFO Pitch, Audio volume, Squelch, RF gain, AVC-Manual-BFO-FS, Off-Send-Receive-Limit. Rear panel carries converter input jack, "S" meter and Noise Balance controls, speaker output, converter power sockets, two relay control terminals for Receiver-Transmit. Has separate 6 volt DC power supply; removes heat and vibration from receiver. Gray steel cabinet; size 7" x 5 1/2" x 4". Complete with tubes, power supply, mounting hardware, power cables and instructions. Shpg. wt., 8 lbs.

84 S 909. Net.....\$125.83

Morrow Equipment is available on Easy Payments: only 10% down, 12 months to pay. Write for details.

Your ALLIED Buying Guide

Refer to your 268-page ALLIED Catalog for everything you require in Amateur gear and electronic supplies. Get every buying advantage: quick shipment from the largest stocks available; easy payment plan; top trade-ins: real help from our Ham staff. If you haven't our 1954 Catalog, write for your copy today.



ALLIED RADIO

ALLIED RADIO CORP., Dept. 15-E-4
100 N. Western Ave., Chicago 80, Ill.

Ship Morrow Model.....

\$.....encl. Full Pay. Down Pay.

Name.....

Address.....

City.....Zone.....State.....

the best


receiver

investments

today

are

tuned to tomorrow



NC 88



NC 98

THE NC-88 No other receiver at this price gives you:

Cal. bandspread for 80, 40, 20, 15, 11 and 10-meter bands (on large, indirectly-lighted lucite scales with minimum paralax). Delayed AVC. Exceptional Sensitivity. 8 Miniature Tubes. Ant. Trim. Outstanding Selectivity. Most Compact. RF Stage. Two I F Stages. Two AF Stages.

\$119.95

THE NEW NC-98 One quick comparison proves it's in a class by itself — in performance and price!

CRYSTAL FILTER · S-METER · 550 KCS. TO 40 MCS. RANGE · CALIBRATED AMATEUR BANDSPREAD OR CALIBRATED SWL BANDSPREAD (FOR SW LISTENING) · NEW MINIATURE TUBES · AN RF STAGE · ACCESSORY SOCKET · TWO I F STAGES · EDGE-LIGHTED LUCITE DIAL SCALES · NOISE LIMITER · SEPARATE HF OSC. · 3-POSITION SELECTIVITY · ANT. TRIM. · PHASING CONTROL · SENSITIVITY CONTROL.

\$149.95

tuned to tomorrow **national**

NATIONAL COMPANY, INC. · MALDEN AND MELROSE, MASSACHUSETTS

"Field Day" or Any Day

...it's RCA Beam Power Tubes

At every "Field Day" installation there's an air of feverish excitement and enthusiastic activity. It's the pay-off time—when skill and ingenuity are put to stiff competitive test.

Under these conditions, the experienced amateur demands the best possible performance from his transmitter. For that reason, most rigs will be equipped with beam power tubes, which, even when operating from low-voltage portable power supplies, pro-


vide top efficiency and high power. These two features alone have established RCA-developed beam power tubes as a leading class in the amateur radio field.

Take advantage of the extras that RCA beam power tubes offer. Design your next "Field Day," mobile, or fixed-station rig around RCA beam power tubes. *Your RCA Tube Distributor will give you prompt service on the complete line.*

Check List of "Field Day" Finals

Tube Type	Plate Volts	Plate Input (w)*	Freq. (Mc)	Field Day Score Multipliers
RCA-2E26	600	40	125	2
RCA-807	750	75	60	2
RCA-829B	750	120	200	1
RCA-5763	350	17	175	3
RCA-6146	750	90	60	2
	395	60	175	

*Max. C.W. Ratings ICAS



RADIO CORPORATION of AMERICA
ELECTRON TUBES

HARRISON, N. J.

