

September 1957


50 Cents

55c in Canada

QST

devoted entirely to


amateur radio



PUBLISHED BY THE AMERICAN RADIO-RELAY LEAGUE

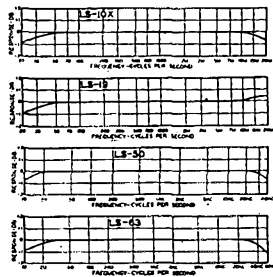
THE STANDARD OF COMPARISON FOR OVER 20 YEARS

HIGH FIDELITY TRANSFORMERS



FROM STOCK... ITEMS BELOW AND 650 OTHERS IN OUR CATALOGUE B.

TYPICAL UNITS

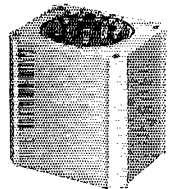


LS-10X Shielded Input
Multiple line (50, 200, 250, 500/600, etc.) to 50,000 ohms... multiple shielded.

LS-19 Plate to Two Grids
Primary 15,000 ohms.
Secondary 95,000 ohms C.T.

LS-50 Plate to Line
15,000 ohms to multiple line... +15 db. level.

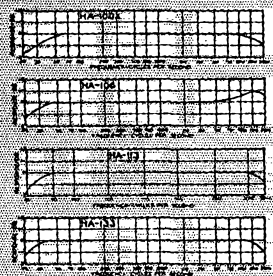
LS-63 P.P. Plates to Voice Coil
Primary 10,000 C.T. and 6,000 C.T. suited to Williamson, M.F., ul-linear circuits.
Secondary 1.2, 2.5, 5, 7.5, 10, 15, 20, 30 ohms. 20 watts.



CASE LS-1 LS-2 LS-3
Length... 3 1/4" 4-7/16" 5-13/16"
Width... 2 3/4" 3 1/2" 5"
Height... 3 1/4" 4-3/16" 4-11/16"
Unit Wt. 3 lbs. 7.5 lbs. 15 lbs.

HIPERMALLOY series

This series provides virtually all the characteristics of the Linear Standard group in a more compact and lighter structure. The frequency response is within 1 db. from 30 to 20,000 cycles. Hipermalloy nickel iron cores and hum balanced core structures provide minimum distortion and low hum pickup. Input transformers, maximum level +10db. Circular terminal layout and top and bottom mounting.




HA-100X Shielded Input
Multiple line to 60,000 ohm grid... tri-alloy shielding for low hum pickup.

HA-104 Plate to Two Grids
15,000 ohms to 135,000 ohms in two sections... +12 db. level.

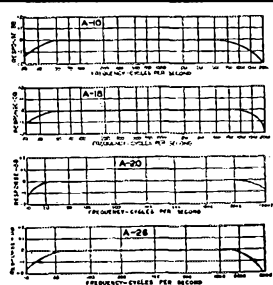
HA-113 Plate to Line
15,000 ohms to multiple line... +12 db. level... 0 DC in primary.

HA-133 Plate (DC) to Line
15,000 ohms to multiple line... +15 db. level... 8 Ma. DC in primary.



ULTRA COMPACT series

UTC Ultra Compact audio units are small and light in weight, ideally suited to remote amplifier and similar compact equipment. The frequency response is within 2 db. from 30 to 20,000 cycles. Hum balanced coil structure plus high conductivity die cast case provides good inductive shielding. Maximum operating level is +7db. Top and bottom mounting as well as circular terminal layout are used in this series as well as the ones described above.




A-10 Line to Grid
Multiple line to 50,000 ohm grid.

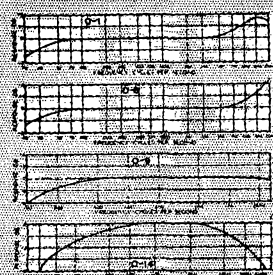
A-18 Plate to Two Grids
15,000 ohms to 80,000 ohms, primary and secondary both split.

A-20 Mixing Transformer
Multiple line to multiple line for mixing mikes, lines, etc.

A-26 P.P. Plates to Line
30,000 ohms plate to plate, to multiple line.



K CASE
Length... 1 1/2"
Width... 1 1/2"
Height... 2"
Unit Weight... 1/8 lb



D-1 Line to Grid
Primary 50, 200/250, 500/600 ohms to 50,000 ohm grid.

D-4 Plate to Two Grids
15,000 ohms to 95,000 ohms C.T.

D-8 Plate (DC) to Line
Primary 15,000 ohms, Secondary 50, 200/250, 500/600.

D-14 50:1 Line to Grid
Primary 200 ohms, Secondary .5 megohm for mike or line to grid.



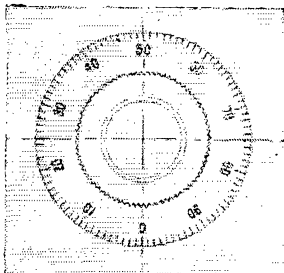
OUNCER CASE
Diameter... 7/8"
Height... 1-3/16"
Unit Weight... 1 oz.

UNITED TRANSFORMER CORP.

150 VARICK STREET, NEW YORK 13, N. Y.


EXPORT DIVISION: 13 EAST 40th STREET, NEW YORK, 16, N. Y. CABLES "ARLAB"

PACIFIC MFG. DIVISION: 4008 W. JEFFERSON BLVD., LOS ANGELES 16, CALIF.



New heavyweight champion!

Hallicrafters new SX-101 receiver employs heaviest chassis in the industry . . . offers selectable side-band . . . has complete coverage of seven bands.



SX-101
amateur net
\$395⁰⁰

It's all amateur—and as rugged as they come! Hallicrafters presents the complete answer to ham reception, with every essential needed for today and for the future.

First—built like a battleship. Bigger. Heavier. Second—a marvel of stability—the result of 22 years of experience and development. Third—it brings you a long list of new features:

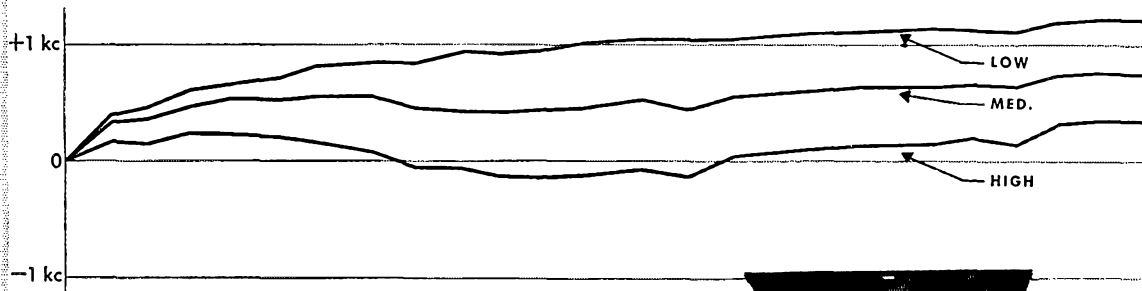
- Complete coverage of 7 bands—160, 80, 40, 20, 15, 11-10 meters.
- Special 10 mc. pos. for WWV.
- Exclusive Hallicrafters upper/lower side band selection.
- S-meter functions with A.V.C. off.
- Tee-notch filter.

PLUS: Band in use individually illuminated...built-in crystal calibrator...antenna trimmer...dual conversion...full gear drive from tuning knob to gang condensers...five steps of selectivity from 500-5000 cycles...sensitivity—less than 1 microvolt on all bands...direct coupled series noise limiter...50 to 1 tuning knob ratio...and many more.

NEW
FROM
hallicrafters
CHICAGO 26, ILL. U.S.A.


*WHERE THE BEST IDEAS IN
COMMUNICATIONS ARE BORN*

Available with convenient terms
from your Radio Parts Distributor.



UNSURPASSED STABILITY

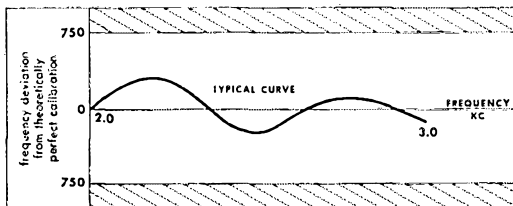
75A-4



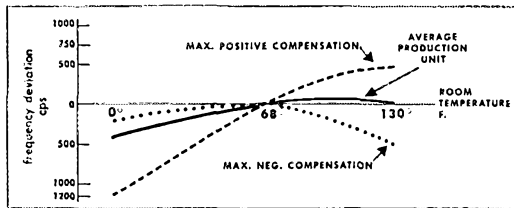
Exceptional frequency stability is another reason why Collins amateur equipment sets performance standards. To develop oscillators capable of maintaining frequency stability over a long period of time, Collins constantly carries on oscillator aging tests. In these tests, groups of oscillators produced with different materials and techniques are operated over one and two year periods. The frequency drift of the high, middle and low frequencies is charted on an aging curve. The aging curve shown above charts the performance of a particular group of oscillators which showed superior long-range stability. Note the end point spread in the curve (1.955—2.955) is less than 1 kc. In other words, after continuous operation for one year, the frequency difference between the high and low ends was only 900 cycles. Oscillators with the changes indicated necessary by these tests were incorporated and are one reason why you get outstanding year-to-year frequency stability in Collins amateur equipment.

Calibration accuracy

When the PTO dial in your Collins KWS-1, 75A-4, or KWM-1 indicates a frequency, you are closer than anyone else with a VFO. Production limits of 750 cycles, and actual figures much better (see curve), give you the best frequency calibration available, other than a crystal. Frequency deviation is also limited to 250 cycles per 50 kc of frequency change to eliminate any sudden variation within the band.



Temperature stability



To produce the minimum effect of temperature variation on frequency stability, each PTO on a Collins equipment is individually temperature compensated. In final testing, the PTO is placed in a temperature controlled chamber. The correct compensation is selected to bring it within the 750 cps (hot) and 1200 cps (cold) limits as shown on the curve.

Vibration

An outstanding characteristic of Collins KWM-1 mobile transceiver is its amazing frequency stability despite vibration. (The oscillator in the KWM-1, though smaller and of different construction, has the frequency stability of the 75A-4 oscillator.) A vibration table oscillating at 60 cps in 2 g shocks varies the frequency less than 75 cycles. An automobile traveling over washboard roads produces considerably less than this.

The 75A-4 will take a shock of 5 g's — approximately the same as dropping it six inches onto a very solid surface — with less than 50 cycles of frequency shift.

The 75A-4 was not intended to be a frequency standard, but where else can you get the features of 1 uv sensitivity, Mechanical Filter selectivity, precise dial calibration, and rock-like stability?

See your Collins distributor for the finest in amateur equipment — the 75A-4, KWS-1, and KWM-1.

Collins

CREATIVE LEADER IN COMMUNICATION



PUBLISHED MONTHLY, AS ITS OFFICIAL ORGAN, BY THE AMERICAN RADIO RELAY LEAGUE, INC., WEST HARTFORD, CONN., U. S. A.; OFFICIAL ORGAN OF THE INTERNATIONAL AMATEUR RADIO UNION

STAFF

- A. L. BUDLONG, W1BUD**
Editor
- RICHARD L. BALDWIN, WIKE**
Managing Editor
- GEORGE GRAMMER, WIDF**
Technical Editor
- DONALD H. MIX, W1TS**
BYRON GOODMAN, WIDX
Assistant Technical Editors
- EDWARD P. TILTON, WIHDO**
V.H.F. Editor
- C. VERNON CHAMBERS, W1JEQ**
LEWIS G. McCOY, WIICP
E. LAIRD CAMPBELL, WICUT
Technical Assistants
- ROD NEWKIRK, W9BRD**
Contributing Editor, DX
- ELEANOR WILSON, W1QON**
Contributing Editor, YLs
- NANCY A. ACKERMAN**
Production Assistant
-
- LORENTZ A. MORROW, W1VG**
Advertising Manager
- EDGAR D. COLLINS**
Advertising Assistant
- Chris Dunkle and Associates**
740 S. Western Ave.
Los Angeles 5
California Representative
-
- DAVID H. HOUGHTON**
Circulation Manager
- I. A. MOSKEY, W1MY**
Assistant Circulation Manager

OFFICES

38 La Salle Road
West Hartford 7, Connecticut
TEL: ADams 8-2535 TWX: HF 88

Subscription rate in United States and Possessions, \$4.00 per year, postpaid; \$4.25 in the Dominion of Canada, \$5.00 in all other countries. Single copies, 50 cents. Foreign remittances should be by international postal or express money order or bank draft negotiable in the U. S. and for an equivalent amount in U. S. funds.

Entered as second-class matter May 29, 1919 at the post office at Hartford, Connecticut, under the Act of March 3, 1879. Acceptance for mailing at special rate of postage provided for in section 1102 Act of October 3, 1917, authorized September 9, 1922. Additional entry at Concord, N. H., authorized February 21, 1929, under the Act of February 28, 1925.

Copyright 1957 by the American Radio Relay League, Inc. Title registered at U. S. Patent Office. International copyright secured. All rights reserved. Quedan reservados todos los derechos. Printed in U. S. A.

INDEXED BY

INDUSTRIAL ARTS INDEX
Library of Congress Catalog
Card No. 21-9421

—CONTENTS—

TECHNICAL —

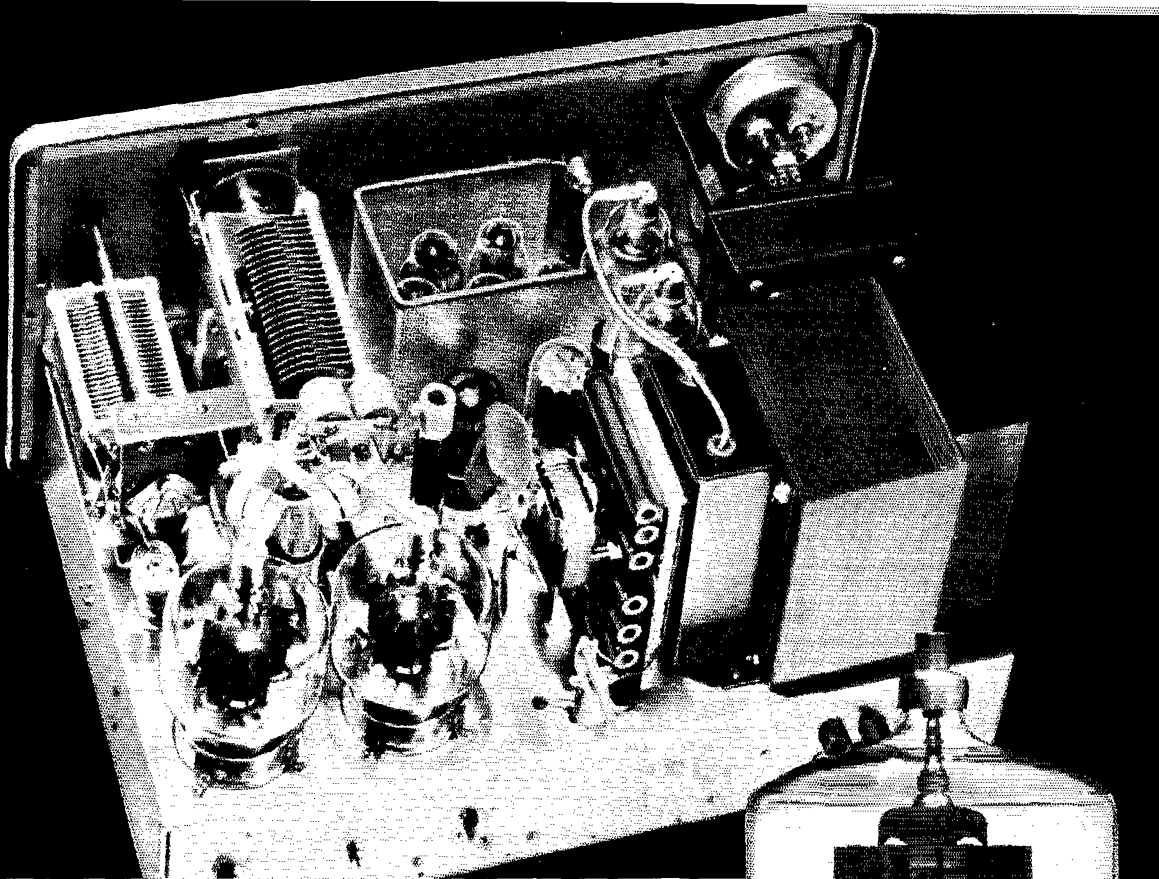
The Third Method of S.S.B.	Howard F. Wright, W1PNB	11
V.F.O. Control for the ARRL Model 6-60-90	C. Vernon Chambers, W1JEQ	16
Transistors in Speech Equipment	Hans J. Albrecht, VK3AHH	19
The "Spacisitor".....		23
Greater Selectivity with the C.W. Clipper-Filter	L. I. Albert, W1PLM	24
The Effect of Capacitance on Power-Supply Filter Bounce.....	David T. Geiser, W1ZEO	27
Technical Topic:		
Satellite Tracking.....		31
A Radio Telescope.....	John Firor	32
Mark II Minitrack Base-Line Components	Roger L. Easton	37
A \$1.69 Keying Monitor.....	Lewis G. McCoy, WIICP	42
Recent Equipment:		
The Viking "Valiant".....		44
How's Your Soldering?	John E. Magnusson, W0AGO	48
Transmitter Hunting — South Jersey Style	T. E. Stewart, W2TBD	50

OPERATING —

June V.H.F. Party Summary.....	56
W/VE Contest Announcement.....	84
V.H.F. QSO Party Announcement.....	84

GENERAL —


Side Band.....	R. B. Bourne, W1ANA	54	
Results of Armed Forces Day 1957.....		55	
"It Seems to Us —".....	9	Hints and Kinks.....	60
Hamfest Calendar.....	10	The World Above 50 Mc.....	62
Coming Conventions.....	10	YL News and Views.....	66
A.R.R.L. South Dakota State Convention.....	10	How's DX?.....	69
A.R.R.L. Midwest Division.....	10	Operating News.....	75
Silent Keys.....	15	With the AREC.....	77
In QST 25 Years Ago.....	18	Station Activities.....	82
Our Cover.....	55	Feedback.....	84
Happenings of the Month.....	58	Quist Quiz.....	94
Correspondence from Members.....	59	A.R.R.L. QSL Bureau.....	94



EIMAC 4-400A powers new Viking Thunderbolt

"Full communications power" is the slogan at E. F. Johnson Co., designers and manufacturers of the well-known Viking transmitters. To insure this full communications power in their new Thunderbolt table top linear amplifier, quality minded Johnson engineers specified a pair of Eimac 4-400A's. These tubes loaf along at 1 kw/cw, 750 watts AM linear, and 2 kw P. E. P. linear input.

Eimac offers the amateur a complete line of transmitting tubes — tubes extensively used by equipment manufacturers in amateur, commercial and military transmitters. For complete information on any Eimac tube, contact Eimac's Amateur Service Department or visit your Eimac distributor. Of particular interest is Application Bulletin #9, a comprehensive booklet titled "Single Sideband."



EITEL-McCULLOUGH, INC.
SAN BRUNO · CALIFORNIA

Eimac First for quality, dependability and performance



MAXIMUM RATINGS EIMAC 4-400A CLASS AB, TO 110 MC

DC Plate Voltage	4000 volts	Plate Dissipation	400 watts
DC Screen Voltage	850 volts	Screen Dissipation	35 watts
DC Plate Current	350 ma.	Grid Dissipation	10 watts

There's a PR for every Service!



AMATEUR

40, 80 and 160 Meters, PR Type Z-2

Rugged. Low drift, fundamental oscillators. High activity and power output. Stands up under maximum crystal currents. Stable, long-lasting, permanently sealed.....\$2.95 Net

20 Meters, PR Type Z-3

Harmonic oscillator. Low drift. High activity. Can be keyed in most circuits. Stable as fundamental oscillators. Fine for doubling to 10 and 11 meters or "straight through" 20 meter operation.....\$3.95 Net



COMMERCIAL

COMMERCIAL, PR Type Z-1

Designed for rigors of all types of commercial service. Calibrated .005 per cent of specified frequency. Weight less than 3/4 ounce. Sealed against moisture and contamination. Meets FCC requirements for all types of service.

SPECIAL TYPES

Type Z-1, AIRCRAFT

3023.5 Kc., .005%.....\$3.45 Net

Type Z-1, MARS and CAP

Official assigned transmitter frequencies in the range. Calibrated to .005%. 1500 to 10000 Kc. \$3.45 Net

Type Z-6A FREQUENCY STANDARD

To determine hand-edge. To keep the VFO and receiver properly calibrated.

100 Kc. \$6.95 Net




PR PRINTED OSCILLATOR KIT

Has many uses—

- As 100 Kc. Marker
- As 1000 Kc. Marker for Check Points up to 54 Mc.
- As Foundation Circuit for Low Frequency SSB Crystals

Assembled in minutes. Kit contains everything but 6BA6 oscillator tube and crystal.

Each \$4.50 Net



Type 2XP

Suitable for converters, experimental, etc. Same holder dimensions as Type Z-2.

1600 to 12000 Kc. (Fund.) ± 5 Kc. . . . \$3.45 Net

12001 to 25000 Kc. (3d Mode) ± 10 Kc. . . . \$4.45 Net

ALL PR CRYSTALS ARE UNCONDITIONALLY GUARANTEED. ORDER FROM YOUR JOBBER.



VHF Type Z-9R

For Lear, Narco and similar equipment operating in the 121 Mc. region, requiring crystals in 30 Mc. range.

Each \$4.95 Net

Type Z-9A RADIO CONTROLLED OBJECTS

27.255 Mc., .04% . . . \$3.95 Net



Type Z-1

TV Marker Crystals

Channels 2 through

13 \$6.45 Net

3100 Kc. . . \$2.95 Net

4100 Kc. . . \$2.95 Net

4.5 Mc. Intercarrier, .01% . . . 2.95 Net

5.0 Mc. Sig. Generator, .01% 2.95 Net

10.7 Mc. FM. IF, .01% . . . 2.95 Net

PETERSEN RADIO COMPANY, INC.
2800 W. BROADWAY • COUNCIL BLUFFS, IOWA

EXPORT SALES: Royal National Corporation, 250 W. 57th Street, New York 19, N. Y., U. S. A.


Section Communications Managers of the ARRL Communications Department

Reports Invited. All amateurs, especially League members, are invited to report station activities on the first of each month (or preceding month) direct to the SCM, the administrative ARRL official elected by members in each Section. Club radio reports are also desired by SCMs for inclusion in *QST*. **ARRL Field Organization station appointments** are available in the areas shown to qualified League members. These include ORS, OES, OPS, OO and OBS. SCMs also desire applications for SEC, EC, RM and PAM where vacancies exist. *All amateurs in the United States and Canada are invited to join the Amateur Radio Emergency Corps* (ask for Form 7).

CENTRAL DIVISION			
Eastern Pennsylvania	W1JNO	Richard B. Mesirov	1372 W. Indian Creek Dr., Philadelphia 31
Maryland-Delaware-D. C.	W3UCR	Louis T. Cronberger	9904 Gardiner Ave. Silver Spring, Md.
Southern New Jersey	K2BG	Herbert C. Brooks	800 Lincoln Ave. Palmyra
Western New York	K2HUK	Charles T. Hansen	211 Rosemont Drive Buffalo 26
Western Pennsylvania	W3GJV	John F. Wotkiewicz	1017 Girard Road Pittsburgh 27
CENTRAL DIVISION			
Illinois	W9YIX	George Schreiber	239 S. Scoville Ave. Oak Park
Indiana	W9NTA	Seth L. Baker	276 West Sumner Ave. Martinsville
Wisconsin	W9KQB	George Woida	2103 South 9 St. Manitowoc
DAKOTA DIVISION			
North Dakota	W0KRT	Elmer J. Gabel	Custer State Park Hankinson
South Dakota	W0FLP	Les Price	P. O. Box 425 Horona
Minnesota	W0KLG	Robert Nelson	P. O. Box 425 Dassel
DELTA DIVISION			
Arkansas	W5ZZY	Ulmon M. Goings	P.O. Box 207 Osceola
Louisiana	W5FMO	Thomas J. Morgavi	3409 Beaulieu St. Metairie
Mississippi	W5EHH	John Adrian Houston, sr.	14 North First Ave. Cleveland
Tennessee	W4SFC	Harry C. Simpson	P.O. Box 10104 Memphis
GREAT LAKES DIVISION			
Kentucky	W4KKW	Albert M. Barnes	830 Third Ave. Dayton
Michigan	W8RAE	Thomas G. Mitchell	409 Liberty Buchanan
Ohio	W8AL	William E. Weckel	2118 Tuscarawas St., W. Canton 8
HUDSON DIVISION			
Eastern New York	W2ERH	George W. Tracy	1138 North Country Club Drive Schenectady
N. Y. C. & Long Island	W2TUK	Harry J. Danna	139 East Zoranne Drive Farmingdale, L. I.
Northern New Jersey	W2VQR	Lloyd H. Manamon	709 Seventh Ave. Asbury Park
MIDWEST DIVISION			
Iowa	W0BDR	Russell B. Marquis	807 North Fifth Ave. Marshalltown
Kansas	W0ICV	Earl N. Johnston	1100 Crest Drive Topeka
Missouri	W8GEP	James W. Hoover	15 Sandringham Lane Ferguson 21
Nebraska	W8ENP	Charles E. McNeel	Route 5, RFD North Platte
NEW ENGLAND DIVISION			
Connecticut	W1TYQ	Victor L. Crawford	RFD 5, Stadelj Rough Rd. Danbury
Maine	W1BPL/VYA	Allan D. Duntley	91 Atlantic St. Casco
Eastern Massachusetts	W1ALP	Frank L. Baker, jr.	22 Mutter St. North Quincy 71
Western Massachusetts	W1HRV	Osborne K. McKerghan	15 North State St. Easthampton
New Hampshire	W1AII	John Arthur Knapp	24 Roger Williams Ave. Concord
Rhode Island	W1VXC	Mrs. June R. Burkett	RFD 2 Rumford 16
Vermont	W1OAK	Mrs. Ann L. Chandler	RFD 2 Barre
NORTHWESTERN DIVISION			
Alaska	K17AGU	Dave A. Fulton	Box 103 Anchorage
Idaho	W7RKT	Rev. Francis A. Peterson	Box 66 Preston
Montana	W7NPV/WX1	Vernon L. Phillips	Box 971 Harlowton
Oregon	W7IDX	Hubert R. McNally	11908 S.E. Madison St. Portland 16
Washington	W7FIX	Victor S. Gish	511 East 71st St. Seattle 5
PACIFIC DIVISION			
Hawaii	KH6AED	Samuel H. Lewbel	P.O. Box 3564 Honolulu
Nevada	W7JLV	Albert R. Chin	P.O. Box 14 Reno
Santa Clara Valley	W6YHM	G. Donald Oberlein	P.O. Box 372 Los Altos
East Bay	W6FDJ	Roger L. Wixson	3018 Berlin Way Oakland 2
San Francisco	W6GGC	Walter A. Buckley	901 Grafton Way San Francisco 12
Sacramento Valley	K6CFE	LeVaughn Shipley	3005 Maison Way Sacramento 25
San Joaquin Valley	W6JPU	Ralph Saroyan	3639 Mono St. Fresno
ROANOKE DIVISION			
North Carolina	W4RRH	B. Riley Fowler	Box 144 Morgantown
South Carolina	W4HMG	Bryson L. McGraw	227 Kalmia Road Columbia
Virginia	W4KX	John Carl Morgan	c/o Radio Station WFVA, Box 269 Frederickburg
West Virginia	W8PQQ	Albert H. Hix	1013 Belmont St. Forest Hills, Charleston 4
ROCKY MOUNTAIN DIVISION			
Colorado	W0DML	B. Eugene Spoonmore	224 Carlile Ave. Pueblo
Utah*	W7OCX	Col. John H. Sampson, jr.	3618 Mt. Ogden Drive Ogden
New Mexico	W5OZ	Kay Birch	Route 1, Box 700 Albuquerque
Wyoming	W7PSO	James A. Masterson	851 Bon Ave. Casper
SOUTHEASTERN DIVISION			
Alabama	W4MI	Joe A. Shannon	6890 S.W. 51st St. Cottontale
Eastern Florida	W4KGJ	John F. Porter	1003 E. Blount St. Miami 55
Western Florida	W4MS	Edward J. Collins	459 Fairway Hill Drive, S.E. Pensacola
Georgia	W4CFJ	William F. Kennedy	563 Ramon Lovet Atlanta
West Indies (Cuba-P.R.-V.I.)	KP4DJ	William Werner	Box 82 Rio Piedras, P. R. Gamboa
Canal Zone	KZ5WA	P. A. White	Box 82 Gamboa
SOUTHWESTERN DIVISION			
Los Angeles	W6IQB	Albert F. Hill Jr.	301 No. Millard Ave. Rialto
Arizona	W7OIF	Cameron A. Allen	1720 East Maryland Ave. Phoenix
San Diego	W6L RU	Don Sanifer	4277 Pescadero San Diego 7
Santa Barbara	W6REF	Mrs. Dorothy E. Wilson	Route 1, Box 415 Oxnard
WEST GULF DIVISION			
Northern Texas	W5TFP	Ray A. Thacker	4700 West Hanover Dallas
Oklahoma*	W5FEC	Richard L. Hawkins	1408 Bell Ave. Lawton
Southern Texas	W5QEM	Roy K. Eggleston	1109 Vernon Drive Corpus Christi
CANADIAN DIVISION			
Maritime	VE1WB	D. E. Weeks	R.R. 3 St. Stephen, N. B.
Ontario	VE3NG	Richard W. Roberts	170 Norton Ave. Willowdale, Toronto, Ont.
Quebec	VE2GL	Gordon A. Lynn	R.R. No. 1 Ste. Genevieve de Pierrefonds, P. Q.
Alberta	VE6MJ	Sydney F. Jones	10707-57th Ave. Edmonton, Alta.
British Columbia	VE7JT	Peter M. McIntyre	981 West 26th Ave. Vancouver, B. C.
Yukon	VE4HL	John Polmark	109-13th, N.W. Portage la Prairie, Man.
Manitoba	VE5HK	Harold R. Horn	1044 King St. Saskatoon

* Official appointed to act temporarily in the absence of a regular official.


WE'RE RAISING THE ROOF!



We've been pretty lucky and the demand for TMC Products has been better than we hoped for—so to give us more room we're RAISING THE ROOF and putting another floor on our main building.




GPR-90

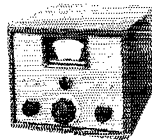


TAC


GPT-750



SBE




GSB-1



RTC

We think the increased demand is due to our policy of telling the customers exactly what our equipment will and will not do.

YOU CAN DEPEND ON IT — — —
TMC MEETS IT'S PUBLISHED SPECIFICATIONS!!



The TECHNICAL MATERIEL CORPORATION

IN CANADA

TMC Canada Ltd., Ottawa, Ontario

Main Office:

MAMARONECK, NEW YORK.

THE AMERICAN RADIO RELAY LEAGUE, INC.,

is a noncommercial association of radio amateurs, bonded for the promotion of interest in amateur radio communication and experimentation, for the relaying of messages by radio, for the advancement of the radio art and of the public welfare, for the representation of the radio amateur in legislative matters, and for the maintenance of fraternalism and a high standard of conduct.

It is an incorporated association without capital stock, chartered under the laws of Connecticut. Its affairs are governed by a Board of Directors, elected every two years by the general membership. The officers are elected or appointed by the Directors. The League is noncommercial and no one commercially engaged in the manufacture, sale or rental of radio apparatus is eligible to membership on its board.

"Of, by and for the amateur," it numbers within its ranks practically every worth-while amateur in the nation and has a history of glorious achievement as the standard-bearer in amateur affairs.

Inquiries regarding membership are solicited. A bona fide interest in amateur radio is the only essential qualification; ownership of a transmitting station and knowledge of the code are not prerequisite, although full voting membership is granted only to licensed amateurs.

All general correspondence should be addressed to the administrative headquarters at West Hartford, Connecticut.



Past Presidents

HIRAM PERCY MAXIM, W1AW, 1914-1936
EUGENE C. WOODRUFF, W8CMP, 1936-1940
GEORGE W. BAILEY, W2KH, 1940-1952

Officers

President GOODWIN L. DOSLAND, WØTSN
Moorhead, Minnesota

First Vice-President WAYLAND M. GROVES, W5NW
P.O. Box 586, Odessa, Texas

Vice-President FRANCIS E. HANDY, W1BDI
38 La Salle Road, West Hartford, Connecticut

Vice-President PERCY C. NOBLE, W1BYR
37 Broad St., Westfield, Massachusetts

Secretary A. L. BUDLONG, W1BUD
38 La Salle Road, West Hartford, Connecticut

Treasurer DAVID H. HOUGHTON
38 La Salle Road, West Hartford, Connecticut

.

General Manager A. L. BUDLONG, W1BUD

Communications Manager FRANCIS E. HANDY, W1BDI

Technical Director GEORGE GRAMMER, W1DF

Assistant General Manager JOHN HUNTOON, W1LVQ

Assistant Secretary PERRY F. WILLIAMS, W1UED
38 La Salle Road, West Hartford, Connecticut

.

General Counsel PAUL M. SEGAL
816 Connecticut Ave., Washington 6, D. C.

DIRECTORS

Canada

ALEX REID VE2BE
240 Logan Ave., St. Lambert, P. Q.
Vice-Director: William R. Savage VE6EO
833 10th St. N., Lethbridge, Alta.

Atlantic Division

GILBERT L. CROSSLEY W3YA
Dept. of E. E. Penna. State University
State College, Pa.
Vice-Director: Charles O. Badgett W3LVP
725 Garden Road, Glenside, Pa.

Central Division

JOHN G. DOYLE W9GPI
4331 N. Wildwood Ave., Milwaukee 11, Wis.
Vice-Director: George E. Keltz W9QLZ
RFD 2, Box 22-A, Uteka, Ill.

Delta Division

ALFRED M. GOWAN WØPHR
1012 South Willow Ave., Sioux Falls, S. D.
Vice-Director: Forrest Bryant WØFDS
6840 Harriet Ave., Minneapolis, Minn.

Delta Division

VICTOR CANFIELD W5BSR
Box 965, Lake Charles, La.
Vice-Director: Milton W. Kirkpatrick W5KYC
4914 Floyneil Dr., Baton Rouge, La.

Great Lakes Division

JOHN H. BRABB W8SPF
708 Ford Bldg., Detroit 26, Mich.
Vice-Director: Robert L. Davis W8EYE
247 Highland Ave., Salem, Ohio

Hudson Division

GEORGE V. COOKE, JR. W2OBU
3 Dalsey Lane
Cammack, L. I., N. Y.
Vice-Director: Lloyd H. Manamon W2VQR
709 Seventh Ave., Asbury Park, N. J.

Midwest Division

ROBERT W. DENNISTON WØNWX
Box 631, Newton, Iowa
Vice-Director: Sumner H. Foster WØGQ
2315 Linden Dr., S. E., Cedar Rapids, Iowa

New England Division

MILTON E. CHAFFER W1EFW
53 Honesdale Ave., Southington, Conn.
Vice-Director: Frank L. Baker, Jr. W1ALP
91 Atlantic St., N. Quincy 71, Mass.

Northwestern Division

R. REX ROBERTS W7CPY
837 Park Hill Drive, Billings, Mont.
Vice-Director: Howard S. Pyle W7OE
3434 74th Ave., S. E., Mercer Island, Wash.

Pacific Division

HARRY M. ENGWICHT W6HC
770 Chapman, San Jose 26, Calif.
Vice-Director: Harold L. Lucero W6JDN
1113 Elnore Ave., Dunsmuir, Calif.

Roanoke Division

P. LANIER ANDERSON, JR. W4MWH
428 Maple Lane, Danville, Va.
Vice-Director: Thomas H. Wood W4ANK
1702 N. Rhett Ave., North Charleston, S. C.

Rocky Mountain Division

CLAUDE M. MAER, JR. WØIC
740 Lafayette St., Denver, Colo.
Vice-Director: Carl L. Smith WØBWJ
1070 Locust St., Denver 20, Colo.

Southeastern Division

JAMES P. BORN, JR. W4ZD
25 First Ave., N. E., Atlanta, Ga.
Vice-Director: Thomas M. Moss W4HYW
P.O. Box 644, Municipal Airport Branch,
Atlanta, Ga.


Southwestern Division

WALTER R. JOOS W6EKM
1315 N. Overhill Drive, Inglewood 3, Calif.
Vice-Director: Virgil Talbott WØGTE
9226 Alexander Ave., South Gate, Calif.

West Gulf Division

GRADY A. PAYNE W5ETA
5103 Linden St., Bellaire, Texas
Vice-Director: Carl C. Drumeller W5EHC
5824 N. W. 55th St., Oklahoma City 12, Okla.

"It Seems to Us..."



SWITCH TO SAFETY

Two recent reports of death by electrocution have forcibly reminded us that amateur radio equipment must be treated with respect and caution. This is not to say that you must be afraid of your gear, nor should your family have to worry because of the nature of your hobby, but there should be an awareness of what is involved. Unfortunately, however, the old saw "familiarity breeds contempt" is all too true. Probably all of us at one time or another have been guilty of making a "temporary" hookup, in which there were a few exposed connections or terminals which carried more than a hundred volts or so. Likewise, the prevalence of 110-volt juice in every household has caused even that low voltage to be treated with far less caution than is wise.

So you think that low voltage is harmless? Well, bear in mind that it isn't the voltage that kills you, but the current. And Ohm's law applies to you just as much as it does to your radio equipment.

Some figures supplied through the courtesy of the National Safety Council and the Pacific Telephone and Telegraph Company tell the story very clearly. Dry skin has an average resistance of 100,000 to 600,000 ohms, while wet skin has a resistance of only 1000 ohms. Internal body resistance from hand to foot is roughly 400 to 600 ohms, while the ear-to-ear resistance is approximately 100 ohms. So, with 120 volts and a skin resistance plus internal resistance of some 1200 ohms, the result would be a current of 100 ma. That isn't much? Look at the table below for the effects of various currents passing through the human body.

Safe Current Values

1 ma.: causes no sensation — not felt.

1 to 8 ma.: Sensation of shock, but not painful. The individual can release his contact at will, as muscular control is not lost.

Unsafe Current Values

8 to 15 ma.: Painful shock; individual can let go at will. Control is not lost.

15 to 20 ma.: Painful shock. Muscular control of adjacent muscles is lost. The individual cannot let go.

20 to 75 ma.: Painful shock. Severe muscular contractions with breathing extremely difficult.

100 to 200 ma.: Painful shock, causing ventricular fibrillation of the heart. This is "irregular twitching of the wall of the ventricle of the heart." *It is a fatal heart condition, for which there is no known remedy or resuscitation. It means DEATH!*

200 ma. or over: Severe burns, severe muscular contractions, so severe that chest muscular reaction clamps the heart and stops it for the duration of shock. This reaction prevents ventricular fibrillation. Artificial respiration should be administered immediately and in most cases the victim can be revived.

Thus, current is the killing factor in electrical shock, and the voltage is important only in that it determines how much current will flow through a given body resistance. What to do? Be careful, and "Switch to Safety."

Do you work on the rig only when all voltages are turned off? (even the 110 can kill) Does your family know where the main switch is, so that all power to the transmitter and receiver can be killed if you get into trouble? Does someone in the family know how to administer artificial respiration? (See *QST* for July, 1956, p. 65.) Are all racks and chassis grounded for protection against accidental shorts?

Ham radio is fun, but don't make fun of its dangers.

ALWAYS BE CAREFUL

★ ★ ★

(A) Kill all transmitter circuits completely before touching anything behind the panel.

(B) Never wear 'phones while working on the transmitter.

(C) Never pull test arcs from transmitter tank circuits.

(D) Don't shoot trouble in a transmitter when tired or sleepy.

(E) When working on the transmitter, avoid bodily contact with metal racks or frames, radiators, damp floors or other grounded objects.

(F) Keep one hand in your pocket.

(G) Develop your own safety technique. Take time to be careful.

★ ★ ★

Death Is Permanent!



A.R.R.L. SOUTH DAKOTA STATE CONVENTION

Huron, South Dakota — September 21-22

Kentucky — The Blue Grass Amateur Radio Club will have its annual hamfest on Sunday, Sept. 29, at the Keeneland Racing Park in Lexington. Further details are available from W4PRT.

Manitoba — The Amateur Radio League of Manitoba, in cooperation with the Winnipeg Sports Car Club and the Model Aircraft League of Manitoba, will hold a hamfest over the Labor Day week end. Besides the usual hamfest activities, there will be demonstrations of sports cars and model aircraft. For further details, contact Al Jebb, VE4TJ, 1115 Sherburn St., Winnipeg.

Missouri — The Southwest Missouri Amateur Radio Club will sponsor a hamfest in Springfield beginning at 0900 on Sept. 8, at Fasnicht Park. Registration fee will be 50c, with free buffet. There will be a transmitter hunt, an s.s.b. demonstration, and a talk by the SCM.

New Jersey — The South Jersey Radio Association will hold its annual picnic on Sunday, Sept. 8, at Greenloch Park on Route 42 near Blackwood. Registration starts at 1100, with v.h.f. transmitter hunts starting at noon. Activities for the whole family, including swimming. Pre-registration \$1.00, at the gate \$1.50, for single ham or family. Contact Win Davis, W2L BX, Martin Ave., Merchantville, N. J. Talk-in transmitters will be on 75, 10, 6 and 2.

New York — The 13th annual Hamfest and Ladies Night of the Oneida area hams will be held on Saturday, Sept. 28, at the Masonic Temple Dining Room, 230 Main St., Oneida. Admission is \$3.00 per person, by advance registration only, and is limited to the dining hall capacity of 150 persons. Registration begins at 5 p.m., with the banquet at 7 p.m. Make all reservations prior to Sept. 26 by contacting Walter L. Babcock, W2RXW, 405 Sayles St., Oneida.

North Carolina — The annual hamfest of the Shelby Radio Club will be held on Sunday, Sept. 1, at Brackett's Cedar Park, 14 miles north of Shelby on State Highway 10. Southern fried chicken, "hush puppies" with all the trimmings, all you can eat. Swap table and auction. Entertainment and contests. Talk-in on 3895 and 29,000. For map, further info, and dope on hotel/motel reservations, contact Malcolm E. Spangler, Box 481, 509 Suttle St., Shelby.

Ohio — 20th Annual Stag Hamfest on Sunday, Sept. 8, sponsored by the Greater Cincinnati Amateur Radio Assn. The location is two miles south of Greenhills, on Winton Road, at Kolping Grove. Registration \$2.50 at the gate, which provides you with hot dogs all day long, donuts and coffee until noon, beer and pop served all day, and full picnic dinner and supper (all you can eat). Rain or shine. Games, contests, radio-controlled model plane demonstration. For further information, contact Paul R. Wolf, W8IVE, 711 Delta Ave., Cincinnati 26.

Ohio — The Findlay Radio Club will hold its annual old-fashioned hamfest on Sunday, Sept. 8, at Riverside Park. Advance registration is \$1.00; \$1.50 at the gate. W8FT talk-in on 3812 kc. Swap shop, contests. Concessions will be operating. Bring your family and your picnic basket. For advance registration and further information, contact Dick Corbin, 855 Summit St., Findlay.

Quebec — On Sept. 21 the Montreal Amateur Radio Club will hold its annual hamfest in Victoria Hall, Westmount. There will be a Friday night tour of the Molson Brewery, for those who arrive early, and a banquet on Saturday night. Registration \$5.00 each. For further information contact Mr. J. L. Miller, VE2TA, 535 Lansdowne Ave., Westmount 6.

Re the National Convention

Say, those of you attending the National Convention will be glad to hear that there is a city-owned parking lot near the Palmer House which will help keep your expenses down. If you drive, try the Monroe Street Municipal parking lot, east of Michigan Avenue, on Monroe St. It is only three blocks east of the Palmer House, and will also be the site of the Mobile judging contest.

The Huron Amateur Radio Club is sponsoring the South Dakota State Amateur Radio Convention to be held September 21 and 22 in Huron. The two-day affair will be highlighted by talks and demonstrations in the fields of transistors, single side band and v.h.f. communications. Other strictly-ham activities will include a hidden transmitter hunt, mobile-judging and talks by League officials. For the XYL and YL not interested in amateur radio, special ladies' activities will be featured.

No matter what your interest, you'll find the program entertaining and instructive. The pre-registration fee of \$6.00 and the at-the-door registration fee of \$6.50 includes tickets for a "Chuck Wagon" feed on Saturday evening and the Sunday afternoon banquet. The club will be glad to handle hotel and motel reservations. For details, write Huron Amateur Radio Club, Box 1234, Huron, South Dakota.

ARRL MIDWEST DIVISION

Kansas City, Kansas — September 21-22

The 1957 ARRL Midwest Division Convention will be held under the sponsorship of the Johnson County Amateur Radio Club at the Town House Hotel, Kansas City, September 21 and 22. Headquarters Representatives will discuss current problems. Special sessions will be held for Novices and Technicians and for those interested in DX, traffic handling, ultra-high frequencies, the earth satellite, Operation Smoke-puff, and IGY. A special display of radioteletype in action will be presented by the Midwest Amateur Radio Teletype Society, featuring many different models. The drill team from Salina, Kansas, will conduct an initiation ceremony for the Royal Order of the Wouff Hong at Midnight Saturday, under the direction of W0MVG.

Advance registrations are \$10.00 per person. Contact Jim McCoy, W0LQV, 4844 Booth St., Kansas City 3, Kansas. After September 7, registration will be \$12.50. Make reservations for accommodations directly with the hotel.

COMING A.R.R.L. CONVENTIONS

August 30-31-Sept. 1 — ARRL National Convention, Chicago, Illinois

August 31-Sept. 1-2 — Maritime Provinces, Charlottetown, Prince Edward Island

September 21-22 — Midwest Division, Kansas City, Kansas


September 21-22 — South Dakota State, Huron, South Dakota

October 18-19 — Ontario Province, Toronto, Ontario

November 8-11 — Far East Pacific Division, Guam

SEE YOU AT THE A.R.R.L. NATIONAL CONVENTION IN CHICAGO, LABOR DAY WEEK END

The "third method" exciter built by WIPNB was laid out for easy circuit modification during experimental work, and is therefore considerably larger than would be necessary in a "final" design. The audio circuits are along the front and the balanced modulators occupy the rear section of the chassis.



The Third Method of "S.S.B.

How It Works in Theory and Practice

BY HOWARD F. WRIGHT,* WIPNB

THE SINGLE side-band issue of the *Proceedings of the IRE* contains a thought-provoking article entitled, "A Third Method of Generating and Detecting Single Sideband Signals."¹ The circuit is interesting in that, although the balanced modulators, filtering, and phasing are individually commonplace in s.s.b. techniques, the way they are used here is unique. It is quite unlike present practice.

Fig. 1 is the diagram of the basic "third method" generator. A common source of audio is parallel fed to two ordinary balanced modulators. The carrier signal for these first modulators — and this is novel — is centered in the speech range at 1800 cycles. The carrier voltages are in quadrature.

Each modulator is followed by an identical low-pass filter designed to pass frequencies below the first carrier at 1800 cycles and reject those above that frequency.

The output of each filter feeds another balanced modulator. The quadrature carrier voltage for these second modulators is at the desired r.f. output frequency. The r.f. outputs of these

modulators are combined by series connection of the links.

The circuit will be discussed further, but first let's take a look at the claims for this method:

- 1) It does not require sharp-cutoff filters.
- 2) No wide-band phase-shift networks are needed.
- 3) Faulty phasing and balancing doesn't cause unwanted energy to fall outside the channel; instead, inverted in-channel energy appears.

Through a method of side-band folding and a.f. filtering, the system discussed here generates a single-side-band signal having the unique feature that the suppressed side band is in the same channel as the transmitted side band. This "third method," devised by D. K. Weaver, produces the s.s.b. signal directly on the desired output frequency, but does not require wide-band audio phase-shift networks.

* 55 Sigourney St., Bristol, Conn.

¹ Weaver, "A Third Method of Generation and Detection of Single-Sideband Signals," *Proceedings of the IRE*, Dec., 1956.

- 4) Undesired signal components are at least 30 db. down.
 - 5) The s.s.b. signal can be generated at any desired radio frequency.
 - 6) Operation can be bilateral; that is, the method also can be used for s.s.b. reception.
 - 7) Quality is good.
 - 8) The unit can be small and rugged.
- Fig. 2 shows the speech spectrum to be applied to the system. These frequencies heterodyne



Fig. 2 — Speech spectrum considered in the system described.

(modulate) with the 1800-cycle first carrier in each initial modulator. Except for the quadrature phase shift, the outputs of both modulators are identical. For the present we need consider only one.

First Modulator and Low-Pass Filter

Fig. 3 shows the output spectrum of either

initial modulator. Notice that the upper side band of this modulation process (sum frequency)

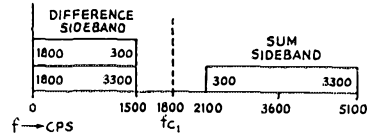


Fig. 3 — Output spectrum of first balanced modulator.

occupies a conventional relation to the 1800-cycle carrier, f_{c1} . The lower side band (difference frequency) is folded upon itself. This occurs because there can be no "minus frequencies" and because the carrier is within the speech range. For the latter reason there are two speech frequencies — one above, and one below 1800 cycles — which mix to produce identical frequencies in the modulator output range of 0 to 1500 cycles. This is shown graphically in Fig. 4. Here, each frequency in the difference side band may represent either of two original audio frequencies. The exception is 0 cycles (d.c.), which now represents

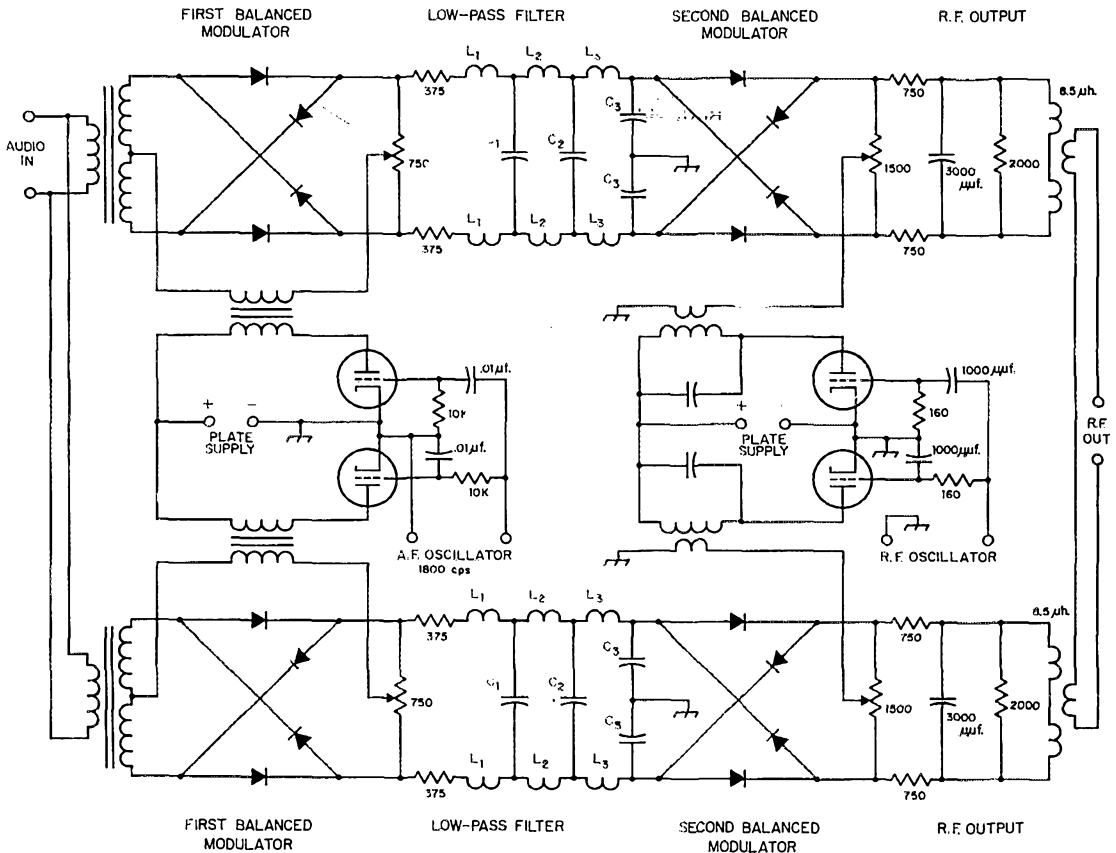


Fig. 1 — Circuit of the "third method" single-side-band generator (Weaver, *Proc. IRE*, December, 1956). Constants of output circuits of second balanced modulators (3000 $\mu\text{mf.}$ and 8.5 $\mu\text{h.}$) and the RC values in the r. f. oscillator phase-shift network (160 ohms and 1000 $\mu\text{mf.}$) are for an output frequency of 1 Mc. and should be modified appropriately for other output frequencies. Low-pass filter constants are as follows:

C_1 — 0.15 $\mu\text{f.}$ C_2 — 0.20 $\mu\text{f.}$ C_3 — 0.11 $\mu\text{f.}$ L_1 — 27.5 mh. L_2 — 100 mh. L_3 — 75 mh.

original audio of 1800 cycles. Referring to Fig. 1, notice that d.c. coupling is used between first and second modulators so that audio information at and around 1800 cycles will not be destroyed.

Referring again to Fig. 3, we are interested only in the difference side band — below 1500 cycles. The sum side band — above 2100 cycles — must be effectively removed. If it is not removed this band of frequencies will appear in the final signal as a normal, readable, unfolded, "unwanted side band."

The dashed line in Fig. 5 represents the low-pass filter requirements necessary for an arbitrary 40-db. suppression of out-of-channel unwanted side band if the speech range starts at 300 cycles.

Second-Modulator Operation

The output spectrum passed by the filter is applied to the second modulator. In this case (the second modulator) the carrier is at approximately the desired output frequency. Quadrature phase is also maintained between the carrier voltages applied to both second modulators.

Fig. 6 is the individual output of either second modulator. The signal at this point is a double-side-band suppressed-carrier signal. Both side bands are 1500 cycles wide. However, all 3000 cycles of original audio information is contained in each of these side bands because of the folding effect of the first modulator. Both side bands contain two components. One represents the low half of the original speech and the other, the high.

Both modulators have this same output spectrum. The phase relationship of the individual outputs, due to the quadrature carrier supply to both modulators, is such that combining the outputs of the second modulators results in one component being phased out of each side band. Thus, in Fig. 6, the signal components contained in the shaded areas will be suppressed and those in the clear areas transmitted; or, if either the

audio or r.f. phase is reversed, the opposite will be true. If the components in the unshaded areas are transmitted, an s.s.b. receiver tuned to a synthetic carrier frequency of $f_{c2} + 1800$ will reproduce a normal audio spectrum. If the components in the shaded areas are used, the receiver would switch side bands and tune to $f_{c2} - 1800$ for proper demodulation.

Fig. 7 demonstrates the first case and shows the presence and location of the folded-back, unwanted side band. This "unwanted" is due to imperfect phasing. It occupies the same channel as the "wanted."

Operating Characteristics

Fig. 8 is the complete output spectrum of the final signal. If the receiver is set at $f_{c2} - 1800$ or $f_{c2} + 1800$ (depending on the side band transmitted), proper reception of the original audio will result. Any unbalance in the second modulators resulting in leakage of the true suppressed carrier at f_{c2} will result in an audible 1800-cycle

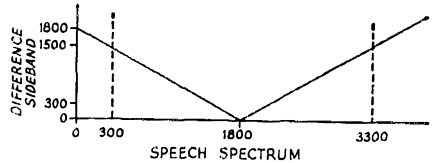


Fig. 4

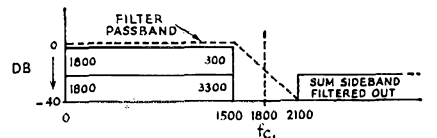


Fig. 5

Fig. 4 — Frequency components in the speech band that are spaced equally either side of 1800 cycles are converted to the same frequency in the difference side band. This occurs in the first balanced modulator.

Fig. 5 — Audio-frequency filter characteristic for 40-db. suppression of out-of-band components.

Fig. 6 — The signal channel contains two sets of components, corresponding to an upper side band (shaded) or lower side band (clear). One set can be eliminated by the r.f. and audio phasing. The receiver local oscillator frequency is set 1800 cycles to one side of the suppressed transmitter carrier frequency. The side to be used depends on the side band transmitted.

Fig. 7 — An error in phasing results in an inverted side band superimposed on the desired side-band signal.

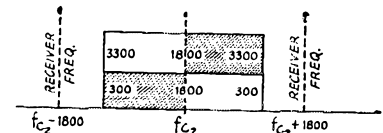


Fig. 6

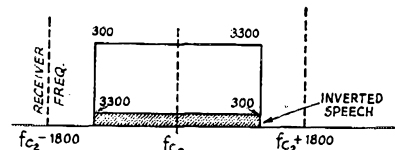
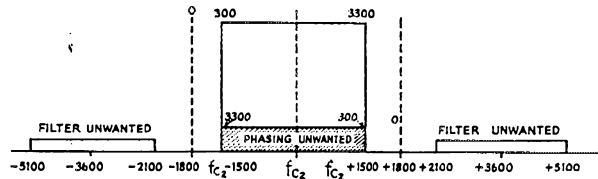


Fig. 7

Fig. 8—Complete spectrum of the signal, showing the positions of out-of-band unwanted components not suppressed by the low-pass audio filters.



tone. Notice that the out-of-channel groups marked "filter unwanted" are a function of filter performance. The shaded area indicating in-channel inverted signal is a function of phasing adjustment.

Single-frequency steady signals that tune like carriers will appear at $f_{c2} - 1800$ and $f_{c2} + 1800$ (the spots of proper receiver tuning) if the original audio frequency carrier at 1800 cycles is not perfectly nulled out in the first pair of balanced modulators.


The novel features of the "third method" aroused considerable interest among my s.s.b. friends. There was much speculation as to how the system would work and sound. Accordingly, having tried everything from n.f.m. to "super-modulation," I decided to give the "third method" a try. Because of uncertainty as to the outcome and a desire for cheap, speedy results, I didn't build a complete exciter but just a basic unit which could be connected to an existing exciter. The results are shown in the photograph. Since the parts were largely "scrunged" from interested bystanders and any part that would work, regardless of size or shape, was used, no conclusion as to the possibilities of the system in terms of bulk or com-

plexity should be drawn from the picture.

The basic circuit was followed closely. Minor changes included changing the crystal diodes to tubes, moving the output frequency to 455 kc., and changing the phase splitter of the second oscillator to critically-coupled tuned circuits. A dual-triode audio stage is followed by a low-pass audio filter and circuitry to attenuate lows. The 1800-cycle oscillator uses a toroid-wound inductance. The transformers supplying audio are 500-ohm line-to-line, and plate-to-line transformers supply 1800-cycle carrier. The output tuned circuits were scaled down to 455 kc.

When complete, the unit was coupled into the i.f. stages of the existing 20-kc. filter rig. The resulting signal was examined and adjustments made using the highly selective station receiver, calibrated attenuator, and oscilloscope which have been used for several years to accurately measure band width and relative amplitudes of various signal components of the transmitted and incoming signals.

The "third method" experimental exciter performed as follows: Referring to Fig. 8, the suppressed carrier at f_{c2} is nulled out by balancing the two second modulators. No difficulty was experienced in obtaining a null of at least 40 db.,



The components clustered at top center are for the low-pass filters.

but any drift in this null results in an audible whistle of 1800 cycles in the received signal.

The carrier-like signals 1800 cycles above and below f_{c1} are nulled out in the first balanced modulators. Again, there was no trouble in obtaining a null. This null holds better, but the null for both signals didn't occur at exactly the same adjustment — a difficulty that was not enough to prevent obtaining a good signal. It may have been due to some peculiarity of this particular unit.

At first, considerable readable signal in the region marked "filter unwanted" was encountered. Experimentation proved that the original simple constant k low-pass filters were inadequate for obtaining out-of-channel suppression comparable to that of conventional rigs. Adding a capacitor across the center coil of the filter, to give one m -derived section, gave vastly improved results, but a better filter designed for sharpest possible cutoff is desirable. Although it is fairly easy to get the desired selectivity at this frequency, the actual slope (in cycles) must be as good as for any conventional filter rig.

When the out-of-channel problem was licked, the phasing aspect was studied. It is extremely interesting to note the effect of differing levels of folded-back side band upon wanted signal intelligibility and distortion. With no suppression of one side band, either signal can be copied, but through fairly heavy interference from the other. Thanks to the inversion of the folded-back side band and the effects of product detection, surprisingly large amounts of unwanted signal can be tolerated without causing undue trouble. When the folded side band is suppressed

20 db, or more it seems to practically disappear as a factor in intelligibility. At 30 db, its effects on voice quality are negligible.

Conclusions

Many contacts were made using this exciter. The results were excellent. Although all desired adjustments and investigations are not complete some conclusions can be drawn from the work done.

The system is basically capable of producing excellent s.s.b. signals. Although these signals are actually double-side-band suppressed-carrier, the side-band components are so arranged that they tune like and are otherwise indistinguishable from regular single-side-band suppressed-carrier transmissions. Although the system benefits from the extremely low frequency of filter operation, and poor phasing is not ruinous, the actual attenuation vs. frequency of the two filters must be as good as in any filter rig.

The big obstacle, at the present state of design, is the complete dependence upon maintaining the null in the balanced modulators to remove the carrier and its resulting audible beat.

Although it can not be foretold what, if any, part the "third method" will play in future s.s.b. voice communication, this article is presented because this system should intrigue anyone interested in the various types of modulation.

I wish to thank those on the 75-meter band whose parts, interest, and encouragement made this an enjoyable project. The charts and graphs accompanying this article were largely prepared by Tony Sivo, W2FYT, as a result of early discussions concerning the "third method."

Silent Keys

IT is with deep regret that we record the passing of these amateurs:

W1AKU, Gordon S. Dayton, Winsted, Conn.
W1DDG, Hyman Yoffe, Revere, Mass.
WN1NYS, Ernest W. Sims, Bradford, R. I.
K2MFD, Leonard E. Park, Long Beach, N. Y.
W3BCL, Albert Wolni, Pittsburgh, Pa.
W3AZG, Frederic A. Leonard, Coraopolis, Pa.
WN3ERT, Warren J. Hunter, Allentown, Pa.
W4EAK, Walter R. Hinton, jr., Greensboro, N. C.
W4ABN, James E. Brightwell, Hendersonville, N. C.
ex-W4ATS, Harry W. Schiffman, Greensboro, N. C.
W5AFG, Elmer J. White, Beaumont, Texas
W6BLY, Ira J. Schab, Whittier, Calif.
K6DTO, Gilbert L. Benez, Hawthorne, Calif.
W6FMT, Roland W. Davidson, Whittier, Calif.
W6LEC, Hubert Sherman, Whittier, Calif.
W7BDP, James H. Foster, Butte, Mont.
W8WET, John W. Adamson, Port Austin, Mich.
W9KDL, Leonard L. Schnirring, Sac City, Iowa
W9FMD, Arnold N. Svarte, Duluth, Minn.
W9TRE, Everett S. Stokes, Sidney, Nebr.
W9KTE, Alvis E. Hazans, Norton, Kan.
W9AFU, David F. Michael, Springfield, Mo.
ZL1ING, Ernie Parkin, Waigeke, N. Z.



September 1932

... "An Intermediate-Frequency and Audio Unit for the Single-Signal Superhet" was the lead-off article 25 years ago, to be used in conjunction with the unit described the previous month.


... The "Thirty-Three Watts per Dollar" rig was also featured in this issue, with W6CUI explaining how to get high output with efficiency and safety from a type '52.

... Another popular article in this issue was the symposium on "Sticks That Have Stuck", being a roundup of various types of masts and an attempt to determine which was best.

... An article about "Science Service Ursigrams" reminds us that cosmic data was being investigated long before the IGY came along.

... In IARU News are reported newly-adopted rules for the issuance of WAC certificates — rules which have continued unchanged to this date. Incidentally, for the first half of 1932 a total of 69 WACs had been issued. That is somewhat under the current rate!

... And there were more reports on the use of 56 Mc. at the National Glider Meet.



The remotely-tuned v.f.o. is enclosed in a Bud Mini-box (CU-3005) measuring 4 by 5 by 3 inches. Pilot-lamp jewels mounted at the lower corners of the Millen type 10039 dial indicate the tuning range for which the v.f.o. is adjusted. Calibration for the 11-meter band, added after the unit had been photographed, now appears at the right end of the 21-Mc. scale. The control shaft for the range switch, S_1 , protrudes through the bottom of the box.

V.F.O. Control for the ARRL Model 6-60-90

SPACE under the dash is at a premium in most low-slung cars of modern design. In fact, the installation of a completely "up front" mobile station may be nearly impossible in some cars unless one turns the front end of the vehicle into a "no-passengers-allowed" compartment. At least, that was the situation encountered in our '56 hard-top while attempting to dash-mount a Gonset G66B, remote-control heads for Master Mount and Radfred antenna gear, James power supply, control panel and the ARRL Model 6-60-90.¹ After looking over the pile of equipment, and the mounting space available, it was decided that the two larger units—the power supply and the transmitter—would be mounted in the trunk so as to make at least a little leg room available for the front-seat riders.

It was only natural that this decision should lead to thoughts of a remotely-tuned v.f.o. for the transmitter. Although we have no objection to a short trip to the rear whenever the transmitter is to be switched to another band, we did feel that a v.f.o. would be of little value unless it could be controlled from the driver's seat.

The compact unit to be described is the outcome of these considerations. It is small enough to be tucked out of the way under the dash, and it requires no power other than that used by a single pilot lamp. The crystal-oscillator tube of the main transmitter is used as the v.f.o. tube and all of the connections between the v.f.o. and the transmitter are supplied by a single length of Twinax cable. A simple switching arrangement adjusts the circuit for operating any one of three frequency ranges. The first of these

tunes 3370 to 3405 kc. for transmitter output at 11 meters, and the second and third ranges cover 3500 to 3720 kc. and 3720 to 4000 kc., respectively. Splitting the 3500- to 4000-kc. band in this manner provides excellent band spread for the higher-frequency bands (7 through 28 Mc.) and spreads the 75-meter spectrum out over 70 per cent of the tuning dial. An indicator circuit ganged with the band switch keeps the operator aware of the v.f.o. range in use.

The Circuit

The circuit diagram of the v.f.o. is shown in Fig. 1. Actually, the circuit is nothing more than a high- C tank that may be used to convert a standard grid-plate crystal oscillator into a Colpitts v.f.o. Since the capacitance of the remote-control cable is across the tuned circuit,

High C in a Remote Tuning Head

BY C. VERNON CHAMBERS,* W1EQ

Here is a remote v.f.o. tuning unit for the ARRL model 6-60-90 Mobile Transmitter. Although it was constructed especially for that particular rig, it may be used with almost any transmitter equipped with a grid-plate crystal oscillator. It's a compact unit designed for under-the-dash mounting and the remote frequency control of a trunk-mounted transmitter.

* Technical Assistant, QST.

¹ Chambers, "The ARRL Model 6-60-90 Mobile Transmitter," QST, August, 1957.

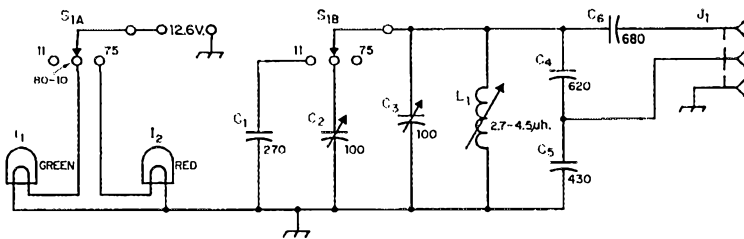


Fig. 1—Circuit diagram of the remotely-tuned v.f.o. Capacitances are in μf . Fixed capacitors are silver mica.

C_1, C_4, C_5, C_6 — See text.

C_2 — 100- μf . midget variable (Hammarlund MAPC-100).

C_3 — 100- μf . variable (Hammarlund MC-100-S).

S_1 — 2-pole, 3-position tone switch (Centralab 1473).

I_1, I_2 — 6- or 12-volt pilot lamp assembly; 1 red jewel, 1 green jewel (Johnson 147-503).

J_1 — Twin cable receptacle (UG-103).

L_1 — Approx. 3 μh , slug-tuned (North Hills 1300-G).

the v.f.o. frequency will depend upon the length of the cable as well as other values. The constants shown are based on a 15-ft. control cable of RG-22/U between J_1 of the tuned tank and the v.f.o. input receptacle, J_1 , of the Model 6-60-90. This length of cable should easily span the distance between the dash and the trunk of almost any make of modern car.

The circuit uses the band-spread capacitor, C_3 , in parallel with L_1 for operation at the highest of the three frequency ranges. A variable padder, C_2 , is switched across the tuned circuit by means of S_{1B} to lower the tuning range to 3500 through 3720 kc. This padder is replaced by a 270- μf . fixed capacitor, C_1 , when S_{1B} is switched to the 11-meter position (3370 to 3405 kc.).

Feedback is controlled by C_4 and C_5 , plus the cable capacitances shunting them. (The capacitance between inner conductors of the fifteen-foot length of RG-22/U is several hundred μf ., and the capacitance between each conductor and the shield (ground) is better than 300 μf .) The manner in which these capacitances appear in the circuit is best illustrated in Fig. 2. Notice that C_6

circuit with nearly the full capacitance of C_3 , causing LC-ratio and band-spread problems.

The indicator circuit consists of I_1, I_2 and S_{1A} , the latter being ganged with the band switch, S_{1B} . To balance the panel of the v.f.o., and to provide an "off" position so that I_1 and I_2 may be extinguished, only two lamps were used. The "lights out" position of S_{1A} indicates that the v.f.o. band switch is set at the 11-meter position. A green jewel is illuminated by I_1 when the circuit is switched to the 3500- to 3700-ke. range, and a red jewel indicates that the v.f.o. is tuned to 3720 kc. or above. The red light serves as a warning against tuning up the transmitter on the higher-frequency bands while the v.f.o. switch is in the high-frequency position. Voltage for the indicator lamps is obtained from any convenient spot under the dash that is connected to the car battery. Naturally, the lamps should match the voltage of the car's battery.

Construction

Photographs of the v.f.o. show how the components are arranged on the U-shaped chassis. Before disassembling the multiscale dial so that the rear plate may be used as a template for marking the mounting holes on the front wall of the chassis, scribe through the large holes in the lower corners of the rear plate onto the rear side of the dial cover. The holes so marked may then be drilled — after the cover has been removed — to accommodate the pilot-lamp jewels. A similar set of holes should be drilled in the front wall of the chassis to pass light from the lamps through to the jewels.

After the dial has been mounted, slip the control shaft of C_3 into the hub of the dial and then cut to length metal spacers that will fit snugly between the mounting feet of the capacitor and the bottom of the chassis. Machine screws may then be used to fasten the capacitor firmly in place. The remainder of the parts may now be mounted as illustrated in the interior view of the unit.

To avoid confusion, it should be pointed out that the capacitance values for C_4 and C_5 of the original unit were obtained by connecting smaller capacitances in parallel, and the photograph shows combinations of two and three capacitors adjacent to L_1 . The parallel combinations may be replaced by the single units indicated in Fig. 1.

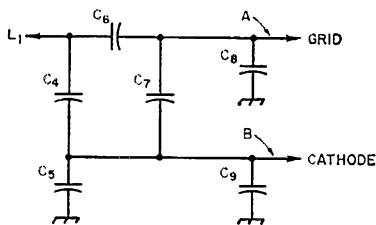



Fig. 2 — Circuit diagram showing how the capacitances of the Twinax coupling cable are effectively connected across the v.f.o. tuned circuit. C_1, C_5 and C_6 are the fixed capacitors shown in Fig. 1. C_7 is the capacitance between conductors of the cable, and C_8 and C_9 are the capacitances between conductors and shield (ground). A and B are the cable conductors which terminate at the grid and cathode terminals, respectively, of the oscillator tube.

and C_8 form a capacitive divider across the tuned tank and that the grid of the oscillator tube is tapped down on the tuned circuit as a result. When a long length of cable is used between units, the capacitance of C_6 becomes somewhat critical. If the value is too small the oscillator will not perform satisfactorily; if the capacitance is too large it shunts the tuned cir-



The main tuning capacitor, C_3 , mounted on metal pillars, is seen at the left in this interior view of the v.f.o. Variable padder C_2 and fixed capacitor C_5 are to the right of L_1 . C_6 and C_4 are above and below L_1 , respectively, and the range switch is in the upper right-hand corner. The output receptacle is mounted on the wall at the right along with the rubber grommet for the battery cable connected to S_{1A} .

All of the wiring except that for the hot leads to the pilot lamps is done with No. 14 tinned wire. Connections should be point-to-point with the shortest possible length. A tie-point strip to the lower right of L_1 (interior view) supports the junction of C_4 , C_5 and the lead to J_1 .

Testing

The v.f.o. unit should be connected to the transmitter via the fifteen-foot length of Twinax cable. (Incidentally, remember to remove the crystal from the rig.) An a.c. filament transformer may be used to power I_1 and I_2 if you want to check out the indicator circuit while bench testing. Warm up a receiver of known calibration. A high-resistance voltmeter connected across the 68K grid resistor of V_2 in the transmitter will facilitate alignment.

Only the oscillator and buffer-doubler tubes of the transmitter need be activated at this time if a high-resistance voltmeter is available for checking d.c. voltage across the buffer-doubler grid leak. In this case, the driver-multiplier tube, V_3 , may be temporarily put out of action by either turning the excitation control to minimum or by turning the mode switch to the v.f.o. set position. If a voltmeter is not available, the transmitter can be lined up by observing final grid current. However, receiver blocking will be less of a prob-

lem if V_3 can be disabled. V_5 , V_7 and V_8 should be removed from their sockets to prevent excessive screen dissipation (these tubes are without plate voltage when the amplifier plate supply is turned off).

Tune the receiver to 4 Mc., turn the b.f.o. on, switch the v.f.o. to the highest range and apply power to the exciter. Adjust the hand-spread capacitor of the v.f.o. tank to nearly minimum capacitance—about 98 on the Millen dial—and then adjust L_1 until a beat note is heard. Tune the receiver a few kc. off to either side of 4 Mc. and listen for any additional signals that may be caused by oscillator squegging. This occurred in the original circuit, but it was quickly cured by lowering the grid-leak resistance of the oscillator tube (V_1) to 39K.

Next, rotate C_3 to nearly full capacitance—about 3 on the dial—and then retune the receiver to the v.f.o. signal. The new frequency should be 3720 kc. or slightly lower. Now, switch the tank to the next lower range, tune the receiver to 3500 kc. and adjust the variable padder C_2 until the v.f.o. signal is heard. This should occur with C_2 set at approximately 90 per cent of its total capacitance. With C_3 rotated to nearly minimum capacitance, the oscillator signal should show up at 3720 kc. or a bit higher when the re-

(Continued on page 142)

Transistors in Speech Equipment

Design Notes and An All-Transistor Speech Amplifier

BY HANS J. ALBRECHT,* VK3AHH

• Low-level audio amplification is one spot where transistors ought to find considerable application in ham gear. Compactness and low power consumption are easily achieved. And the all-battery power supply offers an easy answer to the hum problem!

ALTHOUGH TRANSISTORS have been on the market for some time, amateurs generally seem to be reluctant to make proper use of these extremely economical devices. This may be due to the lack of detailed circuit descriptions in amateur radio journals, and it is for this reason that this article has been written. The author will attempt to explain the design of transistorized amplifiers, and circuit details of a three-stage audio amplifier and a tone oscillator will be given.

By way of introduction, it must be emphasized that transistors can only be used within their limitations. At the present state of the art, transistors are suitable only for low-level operation. Thus in the case of modulation equipment for ham radio transmitters the speech amplifier is the first part that can be simplified, without loss of performance, by using transistors. In fact, the amplifier to be described has been used as the speech amplifier for a clamp-tube modulator, and performed satisfactorily in every respect.

Design Considerations

Engineering textbooks describe the design of

* Permanent address: 10 Belgravia Ave., Box Hill North E 12, Melbourne, Australia. Temporary: % Schnitzler, Hebelstr. 3, Schramberg, Württemberg, West Germany.

This amplifier, built in the QST laboratory, uses the circuit of Fig. 2 but incorporates transistors of U. S. manufacture. The input switching circuit shown in Fig. 2 was omitted, the input coupling capacitor being connected to the microphone input terminals (a phono connector) through a 0.5 megohm resistor to provide a load for a crystal or ceramic microphone. Using G.E. type 2N107 transistors, the gain is sufficient to overdrive the last stage even though no pre-amplifier is used. The peak audio voltage across the secondary of the output transformer is 10 volts, with negligible distortion, using a 7.5-volt penlite-cell supply. The transformer is 3-to-1 ratio interstage type with 10,000-ohm primary. It was necessary to load the secondary with a 100,000-ohm resistor to provide the proper primary load for the transistor and to minimize distortion in the last stage.

Other inexpensive transistors — General Transistor type GT-222 and Raytheon CK-722 — were used in the same circuit with similar results.

transistor amplifiers in detail and readers interested in a more theoretical approach may consult them.^{1,2} Although it is not intended to rehash in this article the fundamentals of transistor circuitry,³ some introductory comments may not be amiss, with particular reference to the needs of the amateur. The design considerations of transistorized gear may briefly be listed as follows:

1) Care must be taken to ensure linear operation by selecting the position of the quiescent operating point.

2) The circuitry has to be designed for minimum effects of ambient temperature.

3) It is not advisable to operate transistors at potentials higher than the maximum data published.


The first point is well known from vacuum-tube technique, and characteristics published by manufacturers allow suitable operating points to be determined. Single-battery operation being preferable for convenience, the calculation of resistances for an appropriate bias network is outlined later.

The second point calls for some effective temperature compensation to be provided in the electronic circuitry. In other words, the bias of each stage has to be stabilized with respect to temperature variations. The effect of temperature upon transistor characteristics is considerable, particularly so far as the collector current at zero

¹ Shea, *Principles of Transistor Circuits*, Wiley, New York.

² Terman, *Electronic and Radio Engineering*, McGraw-Hill, New York.

³ Basic principles were discussed by Priebe, "Transistor Operating Characteristics," *QST*, Feb., 1957. — Ed.



emitter current is concerned. Stabilizing circuits will be discussed below.

With reference to the third point, excessive operating voltages do not necessarily result in a complete failure of the transistor. The general performance, however, is likely to deteriorate if the transistor is exposed to such treatment. The temperature rise at the junction is a function of the dissipated power, a typical value being 0.4 degree Centigrade per milliwatt collector dissipation. The maximum junction temperature is usually given as 45 degrees Centigrade, or 113 degrees Fahrenheit. The author recalls one experiment in which the base-emitter section of a transistor was unintentionally subjected to a current far in excess of the specified limit. Subsequently, the transistor assumed a temperature of approximately 200 degrees Centigrade for a period of about three minutes. This particular transistor still performs well in a low-level oscillator, although its output is somewhat lower than before.

As is undoubtedly known to readers, there are three possible circuit connections of transistors, similar to vacuum-tube practice; common-emitter, common-base, and common-collector, resembling common-cathode, common-grid, and cathode-follower operation, respectively. Theoretical design considerations indicate that the common-base connection features lower input impedance (about 50 to 500 ohms), than the common-emitter connection (around 1000 ohms). On the other hand, the common-collector circuit provides a higher input impedance (about 60,000 ohms). So far as the corresponding optimum load impedances are concerned, typical values are 200,000 ohms, 70,000 ohms, and 2000 ohms for common-base, common-emitter, and common-collector circuits, respectively. It can be proved mathematically that, for cascade operation, the common-emitter configuration is a good compromise.

The question whether a cascade amplifier for the audio frequency range should use transformers or *RC*-coupling between stages is largely one of preference and availability of components. Too many transformers may cause the amplifier to become a somewhat inefficient oscillator, just as in orthodox vacuum-tube technique. Another disadvantage of interstage transformers, particularly midjet transformers, may be their cost. On the other hand, straight *RC*-coupling results in some loss of gain, if compared with a properly matched transformer. To achieve the same gain, the mismatch between *RC*-coupled stages necessitates an increase in the number of stages by about 30 per cent. Also, it would seem reasonable to use additional transistors as common-collector matching stages between common-emitter amplifying stages. In practice, however, a cascade of three *RC*-coupled common-emitter stages provides more gain than two *RC*-coupled common-emitter stages with a common-collector matching stage.

Nevertheless, the common-collector configuration is a very useful connection if an input source

of high impedance is to be coupled to a common-emitter transistor, as shown later in this article.

Stabilization

Fig. 1 illustrates typical bias stabilizing circuits for low-level common-emitter operation.

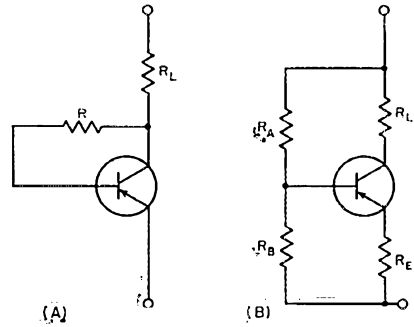


Fig. 1 — Bias and stabilizing circuits for transistors.

In the first circuit, Fig. 1A, stabilization is achieved by resistance feedback between collector and base, the base current being given by the ratio of collector voltage to the resistance connecting the collector and base. In some cases, an emitter resistance may be added.

In Fig. 1B the base bias is produced by a voltage divider $R_A R_B$. The emitter resistor R_E is used for automatic stabilization. This circuit provides optimum stabilization at the expense of higher over-all power consumption. It is ideally suited for low-level amplification, and has been used by the author in the amplifier to be described. Some comments on the theoretical relations of these resistors seem to be worthwhile.

A "stability factor," S , which should have a low value, is defined by¹

$$S = \frac{1 + \frac{R_E}{R_B} + \frac{R_E}{R_A}}{1 - \alpha + \frac{R_E}{R_B} + \frac{R_E}{R_A}} \quad (1)$$

where α = current amplification factor. The following formulas are used for calculating R_E , R_A , and R_B :

$$R_E = \frac{\alpha(E - V_c - R_L I_c)}{I_c - I_{c0}} \quad (2)$$

$$R_A = \frac{E(S - 1)}{I_c - S I_{c0}} \quad (3)$$

$$R_B = \frac{S - 1}{(1 - S + \alpha S)(I_c - I_{c0}) - \frac{I_c - S I_{c0}}{\alpha(E - V_c - R_L I_c)}} \quad (4)$$

where R_L = load resistance

E = supply voltage

V_c = collector voltage

I_c = collector current

} at operating point

I_{c0} = collector current at zero emitter current.

The emitter resistor, R_E , has to be bypassed

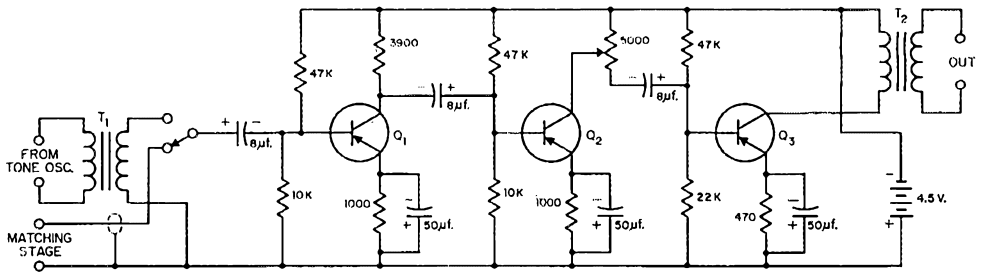


Fig. 2 — Circuit of the all-transistor speech amplifier. Capacitors are electrolytic, 25-volt or lower rating sufficient. Fixed resistors are $\frac{1}{2}$ watt.

Q₁ — Philips OC-71.

Q₂, Q₃ — Philips OC-72.

T₁ — Interstage audio, 2 or 3 to 1 ratio, larger winding

connected to tone-oscillator terminals.

T₂ — Interstage audio, about 3 to 1 ratio, larger winding connected to output terminals.

so that the impedance of the *RC* combination is negligible for all frequencies used. Omission of this bypass capacitor or the use of too low a value would result in feed-back effects similar to those associated with the cathode-resistor bypass in tube circuits.

For completeness' sake, two other possible stabilizing circuits should be mentioned briefly. To maintain a reasonable over-all efficiency in power applications, a temperature-sensitive nonlinear device — *e.g.*, a thermistor — is often connected into the bias network. Its characteristic enables some automatic stabilization to take place. Another possibility is the so-called tandem arrangement. This uses a resistance-stabilized transistor which supplies a constant emitter current to a second transistor. However, these circuits are not at all necessary for low-level operation, and since the amplifier under discussion is concerned with low-level audio amplification the resistance stabilization described above is quite satisfactory.

The Audio Amplifier

The amplifier consists of three cascaded common-emitter stages, and its circuit diagram is given in Fig. 2. The stabilizing circuits are basically identical with the one shown in Fig. 1B, with an average stability factor of $S \approx 8$ for $\alpha \approx 0.98$. The stabilization obtained is sufficient for the purpose of this amplifier. A lower factor — *e.g.*, $S = 2$ — would give better stabilization at the expense of higher over-all power consumption. *RC* coupling is used for the input and inter-

mediate stages and the output load is represented by the primary winding of an ordinary interstage transformer. Its secondary is connected to the modulator stage, or any other load.

The transistors utilized are Philips junction triodes OC-71 and OC-72, all operated in Class A. As is general practice with transistor amplifiers, appreciable coupling capacitance must be used to suit the generally low input impedances of transistor stages. Each stage has been carefully designed to provide optimum amplification at the general supply voltage of 4.5 volts, which is taken from a flashlight battery. At the current consumption of 3 to 5 ma. for the entire three-stage amplifier, the life of the battery should be nearly equal to the shelf life.

The last two stages of the amplifier are equipped with OC-72s. These are classified as medium-power transistors, with a permissible dissipation power of 45 milliwatts. In Australia they are commercially available in matched pairs for Class B power operation. However, their characteristics are such that they are also very suitable for single Class A operation, as used in the amplifier under discussion. Of course, OC-71s could be substituted which would result in somewhat less amplification.

Using the primary of an ordinary audio interstage transformer as the output load, the input impedance at the base of the first stage is of the order of 1000 ohms.

A volume control has also been included. As is evident from the circuit diagram, the load resistor of the second stage has been made variable for this purpose.

Input Matching

The relatively low input impedance of the amplifier requires a matching network of some kind. Dynamic microphones can be matched easily by a suitable transformer. In the case of crystal microphones a special matching stage appears to be the best solution.

As mentioned earlier, a transistor in the common-collector configuration is suitable for matching a high to a low impedance, in analogy to the cathode follower in tube technique. However, with a load impedance of about 1000 ohms the input impedance of this circuit is of the order of 60,000 ohms. This is still a bit too low for

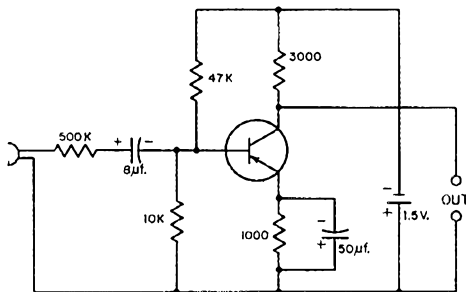


Fig. 3 — Preamplifier circuit for coupling a crystal or other high-impedance microphone to the speech amplifier.

adequately matching a crystal microphone, although the position is definitely improved. The remainder of the load has to be provided by a resistor, resulting in a loss.

Another solution is the use of a common-emitter stage with appreciable resistance in series with the input, in order to match a high-impedance source. The loss in the resistive element is compensated for by the amplification of this stage so that an adequate signal appears at the output of the matching stage. Fig. 3 is the complete circuit diagram of such a matching stage, as used to match a crystal microphone to the input of the three-stage amplifier.

Tone Oscillator

A detailed description of this part is not necessary, as circuits of transistorized tone oscillators or code-practice oscillators have been published in ham radio journals from time to time. Fig. 4

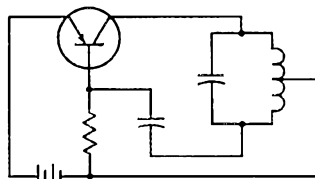
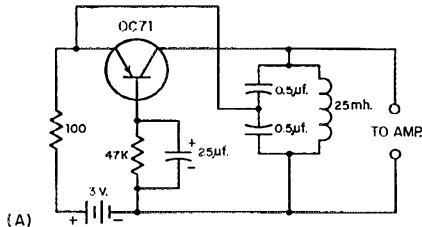


Fig. 4—Audio oscillator circuits. The upper, a "Colpitts," will generate a tone of about 1000 cycles per second. The "Hartley" arrangement is shown below for comparison.

show two popular LC feedback oscillators. In vacuum-tube practice these oscillators are known as the Colpitts (A) and Hartley (B), respectively.

For m.c.w. and test purposes, an oscillator of the type depicted in Fig. 4A has been included

in the amplifier under discussion. An old Siemens r.f. iron-core coil of 1940 vintage was found to be extremely useful. A maximum number of turns was wound on the three sections of the core (total dimensions: diameter 0.88, height 0.72 inch), resulting in an inductance of approximately 25 millihenrys. The smallest capacitor that could be detected anywhere was also found in the junk-box. It is a center-tapped Boseh metallized-paper capacitor of 1 microfarad, another German disposals components (the author is ex-DL3EC). Of course, both parts can easily be replaced by modern components. Two penlight cells make an appropriate power supply and last for a considerable period at a maximum consumption of 2 milliamperes. The frequency of oscillation is of the order of 1000 cycles per second.

An interstage transformer (about 2.5 to 1, the higher impedance side toward the oscillator) is used to couple the oscillator to the input of the amplifier (see Fig. 2). A double-pole switch at the amplifier input selects the secondary of the transformer or the microphone matching stage.

Constructional Details

A small chassis was used as the container for the amplifier and its 4.5 volt battery, the oscillator being mounted on top of the chassis. The crystal-microphone matching stage was housed in a small box which also contained its supply, a 1.5-volt dry cell.

The entire setup must be well shielded, particularly if used in connection with a transmitter, in order to counteract any possible r.f. feedback. Likewise, the output cable and the cable from the matching stage must be shielded.

Performance

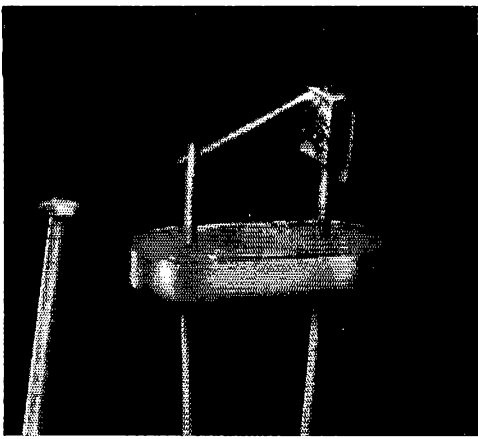
In the several months during which the equipment described in this article has been used its performance has been satisfactory in every respect. In the case of the author's ham station, the unit has been employed as a speech amplifier, its output being connected to the grid of a controlled-carrier modulator, a 12A6, which is used to modulate the p.a. (90 watts input, home-built, pair of 807s). The modulation level obtainable allows a fair amount of volume reserve. The output signals of the microphone matching stage and of the oscillator are of the same order of magnitude, permitting a convenient change-over from m.c.w. to telephony.

Strays

Hams who are also amateur cinematographers may be interested in participating in an amateur film festival created by K6RWR. Amateur films will be selected for presentation on TV, with panel discussion by professionals from the film industry. For further details, write K6RWR at 210 N. Larchmont, Los Angeles.

During one school year, both W8BWL and KN8BWL were members of the Amateur Radio Club of Shaker Junior High. —W8SLR

KN8EFH tells us that because of his weight (350 lbs.) he announces his call as KN8 Extra Fat Ham.



A spacistor assembly on a transistor-size mount. The base and collector connections correspond to the bar-type connections shown in Fig. 1, while the "whiskers" on top of the semiconductor slab are in the same relative positions as the injector and modulator contacts in Fig. 1. The ordinary pin at the left is for size comparison.

A NEW PRINCIPLE in semiconductor amplifiers has been demonstrated successfully in an experimental device developed in the Raytheon research laboratory. The "spacistor," as it is called, is still in the research stage, but would appear to have a number of basic advantages over transistors for high-frequency applications. Its operation and characteristics are more nearly like those of conventional vacuum tubes than is the case with the transistor, although the spacistor is definitely a semiconductor-type amplifier.

Fig. 1 is a schematic of the spacistor. The usual materials such as germanium or silicon can be used for the body of the assembly, and a small pellet of indium is fused into the body to form a junction similar to that in a junction-type transistor. The collector terminal makes contact with the semiconductor body. A relatively large reverse bias, about 200 volts, is applied between the base and collector so there is a strong electric field but substantially no current in the base-collector circuit. Because of the strong field a small space-charge region forms around the junction, and electrons are introduced into this region through the "injector" contact, by means of a bias voltage applied between the base and injector. These electrons travel to the collector contact (at high speed) so current flows in the injector-collector circuit.

A fourth contact, called the "modulator," is introduced in the space-charge region, and suitably biased with respect to the base and injector. A signal voltage applied in the modulator circuit varies the electron emission from the injector, which compares with the way in which the grid controls the space charge and with it the plate current in a vacuum tube. In further analogy to the vacuum tube, the modulator or input circuit consumes negligible power, but causes an appreciable variation in the electron current, so that an

The "Spacistor"— a New Semiconductor Amplifier

amplified signal can be taken from the collector.

In spacistors that have been constructed so far, the input (modulator) and output (collector) impedances are both of the order of 30 megohms. The input impedance is high enough to be neglected in most applications, just as in the case of negative-grid vacuum tubes. The output impedance is of the order of 10 or more times that of a pentode tube, making the spacistor a truly constant-current device. Values of modulator-collector transconductance (g_m) of 100 to 150 micromhos have been obtained in experimental units — small compared with a.c. type tubes but not unfavorable as compared with small filament-type receiving tubes. The interelectrode capacitance is about 0.5 μf .

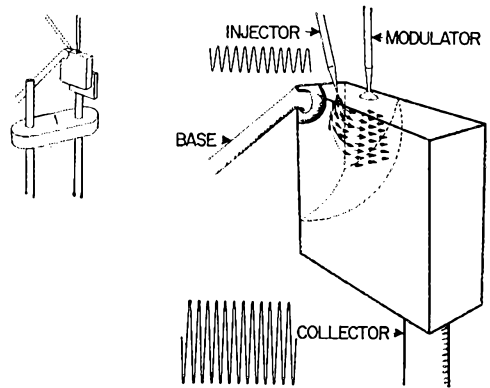


Fig. 1—How the spacistor operates.

It is expected that spacistors will be capable of operating at temperatures several hundred degrees higher than are practical with transistors.

The spacistor is purely a laboratory device at the present time, and there is no indication as to how long it might take to make it a commercial item. It needn't interfere with any of your current plans for using tubes or transistors, therefore — although there's no telling how it may alter the thinking of equipment designers some years from now.

— G. G.

Greater Selectivity with the C.W. Clipper-Filter

A Two-Stage Amplifier with Variable Band Width

BY L. I. ALBERT,* WIPLM

• By adding a second stage to the c.w. clipper-filter described in an earlier issue of QST, WIPLM obtains a band width of 200 to 600 cycles at 40 db. down. A simple method of varying the selectivity is included.

THE MODERNIZED VERSION of the c.w. clipper-filter described by W1CUT in QST¹ is an improvement over that originally described by Grammer.² However, for c.w. work on today's crowded bands its selectivity is still inadequate. A band width of 100 cycles at 6 db. down does not sufficiently attenuate adjacent signals if the band width at 40 db. down is one to two ke.

* 41 Cotter Road, Waban, Mass.

¹ Campbell, "Modernizing the C.W. Clipper-Filter," QST, December, 1956, p. 36.

² Grammer, "An Accessory for C.W. Reception," QST, July, 1950, p. 11.

What is required is a band width of the order of 300 to 500 cycles at 40 db. down.

This band width is easily achieved by means of the audio filter described by W1CUT; it only requires the addition of one more stage of filtering, exactly similar to the first stage, and tuned closely to the same frequency.

Inductors

Fig. 1 shows the circuit with the added filter stage. The W1CUT technique of using small power-supply chokes was followed quite successfully except that the bar of "I" laminations lying across the top of the "E" laminations was not removed entirely. Instead, 3 to 5 layers of paper were put between the "E" laminations and the bar of "I" laminations and a nonmetallic clamping arrangement, such as shown in Fig. 2, was used to hold the assembly. The inductances, and hence the resonant frequencies, can now be adjusted by tightening or loosening the clamping screws. The Q of the chokes seems to be about

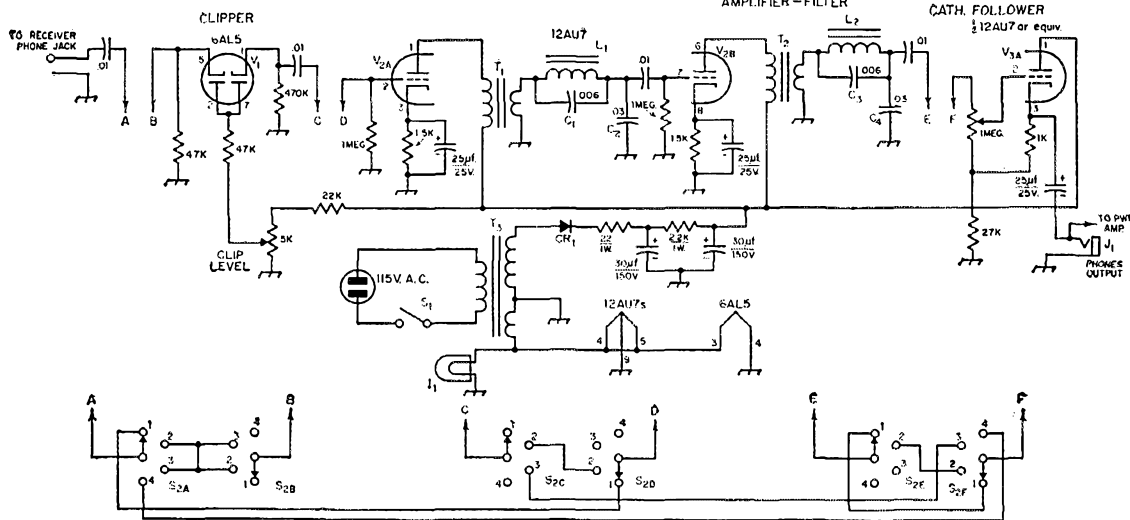


Fig. 1—Circuit of the two-stage clipper-filter. All capacitances are in μ f. All 0.01 μ f. capacitors may be ceramic; capacitors marked with polarity are electrolytic. Others should be tubular plastic or mica. Resistors are $\frac{1}{2}$ watt unless otherwise specified. Switch functions are as follows: Position 1, dual filter alone; Position 2, clipper and dual filter; Position 3, clipper alone; Position 4, straight through with cathode-follower output.

CR1 — 50-ma. selenium rectifier.

I1 — 6.3-volt pilot lamp.

J1 — Open-circuit phone jack.

L1, L2 — 5-h. 65-ma. filter choke; frame removed and choke remounted as described in the text.

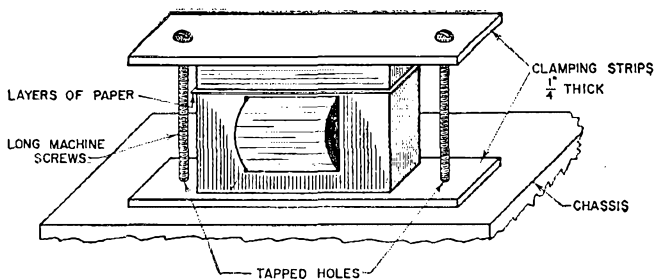
S1 — S.p.s.t. toggle switch.

S2 — 3-section 6-pole 1-position rotary switch, shorting type preferable. (Centralab P.A-1020).

T1, T2 — Output transformer: 7000-10,000-ohm primary to 3.2-ohm voice coil (Thordarson 24S52).

T3 — Power transformer: Half-wave: 125 volts, 50 ma.; 6.3 volts, 2 amps. (Stancor PA-8121).

Fig. 2—Sketch showing the method of clamping and tuning the filter inductors. Clamping strips must be of bakelite, phenol, plastic or other suitable insulating material. Metal should not be used.



the same with the air gap increased in this manner as with the "I" laminations removed altogether. Two similar chokes should be used so that their series-resonant frequencies will be close to one another when altered as described.

Circuit

Two changes were made in the switching circuits described by WICUT. The first position of the switch was changed from filter-clipper to dual filter alone. This seems to offer a characteristic much more useful to this writer than did the filter-clipper characteristic. The receiver output in the straight-through position is connected to the output through the cathode follower. The writer also incorporated in his unit a simple beam power-output stage to drive a speaker.

Characteristics

The selectivity curves obtained from the unit are shown in Fig. 3. The two series-tuned circuits, L_1C_2 and L_2C_4 , cannot be tuned to exactly the same frequency because excessive ringing results. The two circuits may be tuned about 10 cycles apart, resulting in a very sharp characteristic as shown by Curve 1. A more easily-used characteristic is shown by Curve 2 in which the tuned circuits are tuned about 30 cycles apart. Curve 3 results with the two circuits tuned about 60 to 70 cycles apart and is almost flat-topped, but it still has fairly steep skirts. The notch frequencies, governed by L_1C_1 and L_2C_3 , were set higher than those used by WICUT, while the peak frequencies were set to about 700 cycles, an audio frequency more pleasing to the writer than 900 cycles.

It should be mentioned that the 0-db. reference is not the same for the three

curves. If the peak of the sharpest curve is taken as 0 db., the peaks of the progressively less-selective curves fall short of 0 db., by increasing numbers of db. In other words, the signal loudness increases with increasing selectivity until limited by ringing. It should also be noted that the response characteristic is effectively broadened by overloading signals. The receiver r.f. gain control thus should be backed off considerably when the desired signal is tuned in; the tremendous gain of the filter at the peaked frequency will allow the desired signal to be easily copied while, in most cases, all other signals will be inaudible.³

It is immediately evident that variable selectivity is easily obtained by altering the capacitances of C_2 and C_4 by means of a two-gang multicontact switch. Capacitance is progressively added at C_2 and subtracted at C_4 , thereby broadening the selectivity curve while maintaining the center frequency. Fig. 4 shows one simple method of achieving this.

Adjustment

The filter can be aligned with the help of an audio signal generator and a scope. If C_2 and C_4 are to be fixed, the procedure is to set the two tuned circuits individually to within 10 to 15 cycles of the chosen peak frequency, but on opposite sides of that frequency. This adjustment can be made by tightening or loosening the clamping screws on each choke until each

³This is indicative of regeneration which undoubtedly contributes to the selectivity.—*Ed.*



Fig. 3—Selectivity curves of the two-stage filter of Fig. 1. Curve 1 is with the circuits tuned about 10 cycles apart; Curve 2, 30 cycles apart; Curve 3, 60 to 70 cycles apart.

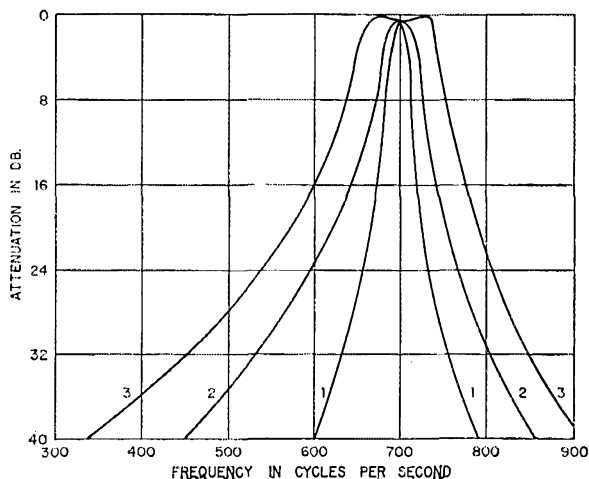
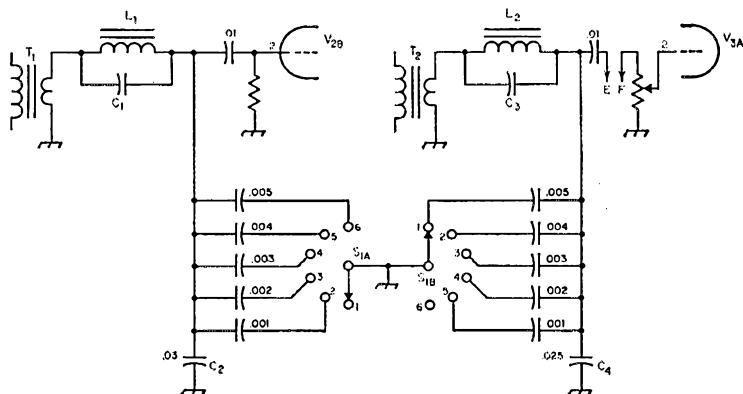


Fig. 4—One method of achieving variable filter selectivity. Greatest selectivity is obtained with S_1 in Position 1. All capacitances are in $\mu\text{f.}$, and capacitors should be plastic tubular or mica. C_1 , C_2 , C_3 , C_4 , L_1 , L_2 , T_1 , and T_2 refer to Fig. 1.



circuit is tuned to the desired frequency. Altering the number of layers of paper placed between the "I" and "E" laminations of either or both chokes will allow any two similar chokes which, due to manufacturing tolerances, may be of slightly different inductances, to be tuned to the same frequency. The filter is then ready to go. If the response is too sharp, slightly greater separation of the two frequencies can be achieved by a readjustment of the clamping screws on one of the chokes.

If the switch is to be used to obtain variable selectivity, the procedure is equally simple. With the switch in Position 1, the chokes are adjusted so that the respective series-resonant frequencies are 10 to 20 cycles apart, depending on the desired sharpness in the sharpest position. Then for switch Positions 2, 3, 4, etc., one switch section successively substitutes capacitors smaller by 0.001 $\mu\text{f.}$ in parallel with C_4 , while the other section successively increases the capacitance in parallel with C_2 in increments of 0.001 $\mu\text{f.}$ The resonant frequencies of the two circuits thus move about 10 to 15 cycles farther apart for each succeeding position until the minimum de-

sired selectivity is reached. At about 70 cycles separation, a dip appears in the center of the flat-topped portion of the curve, and at separations beyond 100 cycles this dip in the characteristic is severe enough to limit the usefulness of less-selective curves.

If no equipment is at hand, the circuits can be tuned by listening tests only. One's own c.w. signal can be used as a substitute for the audio signal generator. There will be no doubt when the two series-tuned circuits become resonant at close to the same frequency.

As mentioned in the original article¹, symmetrical output wave form depends upon proper choice of resistances in the diode circuit. The values shown were used after checking on an oscilloscope.

The operating difference between a clipper-filter using one tuned stage and one using two tuned stages is like the difference between night and day. The signals pop in and out and are best tuned by means of the beat-oscillator pitch control. Most such controls cover 2 to 3 kc. and are ideal for tuning over a narrow region around your own operating frequency.

Strays

Some of the old timers around the Atlanta, Georgia, area, at a recent meeting. WJAD was elected president and WJL secretary-treasurer of this Old Timers Club.



The Effect of Capacitance on Power-Supply Filter Bounce

A Discussion of Power-Supply Dynamic Regulation

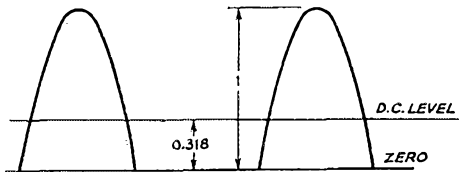
BY DAVID T. GEISER,* WIZEO

• The fact that the output voltage of a power supply decreases with an increase in load current is universally appreciated, but relatively few amateurs are aware of the rather drastic changes in output voltage that can occur when the load is rapidly varied, as in c.w. keying or in s.s.b. work. This article shows graphically how the output voltage is affected by the resonant frequency of a choke-input filter, and how the situation is improved by going to a large output capacitance. The effect of the filter constants on the surge currents that occur when the supply is turned on also is shown.

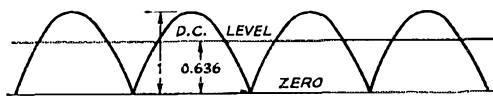
LOAD CHANGES affect power-supply output voltages, regardless of the quality of design and components used. Some of the drop in output voltage with an increase in load is caused by rectifiers or resistance, and some of these factors are discussed here; but the most annoying and alarming current or voltage change — and the least well-known — is “bounce” or “resonant response.” Resonant response in a power-supply filter is a simple process, and it is hoped this discussion will show how simple it is.

Why Filter a Rectifier?

A rectifier changes alternating current to “one-way” current (not direct current) by choosing



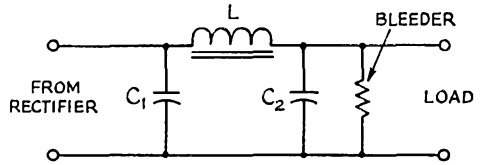
HALF WAVE RECTIFICATION



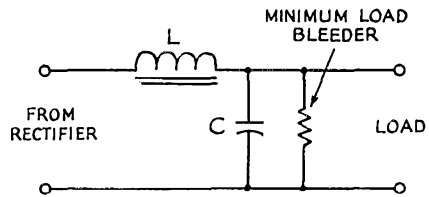
FULL-WAVE RECTIFICATION

Fig. 1 — Comparison of half-wave and full-wave rectification. The value of the average (d.c.) output is shown referred to the peak value of the rectified wave, neglecting any tube and resistance drops.

paths through the rectifying circuit that only let the output current flow in one direction. The output current may be large or small; it may even be zero if there is no possible path for current to



(A) CAPACITOR INPUT FILTER



(B) CHOKE — INPUT FILTER

$$\text{DESIGN: } L \text{ IN HENRYS} = \frac{\text{MAX. TOTAL LOAD, OHMS}}{1000}$$

NOTE: 1130 INSTEAD OF 1000 GIVES MINIMUM 120-CPS INDUCTANCE ALLOWABLE; USING 1000 GIVES SOME SAFETY FACTOR.

Fig. 2 — Capacitor and choke-input filters. “Minimum” load corresponds to maximum resistance (bleeder only); “maximum” load to minimum total resistance across the supply.

flow in that one favored direction. Half-wave, full-wave center-tap and full-wave bridge (single-phase) rectifiers without filtering all produce zero voltage many times each second. The half-wave voltage peak is more than three times the “d.c.” (average) voltage, while full-wave peaks are more than one and a half times the “d.c.” voltage, as shown in Fig. 1.

These unfiltered current or voltage waves from the rectifier actually (and mathematically, too, but not here) can be considered to be made up of a constant, smooth “one-way” (direct) current plus several alternating-current waves. If constant, smooth direct current or voltage is wanted, the alternating current waves must be greatly reduced. The best filter reduces the a.c. without affecting the d.c.

Alternating current waves produced by half-wave rectifiers have frequencies equal to whole

*Sprague Electric Co., North Adams, Mass.

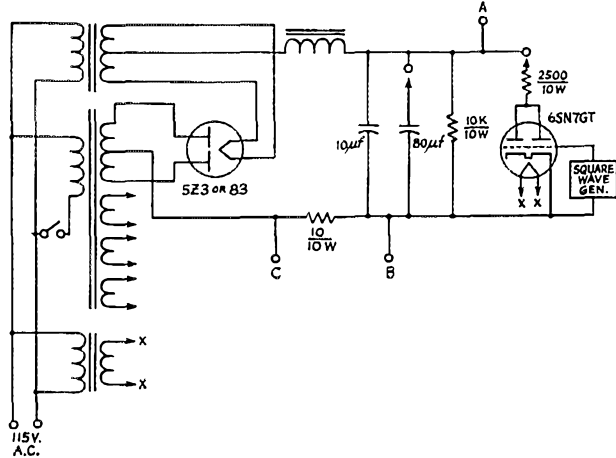


Fig. 3 — Test setup for checking filter "bounce" with changes in load. The 6SN7GT acts as a switch for alternately connecting and disconnecting the load, when its grids are driven by a square-wave generator. For observing voltage changes the vertical plates of the oscilloscope are connected to *A* and *B*. The rectifier input current can be inspected by connecting the oscilloscope to *C* and *B*. The setup uses a receiving-type power transformer and filter components.

numbers (1, 2, 3, etc.) times the supply frequency: such as, 60, 120, 180 cycles per second for a 60 c.p.s. supply. The lowest frequency has the largest wave and is hardest to filter.

Perfect full-wave rectifiers produce alternating currents whose waves have frequencies *even* whole numbers (2, 4, 6, etc.) times the supply frequency. A full-wave or bridge rectifier powered from a

60-cycle power line will produce smaller amounts of the more easily filtered 120-, 240-, 360-cycle and higher frequency waves. (But one should not forget unbalanced tubes or transformers will produce a 60-cycle wave, in addition, in the output.)

What's a Filter?

A filter is a circuit that passes electrical waves

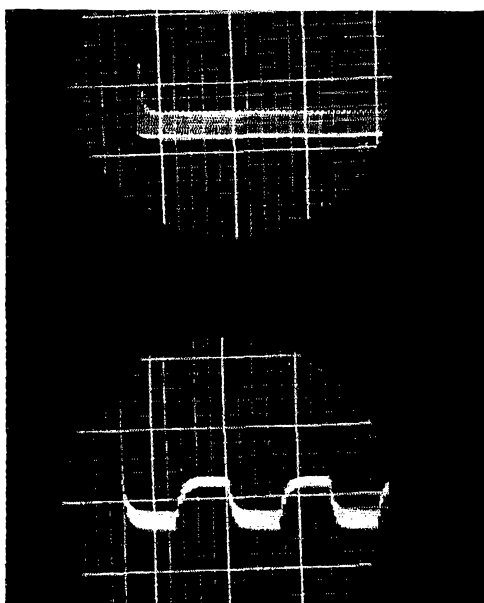


Fig. 4 — Top: Inrush current through rectifier tubes to capacitor-input filter. Left-hand end of trace represents instant of closing power-line switch. The trace consists of a series of pulses at the rectified-output frequency (120 cycles per second) each of which is a pulse of current into the first filter capacitor, the peak current being represented by the height of the pulse. (Note that alternate pulses are not quite the same height, indicating that the outputs of both sides of the rectifier are not quite equal.) The inrush surge current has a peak about three times as high as the steady-state pulses, and takes several cycles to die away.

Bottom: Change in d.c. output voltage with change in load; load switching at a uniform rate. Ripple voltage in the output is indicated by thickening of the trace; the ripple increases with heavier loading, as shown by the fact that the lower sections of this trace, representing lower d.c. output voltage, are thicker.

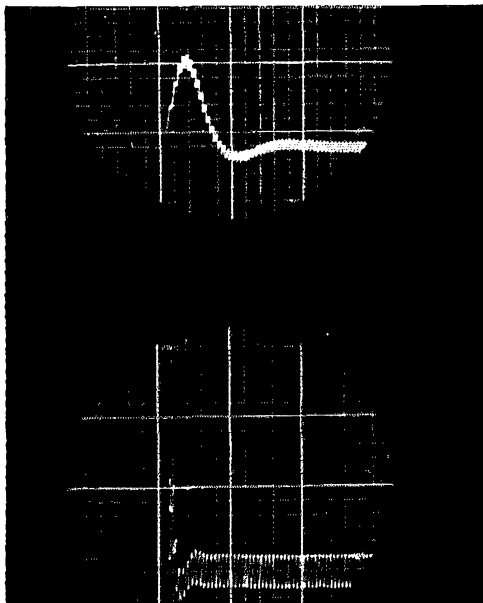


Fig. 5 — Inrush current through rectifier tubes to choke-input filter. Top: 40-henry input choke followed by 40-μf. capacitor; bottom: 10-henry input choke followed by 10-μf. capacitor. Note that the maximum surge current is the same in both cases (somewhat more than twice the steady-state current) since the *L/C* ratio is the same, but that its duration is dependent on the amounts of *L* and *C* in the filter. The a.c. ripple in the rectifier output current is considerably smaller in the filter with the larger *L/C* product.

With the choke-input filter the rectifier output current does not go to zero between pulses of rectified current. Compare these photos with the top picture in Fig. 4, where the rectifier output current consists of a series of discrete pulses separated by periods of zero current. (The latter is represented by the bright base line in the upper photo of Fig. 4.)

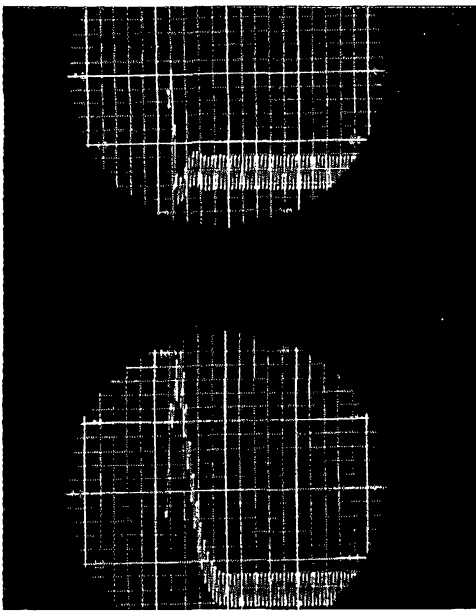


Fig. 6 — Effect of changing L/C ratio on inrush current to rectifier tubes through choke-input filter. Top: 10-henry input choke followed by 10- μ f. capacitor; bottom: 10-henry input choke followed by 90- μ f. capacitor. The scale in these photographs is the same as in Fig. 5. The peak inrush current is considerably larger with the larger capacitance (smaller L/C ratio) and has a greater duration because of the larger LC product. Note also that the small oscillation or overshoot at the terminal end of the transient is practically eliminated with the larger capacitor.

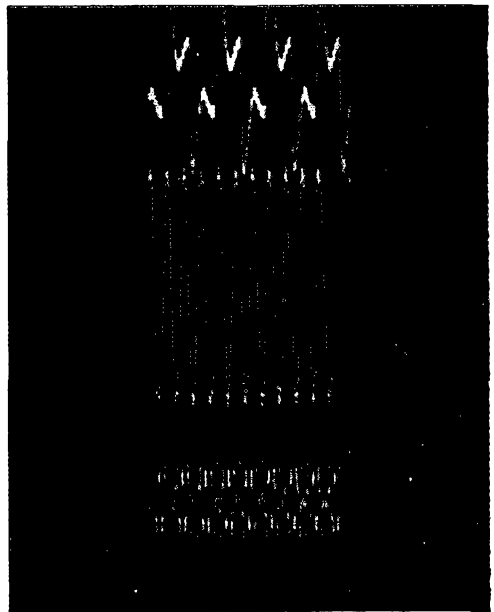


Fig. 7 — Filter resonance effects in output voltage as a load is alternately switched on and off; choke-input filter with 10-henry choke and 10- μ f. capacitor. Top: load switched at rate of 5 times per second; center: switching rate 15 per second; lower: switching rate 45 per second. The large swing in output voltage in the middle photo is caused by the resonance in the filter, its natural resonant frequency being approximately the same as the switching rate.

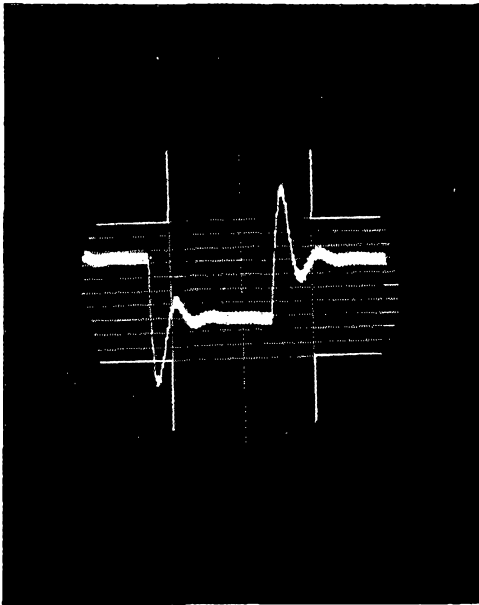


Fig. 8 — Load switching at 5 cycles per second with expanded sweep in the oscilloscope, same conditions as Fig. 7. The output voltage tends to oscillate at the resonant frequency of the filter, 15 c.p.s.

in desired proportions. A steady one-way current does not change and can be said to have *no* cycles per second, so wherever "frequency" is used in the arithmetic, the number zero can be used as the frequency of the steady current.

A filter prevents or reduces passage of electrical waves either by changing the electrical energy to heat in a resistance or by providing a path that will not accept energy from waves of certain frequencies. A wave of any frequency (even zero) loses energy in passing through a resistance, so in a power-supply filter it is usually best to use parts and circuits having as little resistance as practicable. This means that circuits using chokes and capacitors are most efficient in selecting the desired direct current while reducing the accompanying a.c. waves to acceptable levels. Since more than twice as much inductance-times-capacitance ($L \times C$) is required to filter half-wave rectifiers as full-wave rectifiers, only full-wave rectifier filtering will be discussed.

Capacitor or Choke Input?

The most commonly used filter is the capacitor-input type, Fig. 2A, sometimes also called the "brute-force" or pi (π) filter. Good quality input capacitors (the *only* kind that will work and last in this filter) permit extremely high pulse currents to flow through the rectifier. These currents are limited only by tube drop and power transformer impedance. It is costly to design good life into this circuit.

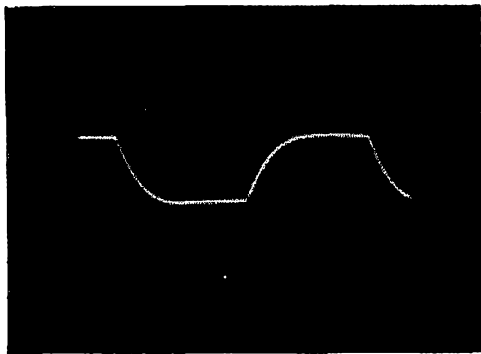


Fig. 9—Output voltage switched at 5-cycle rate, choke-input filter using 10-henry choke and 90- μ f. capacitor. The overshoot visible in Fig. 8 is practically entirely gone. (The improved ripple smoothing resulting from the use of the larger value of capacitance is also evident on comparison of this photo with Fig. 8.)

Changing the drain on the supply changes the output voltage. Fig. 4 shows both the inrush current (when the power is turned on) and the output voltage change with load for a typical capacitor-input filter. This filter used 10- μ f. input and output capacitors and a 10-henry, 45-ohm choke. Much less voltage drop with load can be obtained with a choke-input filter, Fig. 2B.

Other advantages of choke-input filters include low "rining peak currents" to prevent damage to rectifier tubes and filter capacitors. The most common (and *wrong*) objection to choke input is that "capacitor input gives more power out of the power transformer."¹ One manufacturer² puts out two power transformer lines, one for choke input, one for capacitor input. For equal d.c. output voltages and currents, cost, size, and weight are nearly identical. In no known case are high-voltage, high-power transformers made for capacitor-input filters.

How Much Capacitance?

Inrush or surge currents with choke-input filters may be quite high.³ RCA recommends certain choke and capacitor values, specifying that if the capacitance is increased, the inductance must be increased the same proportion. The effect on surge current is shown in Fig. 5. The lower oscillogram is the surge in a 10-henry choke-input filter with 10 μ f. capacitance. The upper oscillogram shows the effect of 40 henrys and 40 μ f. (This second photo is not to the same scale as the capacitor-input photo, Fig. 4.) If the capacitance is increased without increasing the inductance, the situation shown in Fig. 6 results. The upper picture shows the surge with 10 henrys and 10 μ f.; the lower shows the effect of increas-

ing the capacitance to 90 μ f.

No surge problem exists, of course, if the plate power transformer voltage is turned on gradually and left on. (This assumes that the energy stored in the filter much exceeds the variable demand.)

Load change does affect the output voltage of choke-input filters. Fig. 7 shows the effect on the output voltage of switching a resistive load (Fig. 3) on and off the filter output at 5, 15, and 45 times per second. There is obviously resonance at 15 times per second, in very close agreement with the resonant frequency of the 10-henry inductance and 10- μ f. capacitor used. Fig. 8 shows an enlarged picture of the 5-times-per-second switching rate.

Increasing the capacitance to 90 μ f. almost completely removes the overshoot. This is shown in Fig. 9 (5-times-per-second switching) and the Fig. 10 (twice-a-second switching). It is felt that the lower Q at the "predicted" 5-cycle resonance frequency is responsible. High capacitance does remove load bounce from the voltage output.

Recommendations

No detailed recommendations can be given — there are too many possible situations — but the




Fig. 10—Same filter as in Fig. 9, but with load switched at a 2-cycle rate.

following suggestions should be helpful:

Reduce surge currents by turning on rectifier plate voltage gradually and leaving it on. Do not try to find chokes of extreme inductance (at \$15 to \$30 per watt-second).

Use choke-input filters for medium- and high-power supplies. Use of high capacitance will minimize filter voltage bounce and produce sufficient hum filtering.

Remember that all supplies not electronically regulated will show some voltage change with load. If very stable voltage is required, an automatic voltage control system must be used.

Acknowledgments

Thanks are due Harold Churchill of the Signal Corps Engineering Laboratory for asking the question that initiated this investigation. Prior writers in this field shortened the labor by clear reporting and deserve credit. The permission, assistance, experience, and advice of the Sprague Electric Company team has also been essential.

¹ Probably because the d.c. output voltage from the same transformer-rectifier system will be higher when a capacitor is added in front of a choke-input filter. This neglects transformer heating, which is higher for the same d.c. power output with capacitor input than it is with choke input, even though the output voltage is lower with choke input. — Ed.

² Chicago Standard Transformer Corp.

³ RCA Tube Handbook HB3, Vol. 9-10, p. 865-A/865, 6/30/44.

Satellite Tracking

WITH THE publication in this issue of constructional data on antenna systems, the equipment picture for satellite tracking is almost complete. Earlier *QST*'s have covered the requirements in general (July 1956), low-noise converters and preamplifiers (November and December 1956), and a method of antenna calibration (April 1957). There remains the question of recording the signals in a form that will be useful for subsequent processing. This, at first, had the appearance of being a rather sticky problem since the recorders used in the primary Minitrack system are rather expensive items. However, the NRL people have come up with a scheme that eliminates the need for a high-speed ink recorder at the tracking installation, and it now looks as though the recording difficulty can be resolved quite simply.

In essence, the method consists of using beat-note reception of the satellite signal as in ordinary c.w. practice, and then recording the receiver's audio output with a conventional magnetic-tape recorder. Simultaneously, time ticks from WWV are recorded on the tape for precise timing of the variations in received signal strength as the signal goes through the successive nulls in the antenna pattern. The plan is that stations making such tapes will forward them to NRL where they will be played into an ink recorder of the type used in the primary Minitrack setups so that the final record will be similar to those made by the primary recording stations.

The system has been tested under conditions simulating those to be expected — *i.e.*, a signal of the same strength as is anticipated to be available from the actual satellite — with excellent results. Final records obtained in this way compare very closely in all essential details with records made simultaneously on the same signal by a primary-type recorder. Making the tape recordings offers no technical difficulties, and any of the commercially-available tape recorders should be satisfactory.

Getting back to the antennas, the installations described by Messrs. Easton and Firor are electrically similar but differ a good deal constructionally. A principal consideration in the NRL design was mechanical ruggedness as a contributing factor to electrical stability and thus to high accuracy in taking bearings. This leads to somewhat more costly construction but should represent a good investment where wind and weather are likely to be adverse. In locations where the weather is more favorable less expensive construction may be quite adequate. Dr. Firor's antenna, incidentally, was designed originally for tracking of radio stars and the essentials of the complete receiving system for that purpose are

covered in his article. Star tracking could be a fascinating activity for amateurs who have the necessary ground space and the inclination to get off the beaten track. There isn't any greater DX to be had!

Minitrack Calibration by Moon-Bounce Signals

The antenna system for a satellite tracking installation has to be calibrated on an actual signal if the highest possible accuracy is to be achieved. Various calibration methods have been proposed and used from time to time, ranging from airplanes and balloons carrying 108-Mc. transmitters on special flights to using radio "stars" (*QST*, April, 1957) as the calibration-signal source. Now, in a joint announcement from the Naval Research Laboratory and the U. S. Army Signal Engineering Laboratories, it is stated that signals reflected from the moon have been used successfully for Minitrack calibration.

Far from being just a stunt, moon-reflected signals offer a practical way of covering a large portion of the Earth's surface, and plans are under way for making "moon-bounce" a primary source of calibration for Minitrack stations. To this end a high-power 108-Mc. transmitter is being constructed and should be undergoing testing by the time this appears in print. The NRL-SEL experiments were carried out with SEL's "Diana" transmitter, which would not be usable for calibration of a regular Minitrack installation because Diana's frequency is 151 Mc. Special receiving equipment designed for the latter frequency was used in the NRL-SEL tests, but the output and recording circuits were of the regular Minitrack type.

It is expected that when the 108-Mc. transmitter is in operation — the target date is October — its transmitting schedules will be made available to operators of Mark II Minitrack installations. If practicable, they will be published in *QST*. Whether or not you can participate in the satellite-tracking program, a good 108-Mc. converter will give you a start toward hearing signals both from the Earth's most prominent natural satellite and from the man-made "moons" to be launched during the coming year.

Preliminary Satellites

Plans are afoot for launching a number of "practice" satellites in advance of the first attempt to launch the regular satellite already scheduled for IGY, according to articles in the newspapers as we go to press. More on this next month.

— G. G.

For the Sun,
the Radio Stars, and the
Earth's Artificial Satellite

A Radio Telescope

BY JOHN FIROR*

The antenna system described here is a type suitable for tracking the Earth Satellite, provided there is sufficient spacing (500 to 1000 feet) between elements. The receiving method discussed has been developed to separate star noise from ordinary background noise and, while it could be simplified a bit for the c.w. signal to be transmitted by the satellite, is well suited for calibrating a satellite-tracking antenna as described in April *QST*.

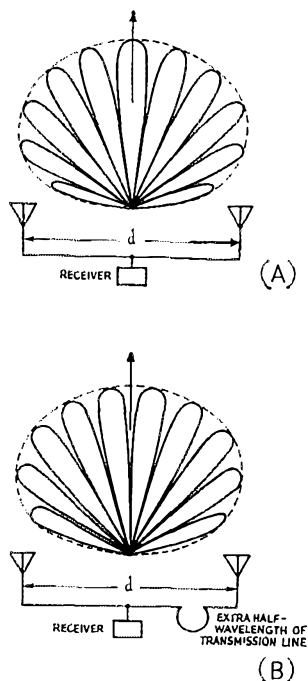


Fig. 1—Reception patterns of radio interferometers. In A the two antenna elements are connected together with equal lengths of transmission line. The resulting pattern has a maximum in the plane of symmetry of the two elements. In B the two elements are connected together out of phase, resulting in minimum sensitivity in the plane of symmetry.

ONE OF THE SIMPLEST METHODS of detecting radio sources in the sky, whether astronomical or artificial, is by use of a radio interferometer. The system to be described in this article is similar to systems used by radio astronomers in various parts of the world during the last ten years for detecting radio stars and measuring their positions, as well as for studying the radio emission from the sun.

An antenna consisting of two elements (where each "element" may be a dipole, Yagi, or other array) separated by several wavelengths will have a pattern which is broken up into many lobes. For example, the antenna shown in Fig. 1A will have a pattern somewhat like that shown above it. The envelope of the pattern (dotted line) is determined by the elements at each end of the system, while the angular spacing of the lobes is determined by the spacing of the elements (length d in Fig. 1A). The angle between the centers of two adjacent lobes is about $60 \lambda/d$ degrees, where λ is the wavelength measured in the same units as d .


If we add an extra half wavelength of transmission line to one side of the antenna system, as indicated in Fig. 1B, the pattern will be similar to Fig. 1A, but the lobes will all be shifted in angle by half of their width. The envelope will be unchanged. This new pattern is also pictured in Fig. 1B. If further we arrange to put in and take out this extra half-wave length of line, we can switch between the two patterns of Fig. 1. A radio star, satellite, or other source which is at a maximum of the pattern when the half-wave-length section is out will be at a minimum when the extra piece is in. If we then switch the half-wave-length section in and out at a rate of, say, 1000 times a second, the output of the receiver will contain a 1000-cycle component caused by the presence of the radio star or source. The 1000-cycle modulation on the signal easily can be amplified and detected and used to indicate the presence and position of the radio star. The position is obtained from the phase of the 1000-cycle modulation relative to the switching cycle.

Antenna Considerations

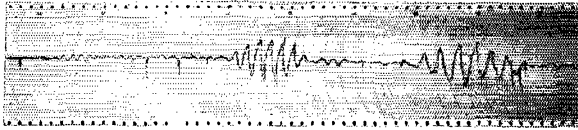
Now the question arises as to what sort of antenna-receiver combination we can build to do all this. First we will take a look at the antenna. It is possible to detect the sun and several radio stars with an antenna consisting of just two half-wave-length dipoles at any frequency from about 15 Mc. up to well above 108 Mc., the satellite frequency. In Fig. 2 is an actual record from a pair of dipoles and a receiver such as we will describe, operated at 108 Mc.¹ The record shows the up-and-down variations of the receiver output as the rotation of the earth carries the sources through the lobes of the

*Carnegie Institution of Washington, Department of Terrestrial Magnetism, Washington 15, D. C.

¹ Record kindly supplied by Mr. H. W. Wells of the Carnegie Institution.



(A) A record of two radio stars and the sun made with an interferometer consisting of two half-wave dipoles and a 108-Mc. receiver. At the left the up-and-down variations are due to the strong radio star in Cygnus passing through the lobes of the antenna pattern. Near the center of the record the even stronger source in Cassiopeia has entered the antenna pattern and is adding its influence to that of the Cygnus source. At the right the sun takes over.



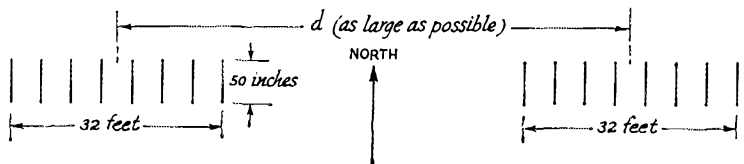
(B) A record of the same two radio stars as in A but with higher-gain antennas. In this case the two stars are completely separated and can be studied individually. The source pattern near the center is Cygnus A and the one to the right is Cass A. Several weaker sources can also be seen. The antenna elements in this case were four-in line dipoles in a corner reflector.

Fig. 2

antenna pattern. At the left end of the record are variations caused by the strong radio source in the constellation of Cygnus. Near the center of the record the Cygnus wiggles become confused with wiggles caused by the even stronger source in Cassiopeia. At the right the sun takes over and dominates the record. One can see from this record the disadvantage of using a single dipole for the antenna element or, in fact, using any type of element which gives a broad envelope to the antenna pattern. Several radio stars can be in the over-all antenna pattern at one time, resulting in a somewhat confused record. The second record in Fig. 2 indicates the improvement achieved by using higher-gain antennas (sharper pattern). Here the two strong radio sources are completely separated and can be studied individually.

An antenna which will provide enough gain for picking up the rather weak signals from the satellite can be made of two 8-dipole broadside arrays spaced as far apart as the available ground will permit. Fig. 3 shows the arrangement as seen from above. Each dipole is supported by two posts driven or set in the ground and backed up by a simple ground screen. The dipoles them-

Fig. 3—Arrangement of possible interferometer as seen from above.



selves are folded half-wave dipoles constructed of ordinary TV Twin-Lead. Fig. 4 gives the details of the construction, and Fig. 5 diagrams a feeder system to get all eight dipoles connected in parallel. It is important that all the dipoles be phased correctly — that is, the leads to the north ends of all the dipoles are connected together and the leads to the south ends are all connected together.

For the long transmission line connecting the two arrays to the receiver, 450-ohm open-wire line is convenient and sufficiently low loss. If the commercial variety is used, remove most of the separators, leaving only one every four or five feet. This procedure seems to make the line less sensitive to moisture. For a nicer line, No. 14 wire stretched tight and supported only every thirty or forty feet works well. For 450 ohms, the No. 14 wire should be spaced about 1.4 inches. This type of line has been used on arrays up to 2000 feet long at 300 Mc. and has proved satisfactory except when rain is actually falling.

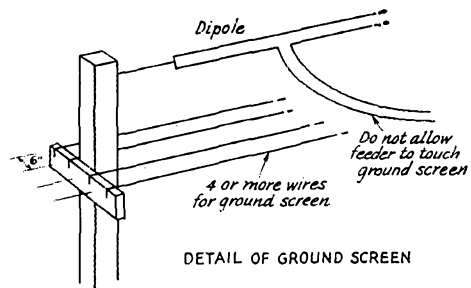
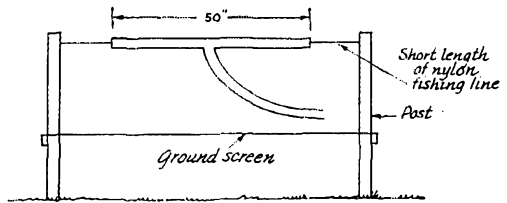


Fig. 4 — Construction details of antenna.

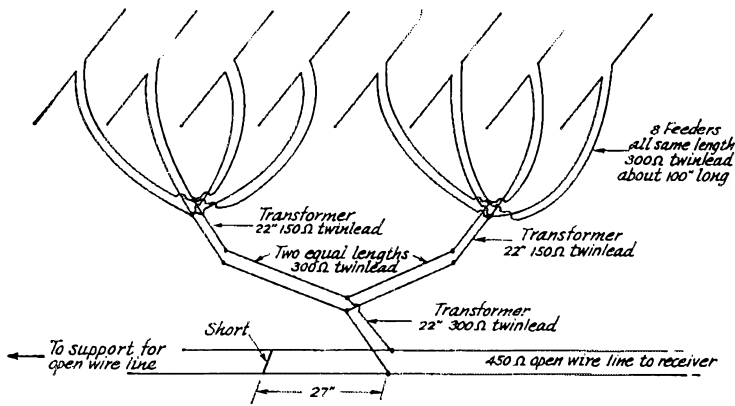


Fig. 5 — Feed system for antenna.

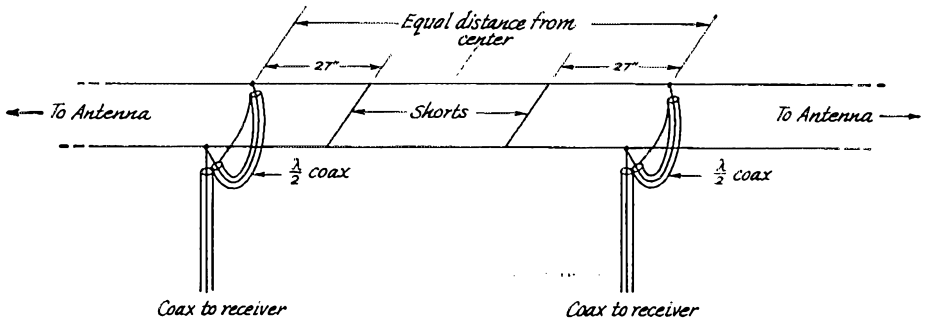


Fig. 6 — Detail near the center of the transmission line.

At the center of the line two baluns must be used to put the signal into coax for entering the house, shed, shack, or what have you. The arrangement near the center is shown in Fig. 6. The arrangement as shown is slightly mismatched at the balun. If better matching is desired, the spacing of the open-wire line could be gradually decreased during the last 30 or 40 feet so that it is about $\frac{1}{2}$ inch at the balun.

The two arrays should be placed on as accurate an east-west line as can be determined with the available equipment. Furthermore, all the dipoles should be at the same level. Although interferometers not built on east-west lines or not level can be used, it is much harder to analyze the final measurements and determine the position of the satellite.

In the simplest case, when the interferometer is both level and on an east-west line, the central lobe of the antenna pattern lies on the meridian. That is, the maximum response of the pattern coincides with a line in the sky passing through the north pole, the point directly overhead, and the point directly to the south. From the output record one can measure the time at which the

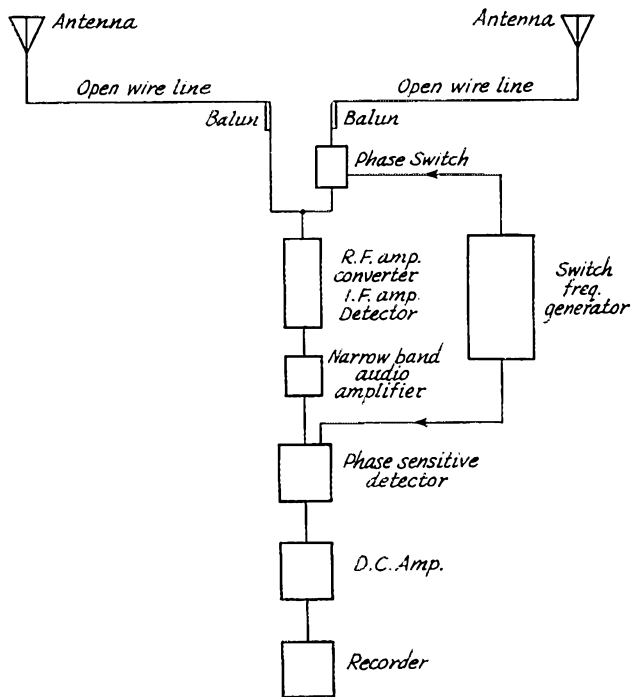


Fig. 7 — Block diagram of a phase-switching radio interferometer.

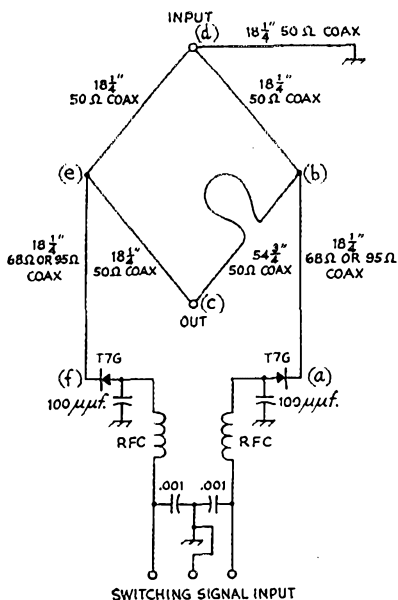


Fig. 8—Diode phase switch. RFC is self-resonant at 108 Mc.

satellite or other signal source was on this line. The position of the object is thus not completely specified, but if a number of different observers can give lines on which the source lay at various times then the true position and orbit can be calculated.

Receiving Equipment

A block diagram of the receiver to be used with this antenna is shown in Fig. 7. Most of the items are well known and need little description. The r.f. amplifier can be any of the low-noise preamplifiers which have been written up in *QST*. Our preference is a 6AN4-6AN4 grounded-grid model similar to that described by Simas.³ But do not work too hard for that last

db. of noise figure. The sky contributes about 10 db. of noise, so any preamp with a 4-db. noise figure is good enough. The oscillator for the mixer must be crystal controlled.

The i.f. amplifier and detector are standard items and could be a good communications receiver. The gain needed is about 120 db. for r.f. plus i.f. when observing the satellite. About 10 db. less will do for the radio stars. The i.f. band width should be 10 kc. for the satellite and as wide as possible for the stars. Probably one will be limited by interfering stations to a 100-ke. band pass.

The narrow-band audio amplifier is just an audio stage with a voltage gain of 100 or so and a simple *L-C* filter to limit the band pass to the neighborhood of the switching frequency. This could be part of a communications receiver.


The switch-frequency generator is an audio oscillator with two push-pull outputs, one of which can be shifted in phase relative to the other. One of the outputs needs to be pretty husky and will be mentioned again.

Phase Switching

The phase switch, or the unit that puts in and takes out the extra half-wave length of line, is an item which will be new to most hams. However, it can be made simply, and in Fig. 8 a form of phase switch is shown which is mostly pieces of coaxial cable either $\frac{1}{4}$ or $\frac{3}{4}$ wavelengths long. The actual switching is done by two high-conduction crystal diodes. The switch is built on a sheet of copper or aluminum, and the braid at each end of each length of coax is strapped or soldered to the sheet. The photograph (Fig. 9) shows the type of construction used. To provide the rather large switching current required by the diodes (50 ma.), a circuit such as that shown in Fig. 10 will be needed to amplify the output of the audio oscillator.

³ Simas, "A Low-Noise Preamplifier for Satellite Tracking," *QST*, Dec., 1956, p. 42.

Fig. 9—Photograph of a phase switch similar to that shown in Fig. 8, but for higher frequency. Picture shows method of clamping coax to copper sheet near connector (upper right) and near diode (center). The plastic trimmer capacitor in the photo serves the same purpose as the 100- μ mf. capacitor in Fig. 8.



The operation of the switch can be understood if it is remembered that a short looks like an open when seen through a quarter-wave-length piece of transmission line. So when one of the diodes is conducting (for example, the diode at *a* in Fig. 8), it appears open as seen from *b*. Hence, the signal can pass from input to output along path *abc*. The other diode is open and so appears as a short at *e*. This short in turn ap-

pear as an open at the input and output and does not interfere with the signal on the other side. When the switching signal changes over, the r.f. signal changes to path *dec*, which is a half wave length shorter.

must be adjusted to have the correct phase. The narrow-band audio amplifier will have some phase shift and must be compensated for.

A Few Hints

If an ordinary 0-1 ma. recording meter is used, the d.c. amplifier in Fig. 11 is adequate.

It can be seen from the above description that building an interferometer, although not requiring any unusual techniques or parts, is still a fairly large job. Probably the hardest part will not be finding or building the components, but in securing satisfactory operation from all of the components connected together. A few comments are then perhaps in order to try to smooth the path as much as possible.

Things work much better if they have stable supplies of plate voltage and filament voltage. Get out *The Radio Amateur's Handbook* and build a few regulated plate supplies. Invest in a Sola or other regulating transformer for the filaments. If at all possible, keep the receiver in a room in which the temperature does not vary widely.

When looking at radio stars the exact frequency does not matter, but for the satellite the receiver should be tuned to 108 Mc. within a kilocycle or so. This means that if you build the converter or mixer to go with the receiver, the oscillator must be crystal controlled. In order to be sure the receiver is tuned correctly, a 100-ke. frequency standard could be used to calibrate a stable v.f.o. at 27 Mc. The fourth harmonic of this oscillator can then be used to line up the receiver to 108 Mc.

Keep a speaker attached to the detected output

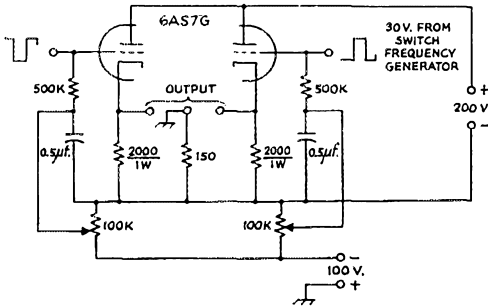


Fig. 10—Driver for diode phase switch. The bias on the 6AS7G triode sections is adjusted to cutoff by means of the 100K potentiometers, with no input from the switch-frequency generator. A push-pull square wave having a peak-to-peak amplitude of about 30 volts is needed for excitation of this circuit. D.c. coupling to the source is not required.

pears as an open at the input and output and does not interfere with the signal on the other side. When the switching signal changes over, the r.f. signal changes to path *dec*, which is a half wave length shorter.

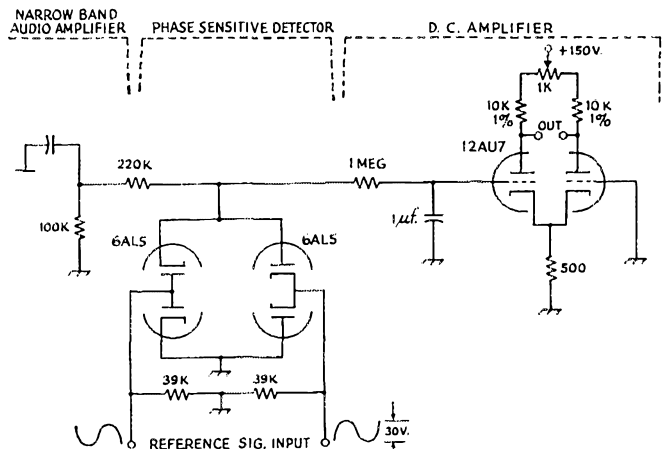
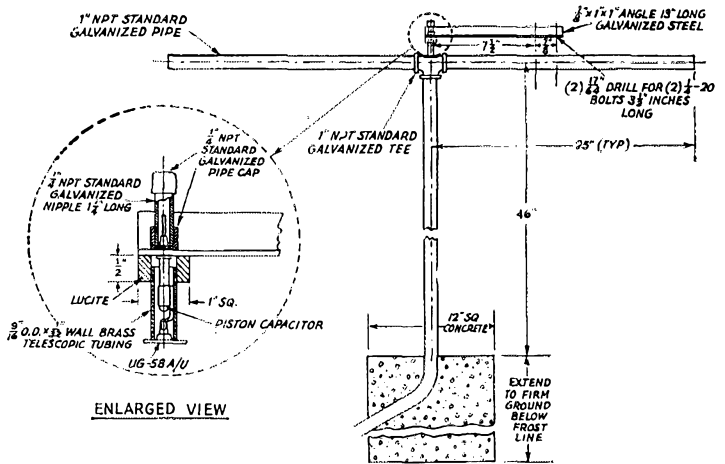


Fig. 11—Phase-sensitive detector and meter driver. Resistors are 1/2 watt. The reference signal (push-pull) should have a peak-to-peak amplitude of about 30 volts, and is taken from the switch-frequency generator. Its phase should be adjustable in order to compensate for phase shift in the receiver amplifier.

The other unusual item is the phase-sensitive detector, or the device that tells us whether the source is near a maximum of the antenna pattern in Fig. 1A or of the pattern in 1B. This circuit, Fig. 11, can be seen to be a switch which turns the output of the receiver on and off in time with the phase switch. The reference signal to the phase detector, although derived from the same source as the switching signal,

of the i.f. amplifier. This is the easiest way to tell when you have interference problems, an oscillating preamp, or other troubles. When the receiver is working properly, the steady swish of noise should be heard. Dig out your July, 1953, copy of *QST* and build yourself a simple noise generator and use it frequently to check the noise figure of your preamp and the over-all behavior of your receiver.

Fig. 2—Construction details of the dipole element. Eight of these are used in each of the two antennas in the Mark II Minitrack system. The angle iron is insulated from the dipole at the feed point by the Lucite block. This block is fastened to the angle iron by four screws (not shown) threaded into the iron, but is not fastened to the brass tubing; the support at the other end of the angle iron is sufficiently rigid to make such fastening unnecessary. The piston capacitor is made by JFD, type VC-13G.



tuned, and simple to manufacture. After several types of matching devices had been investigated the gamma-matched dipole was selected for further study because of its inherent simplicity and rigidity.

The simplest type of gamma-matched dipole, shown in Figs. 2 and 3, is inherently unbalanced. The unbalanced dipole would be expected to have a "squint" or "lean" to its pattern in the plane of the dipole, the direction of the squint being on the same side as the feed loop. However, the measured response in the plane of the dipoles at the ground screen, although unsymmetrical, is at least 19 db. below the maximum response, so it is satisfactory from an interference standpoint.

More important than squint would be currents on the vertical support rod. Negative results were obtained on pattern measurements run to determine if radiation existed due to support-rod currents.

Construction of the dipole is quite simple. It

consists of three pieces of standard galvanized pipe and a standard tee modified as shown in Fig. 2. The only machine operation needed, outside of drilling holes, is the flat on the tee where the UG-58A/U is mounted. This can be made conveniently in a lathe or by a mill, but can also be made with a file. The capacitor is soldered to the cable socket terminal before the external brass tube is soldered to the socket frame. Either an insulating tube or several turns of insulating tape can be placed around the capacitor to prevent its shorting to ground. If it is felt to be necessary, the entire metal tube can be filled with silicone grease. The solid block of Lucite insulation effectively centers the brass tubing. The top of the capacitor is sealed by means of the pipe cap threaded to the capacitor base and by the pipe cap at the top of the nipple. The parts for this dipole element should cost less than \$7.00.

Probably the most rigid and simple means of




Fig. 3—Photograph of completed dipole element.

supporting the dipole is by embedding it in a concrete pier as shown in Fig. 2. To permit threading the coaxial cable through the vertical tubing an opening to the outside of the pier must be provided. This opening can be made in a number of ways. A greased block which can be removed when the concrete has set is one means. Another is a curved or angled tube which extends to or through the form boards. These form boards should be extended as shown in Fig. 4 to hold the

wiring together and soldering, every few inches.

To eliminate the soldering problem the radiators can be placed a standard chicken-wire roll width apart so that the screening strips can be easily placed parallel to the dipoles. Such a configuration can be built conveniently by placing the dipoles an even six feet apart. The screen should be supported and stretched so the sag is less than $\frac{1}{2}$ inch.

Junction Box

Before the screen is built the transmission lines to all radiators should be installed. There are several ways that the feed structure can be built. One is the common "corporate structure" in which lines to two elements are joined and matched impedancewise, then a line from a similar junction is joined to a line from the first junction and so on until all elements are fed from a single source.

A method that appears simpler is proposed for this antenna. Here the feed lines to all elements diverge from a single junction box. For this system all lines must be electrically equal but may vary in length by multiples of full wave lengths. If the total line lengths from the junction box to the antenna feed points are made an odd number of quarter wave lengths then all the antenna currents will be equal, irrespective of mutual coupling effects.

The transmission line used to join the radiators to the junction box can be RG-8/U, RG-9/U or metal-covered solid-dielectric line (e.g., Ampheno 21-606). The aluminum-covered line is preferable for this use but RG-8/U is probably adequate.

Fig. 6 shows the construction of a junction box for an eight element array. For arrays having more elements more feed points must be provided and the impedance of the quarter-wave matching transformer must be reduced.

Antenna Matching

Because of their mutual coupling, all elements except the one being matched should be connected to the junction box while matching the elements, and each element should be adjusted individually. A convenient bridge for finding the best impedance match is shown in Fig. 7. Details

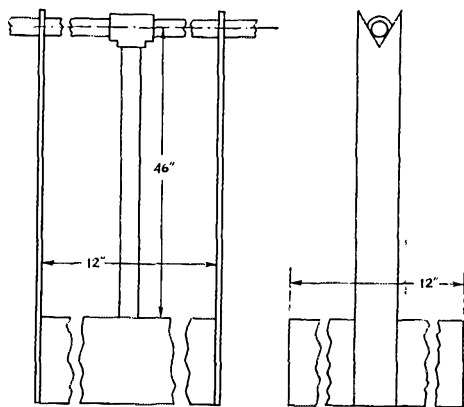


Fig. 4 — Temporary supports, notched at the top to hold the two arms of the dipole, should be made part of the form for the concrete. This will insure that the dipole elements are level and at the proper height.

radiating element. In this manner all the radiating elements can be made level and parallel.

After the form boards are removed the ground screen can be built as shown in Fig. 5. The ground screen must fulfill one principal requirement — it must be large enough so that the antenna will be unaffected by the conditions of the surrounding terrain.

Pattern measurements have indicated that the minimum screen width required is about fifteen feet. A width of sixteen feet has been selected because it is the nearest larger length that is a standard lumber size. The chicken-wire strips can be laid either parallel to the dipoles or perpendicular to them. If the strips are perpendicular to the radiators the separate pieces of netting should be bonded by twisting and soldering, or

GROUND SCREEN TO BE COVERED WITH CHICKEN WIRE

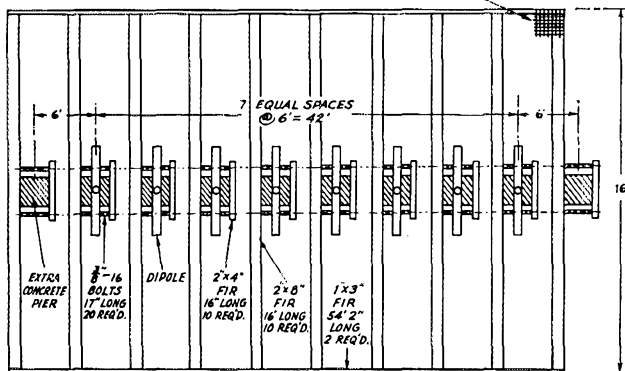


Fig. 5 — Plan view of dipole and ground screen assembly. The 2 X 8s are laid horizontally on edge and extend two inches above the tops of the concrete blocks so the ground screen is spaced 44 inches from the dipole centers. The chicken-wire strips are supported by these members.

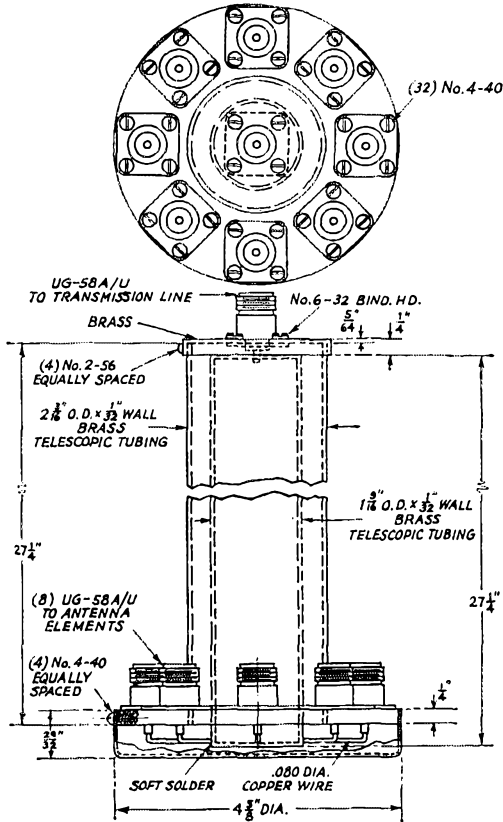


Fig. 6—Detail of junction box. The inner length of tubing in the matching transformer is closed at the ends. The top is centered by the inner socket contact and the bottom is supported by the wires from the eight sockets as shown, so that no insulating support is required. The base on which the eight sockets are mounted is quarter-inch brass, drilled and tapped for the sockets as well as for the bottom cover.

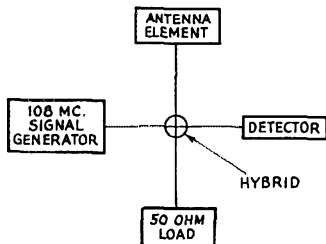
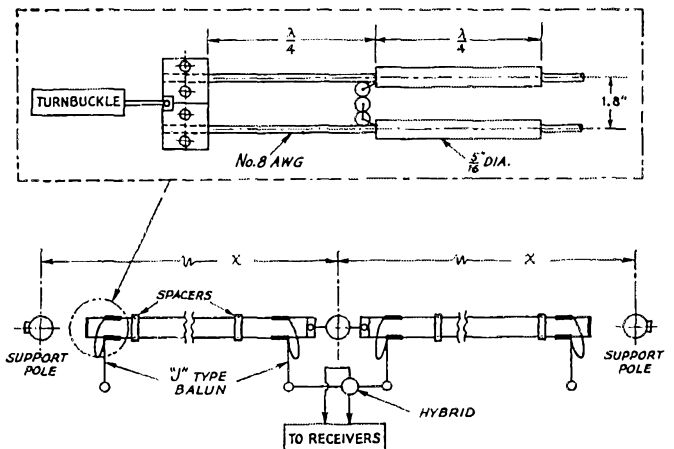


Fig. 7—Setup for adjusting the match for an antenna element.

Fig. 8—Details of transmission line connecting the antennas to the hybrid junction. The distance x should be of the order of 500 feet for a high-accuracy system. The clamp at the end of the line consists of a single bottom piece into which the turnbuckle is anchored, with two top pieces (cut out for the turnbuckle as shown) to allow individual adjustment of wire tension. The pieces should be drilled to form a tight fit for No. 8 wire. Figs. 9 and 10 show details of the baluns and line spacers.



of making the hybrid will be given later in this article. With the hybrid bridge the antenna capacitor is adjusted until a null reading is obtained on the detector. Then the standing-wave ratio can be read using a standing-wave indicator, if available.

When all the dipoles are matched they should all be connected to the junction and the impedance looking into the junction measured. The v.s.w.r. at this point should be held to less than 1.1 to 1 if the antenna calibration is to be by surveying alone. Even if other calibrating means are available the v.s.w.r. should be kept as low as practicable. To achieve this v.s.w.r. it may be necessary to make small changes in the characteristic impedance of the matching transformer in the junction box.

Transmission Line and Hybrid

The transmission line joining the antennas to the hybrid junction must be independent of noticeable phase variation due to weather and must have low attenuation and negligible radiation. Since long lengths of it are required its cost should be nominal. The open-wire line shown in Fig. 8 appears to fulfill these requirements adequately.

This line is made of No. 8 wires. For extra strength, machine-straightened copper-covered steel wire was chosen. This wire costs about two cents per foot. The unstraightened wire costs about 10 per cent less but requires considerable stretching to eliminate kinks. The stretching process is troublesome and dangerous.

The selection of characteristic impedance for the line involves a compromise. A low-impedance line will give less line pickup but will also have higher attenuation. The impedance of a high-impedance line will be less affected by motion in the wind.

With No. 8 wires a line spacing of 1.8 inches gives an impedance of 400 ohms. The pickup on this line is independent of line length and was measured as being 26 db. below that from a dipole. Since the antenna gain is perhaps 14 db. above a dipole the satellite signal picked up by the line will be negligible (-40 db.) compared with the signal.

Although balanced transmission lines having balanced line hybrids have been built for phase

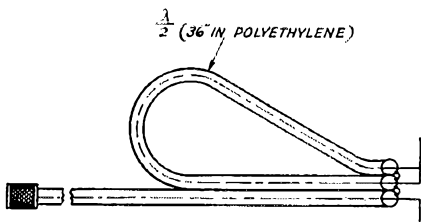


Fig. 9 — J-type balun. This should be made with solid-tube-type coaxial line.

comparison purposes, it is preferable to build the hybrid from coaxial line. The transmission line is matched to 50 ohms at both ends. A quarter-wave matching section made up of two $\frac{9}{16}$ -inch quarter-wave capped tubes slipped over the wire as shown in Fig. 8 matches the line to 200 ohms. The J-type balun shown in Fig. 9 matches the 200-ohm balanced impedance to 50 ohms unbalanced. For best weatherproofing the balun should be supported so its loop extends above the transmission line.

The steel-covered copper wire will support itself for at least 500 feet. If a 1000-foot base line is used the two lengths of line should be made equal before installation. The spacing of

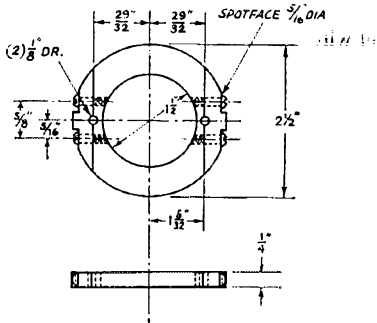


Fig. 10 — Transmission-line spacers. The side pieces clamp the line conductors to the remainder of the ring. The material is acrylic thermoplastic such as Plexiglas.

the wires can be kept uniform by using spacers built as shown in Fig. 10. Spacers placed every 30 feet or so appear to keep the line spacing satisfactorily uniform.

It appears advantageous to terminate the transmission lines at the center of the base line and to transform to unbalanced line before adding the signals in the hybrid. A termination pole at the center will in addition permit the use of several base lines all having the same centers.

The Hybrid

Fig. 11 shows a hybrid that has proven to be satisfactory. The ring is made of 70-ohm cable

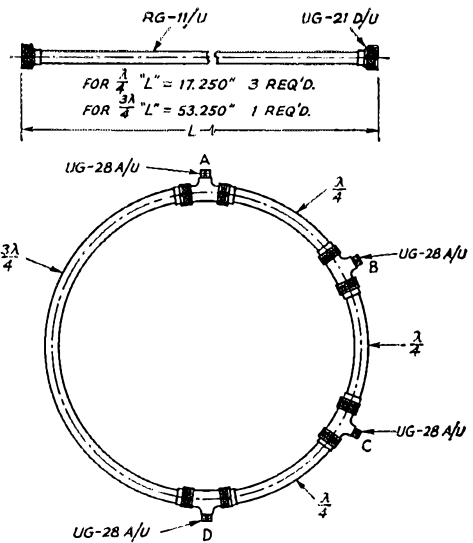


Fig. 11 — Construction of the hybrid junction.

(preferably double shielded) and the antennas are connected to A and C. B then has a null output when the signals at the antennas are out of phase and D has a null output when the antenna signals are in phase. Fig. 12 shows the measured isolation between arms B and D with matched loads on A and C as a function of frequency.

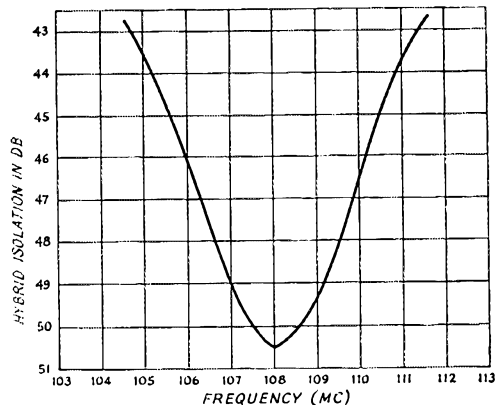


Fig. 12 — Measured isolation in a hybrid junction of the type shown in Fig. 11.

Acknowledgments

A large number of personnel have helped in the design of these components. Among them are Dr. Robert J. Adams, Louis D. Breetz, M. G. Dennis, Lawrence L. Gasch, J. A. Kaiser, Paul A. Lantz, Robert M. Porter, Dr. Alan J. Simmons, and Martin J. Votaw.



W2FW found a new source of surplus radio gear — his local junk yard has all sorts of bargains.

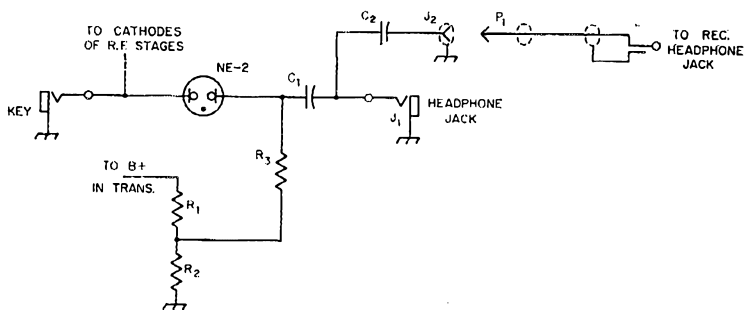


Fig. 1—Circuit diagram of the neon-oscillator monitor.
 C_1 —500- $\mu\text{f.}$ ceramic, paper, or mica, 500 V.
 C_2 —.01- $\mu\text{f.}$ ceramic or paper, 500 V.
 J_1 —Open-circuit jack.
 J_2 —Phono jack.
 P_1 —Phono plug.
 P_2 —Phono plug.
 R_1, R_2 —See text and Table I.
 R_3 —6.8 megohms, 1/2 watt.

shielded wire was used to connect from C_2 to an RCA type phono jack mounted on the back of the chassis. The phono jack J_2 is used for the connecting lead from the headphone output of the receiver. A length of shielded wire with a phono plug at one end and a standard headphone plug at the other makes up the connection between the transmitter and receiver.

The voltage needed to operate the monitor is obtained from a voltage divider, R_1R_2 . The values for R_1 and R_2 for some of the transmitters in current use are given in Table I. In cathode-keyed rigs other than those listed the values of R_1 and R_2 must be found by experiment. A simple method for doing this is to use a two-watt, one-megohm potentiometer (rated to carry two watts or more) as a voltage divider. One side of the potentiometer is connected to the B+ line and the other side to ground. The voltage for the monitor is taken from the arm (center terminal) of the potentiometer.

The adjustment of the potentiometer is simple. Turn on the rig but leave the key open. If a signal from the monitor is heard with the key open, adjust the potentiometer to the point where the monitor shuts off. Close the key and the monitor should be heard. If desired, the

potentiometer can be mounted in the transmitter and used as the voltage divider. Otherwise, the resistance values each side of the potentiometer arm can be measured with an ohmmeter and one-watt resistors substituted for the potentiometer.

There are a few things we have pointed out in

Transmitter	R_1	R_2
Adventurer	330,000	100,000
AT-1	330,000	680,000
Ameco AC-1	330,000	680,000
DX-35	1,000,000	330,000

the past that bear repeating here. Always be careful in working around "live" circuits. When making connections or mounting components in the transmitter be *sure* the rig is turned off. As mentioned previously, the monitor will only work with high-impedance headphones. The receiver can be left on or switched to stand-by when transmitting, depending on how the user likes to operate.

Strays

I've Been Hamstrung

Holy smokes and Goodness sake,
 I just received a card that made me shake.
 You say my subscription to *QST*,
 Has just run out. Oh woe is me

Rectifiers are red, and condensers are blue,
QST how I would miss you
 Your pages are crammed with the latest dog,
 Could I do without you, the answer is NOPE

I've got standing waves all over the place,
 And my VFO is starting to race
 Things are in rough shape as you can see,
 And the only thing that helps is *QST*

Please find enclosed four hard earned bucks,
 Flying to you with the speed of ducks,
 I'm a lousy poet as you can see,
 But renew my subscription to *QST*!


— W0SXU

W3PGB recently participated in an all-continent roundtable in which the roll was called and acknowledgements received in just one minute and 25 seconds. Stations in on the feat included F7AC, HZ1AB, ZS6KD, KH6RU, YV5FJ, and W7DSO.

A few months ago we published a brief Stray about a W6 who worked a couple of successive call signs on successive QSOs. Since then we've been swamped with letters and cards reporting similar coincidences. Okay, fellows, we surrender—it ain't as rare as we thought it was!

Mr. Olms of the General Electric Co. is secretary of the Detroit chapter of the IRE Professional Group on Vehicular Communications.

• Recent Equipment —



Rear view of the Viking "Valiant." Final-amplifier components are grouped at the center behind the baffle shield. The three 6146s are clustered around the plate-feed r.f. choke. The coil on the ceramic form to the left is for 160 meters. The neutralizing capacitor is in the upper right-hand corner of the shield. The box above the shield encloses the v.f.o. components, including its tube and screen-voltage regulator. To the left are the low-voltage power supply and modulator. At the right are the high-voltage transformer and 866 rectifiers. The baffle strips that seal the seam between the panel and cabinet can be seen inside the rim of the panel.

The Viking "Valiant"

WITH POWER-INPUT ratings of 275 watts on c.w. and s.s.b. (p.e.p. with auxiliary exciter), and 200 watts on a.m., the Viking "Valiant" fits into the gap between the "Ranger" and the "Five Hundred." Both mechanical and electrical designs follow closely those established in other "table-top" units of the Johnson line, with modifications to suit the power level.

The "Valiant" covers all bands, 160 through 10-meters, including the 11-meter band on a separate band-switch position. The pi-network output circuit is designed to handle antenna loads of approximately 25 to 2000 ohms at frequencies above 7 Mc., and 50 to 500 ohms on the lower frequencies, with enough additional latitude to compensate for several thousand ohms of antenna series reactance. A time-sequence system provides chirp-free break-in keying with adequate envelope shaping to minimize clicks. The a.m. modulator includes an adjustable clipper-filter, and provision for push-to-talk operation with control for an external antenna relay. Provision is also made for s.s.b. exciter input (3 to 4 watts p.e.p. across 50 ohms at the output operating frequency). An outlet at the rear of the transmitter affords access to the high- and low-voltage supplies, filament supply and modulator output for the operation of other gear, such as a v.h.f. transmitter.

R.F. Section

The tube arrangement is shown in block form

in Fig. 1. A 6AU6 series-tuned v.f.o. with a broad-banded output circuit drives a 6CL6 buffer-doubler whose plate circuit is also broad-banded. This stage can be switched to serve as a grid-plate crystal oscillator. The 6CL6 drives a capacitive-bridge-neutralized 5763 buffer-multiplier having a conventional tank circuit with a separate panel tuning control. The screen of this stage is on a potentiometer so that the excitation to the final may be adjusted from the panel. The final has three 6146s in parallel and a pi-network output circuit. This stage is also neutralized by the capacitive-bridge method. Interstage coupling is capacitive.

Bandswitching System

A single panel control performs all band-switching functions. A three-position switch, cam-operated from the band-switch shaft at appropriate intervals, selects one of two basic v.f.o. frequency ranges — 1.75 to 2 Mc. for the 160- and 80-meter bands, or 7 to 7.42 Mc. for all higher-frequency bands. The third switch position adds a small padder that lowers the high-frequency range of the v.f.o. to cover 6.725 to 6.84 Mc. for 11-meter output. The basic frequency ranges are provided by two entirely separate temperature-compensated LC circuits with the tuning capacitors ganged. The illuminated v.f.o. dial has a calibration mark every 10 kc. on all bands.

The broad-banded output circuits of the v.f.o.

and 6CL6 are made up of combinations of fixed inductances loaded with resistance, selected by the band switch. The v.f.o. output plate circuit is on 160 for 160- and 80-meter operation and the 6CL6 operates as a straight amplifier on all bands except 10 and 11 meters where it doubles frequency.

The 5763 has a two-section tank coil tapped at appropriate intervals. It works as a straight amplifier on 160 and 40 meters, as a tripler to 21 Mc. and as a doubler on the remaining bands. All unused portions of the tank coil are shorted out.

In the pi-network output tank, the coil is in three sections with taps for the various bands. All unused portions are shorted. The variable tank capacitor is a 120- μmf -per-section split-stator unit. On 160 and 40 meters, the two sections are in parallel and are padded with a series-parallel combination of four 600-volt silver-mica fixed capacitors totaling 330 μmf . On 40, one section of the variable is used in shunt with a second series-parallel combination of fixed capacitors totaling 150 μmf . On all higher frequencies the tank capacitor is one section of the split-stator variable with no padding.

On the output side of the network, a 360- μmf . variable is connected permanently in the circuit. A switch with a separate panel control adds fixed

mica units as required.

Crystal-V.F.O. Switch

This switch has four positions—two for crystal operation, one for v.f.o. operation and one for setting the v.f.o. to frequency. For the first two positions, select one of two crystals (or a multiple-crystal plug-in unit) that may be plugged in through an opening in the panel. This opening is normally covered with a snap-in dummy knob to preserve shielding and panel symmetry. In either of the two crystal positions, the v.f.o. cathode circuit is opened and the v.f.o. output disconnected from the 6CL6 grid. There is an r.f. choke and feed-back capacitor permanently connected from the 6CL6 cathode to ground and the switch adds the other feed-back capacitor from grid to cathode to complete the grid-plate crystal-oscillator circuit. Crystals in the 160- or 80-meter bands may be used for 80-meter output, 80- or 40-meter crystals for output on 40, and 40-meter crystals are required for the remaining bands.

In the v.f.o. operating position, the switch establishes the v.f.o. connections, removes the 6CL6 grid feed-back capacitor and shorts the cathode choke and capacitor. The circuit is essentially the same when the switch is turned to the position for setting the v.f.o. to frequency,

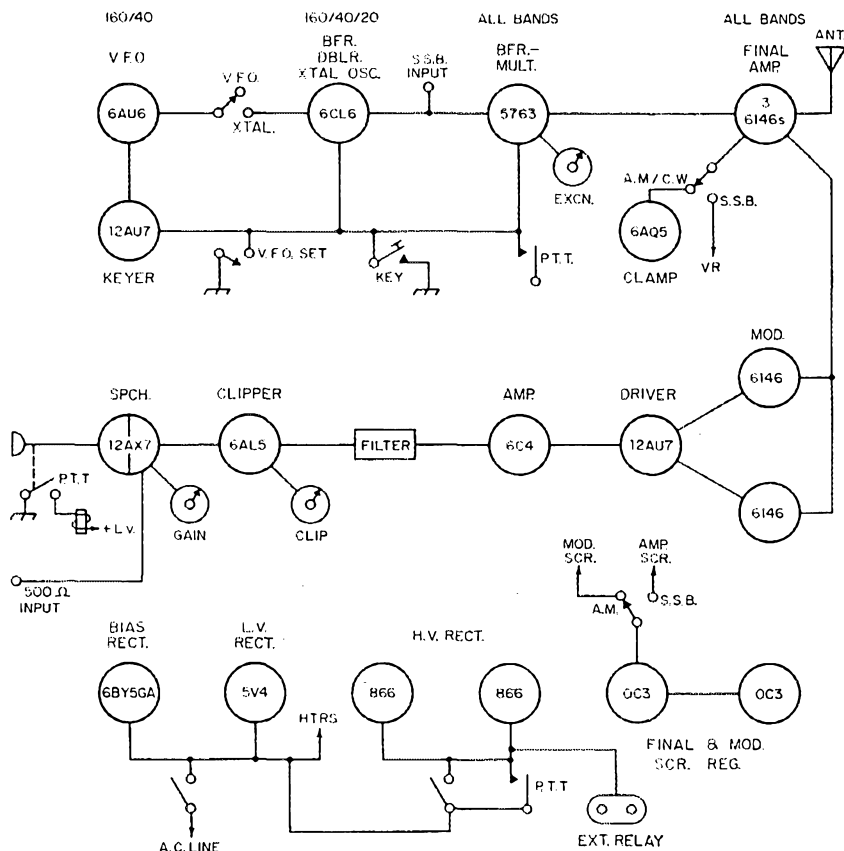



Fig. 1—Block diagram of the Viking "Valiant."



Bottom view of the Viking "Valiant." The hand switch is at the center. The shield encloses the switch section for the 6CL6 and the 5763, and the highest-frequency coils for these two stages. The mica capacitors connected to the bottom switch section are the pi-network input padders. The cam operating the v.f.o. crystal switch is immediately above the shield box.

The switch gang at the upper left is the mode switch. The pi-network output padder switch is to the right of the shield. Still farther to the right is the pi-network output variable. The high-voltage filter choke is in the lower left-hand corner, below the p.t.t. relay. The one in the low-voltage supply is at the right, below the driver transformer. The small coils at the bottom to the left are in the TVI filters in the a.c. input line and in the leads to the jack for an external antenna relay. Those to the right are in the TVI filters for the auxiliary power outlet. The small shield partition in the lower right-hand corner encloses the microphone and key jacks. Controls visible on the panel, from left to right, are for the low-voltage power switch, oscillator switch, mode switch, exciter tuning, v.f.o. tuning, band switch, final tuning, output padders, excitation control, output variable, clipping level, audio gain, and high-voltage power switch.

except that the key is shorted making it unnecessary to hold the key closed while setting frequency.

Keying System

The time-sequence keying system employs a 12AU7 to control blocking bias voltages to the v.f.o., 6CL6 and 5763 grids. The blocking voltage acts to turn the oscillator on an instant before amplifiers are keyed and to turn it off an instant after the key has been opened. The interval can be adjusted to the point where a breaking station can be heard between dots. The final, which is not keyed, is protected by a combination of fixed bias and a 6AQ5 triode-connected clamper which holds the plate current down to 10 ma. when the key is opened or the excitation otherwise removed.

Audio Section

A two-stage preamplifier using a single 12AX7 provides adequate gain for a crystal or high-

impedance dynamic microphone. Provision is also made for 500-ohm line input to the cathode of the second stage. The gain control is at the grid of this stage. The microphone input jack carries connections for a push-to-talk switch which operates a relay that closes the key circuit, turning on the exciter, and also closes the primary circuit of the high-voltage transformer.

The preamplifier is followed by a clipper-filter using a 6AL5 dual diode. The clipping level — up to 20 db. — can be adjusted from the panel. The filter restricts the audio-frequency range principally to a band between 250 and 3000 cycles. The filter is followed by a third audio stage using a 6C4 which feeds the 12AU7 driver with its triodes in parallel. The driver is transformer-coupled to the 6146 Class AB₂ modulator.

Power Supply

The power supply is in two sections. One, using 866s and a single-section choke-input filter, supplies 620 volts for the plates of the final and

modulator tubes and, through dropping resistors, voltage for the screens of the final and modulator. The primary of the plate transformer of this supply is shunted by a connector at the rear for control of external 115-volt a.c. relays. Both are controlled either from a panel switch or the p.t.f. switch.

The other supply, which furnishes all heater power (6.3 volts), has a dual rectifier. One rectifier, using a 5V4 and capacitive-input filter, supplies 300 volts for the plates of the speech amplifier and the plates and screens (through dropping resistors) of the r.f. exciter. Screen voltage to the v.f.o. is stabilized with a 0A2 regulator tube. A tap on this supply is used to operate the push-to-talk relay.

The second rectifier (half-wave) uses a 6BY5GA with its elements in parallel and a capacitive filter. It supplies a negative bias of 265 volts for the keying system and lower voltages for the final and modulator grids. The primary of this supply has a panel control switch which is in series with the primary of the 600-volt supply so that the latter cannot be turned on unless the low-voltage unit supplying bias is in operation.

The power unit is protected by a pair of fuses in the a.c. line plug and a separate fuse in the primary of the low-voltage supply.

Auxiliary Power Outlet

The auxiliary power outlet provides a means of using the "Valiant" high- and low-voltage supplies, filament supply and the modulator for operating other equipment. The voltages available are 620 volts at 350 ma., 300 volts at 75 ma., and 6.3 volts at 9 amps. The modulator power output is approximately 100 watts. Removing a jumpered plug from the outlet disconnects the power supply and modulator from the r.f. section, but leaves the modulator connected to its power circuits. The panel power switches and the push-to-talk system of the "Valiant" may be used for control of power to the auxiliary equipment. The control for the external relay is also still available, of course.

Metering

A milliammeter calibrated in three current ranges may be switched to read combined v.f.o. and 6CL6 cathode current, 5763 cathode current, grid or cathode current to the final, and cathode current to the modulators. There is also an off position to keep the meter from taking a beating during c.w. operation.

Mode Switch

The mode switch has three positions. In the c.w. position, the key is activated, the 620-volt power unit supplies final screen voltage through the clamper-tube system, the screens of the modulator are grounded, and the secondary of the modulation transformer is shorted. In the a.m. position, the key is shorted, the short is removed from the modulation transformer, and the modulator screen voltage is regulated by a pair of 0C3s in series. The clamper is still in operation on a.m. to protect the 6146s during adjustment, or failure of excitation. In the s.s.b. position, the grid of the 5763 stage (this stage as well as the final is operated as a linear on s.s.b.) is disconnected from the 6CL6 output and connected to the s.s.b. input jack, the screens of the modulator are grounded, and the screen voltage to the final is regulated by the 0C3s.

General

The "Valiant" is supplied with a one-piece cabinet, tightly bonded to the chassis with a generous supply of screws. The seam between the panel and cabinet is sealed on the outside by the panel which overlaps the cabinet, and on the inside by tightly-wedging baffle strips. All power leads, including those to the meter, panel lamps, auxiliary power outlet, antenna-relay jack, key jack and power plug have capacitor-inductor TVI filters.

The unit measures 21 $\frac{1}{8}$ inches wide, 17 $\frac{3}{8}$ inches deep and 11 $\frac{5}{8}$ inches high. It weighs 83 pounds. Input from the line is 185 watts in stand-by condition, and 560 watts under fully loaded conditions on all modes. — D. M.

Strays

Because of the unprecedented number of entries in the 23rd ARRL International DX Competition, the June V.H.F. QSO Party and the 1957 Field Day, DX Test results cannot be presented this month. Logs are being processed by Communications Dept. personnel at a rapid rate, however, and final standings will soon appear in *QST*. Please bear with us.

The MARS-USAF Eastern Technical Net continues operation on 3295 kc. and 7540 kc. on Sunday afternoons starting at 1400 EDST.

The list of speakers for September, and their subjects, includes the following:

Sept. 8 — Mr. Robert I. Colin, of Federal Telecommunication Laboratories, will speak on "TACAN, Aerial Navigation."

Sept. 15 — Mr. James Douglas, of Yale University, will speak on "Venus Calling."


Sept. 22 — RADM Rawson Bennett, Chief of Naval Research, will speak on "What Research Has Done For Electronics."

Sept. 29 — Mr. Harry Wallace, of Interference Associates, will speak on "Radio Interference Reduction and Measurements."

How's Your Soldering?

Practical Pointers on Making Good Joints

UNDERSTANDING the art of soldering always has been necessary for the radio constructor, and since the introduction of kits for the amateur, the need is more apparent than ever because of the more complex equipment being put together by beginners. We hope that the following may be of as much interest to the old timer as to the new member of the club excitedly unpacking his first kit of electronic parts.



In order to understand some of the difficulties encountered in soldering it is necessary to appreciate exactly what it is that we are attempting to accomplish. Soldering is the bonding together of two similar (or dissimilar) metals by means of a third metal which exhibits the property of adhesion when in the molten state. The melting temperature of solder, a mixture of tin and lead, is determined by the percentage of tin. The proportions of tin and lead are usually indicated by the manufacturer, 50-50 being a common mixture for electrical work.

The principal obstacle to good soldering is oxidation. The rate at which a metal oxidizes is a measure of its resistance to the adhesive property of the solder. Aluminum will oxidize at a rate practically equal to that at which the melting solder is applied, so regardless of the size of the soldering iron or the melting temperature of the solder, attempting to solder aluminum turns out to be an exasperating ordeal as long as the oxygen ever present in the air is in contact with the aluminum. The thin coating of aluminum oxide that forms will not allow the solder to adhere to the clean metal directly below.

You say you can't construct a vacuum chamber in order to solder two pieces of aluminum together? No need to, since the application of a high viscosity oil or grease immediately on cleaning the surface to be soldered will protect it from the atmosphere and allow the melted solder to gain access to a clean area free of oxidation. An easier way to solder aluminum, should the occasion arise, is to use an aluminum flux. Even so, the amount of energy expended in the preparation of the surface before applying the flux will


BY JOHN E. MAGNUSSON,* WØAGD

• Everybody knows how to solder — or so they think. It will pay to read this, just in case you may have missed one or two of the fine points.

be reflected in the degree of success obtained. This also holds true for other metals than aluminum; stubbornness to the adhesion of solder with any metal merely indicates the presence of oxidation in varying degrees. Soldering two new and shiny pieces of copper together is a real pleasure. So the first rule is that the two surfaces to be soldered must be clean and bright.

The Importance of Proper Heat

Contrary to the general impression, there is a great deal more to soldering than merely melting the solder with an adequate amount of heat and piling it neatly (or otherwise!) on the junction to be bonded. Surprisingly, there are more people soldering poorly than there are doing an adequate job of soldering. Manufacturers selling equipment in kit form will concur that the largest percentage of trouble experienced by customers is directly traceable to the inability to solder properly.



Take the example of the too-common "rosin joint" or "cold joint." When several connections have to be made to a single tie point the result will often be a cold or rosin connection unless proper precautions are observed. As heat is applied to the solder and the connection, the rosin flows around each individual conductor connected to this particular tie point in order to keep the metal clean and free from oxidation for the solder to follow. If an inadequate amount of heat is applied the rosin will not be displaced by the solder, and as the connection cools a thin coating of rosin actually insulates each connection from the other and the tie point. In a circuit where an appreciable amount of voltage is applied the

*2728 Dalewood Ave., S.E., Cedar Rapids, Iowa.

rosin film may break down and may never become evident to the builder. However, the connection might be for the grid of the first audio stage, where we are dealing with a few hundredths of a volt, and in that case we could just as well have left the connection out of the equipment for all the good it will do.

By the same token, excessive heating of a connection will have the same unhappy effects. The solder itself will oxidize when overheated. All of us have had the experience of picking up a soldering iron after a long period of heating on the stand and finding it practically useless. The gray and granular-looking appearance of the tip indicates oxidized solder. Eventually this gives way to a crusted black copper oxide which makes the iron useless until retinned.

Overheating of the connections may also have more serious consequences than a poor connection electrically. The values of composition resistors will change very appreciably with excessive heating, and the semiconductor devices employed in some circuits may be destroyed. A little common sense goes as far in soldering as it does in any other endeavor: use enough heat to make the solder flow freely but don't apply the iron any longer than is necessary to make a good joint.

Applying the Iron and Solder

The old saying about the craftsman and the condition of his tools certainly applies when one considers the tip of the soldering iron — called, more correctly, the “soldering copper.” This copper tip will oxidize at an alarming rate when heated unless it, too, is protected from the atmosphere with a thin coating of solder. During an evening session of soldering it is advisable to wipe the tip clean occasionally with a dry cloth and replace the excess solder just removed with a fresh supply. A heat-regulating stand also will add greatly to the life and usefulness of the instrument. With the tip of the soldering iron in top condition, and using a good grade of solder with a rosin core, one should be able to place the tip on one side of the connection to be soldered and the solder on the opposite side and actually pull the melting solder through the junction as it becomes heated to the proper temperature. In order to provide maximum heat transfer from the tip to the connections to be soldered, it is usually desirable to melt a small amount of solder between the tip and the connection before moving the supply of solder to the other side. But don't attempt to solder by melting the solder against the tip and letting it run onto the work. This will burn up the rosin before it gets a chance to do its job of cleaning the way for the solder itself.


Once the solder is flowing smoothly through the connection there is no need to pile on an excessive amount of solder since it will add little, either electrically or mechanically, to the connection. When in doubt as to the reliability of a given connection merely reheat it, adding the minimum possible amount of solder, and see whether there is any evidence of rosin boiling up through the melted solder. Again keep in mind

that prolonged heating of a connection may have the same ill effects as inadequate heating.

It is generally safe to say that the ease with which the connection takes the solder is a good indication of the reliability of the joint. Connections that seem to take twice as long and twice as much solder as normally expected should be examined closely; the possibility that the solder has flowed away from the joint to nearby connections is ever present. This form of short circuiting is quite common in the crowded areas around tube-socket terminals and the terminals of multiple tie points. Such a difficulty is usually indicative of excessive oxidation of the leads or terminals, and usually a small amount of scraping is necessary in order to achieve the proper electrical connection. Patience is a very rewarding virtue in soldering, since tracking down a poor or intermittent connection later can be as frustrating as trying to put a raw oyster in a parking meter.

Soldering Irons

The selection of equipment is more or less a matter of personal choice. The present-day market displays a wide variety of soldering pens, guns, and irons of all shapes and sizes, with and without thermostatic control. Experience dic-



tates that at least two sizes are almost an absolute must. Perhaps the most generally useful soldering iron for general building, as well as repair work, is the 60-watt size. This size is small enough to get into fairly tight spots, but still has enough capacity for the heavier connections that are typical of transmitter tank circuits. A fine follow-up for occasional heavy work is the fast-acting two-speed 200-250-watt soldering gun.

A reasonable amount of care should also be used in the selection of solder. Never use reclaimed solder in the construction of electronic equipment of any kind. (If the solder is reclaimed it should be clearly marked on the end of the spool.) By the same token, avoid bargain solders and you'll avoid bargain connections. And always use rosin flux on radio gear.

As is true in all pursuits, experience is the best teacher. The knack of being able to solder almost anything at will comes after exposure to several discouraging defeats. One cannot expect to master soldering in a few easy lessons, but one can improve upon his present ability, regardless of experience, by assuming that there is possibly a little more to learn about it.

TRANSMITTER hunting started on the v.h.f. bands, although in recent years it has degenerated, in many quarters, to an activity for mobiles on 10 and 75 meters. But not in Southern New Jersey. Always a hotbed for v.h.f. interest, the area served by the South Jersey Radio Association has seen 2-meter transmitter hunting (and hiding) developed to a fine art. Here is the story of a typical hunt, together with some ideas on equipment and antennas.

Saturday dawned bright and sunny; the first club-sponsored v.h.f. hunt of the season seemed assured of success. The Committee had outdone themselves in their intrigue. Plans called for a two-stage affair, beginning hare-and-hounds style and winding up with a hunt for a fixed station. As the day progressed it became apparent that Brownie and Joe, who manned the quarry, had provided us with some real teasers.

Everyone was checked in so, with putt-putt running in the trunk, Brownie's prewar sedan rumbled out of the park entrance. A vibrator in the audio of his mobile rig ground out a tremendous roar on the local net frequency. Around us the hounds waited impatiently through the specified 3-minute interval before the chase, a motley assortment of beams tracking the signal. At the starter's wave all sped off in the same direction in hot pursuit; all except Wrong-Way Charlie, who with cut-down 10-meter loop and knowing look edged furtively out the back way. Haywire Harry, beam pole set in a tomato can on the running board, made it to the edge of the park, but was forced out when his high quad ran afoul of low branches.

Brownie and Joe, proceeding according to plan, drove at once to Joe's almost-new black V8, parked a few blocks away. They jumped in, fired up an identical transmitter setup and returned to the park by the same route. As an extra dodge they changed from casual summer clothing to business suits, ties and sinister-looking slouch hats. Sitting at the edge of the parking lot they did their best to look like plain-clothes men from the local constabulary, investigating the strange activities in the area.

The parking spot was important, for it had been prepared previously by burying a long run of coax that extended several hundred feet across the bottom of a small lake. There it fed a quarter-wave hair-wire antenna, suspended at water level under a rustic bridge that would be crossed by the returning cars. A switch for changing between the car whip and the remote antenna enabled our rabbits in snap-brim hats to give the hounds a stereophonic feeling, as they followed the shifting scent.

The wagging of antennas in the traffic jam that built up around the bridge was a sight to behold, and the hares surveyed the scene with inward glee. When they felt that enough attention had been brought to bear on the bridge they switched to the car broadcast whip again, leaving the now-dismounted hunters with their sniffers in a disquietingly dead spot. Some of the die-hards persisted, however, and eventually, the

Transmitter Hunting— South Jersey Style

Hare and Hounds on 144 Mc.


BY T. E. STEWART,* W2TBD

• • • • •
 • The incidents related here are from a film on transmitter hunting that will be presented by the South Jersey Radio Association at the National Convention in Chicago. Whether you see the show or not, we think you'll enjoy W2TBD's story of a typical day in SJRA's summer hunting season.
 • • • • •

hidden wire and its coax were discovered. But the purpose of the hunt is to find the transmitter; finding the antenna is only an early stage, especially in this instance where the coax ran off into the murky depths in a long loop purposely lying in the wrong direction. Everyone was here now but Wrong-Way Charlie, who was at a filling station several miles away, dissecting his gear to find out what had become of the signal.

Uncle Phil reasoned that even well-laid plans did not include waterproofing the transmitter. The coax must come out of that pond somewhere!

*Sunset Trail, R.F.D. 2, Medford, N. J.




Finding a soft spot in the sand after much searching, he triumphantly dug up the cable — a few feet from the end recently cast off by the hares. They had moved unobtrusively to another spot, passing close by a bench where Eddie sat, changing batteries in his sniffer. Ed was startled to see his meter hit the pin, but he charged it off to a battery short!

From this spot the quarry maintained their outwardly unfriendly appearance until doggedly tracked down by Phil and Ed, who made several passes before building up courage to challenge the forbidding-looking pair. The field was close behind — all except Charlie, who was now beating his way back for a fresh start.

* * *

The second phase of the hunt got under way as soon as the hunters could get into position. This time a strong signal was picked up from a direction that indicated the heart of the city. Again everyone was off in the same direction — except Charlie, who had come up just in time to make a right turn and head for the suburbs.

Miscellaneous sources of r.f. power get “found” during these sessions. Chet and Augie thought that a main highway would save them time. Stopping for gas, they noted that their sensitive sniffer was showing a strong indication, while resting on the back seat. Hooking on the beam, they tracked down the source, and spent some minutes outside WCAU, 50-kw. a.m. station. A




member of the hunt committee was employed there; this must be it. Disillusionment set in when they finally plugged in headphones and listened to the broadcast program.


Frankie thought the country route was attractive. With a good signal on his meter he turned into a lane alongside a field where a farmer was working with a tractor. Making a sweep around the end of the field, the farmer turned close to the car to look over its crazy occupant suspiciously and started down another row with his cultivator — and Frankie's car, which had become firmly impaled, in tow!

Red was confused by a strong signal and wandered off into the suburbs. At one point he found it necessary to wade across a small stream. He was met on the other side by a helpful gentleman who suggested that a bath might now be in order, since he had just crossed the outlet of the village sewage-disposal plant.

Coop worked methodically downtown, and was




observed in the process of examining several metal trash cans in back of a local restaurant. Possibly they were close to resonance, for he seemed to be getting good readings. Sam was also working the downtown area, and getting good signals. His car began overheating, and he stopped to lift up the hood and have a look. The voice of the hidden station operator called through his receiver, “It's not in there!”



The fine view of the downtown hunting was afforded by the site of the hidden station, several stories up in a hostelry known locally as Mildew Plaza. Brownie and Joe watched the fun as each party arrived. Latecomers found Phil resting in the lobby. He had just discovered that the wide variety of readings he had obtained in sniffing the lobby had resulted from various positions of the old-fashioned cage elevator, and not from closeness or remoteness of the quarry.

Again everyone had arrived but Charlie. His propensity for wrong turns had worked out well, however. He'd found Frankie and was helping him drag his bus out of the cultivated field.

In the systematic floor-by-floor, door-by-door



search that followed, an unexpected clue gave the hidiers away. CCS operation with ICAS ratings had proved too much for the hidden station. Sensing that the familiar smell of a hot power supply was positive evidence, Eddie abandoned radio methods and started sniffing at transoms. There was soon no doubt about which door to open. There was nothing left then but to air out the room and call the rest of the gang together for distribution of prizes and refreshments — and for the riotous post-mortems that are an inevitable part of any day's hunting.

Hints on Hunts

Receivers — Most hunters use Communicators, but they quickly find that the green eye is much too insensitive to serve well as a signal-strength indicator. A common approach is to connect a microammeter from the a.v.c. line to ground. This can be done with a wire connected at the magic-eye tube and brought out through the back of the case for connection to the meter. This reduces the a.v.c. action and gives a very satisfactory indication of signal strength.

Several fellows use converted 522 receivers, with conventional noise limiter and S meter circuits. The *Handbook* is helpful here.

My receiver is a Mallory TV tuner running in an old auto receiver chassis that still has its audio and power supply intact. Three stages of 21-Mc. i.f. and a diode detector and S meter were added. There are other more-or-less conventional converter-receiver combinations.

Hunting is a two-stage process. The general locality is reached through the use of a fairly sensitive receiver and indicator, and then the process is taken over by the "sniffer."

Antennas — The cubical quad with reflector is popular. The driven element usually has two turns, and is fed with 75-ohm coaxial line, through a balun. (See Fig. 1.) The reflector is a 1-turn loop, with hairpin or capacitor tuning. W2PAU

to show less effect from the car body than other antenna types. By means of careful tuning they give a very useful pattern for hunting purposes: a broad frontal lobe and low back response. Tuning of the reflector is critical, but is found readily by adjusting for a single rear lobe, rather than a split one. The quad shown in the sketch is for vertical polarization. For horizontal, rotate the boom 90 degrees in the vertical plane.

Conventional parasitic arrays and all-driven arrays have been tried. The parasitic array varies so greatly with changes in its relation to the car body that it is somewhat unreliable. All-driven systems can be made to give very high front-to-back ratio, but adjustment is fussy.

Loops of the type used in hunting on lower frequencies are generally too insensitive for our purposes, where a single antenna is used for both initial reception and close-in tracking down.

A quad array is big enough so that few hunters care to carry two on the chase. They use a single array, arranged for quick disconnection from the car and reconnection to the sniffer unit. Ski racks come in handy for rigging mounts that are readily removed when the hunt is over. (Few families fancy riding around in a car that is permanently equipped with a 2-element quad!)

Sniffers — These are small portable field-strength meters. A parallel tuned circuit with a crystal diode and meter tapped down toward the cold end as shown in Fig. 2 will do. Transistor d.c. amplifiers are helpful in extending the useful

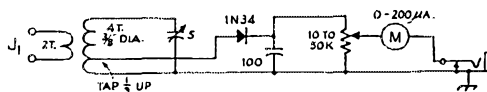


Fig. 2

range of such devices. R.f. amplifiers help still more. The 6AJ5 is a good tube for such r.f. amplifier service. It is like a 6AK5, but it works well on very low plate voltage.

Most sleuths like to have coaxial switching, so that the antenna can be changed from the receiver to the sniffer quickly. You soon get to recognize the approximate signal level at which the sniffer can be used, but it is helpful to be able to change back and forth at will. The meter should be arranged so that it can be "worn" but don't forget to provide for quick disconnecting here. RCA-type phono plugs and jacks are fine — and they will prevent you from breaking your neck or wrecking some of the gear, when you dash madly out of your car in the excitement of closing in on the prey!

Ideas from "SJRA Harmonics,"
June, 1957, Issue

Arrange your d.f. antenna so that it can be rotated from inside the car, and while the car is in motion. Too much time will be wasted if you have to stop to take bearings. Also, bearings may change due to reflections; the average of a number of readings is better than a single fix. And unless you are psychic, or have a partner who is,

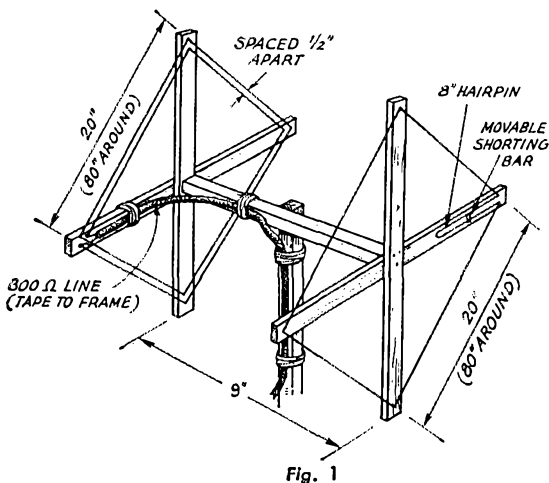


Fig. 1

uses a single-turn driven element fed through 75-ohm coax and a detuning section which is wrapped around the supporting pole. Quads seem

it's best to arrange your setup so that you can work it while driving. Most successful hunters prefer to work alone. (Who cares about dented fenders, anyway?)

Existing antennas on the car should be removed, run down, or folded flat, to avoid the possibility of their gumming up readings. Minor reflections can prevent a sharp null, often helpful in accurate tracking close in.

Super-regenerative receivers are simple, but visual indication is difficult to obtain with them. Audio output meters can be used if the signal is modulated — but this opens up another avenue for the hidden station operator to confuse the hunters.

In using a conventional v.h.f. receiver for strong signals, it is handy to be able to reduce the r.f. gain. This can be done by applying controlled bias to the r.f. amplifier stage, or by inserting a variable r.f. attenuator in the antenna

feed line. For best results the control should act on the first r.f. stage, and not only on the i.f. stages, as so many "r.f. gain controls" do.

Tuning the d.f. antenna for maximum front-to-back ratio is important. Do this under ideal conditions, if possible. This means a clear space free of reflections, with known direction to source of r.f. power having same polarization as your array.

New Life for Old Clubs

If your club customarily folds up for two months during the summer, you're missing one of the best possible bets for building up club spirit and giving everyone a pile of fun. Hunts held before regular meetings, or during week-end picnics, will make the summer season the best of the whole year for the club, instead of a time when club relations fall apart, and have to be picked up again in the fall. Happy hunting!

Strays

One of the most worth-while club projects which has come to our attention in a number of moons is the publication of a Greater Kansas City Call Book by the Heart of America Radio Club of Kansas City, Missouri. This project was sparkplugged by Ben Walker, K0AEU, President of HARC. All amateurs residing within a radius of approximately fifty miles of Kansas City are included, being listed by call and cross referenced by both geographical location and last name. The book is a standard 8½ x 11 page size and contains approximately one thousand hams. Wherever possible, their telephone listing is also included. This can be of tremendous advantage to travelling hams who approach the Kansas City area, for if they sight a ham installation, they will be more than welcome to stop and browse through the Call Book.

Other clubs can undertake a similar project with the entire cost covered by the advertising obtained. — *W7FI-W9WYK*

Field Day? No, this is the General Class tent of K3BSA at the Fourth National Jamboree of the Boy Scouts of America. Another tent nearby housed the Novice shack. From July 12 through July 18 the station worked nearly a thousand hams, many of them Scouts, on all bands from 80 through 2 meters. About 350 amateurs and at least twice that number of SWLs visited the station in Valley Forge, Pennsylvania, during the week, but the lucky ones on watch when the Norristown Times Herald photographer came by were K9AYT, W9WVM, K2EAZ and Idaho SWL Kent Johnson.

K3BSA also played an important part in the very beautiful ceremony used to close the Jamboree. Early in the morning of July 18 the station had a schedule with KC1USA and recorded the voice of Explorer Scout Dick Chappell, who is with the polar expedition, reciting the Scout Oath. That evening, the tape was played back in the main arena, and more than 50,000 Scouts, each holding a lighted candle, joined Dick in rededicating themselves to the principles of the movement.

"Man bites dog," says W6YY. A Russian sent John a 10-ruble note, asking for W6YY's QSL.

KN4OWM tells us that within less than two hours one morning he worked both KN4KID and KN4OLD!

How to confuse the postmaster! VE1QY and VE1YQ both live in Yarmouth.

Even WIAW has gotten into the coincidence act. Two consecutive contacts the other night were W3FOX and W3DEN.




Side Band

R. B. BOURNE,* WIANA

THE EARLIEST recollections, 1924. The eavesdropping on transatlantic telephone conversations. The coming of the speech inverter. The end of the eavesdropping. The long lapse of time. The appearance of side band on ham frequencies. The articles in *QST*. The mild interest. Norgaard's demonstrations at hamfests. The appearance of more stations on the air. The unnatural sound of the thing. The difficulty in tuning it in. The acquiring of knowledge. The modicum of study. The fooling around. The irritations. The greater ease of tuning it in. The lousy rigs. The drifting v.f.o.'s. The drifting b.f.o.'s. The thumbs down.

The old timers taking it up. The young squirts messing around with it. The encroachment on long-used spots in the band. The holier-than-thou's. The moving down of five kc. The further encroachment. The moving down of ten kc. The actual appearance of the stuff in "sacred" parts of the band. The recognition of well-known voices. The sprinkling of excellent side-band stations. The real nice guys. The stinkers. The compatibles




and the incompatibles. The neutral attitude.

The diehards. The never-dies. The delicate inferences. The polite innuendoes. The not-so-polite innuendoes. The horselaughs. The Disneyisms. The open insults. The bitter feuds. The face-the-facts arguments. The calm arbiters.

The proven worth of the stuff. The deliberate interferences. The mounting disgust. The changing to another band. The return to the original band. The changing face of the band. The realization of progress. The sensation of slipping a little. The borrowed exciter. The lash-up. The crazy patterns on the scope. The timid barefoot try-out. The immediate response. The considerable thrill. The making of new acquaintances. The renewing of old friendships. The new vocabulary. The adaptation to new procedures. The desire for more power. The attempt to get it. The how tie from the exciter. The flattened bow tie from the lash-up "linear". The continuing contacts on a.m. The ribbing from old friends. The lingering doubts. The reluctant return of the

*27 Sulgrave Road, West Hartford, Conn.


loaned equipment. The gloating of the "I-told-you-so's."



The progress in the art. The appearance of modest "black boxes." The discussions of commercial rigs over the air. The troubles from too rapid development. The ups and downs in the trade. The careful watching of trends. The appearance of new rigs on the market. The lapse of time. The inescapable conclusion. The look at the checkbook. The unexpected expenses. The enforced delay. The appearance of a new package. The glowing reports. The continuing glowing reports.

The placing of the order. The cash on the barrel head. The early delivery. The peachy little wireless sender. The clacking antenna relay. The soundproof box. The noisy fan. The resilient mounting. The coax fittings and jungle of cable. The reluctance to give up the half-gallon a.m. rig. The making of more new friends. The swell guys. The genuine welcome. The compliments. The absence of wisecracks.

The slipping of some diehards. The appearance of same on side band. The pulling in of necks. The two-grand jobs. The homemade jobs. The not-so-linears. The power gluttons. The



timid ones. The chronic yackers. The sameness of voices. The learning to distinguish. The careful tuning. The passing of the armchair. The better stabilities. The return to the armchair. The enjoyment of side band. The enjoyment of a.m. The satisfaction of having good rigs.

It's here to stay.

Results of Armed Forces Day 1957

Two hundred and thirty contestants have been mailed certificates of merit signed by C. E. Wilson, Secretary of Defense, in recognition of making perfect copy of the special Armed Forces Day message to radio amateurs. The message was transmitted at 25 w.p.m. by military stations on 18 May 1957. Certificate winners of the c.w. message contest are as follows:

JABAE, K2s CQJ GMF FMM KSP RMC UGZ UUU YOP OWZ, K2ANA, KN2HAR, K4s ARF ASU CQE HIA IFW LGA, KN4OSM, K6s AOV DMR, K6s CME CFC DCF DV DYX EKN GIV GZ IOY IYJ LNG NRV PNJ RQB VCT WDG, KH6s BLT BUU FX UK ZJX, KL7BZA, KL7WAF, K9CXD, K9s AMC GIB BHD, VE8OJ, W1s BGW GZQ JYZ LSX MEG SRAI TNF WDW WPR YGV ZYO, W2s AXS CPA ENS GEX GWG JCA JOA KAT MZB NKD NVB SSC TUK UAP ZMK ZRX, W3s ADE BFF BKE CUL DAG ECP EOY JH KSQ LGK MCG VXI WHK WZC ZJ, W4s EFM HOJ IMI KLT LYY UHF UMO WDF WHK ZPR, W5s FEM FGO GKV JPC PCL PZP SPZ USA WUR ZU, W6s AAW ASH ASJ AW AXV BHG CG CIS CLB CWR ESQ EY FHI FJY FYW FZC GYH IZ FJY KF KG MAV MYP MGZ NAV OCX OES OWP THQ TXE USA UYV YPC WLI WPX ZPX ZOL, W7s BHH CO DDD EBS EYF EYX FTX FOS FWD FWR KQX LT OOX SMR VI WYP YKT, W8s BKM DAE FFK HS IJV IEX PHA QIJ TND VMD YCP, W9s AKP CBE CXY HUP HAZ MAK NDN OCB STZ WNB, W0s ANB DRB ECE LIIP NHZ UPE RXG TTU WET WIN WKO, KW6CB.

Archer, F. O.; Barner, E. E.; Baruti, A. M.; Becknell, J. D.; Bigles, C. Jr.; Brattland, A. D.; Brennan, F. P.; Campbell, E. S.; Conroy, T. V.; Cohen, B. I.; Cook, C. P.; Cook, R. C.; Correll, P. D.; Donberger, W. G.; Fowler, E. T.; Harrington, A.; Haughton, J. M.; Hinkle, W. F.; Koenig, P. W.; Lane, R. W.; Miller, P.; Norman, M. L.; Patrick, L.; Pea, O.; Rather, R. L. Jr.; Reding, P.; Ungari, J. A.; Weems, J. H.; Westney, C. F.; White, M. L.

Military-to-Amateur Contacts

Operating on military frequencies AIR, NSS, and WAR worked amateurs in the 80-40-20 and 15 meter bands, using c.w., a.m., s.s.b., and RTTY. The three military stations made a total of 1348 contacts.

Radioteletypewriter Receiving Competition

The radioteletypewriter receiving competition featured a joint message from the Chief Signal Officer, U. S. Army, Director, Naval Communications and the Director of Communications U. S. Air Force. A total of 121 entries were received with 102 of these making a perfect copy. A letter of acknowledgment was sent to each amateur participant who submitted a copy made from the transmission of this message. RTTY winners of letters of merit are as follows:

K2s DRN GMC CQ HHH HHJ, K4HIA, K5WAB, K6s BWJ GB BHF KFF NRK OUR WDG, KNOKY, W1s BGW EFF PIL, W2s CTQ HUH EBZ ICA KDW KLD LRW NRQ RTW RUI SMX TAM, W3s CA LGK MHD WTW, W4s AWN EAS EHW GVK MN RTZ ZJU, W5s AEE ASJ CG CBF CLW CQI CQK CV FHI FZC JAU MITZ NCP NSS OGG OJF PZV VPC YDK, W7s CO DDD MEV PSS RGD WQD, W8s CRY DXM HUG LEX TLW, W9s AKP GLR NVE GRW PTZ TCJ VOK EVN, W0s FWD HBD JHY JU RAC, VE3BAD.

The military departments are pleased with the increased participation of the amateurs in this contest. Next year's contest will be planned to provide for greater coverage and improved fre-

quency assignments to lessen interference. Additionally, special attention will be given to the novice bands.

Text of Armed Forces Day Message From the Secretary of Defense

On this eighth annual observance of Armed Forces Day it is my pleasure to extend greetings to all radio amateurs throughout the world. Your participation in this phase of the Armed Forces Day Program indicates your interest in an alliance with a group of individuals which has an important role in this era of rapid technological advance. Through consistent voluntary effort you have earned noteworthy credits in research and development of electronic communications, in disaster relief and emergency situations, in the technical training of others in communications fields and in the betterment of international relationships. As Secretary of Defense I commend you for your valued contributions and welcome your participation in this Armed Forces Day Program.

C. E. WILSON
SECRETARY OF DEFENSE

Radioteletype Message to all Amateurs

The communications services of the Armed Forces take great pride in the development of Amateur Radio Teletypewriter services, the new techniques that have been employed and the technical advances that have been achieved in the course of this development. All amateurs are urged to continue the development and operation of this media of transmission. Your efforts in pioneering in new techniques and providing a superior traffic handling facility by developing Amateur Radio Teletypewriter Nets are instrumental in carrying on the great tradition of Amateur Radio. You are extended the congratulations and best wishes of your comrades in the Armed Forces for your continued success in this field.

ALVIN L. PACHYNSKI
MAJOR GENERAL, USAF
DIRECTOR OF COMMUNICATIONS-ELECTRONICS
J. D. O'CONNELL
MAJOR GENERAL, USA
CHIEF SIGNAL OFFICER
H. C. BRUTON
REAR ADMIRAL, USN
DIRECTOR OF NAVAL COMMUNICATIONS



W6NOB reports that Dr. Lee de Forest will be featured on the "This is Your Life" TV program Wednesday, September 11.

OUR COVER

We are beginning to receive the usual fine assortment of logs and photos resulting from Field Day activity. First reports indicate that in some areas the weather was beautiful, in others miserable. But rain or shine, all the "regulars" were on the air for this annual event, as well as many of the newcomers. Our cover this month shows the operating position at W9ERU/9. It was a two-transmitter setup on c.w., and the boys claim 628 contacts. That's W9CZB at the left, with W9ERU to the right. (You say this is a wireless station?) More details on Field Day in a later issue.

— Photo by K9BJA



West Virginia contacts were supplied by many club groups working from mountain sites in that hard-to-get state. Here members of the Aero Amateur Radio Club of Baltimore take time out from their operation of W3PGA/8. Left to right: W3KLA, W3JDF, W3YQD, W3WZL, WN3JJF was getting in sack time. Group made 286 contacts for 7300 points on 3 bands.

June V.H.F. Party Summary


*50-Mc. DX
and Widespread Portable
Activity Trigger Reward
Scoring*

LOOKING through the file on the June V.H.F. Party makes a reporter wish that he'd saved up superlatives used in earlier reports, for the week end of June 8 and 9 provided more and bigger in just about every category by which such activities may be judged. There were far more logs than in any previous June or September Party, higher scores, more 6-meter DX, more ARRL Sections represented, more Technicians, more portable and multiple-operator entries — all of which added up to more fun, for nearly everyone. "Best contest ever!" appearing on numerous logs, just about sums it up.

For the first time in v.h.f. contest history, more than 500 contacts were made by two group stations at opposite ends of the country. With a tremendous cooperative effort, the Waltham Amateur Radio Association, operating W1MHL/1 from their accustomed haunt atop Pack Monadnock Mountain, Peterboro, N. H., made 592 contacts on 50, 144, 220, and 432 Mc. Ever expect to see a 32-element 6-meter beam? A 128-element 144-Mc. array — that tilts as well as rotates? They were only two of the features of the W1MHL/1 layout. Also used were a 64-element 432-Mc. array and a 32-element job on 220 Mc. Equipment included a kilowatt transmitter on 144, 500 watts on 50, 300 watts on 220 and 50 watts on 432, all with the best in crystal-controlled converters — the works set up for simultaneous operation on the 4 bands. Portable? Must have been, for it was all taken up to "The Pack" for that one week end! The 50-Mc. band provided 327 contacts, 144 Mc. 228, 220 Mc. 28 and 432 Mc. 9, for 36,482 points. Section multiplier: 58! How long will this record stand?

K6OEE/6, of the San Bernardino Microwave Society, operating from Sierra Peak in the Los

Helen Harris, W1HOY, Medfield, Mass., worked 309 stations in 28 sections on 50 Mc., for 8652 points for the country's highest competitive score by a home station. This won her the E. Mass. Section award, a Technician award, and the distinction of having broken about every 50-Mc. contest record. Rig, not in picture, runs 1 kw., and feeds a 16-element array.



Angeles Section, piled up 510 contacts on 50, 144, 220, 420, 1215, 2400, 3300 and 10,000 Mc. — 8 bands! Their multiplier of 29 (they were not favored with so much 50-Mc. DX as the east-erners) gave them 17,110 points, a West-of-the-Mississippi record that will be hard to beat.

Top single-operator score made by W1UIZ/1, Mt. Equinox, near Manchester, Vt. George made 270 contacts on 4 bands, with a multiplier of 50, for 16,900 points. His 12 sections on 220 Mc. probably set a record for that band. The country's highest home-station competitive score was made by Helen Harris, W1HOY, whose sleepless iron-man operating netted 309 contacts in 28 sections, for 8652 points. This little chore was accomplished on 50 Mc. only — and it earned Helen the Eastern Massachusetts Section award, along with above-mentioned honors. A Technician award goes along with this, too. Other Technicians who won top honors in their sections, regardless of class of license, were W9ROS, Illinois, W9JCI/9, Wisconsin, W5KRH/5, Mississippi, W8SDK, Michigan, W0WEQ, Missouri, W1ZWL/1, Western Massachusetts, W7PRW, Washington, W6PBC, Santa Clara Valley, W5NSJ, New Mexico, W4AZC, Alabama.

With 50 Mc. open periodically through the party, that band played a larger part in the scoring than probably ever before, but there was some fine work in the 2-meters-only category, too. W2ONV, Garfield, N. J., did right well on 144 Mc. with 280 contacts in 17 sections, for 1700 points. K0EMQ, and W0YPT found it possible to work 7 sections on 144 Mc., surprising totals for Iowa stations.

Fine June weather brought out a phenomenal number of portable stations, and they stayed out through the whole party, in most instances. The expedition phase of the June and September parties is growing all the time, as groups find that, as on Field Day, just getting out to a choice location with a friendly gang and a collection of ham gear is great fun, even if you don't go for top honors. The means are more important than the end for many v.h.f. party expeditions, though multioperator awards are increasing steadily.

Expeditions to otherwise hard-to-get states and sections give the contests a big lift. Vermont and West Virginia were well taken care of in the East. The Aero Amateur Radio Club of Baltimore did yeoman service in West Virginia with W3PGA/8, making 286 contacts for 7300 points. They just nosed out the Nation Capital V.H.F. Society, making their first trip as a club group, with W3MPT/8. The Washington gang made 243 contacts in 28 sections, for 7140. Three other groups of W3s and 4s that we know of journeyed to the West Virginia mountains to help the cause along. Vermont, now boasting quite a few home-station regulars on 6 and 2, had W1NBN/1 on Burke Mountain, near the Canadian Border, W1UIZ/1 on Mt. Equinox, in the central part of the state, and W1FMK/1 and others on the always-populated Hogback Mountain, near the Massachusetts line.

W9JCI took the famous "Hearsemobile" 50-Mc. rock-crusher (pictures coming up in QST soon) out to Lapham Peak, Delafield, Wis., and worked an even 200 stations in 20 sections on 6. Special addition for this occasion was a 6-element



V.h.f. man from 'way back, W7QLZ, operated this pickup truck station from Humboldt Fire Lookout, Arizona. Modified TV antennas provide 4 elements on 50 Mc. and 5 on 144. Halo and whips can be used in motion.

long Yagi, which overpowered even the long black car underneath.

V.h.f. expeditions jammed the mountain peaks the length of the West Coast, from San Diego to Seattle, helping mightily to keep W6s and 7s happy with their otherwise rather limited possibilities in the section multiplier department. Rivalry between the San Bernardino Microwave Society and the Two Meter and Down Club of Los Angeles, W6EMM/6, was a considerable factor in promoting the use of the bands above 144 Mc. Reports from the Los Angeles and San Diego Sections, particularly, showed a sharp upswing in contest interest. W6CDT/6, San Carlos Peak, provided one of the best scores from the Bay area. Still farther north, W7OTV/7 and W7PUA/7 hit new highs for Oregon and Washington activity. W7PUA/7 used 50, 144, 220, 432 and 10,000 Mc. to work 137 stations for 2072 points.

Sharp operators on 50 Mc. showed that, band openings or no, ionospheric scatter is a fine way to build up section multipliers. W4IKK, Rome, Ga., picked up 8 of his 20 sections in this way,

(Continued on page 150)

Happenings of the Month

ELECTION NOTICE

To All Full Members of the American Radio Relay League Residing in the Atlantic, Canadian, Dakota, Delta, Great Lakes, Midwest, Pacific and Southeastern Divisions:

An election is about to be held in each of the above-mentioned divisions to choose both a director and a vice-director for the 1958-1959 term. These elections constitute an important part of the machinery of self-government of ARRL. They provide the constitutional opportunity for members to put the direction of their association in the hands of representatives of their own choosing. The election procedures are specified in the By-Laws. A copy of the Articles of Association and By-Laws will be mailed to any member upon request.

Nomination is by petition, which must reach the Headquarters by noon of September 20. Nominating petitions are hereby solicited. Ten or more Full Members of the League residing in any one of the above-named divisions may join in nominating any eligible Full Member residing in that division as a candidate for director therefrom, or as a candidate for vice-director therefrom. No person may simultaneously be a candidate for both offices; if petitions are received naming the same candidate for both offices, his nomination will be deemed for director only and his nomination for vice-director will be void. Inasmuch as all the powers of the director are transferred to the vice-director in the event of the director's resignation or death or inability to perform his duties, it is of as great importance to name a candidate for vice-director as it is for director. The following form for nomination is suggested:

Executive Committee

*The American Radio Relay League
West Hartford 7, Conn.*

We, the undersigned Full Members of the ARRL residing in the Division, hereby nominate of as a candidate for director; and we also nominate of as a candidate for vice-director; from this division for the 1958-1959 term.
(Signatures and addresses)

The signers must be Full Members in good standing. The nominee must be a Full Member and the holder of an amateur license, and must have been a member of the League for a continuous term of at least four years at the time of his election. No person is eligible who is commercially engaged in the manufacture, sale or rental of radio apparatus capable of being used in radio communications, or is commercially engaged in the publication of radio literature intended in whole or in part for consumption by radio amateurs.

All such petitions must be filed at the headquarters office of the League in West Hartford, Conn., by noon EDST of the 20th day of September, 1957. There is no limit to the number of petitions that may be filed on behalf of a given

candidate but no member shall append his signature to more than one petition for the office of director and one petition for the office of vice-director. To be valid, a petition must have the signature of at least ten Full Members in good standing; that is to say, ten or more Full Members must join in executing a single document; a candidate is not nominated by one petition bearing six valid signatures and another bearing four. Petitioners are urged to have an ample number of signatures, since nominators are occasionally found not to be Full Members in good standing. It is not necessary that a petition name candidates both for director and for vice-director but members are urged to interest themselves equally in the two offices.

League members are classified as Full Members and Associate Members. Only those possessing Full Membership may nominate candidates or stand as candidates; members holding Associate Membership are not eligible to either function.

Voting by ballots mailed to each Full Member will take place between October 1 and November 20, except that if on September 20th only one eligible candidate has been nominated, he will be declared elected.

Present directors and vice-directors for these divisions are as follows: *Atlantic:* Gilbert L. Crossley, W3YA, and Charles O. Badgett, W3LVP. *Canadian:* Alex Reid, VE2BE, and William R. Savage, VE6EO. *Dakota:* Alfred M. Gowan, W0PHR, and Forrest Bryant, W0FDS. *Delta:* Victor Canfield, W5BSR, and Milton W. Kirkpatrick, W5KYC. *Great Lakes:* John H. Brabb, W8SFF, and Robert L. Davis, W8EYE. *Midwest:* Robert W. Denniston, W6NWX, and Sumner H. Foster, W0GQ. *Pacific:* Harry M. Engwicht, W6HC, and Harold L. Lucero, W6JDN. *Southeastern:* James P. Born, jr., W4ZD, and Thomas M. Moss, W4HYW.

Full Members are urged to take the initiative and to file nominating petitions immediately.

For the Board of Directors:

A. L. BUDLONG
Secretary

July 1, 1957

TV RECEIVER RADIATION

In this department last month (page 63) we reported an FCC proposal to relax present restrictions on certain radiation from radio receivers and also published the text of the League's comment opposed to such relaxation. We are now pleased to report that the Commission's decision in this matter, Docket 12018, is wholly in our favor. In part, FCC said, "Comments from the American Radio Relay League, Inc., indicated that the Commission's proposal to relax the 100 uv limit above 9 Mc. will not afford sufficient protection from television broadcast receiver interference to amateur operations in the 14 and 21 Mc. bands. Comments have also been received from other parties recommending that the Commission not relax its existing radio receiver interference standards. It appears that the most prevalent source of power line interference is television broadcast receivers. The Commission has therefore decided not to relax its present limit with respect to this particular type of device . . ."

N. Y. TOWER CASE

While it is impossible for the League to provide

(Continued on page 153)



Correspondence From Members-

The publishers of QST assume no responsibility for statements made herein by correspondents.

SORRY, SOLD!

17 Whittier St.
Dover, New Hampshire

Editor, QST:

Probably you have been advised of the "power" of the QST Ham-Ads before but W1AXW is yelling for help, success, relief from further inquiries. All items were sold within one week after the June QST hit, mostly via long distance telephone and telegrams. Since then I have answered over one hundred inquiries, returned checks and not answered at all several more worded "if you still have."

Being conscientious, or something, I had to answer them all and my "profit" is diminishing rapidly as well as my "high moment of inertia" being seriously disrupted.

Anyway, my sincere compliments on the results. If I have any more items to clean out, the Ham-Ad is the way.

— Homer H. Richardson, W1AXW

ORDERLY PILE-UPS

7724 — 14th Fitzpatrick
Seattle 5, Washington

Editor, QST:

When a foreign station calls CQ DX, he barely has time to sign off before at least a dozen W stations are hot after him, and generally the one with the loudest and most powerful signal gets him.

Why would it not be possible for the foreign station to listen for several minutes, taking down the calls of the various stations who have answered his CQ, and then answer them in the order in which he copied them.

As an example of what I mean, suppose FJ1PA calls CQ DX and is answered by several DX hunters. Of this number in the confusion that reigns, he is able to take down the call letters of six.

FJ1PA then sends CQ DX de FJ1PA Nr 1 to Nr 6 RT W6— W6— BT W5— W5— BT W7— W7— de FJ1PA Nw Nr 1 W6— KN

When FJ1PA is finished with Nr 1 W6—, he sends 73 de FJ1PA SK BK (Break, not Back) Nw Nr 2 W6— de FJ1PA KN

After he has disposed of Nr 6 he could send out another CQ DX and pick up some of those who were not included in the first group.

With this procedure each answering station who is included in the multiple address, i.e. Nr 1 to Nr 6, knows where he stands and awaits his turn. This should eliminate a lot of unnecessary calling and confusion.

This idea may be a screwy one but remember you don't have to be crazy to be a communicator, although it helps.

— G. W. Fitzpatrick, W7VX

NEED WYOMING?

Box 670
Worland, Wyoming

Editor, QST:

Read OM Johnson's article in July QST on how he made his WAS. Would be glad to make a deal with anyone that needs a Wyoming contact and this offer is not restricted to ops with 47 states confirmed. Would like to make WAS myself but found out shortly after going on the air that almost every contact sent "Ur my first Wyo. contact, pse QSL" somewhere in the QSO. As a result I rarely send out a CQ of my own, but look for someone calling and I get just as much kick out of being a "first Wyo." as I do out of getting a new state. So any of you YLs, XYLs and OMs that want to RC, just give me a shout. Have the following crystals: 3.716, 3.726, 3.741; 7.156, 7.170, 7.177, 7.191; 21.22 and 21.15.

— Bob De Vries, WN7HAL

SWAP?

Mt. Washington Observatory
Gorham, New Hampshire

Editor, QST:

I'm just wondering if any other hams would care to trade a nice high mountain for an isolated little spot in the valley. If those fellows who live in the city think they have TVI problems, listen to what we have to contend with up here.

I work on top of Mt. Washington, N. H., in the weather observatory. This is the highest mountain in the northeastern U. S. and used to be a pretty good spot for ham radio, especially v.h.f. But now look what's happened. There is a TV station about twenty feet away. Inside the TV station there are three relay transmitters on three separate frequencies used for commercial aircraft flying up and down the east coast. Certain harmonics on all the ham bands up through 6 meters fall right on these frequencies. I've got so many little strips of tape pasted on my v.f.o. dial on spots where I would cause interference that the transmitter looks like an overgrown "Band-Aid." Now there is talk of two f.m. stations possibly moving up here in a vacant building about twenty feet away. If this happens, I may as well trade the v.f.o. in for one good stable crystal.

We have problems in our own building also. In the basement about ten feet from the ham shack we have some very sensitive electronic equipment which counts high energy neutrons coming in through the atmosphere. On occasion, my phone signal has been rectified in one of the numerous connections in these circuits and I have run the count up sky high. There are four TV sets on the mountain which are a potential problem. Ours, incidentally, is an old DuMont about 12 years old which still has the original picture tube and is still going strong.

Even without these problems, you can't put up a decent antenna up here. It wouldn't stay up more than a day or two in the winter because of extremely high winds and heavy icing. Mt. Washington still holds the all-time record for the highest wind ever recorded over the surface of the earth, 231 m.p.h. on April 12, 1934. I bet Larson Rapp's antenna would work like mad up here if you could dig a hole through solid rock to bury it, hi. I have to be satisfied with two dipoles up in the attic. Nevertheless, I still think ham radio is the greatest hobby ever.

Incidentally if any of the fellows plan to come up here for any future v.h.f. contests, I think they would do better down around the seven mile post on the auto road (1 mile from the top) due to the interference they would probably get from us on our regular weather skeds on 34.02 Mc. and also from the strong r.f. from the local TV station.

You wouldn't think an old "rock pile" like this would present so many problems for ham radio.

— William A. Harris, W1HQZ

INCENTIVE, CONTINUED

1175 Laurelwood Road
Mansfield, Ohio

Editor, QST:

Let's quit kidding ourselves about the "incentive" angle to allowing special privileges for Class A Operators. Sure, those fellows deserve credit for taking the examination, whether they memorized the answers or not.

But Class A is a closed membership club now and those of us who don't belong to this exclusive circle are not even allowed to apply for membership.

Incentives are wonderful, but they should be open for anyone that can qualify, and not limited only to those lucky enough to have been in ham radio before the Class A was discontinued.

— E. C. Ryan, W8LRR



Hints and Kinks

For the Experimenter



TRANSMITTER KEYING WITH THE SURPLUS TG-34-A KEYER

THE type TG-34-A keyer is an automatic unit for providing code practice signals from an inked recording. The output of the keyer is an audio frequency note with sufficient power to supply a number of headsets. However, if the machine is to be used for keying a transmitter during code practice transmissions, testing, etc., it is necessary to convert the audio output signals into mechanical energy that will control a keying relay. Fig. 1 is a circuit perfected by ex-WN8-WBO that will make the necessary conversion.

Fig. 1 shows the tapped secondary winding of the keyer output transformer (T_1) coupled through a crystal diode to the base of a type 2N36 transistor. The transistor operates in a grounded-emitter circuit with the keying relay, K_1 , serving as the output load.

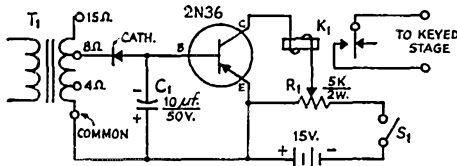


Fig. 1 — Schematic diagram of the TG-34-A keying accessory used at W8DAP.
 CR_1 — Type 1N31A crystal diode.
 K_1 — D.p.s.t. sensitive relay (Advance AM $\frac{1}{2}$ C; formerly type K1501RF).
 T_1 — TG-34-A output transformer.

In operation, CR_1 conducts during negative half cycles of audio voltage, thus providing a negative base bias for the transistor. Although CR_1 rejects the positive audio voltage, it does charge C_1 while conducting. C_1 , because of its high value of capacitance, holds the transistor base bias during positive-pulse periods of non-conduction with the result that a steady current flows in the base-emitter circuit whenever an audio signal of proper amplitude is applied to the diode. This, in turn, causes the collector current to follow the keyed input signal and properly energize the keying relay.

By using the 8-ohm speaker output taps and approximately one quarter "pot" of the bias and volume controls on the keyer, and with 10 to 12 volts applied to the transistor, perfect operation is obtained. The voltage divider, R_1 , across the battery is used to find the proper transistor operating voltage and its setting depends on the amplitude of the controlled signal output of the keyer. Almost any type of battery may be used

as the current drain is very small. A pair of Burgess type 4F5H 7 $\frac{1}{2}$ -volt batteries is used with the original circuit.

The relay listed is the only one of several tried that will follow the tape and still key the transmitter regardless of speed. This relay has two springs; one is a hinge type which connects the armature to the body, and the other is a "coil type" spring. Removal of the coil spring and adjustment of the hinge type until the relay pulls in at 3 ma. is necessary. Although K_1 is a d.p.s.t. affair, only one set of contacts is shown in Fig. 1.

With the exception of the batteries, all parts are mounted on a 1 \times 3-inch "L" bracket attached to the keyer directly above the audio output terminals.

— Lec Dilno, WSDAP

"STACKING" CRYSTALS FOR CONVENIENT SELECTION

FEW mobile operators have a convenient storage system which permits rapid selection of crystals for the most frequently used frequencies. One method that has worked out exceptionally well in the WITNS mobile installation is shown in section A of Fig. 2.

Crystals cut for local nets and other popular frequencies are arranged in stacks and then bound together with Scotch tape. Frequencies may be printed on paper tabs attached to the ends of the holders where they are readily visible, and the stacks may accommodate two or more crystals.

The crystal socket must ordinarily be mounted on the outside of the panel when this system is used. Make sure that the socket is at least $\frac{3}{16}$ -inch

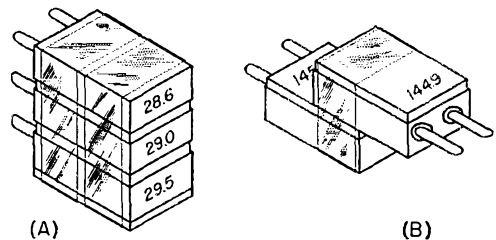


Fig. 2 — Two methods of "stacking" crystals for rapid selection and ease of identification. (A) Method used by WITNS. (B) System suggested by W3ZRQ.

deep so that prongs of crystals out of the socket will not press against the panel and prevent the active crystal from seating firmly in place.

— Chuck Newton, WITNS

Section B of Fig. 2 shows the crystal stacking

method used here at W3ZRQ. Scotch tape is used for clamping the holders together and for binding the frequency-identification tabs in place. The crystal socket may be mounted on the rear of the panel because clearance for the prongs of crystals not in use need not be provided.

If you care to, the stack may be made four high by adding a crystal to both the top and the bottom of the pile. Orientate the holders in the form of a cross so that the sets of pins are 90 degrees apart. A good grade of plastic cement may be used for bonding the holders together.

— Allen R. Breiner, W3ZRQ

NOTE ON SURPLUS TYPE BC-348 RECEIVERS

THE dial calibration on BC-348 receivers can be greatly improved by adjusting the inductance of the oscillator coils. To provide this adjustment (except in J, N, & Q series) proceed as follows:

1) Make certain that the i.f. is correctly aligned at 915 kc.

2) Note whether the dial spread is greater or less than the actual frequency band covered.

3) If the dial spread is greater, the inductance is too small.

4) If the dial spread is less, the inductance is too large.

5) Remove the top and bottom covers from the oscillator compartment and drill and tap a 6-32 hole over the center of each coil which requires correction. The covers are thin and best results will be obtained if the holes are punched through with a tapering punch to give more material for threading.

6) In the holes over low inductance coils, insert a small powdered iron slug with 6-32 screw attached.

7) In the holes for the high inductance coils, insert a 1-inch 6-32 brass screw, with the head inside the coil.

8) By alternately adjusting the trimmer capacitor (near the high end of the dial) and the slug (near the low end of the dial) bring the receiver as nearly as possible into calibration. Lock the slug adjustments with a 6-32 nut and cut off any excess screw length to prevent catching on case.

If care is used, the calibration over most of the dial should be off not more than the thickness of one of the heavy calibration marks on the dial.

— . . . —

SINGLE-SIDE-BAND reception with the BC-348 S type receiver can be improved by adding a small variable capacitor to permit fine adjustment of the b.f.o. frequency.

A double-spaced unit having a maximum capacitance of approximately 2 $\mu\text{f.}$ is recommended for the job. If a made-to-order APC type is not available, a larger size can be modified by removing plates

The capacitor may be centered above the "Volume" and "Beat Freq." controls by using a suitable bracket to avoid wires in the vicinity. The rotor should be grounded and the stator


connected to Pin 5 of the 6F7 (VT-70).

Another installation places the vernier capacitor on the panel directly above the "C.W. Osc." switch. The rotor of the new vernier capacitor should be grounded, and the stator terminal connected to terminal "C" at the top of the c.w. oscillator inductor. Terminal "C" is already wired to Pin 5 of the 6F7 tube (VT-70).

— George S. Carson, W0JV

STORAGE RACK FOR QSTs

MANY AMATEURS sooner or later come to grips with the problem of properly storing *QST*. The obvious solution is the League binder, but for many of us the binder funds have a way of



A partial view of the *QST* storage rack. The top shelf is just right for holding a copy of *The Radio Amateur's Handbook*.

winding up at the parts house for that always-needed component. Stacking the magazines on a horizontal shelf in library style will work, but necessitates repacking after a few issues are pulled for reference. This method also has the further disadvantage of bending and curling individual issues.

Vertical stacking is attractive from the standpoint of required floor space but is almost unusable unless the issues are spaced by suitable shelves, preferably at yearly intervals. The rack shown here accomplishes these needs and requires only 11 by 8 inches of floor area and 48 inches in height. It can be built in an evening at a cost of three dollars or so and will accommodate ten years of *QST* with room to spare. If the issues are filed as received, the December index issue will always be the top number of each shelf.

In our case the shelves were cut $9\frac{5}{8}$ inches long from standard 6-inch shelving. The uprights are 1 x 2-inch stock, 48 inches in length. We used two finishing nails through each upright into the shelf plus small iron angle brackets on the bottom side of the top and bottom shelves. The construction is apparent from the photograph and hams with woodworking ability can no doubt improve the design. A coat of stain matches the finish of the operating desk. From the standpoint of utility the rack leaves little to be desired.

— Otto Woolley, W0SGG



CONDUCTED BY EDWARD P. TILTON,* WHDQ

BYOND-THE-HORIZON work on 5 meters as early as 1926 — the discovery of tropospheric bending in 1934 — sporadic-E DX in 1935 — auroral propagation in 1937 — world-wide DX on 50 Mc. in 1946 — tropospheric propagation on 144 Mc. at distances beyond 1000 miles in 1950 — aurora work on 220 Mc. in 1954 — these are some of the high spots in v.h.f. history that can be seen in retrospect by leafing through a QST file. They and other v.h.f. firsts came about, in many instances, because hams were willing to try things that more learned people would have said were impossible.

Practically every known form of long-distance v.h.f. propagation was first discovered in this way, often by accident. The important factor was a willingness on the part of hams to *try anything!* The formula still works, and no better example has ever turned up than the feat that we reported in brief last-minute fashion last month: two-way communication on 144 Mc. across more than 2500 miles of Pacific Ocean. Nobody in his right mind would have given it a chance!

John Chambers, W6NLZ, and Ralph Thomas, KH6UK, first worked on 14-Mc. c.w. on October 20, 1956. From that day on they made regular tests on 144 Mc. From early November to July 8, these averaged better than six per week — all without the slightest indication of signal either way on the higher frequency. For several months the tests had been the same: a short QSO on 14.095 and then a 5-minute test on 144,000 Mc. by KH6UK. Results were always the same — nil.

But the true ham never gives up. The tests started after the best of the fall inversions had passed, and the period did not include the king of all the meteor showers, the August Perseids. The summer inversion season and the Perseids shower held out two admittedly forlorn hopes.

The evening of July 8, the inversion layer was clearly visible over the curving coastline from W6NLZ's escarpment location, 910 feet above sea level at Palos Verdes Estates, at the southern end of Santa Monica Bay. It was a long way to Hawaii, to be sure, but at least the West Coast end looked good. Weather information indicated that a highly stable inversion had been building up for several days. At Kahuku, on the northern tip of the Island of Oahu, the afternoon of July 8 was like any other summer day in Hawaii. Nothing showed that tonight would be any different from the more than 200 others when the 144-Mc. tests had been made. Tommy had given up listening on 2 long ago. The transmitters of RCA Communications filled the band with birdies, and

* V.H.F. Editor, QST.

he had seldom heard any 2-meter signals, anyway. But the transmitting tests still were made, and the W2AZL converter and SX-88 were ready to go, if anything happened.

The 2130 PDT sked was like all the rest: the exchange on 14.095, and the transmission on 144,000. But this time, as soon as W6NLZ got his 75A3 on frequency with the 417A converter — there was KH6UK! "Can it be? Is somebody pulling my leg? Am I getting i.f. feed-through? Am I dreaming?" All these and other thoughts raced through John's mind — and then came a wait that seemed an eternity, while the automatic transmission from KH6UK droned on. *Would the guy never stand by?*

No hurry about turning the thing off, Tommy thought, and the test ran on for some seven minutes before he heard W6NLZ calling him frantically on 14.095. Then came the quick change, the breathless moments, the fumbling sending, as two old c.w. hands who ragchew easily at 40 w.p.m. fell all over themselves in a rush of buck fever that is familiar to any ham who has tottered on the brink of a really big break. But the two-way worked — and good!

Signal reports were exchanged, and a few fumbling attempts at felicitation, and then on to see what else could be done while the rare opportunity still held. Tape recordings made at KH6UK tell the story. A period of birdies from the RCA transmitters, and then after some delay, a rather halting c.w. sig calling. A slow (this time) "QRZ de KH6UK" is followed by a call from W6NTC. Would this be someone a few miles east of W6NLZ, ready to claim the record, now that John had done the heavy spudework? Tommy replied with mixed feelings — and then learned that W6NTC is Mrs. W6NLZ, who was called in to run the rig while John placed a telephone call to WHDQ.


The W6NTC-KH6UK QSO was still going on as John passed along the hot news over the landline at 0150 EDT, to your very sleepy conductor. But it was the last QSO over the 2540-mile circuit. Though John called several of the local 2-meter fraternity, none could be found at home with the necessary combination of gear, antenna and location to grab the plum that was waiting to be picked. KH6UK stayed on, calling CQ for three hours, but nothing more was heard but the RCAC birdies, and no other reports have been received of reception of Tommy's signal on the West Coast.

How did it come about? The evidence points toward tropospheric propagation. Tape recordings from both participants show the signal to be



The 2540-mile 2-meter QSO across the Pacific did not "just happen." There were superb stations, big antennas and capable operators at both ends. Above, left, John and Maureen Chambers, W6NIZ and W6NTC, smile happily over their DX record. Transmitter (in front of John) is modified KWS-1, that runs 1 k.w. on s.s.b. and c.w. on 144 Mc. and lower bands. Receiver just visible between the operators is a 75A3, used with a crystal-controlled 417A converter on 144 Mc. Communicator serves for local work on voice. The Chambers station comes as close to being "all-band" as any you're likely to see, there being facilities ready for all low-frequency bands, plus 50, 144, 220, 432, 1215 and higher microwave assignments. Location, Palos Verdes Estates, is 910 feet above sea level, overlooking the Pacific.

Above, right, Ralph E. Thomas, KH6UK, cuts a tape for use in his automatic keyer. At the far left of the picture is seen the 1-k.w. rig with a pair of 4-125A's in the final, that has served both W2UK and KH6UK on 144 Mc. Receiver, center, is an SX-88, with a W2AZL 417-A converter for 144 Mc. Note prized QSLs from W6NLZ and W6NTC in the speaker grille. The array that turned the trick at KH6UK is made up of four Gonset "Big Berthas" spaced two wavelengths each way, mounted on an 80-foot pole. Location: Kahuku, on the northern tip of the Island of Oahu.



essentially steady, with only the slow, typical tropospheric fade. There are no bursts; no wild excursions in signal strength that would almost certainly characterize meteoric or ionospheric reflections. The locations at each end are close to ideal, and the equipment the best obtainable. KH6UK uses the old W2UK rig with 1 kw. to a pair of 4-125As. The antenna is 4 long Yagis in box formation, with 2-wavelength spacing each way, 80 feet above ground. W6NLZ runs 1 kw. to a modified KWS-1, feeding a 24-foot Yagi 35 feet above a location where height above ground is of substantially no importance. His view out over the Pacific and northward along the curve of Santa Monica Bay is incomparable.

But other hams have good locations and fine equipment, and not a few are good operators. W6NLZ and KH6UK have earned undying fame

in the annals of amateur radio because they had all the technical wherewithal — *plus* a willingness to try something that gave every indication of being a lost cause before they started, and to keep on trying it, again and again, in the face of almost certain failure! The job is just started, however. The feat of July 8 showed that it can be done. It remains, now, to show how it came about, and to determine how often it might happen again. Does working across the Pacific mean that a QSO across the Atlantic is within the realm of possibility? Can equal distances be worked over land areas? We won't know until we try!

June 30 Aurora and July Inversions Best in Years

Right in the middle of the 6-meter DX season the 2-meter band stole the DX show. One of the most widespread auroras on record, June 30, netted contacts on both 6 and 2

over practically the entire country east of the Mississippi. No end of instances showed farther south penetration than any previous aurora. Then from July 2 to 9, and again July 15 to 17, there were tropospheric conditions over the Middle West and South that broke all records in that department as well. Space limitations prevent detailed reporting, but here are a few high lights:

Perhaps the first aurora contact ever made from the state of Florida was W4RMU's 50-Mc. QSO with W4UVP, Johnson City, Tenn., at 1750 EST, June 30. This was followed by one with W4NWB, Traveller's Rest, S. C., at 1905. The aurora was in from 1730 to 1930 at W4RIU, but it took Allen some time to realize what was happening. Who is there who hasn't investigated his receiver power supply filter, or checked the operation of his b.f.o. when first he heard aurora signals?

W8KAY, Akron, reports 19 states heard on 144 Mc. W4LNG, Atlanta, Ga., worked W9KLR and W4HJQ. W4GIS, East Point, Ga., heard W8GZV, W4HJQ, W9KLR, W8SFG and many others. W9AAG, Woodhull, Ill., worked

W5DFU, Tulsa, Okla., for the latter's first aurora contact on 144 Mc. Stations as far west as W0RYG, Lincoln, Neb., were worked by W9AAG. W4ZXX, Greensboro, N. C., was heard all over the Middle West, and the scramble for North Carolina contacts was more than Russ could handle. His state had never been in most of the Middle West via aurora before.

The long tropospheric session on 144 Mc. began early in the evening of July 2, with W5RCI, Marks, Miss., running 87 at W8KAY by 2045 EST. Many stations were on all night, and those in the Cincinnati and Dayton areas worked Missouri, Kansas and Oklahoma stations on phone. W5DFU, Tulsa, started with W0TOP, Des Moines, Iowa, at 2245, followed by W0WRT, Omaha, Neb. (state No. 15), W9s REM WOK ZIII LF AAG, and several more Iowa and Missouri stations. At 0245 on the 3rd, Warren worked W8FFX for No. 16. There were pronounced meteor bursts on nearly all these signals, and a check with W5AJG, Dallas, showed that signals were strongest with Warren's beam northeast! Here's something to look into; has anyone found other instances like this? Tropospheric back-scatter?

At 0715 W5DFU heard a 3-minute meteor burst from W8PT, Benton Harbor, Mich., while Jack was sending to W4LTU on schedule. At 1916 on the 3rd the opening was going again. W5DFU heard a W2 on voice, and a CQ raised W4HJQ, Glendale, Ky., No. 17. This set off another 8-hour workout of such 2-meter DX as Warren never dreamed of. W4WCB, Memphis, Tenn., 18, and W3FP1, Leechburg, Pa., 19, were high spots. Working until 0330, W5DFU knocked off 3 stations in Kentucky, 2 in Indiana, 7 in Illinois, 11 in Ohio, 1 in Pennsylvania, and scores in nearer states.

W8KAY says that still another session started just before 2300 EST July 7, with stations in the Cincinnati area calling W5AJG. This went on all night again, with Art taking time out for sleep between 0400 to 0630. W5AJG and W5IOW, the latter at Ada, Okla., were worked between 0700 and 0900, when a thunderstorm finished it off at Akron. Texas calls heard included W5s REB JQU and AQS. W5AJG was heard as far to the northeast as W8SFG, Hubbard, Ohio, near the Pennsylvania border.

W5RCI, Marks, Miss., lists 35 stations in 14 states as his bag for the July 3-5 opening. W8PT, Terra Alta, W. Va., was a new one, and this undoubtedly was the first QSO on 144 Mc. between these two states. As to a complete record of "firsts," we've long since lost track.

We don't have much information on the mid-July tropospheric opening, but there was another probable first made—a Minnesota-New York contact by W0IFS and W2ORI July 17. Meteor bursts were noted on this one, also.

At the start of the July 2 festivities, W5AJG could hear nothing but W5DFU working all the DX. Meteor bursts were heard from numerous stations, but no tropospheric DX of major proportions until the night of the 7th, as related by W8KAY above, and running far into the 8th. Leroy worked then steadily until 0300 CST, took off a couple of hours for sleep and was back at it again for several hours more beginning at 0600. The signals from W4, 5, 8, 9 and 0 were fantastic, far exceeding anything in W5AJG's long experience on 144 Mc. He finally called it quits around 1000, when his noise level was getting bad.

W5PSC, Houston, sent in the July 8 weather map from a local paper, showing a stationary cold front lying diagonally across the country from western Texas to the Great Lakes region. From there a warm front extended out over the Atlantic Seaboard. Even the limited data on the typical newspaper weather map shows this to be propagation along an extended and stable front, in the classic tradition; the sort of thing we usually look for in September.

W5DFU had hardly recovered from his exertions of the previous week, when he was into another DX marathon. The same territory was in again, and in addition, Warren worked W8PT, Benton Harbor, Mich., another interstate first on 144 Mc. He also worked down the Texas Gulf Coast for the first time, as far as W5KGO, Baytown. To show that DX is not all high power and big arrays, W5DFU worked W9PSJ, Muncie, Ind., 640 miles, with the latter using a Communicator and a TV antenna!

International 50-Mc. DX Prospects

Special IGY authorizations for 50-Mc. work in Sweden, Poland, Portugal and the Azores and Madeira Islands have already been announced in these pages. Word from LA2AD says, "We have now obtained permission to work 50 to



1	W0ZJB	7	W60B	13	W0DZM	19	W30JU
2	W0BIV	8	W0INI	14	W0HVW	20	W6TMI
3	W0CJS	9	W1HDQ	15	W0WKB	21	K6EDX
4	W5AJG	10	W5MJD	16	W6SMJ	22	W5SFW
5	W9ZHL	11	W2IDZ	17	W0GOW	23	W0ORE
6	W9OCA	12	W1LLL	18	W7ERA	24	W9ALU
		25	W8CMS	26	W0MVG		

W1VNH	47	W4EQM	47	W6WNN	48	W09IA	45
W1CLS	47	W4FBH	46	W6IXN	48	W0TNS	45
W1CGY	46	W4LNG	45	W6ANN	45	W9MHP	43
W1LSN	46	W4CPZ	45	W6NDP	45	W9JCI	42
W1AEP	46	W4UCH	45	K6GTC	44	W9MFH	42
W1RFU	44	W4IKK	44	W6GCC	43	W9EPT	41
W1SIZ	44	W4QON	44	K6HYE	43	K9FID	38
W1FOS	44	W4EQO	44	W6ABN	43		
W1KHL	42	W4AZC	43	W6NIT	42		
W1ELP	41	W4FLW	43	W61WS	41	W0QIN	47
W1SPX	36	W4RFR	42	W6CAN	40	W0NFM	47
W1UHE	35	W40XC	41	W6BWG	39	W0TKX	47
W1LGE	33	K4DJO	42	K6RNG	38	W0KYF	47
W1FVZ	32	W4MS	42	W6FRG	38	W0JOL	46
W1FTF	31	W4FNR	40	W60JF	31	W0USU	45
W1WAS	31	W4ZBQ	40			W0FKY	45
W1MFM	30	W4AYY	38			W0PFP	45
W1FMK	31	W4HTJ	38	W7FEE	48	W0OPZ	44
		K4DNG	37	W7HFA	47	W0QVZ	44
		W4HHK	37	W7BQX	47	W0CNM	44
		W4AKX	36	W7PDJ	46	W0YJF	44
W2MEU	47	W4YRM	36	W7DYD	47	W0URQ	44
W2RGV	47	W4GJO	35	W7ACD	45	W0JHS	43
W2AMJ	46	W4ZD	35	W7JRG	44	W0PII	43
W2BYM	46	W4HZG	34	W7BOC	42	W0WNU	42
W2FHJ	45	K4AGM	32	W7JPA	42	W0PKD	41
K2ITP	43			W7PTV	41	W0ZTW	41
K2ITQ	43			W7CAM	40	W0YZZ	38
W2SHV	43	W5VY	48	W7UFB	35	W9KLR	36
K2JNS	42	W5LQY	47			W0YTK	36
K2AXQ	42	W5GNQ	46			K0BPM	35
W2GYV	40	W5FSC	45	W80JN	46		
K2HPN	39	W5ONS	45	W8SQU	46		
W2ORA	39	W5JLY	45	W8NGD	45	VE3AET	46
W2QVH	38	W5ML	44	W8UZ	45	VE3AIB	35
K2HRB	37	W5JMC	42	W8RFW	45	VE1EP	35
K2LTW	35	W5VY	33	W81PD	44	VE3BBX	33
		W5CWV	41	W8HJR	43	VE1QY	32
		W5FAL	41	W8WPD	43	VE2AM	31
		W5HEZ	41	K8ACC	41	VE3DOR	31
		W5BXA	41	W8YLS	41	VE3BHQ	30
W3TIF	47	W5FXN	32	W8PCK	38	XE1GE	27
W3KKN	45	W5EXZ	38	W8NOH	34	VE1PQ	23
W3KVM	44	W5ETQ	38			VE30J	22
W3NKM	41	W5EFO	38			VE1WL	21
W3MQU	41	K5ABW	38	W9BRN	48	CO6WV	21
W3RUE	41	W5HFF	38	W8ZHB	48	VE3HS	20
W3MXW	41	W5NSJ	36	W9QTV	48	CO2ZX	18
W30PC	40	W5FRK	36	W9VZK	47	L9UMA	16
W3FPH	40	K5CYK	36	W9RQM	47	PZ1AE	15
W3LFC	40	W5WZF	33	W9QKM	47	KL7VT	9
W3AMO	39	K5AJW	33	W9JEP	47	J1AUF	5
W3TDF	36	W5ZVF	31	W9AAG	46	VQ2PL	5
W3UQU	32	W5LPM	26				

(Calls in bold face are holders of special 50-Mc. WAS certificates listed in order of award numbers. Others are based on unverified reports.)

54 Mc. during daytime, up to 1900 GMT, through July 1, 1958." It is not known at this writing whether the "we" means Norwegian amateurs generally, but LA7Y has been reported as ready to work on 6.

Word came to our PRP office recently from SP5HS, via SWL Pickering, that Russian authorities are encouraging crossband work between their amateurs on 38 Mc. and American hams on 50. Soviet stations with v.h.f. licenses have had number call signs in the past, but are reported to be getting Soviet Union type calls now, except that the prefix R will be used, in place of the usual U. Example: A Ukrainian v.h.f. station would sign RB5 instead of UB5.

At least one UB5 was heard last winter on 28 Mc. soliciting crossband contacts on 38 Mc. with American stations. Reports in the Russian journal *Radio* indicate that considerable DX is being worked within the Soviet Union in their 38-40-Mc. band.

European countries using the 70-Mc. band are finding it open for sporadic-E quite often, and international DX has been reported. G5KW, well known to 6-meter men as MD5KW, worked FA3JR in Oran, June 16, and F8GH on June 20. The first is the current 70-Mc. DX record, and the latter is the first work on the band with France. We feel sure that Ken will be looking for 50-70 opportunities across the Atlantic, though we have had no direct word from him as yet. EI2W, near Dublin, is checking the 70-Mc. band daily, and listening on 50 Mc. if he finds evidence of sporadic-E, in the hope of catching a transatlantic opening. He will be on 28 and 70 Mc. (70.66 Mc.) through the fall, prepared for crossband work to 50 Mc. at any propitious moment.

Prospects for work with the Azores rose markedly with the shipment to CS3AC of a 6146 transmitter by K6RNQ and K6EDX. CS3AC is at the American Air Force base, and we understand that they now may operate only on 50 Mc. and higher — which should not do the v.h.f. cause any harm! Two frequencies in the first 200 kc. will be used.

Also from K6RNQ, via KH6BRJ and K6TYW, comes a report that KG6BAA, Guam, and KR6AF, Okinawa, are on 6, and that there are promises of activity on Midway and Kwajalein.

220 Grows Up

From many quarters come reports of regular 220-Mc. activity, showing that use of the band has long since passed the "How-about-a-220-check?" stage. W8WRN, Columbus, Ohio, writes that there is something doing nightly in Central Ohio around 2100, with W8s CSW NVI HOF HPT BPJ and WRN most active. W8NVI, visiting W8LJG, West Richfield, during the June 30th aurora, heard 220-Mc. signals from W3, 8, 9 and VE3 coming through in good shape.

VE3BQN, Toronto, has a 9903 final and a 5-over-5

Mr. Meteor-Scatter of 1957. Walt Bain, W4LTU, Orlando, Fla., has probably done more than any other ham in recent years to further the cause of meteor DX on 144 Mc. Antenna that has made possible contacts with 18 states, mostly via meteors, is 4 12-element Yagis, with trigonal reflectors.

RECORDS

Two-Way Work

- 50 Mc.: LU3EX — JA6FR
12,000 Miles — March 24, 1956
- 144 Mc.: W6NLZ — KH6UK
2510 Miles — July 8, 1957
- 220 Mc.: W8BFQ — W5RCI
700 Miles — October 9, 1954
- 420 Mc.: G3HAZ — DL3YBA
500 Miles — June 19, 1957
- 1215 Mc.: W6IHK/6 — W6VIN/6
190 Miles — June 9, 1956
- 2300 Mc.: W6IFE/6 — W6ET/6
150 Miles — October 5, 1947
- 3300 Mc.: W6IFE/6 — W6VIN/6
190 Miles — June 9, 1956
- 5250 Mc.: W2LGF/2 — W7FQF/2
31 Miles — December 2, 1945
- 10,000 Mc.: W7JIP/7 — W7OKV/7
109 Miles — August 8, 1951
- 21,000 Mc.: W1NVL/2 — W9SAD/2
800 Feet — May 18, 1946


array on 220. Ted keeps skeds with W3ARW, near Scranton, Pa., Wednesdays at 2015, 2215 and 0030, and Saturdays at 2015, 2215 and 0030. He and VE3AIB look for W8LJG nightly at 2015. VE3BQN would welcome Detroit area or W1 skeds on Wednesdays and Saturdays. Frequencies: VE3BQN 220.056, just above W8LJG; VE3AIB 220.103.

W3LZD, Dunmore, Pa., worked W8DX, W8LPD, VE3BQN, W1RFU and K2DZM on 220 Mc. during the aurora of June 30. He and W3LCK are working on plans for aurora tests on 432 Mc. as well.

W1RFU reports that W3LZD was 89 on 220 Mc. June 30. Bill also heard W8DX, Detroit, via aurora, at 1533 EST. At 540 miles, this is the best 220-Mc. aurora DX yet reported, that we can recall.

W2AOC, Brooklyn, N. Y., long a 2-meter stalwart, now finds extensive activity regularly on 220. Signals from W1s are frequently stronger on 220 than 144, Marv says. He looks for business nightly at 2000 EST, first in the direction of W1, then elsewhere. A "cliff-dweller," he finds n.f.m. a great aid in keeping the neighborhood peace.

(Continued on page 160)



YL News and Views

BY ELEANOR WILSON,* W1QON

FORSAKEN HOMO SAPIEN

or

How to be Alone When There Are Two in the House

BY MISTER X



THE IDENTITY of the author of the following treatise will be immediately recognized by rather a large group of people, for the discerning Mister X is a regular contributor to a certain West Coast radio company monthly.

"In the living room a soprano was giving out with both lungs over the hi-fi system; in the kitchen the kettle was bubbling over and from the edge of the stove door issued a thin plume of acrid smoke. Down the block and rapidly nearing was the eerie wail of a police siren. But in the den all was happy and serene.

Pushing open the door, the OM was greeted

*YL Editor, QST. Please send all news notes to W1QON's home address: 318 Fisher St., Walpole, Mass.

with a too familiar sight. There was no "welcome" on her face; no gladsome greeting; just a frown of concentration or irritation and a vigorous hand signal demanding QUIET!

"Yes . . . yes . . . Roger . . . it was a VK . . . running a 12 ounce Budweiser can to a pair of quart milk bottles . . . and a ten over twenty revolving beam . . ."

Quietly, the OM closed the door and tip-toed back to the kitchen to see what he could salvage, muttering: "Five'll get you ten there'll be no dinner tonight." And he envied those cops in the patrol car, eventually rolling home to a luscious hot repast.

Call it, if you wish, my friends, the electronic atomic, nuclear phase of the Battle of the Sexes. The little lady whom you once thought you couldn't live without is now firmly demonstrating to you that you CAN and that you'd better *like* it.

Somewhere in the dim past some misguided male initiated the first YL into the ham racket, starting a chain reaction beside which the legendary Pandora's curiosity was child's play. The rapid spread of the YL Menace threatens the very foundations of civilization. We have learned to adjust ourselves to the forces of nature, to combat and in some cases even to nullify their effects. But would you dare to combat the YL? Not all your piety nor wit could nullify:

" . . . FB, OM. Ah read you just 100 percent . . . it's a Gollyfoly pushing 800 watts into a 4-

K5ALF, Mae Brewer of Houston, Texas, was one of several W5 YLs who put in days of handling emergency traffic following hurricane Audrey which devastated towns in southern Louisiana in June. Before the storm hit, Mae had alerted stations in the area and along with OM W5SDA formed an emergency net on 40 meters which operated continuously for several days. Some other YLs heard helping out day and night were K5s BNH, BWM, CRH, GMI; W5s EGD, EYE, HWX, KEC, SYL, ZJT, ZLU, and ZPD. All involved shrugged off praise heaped upon them with the feeling that they were just glad they were able to be of service when it was needed most.





To add to the story the sign in the picture tells seven "WHOs" took turns operating two transmitters, one a.m. and one s.s.b., under the call W5PFU/5 at Oakland Park in Ft. Worth, Texas. K5s BJU, CRH, EGB and W5s ETH, GXG, IHB and PFU enjoyed 21 hours of "good contacts, good food, and an all-around good time". Six novice YLs kept logs while several OMs stood by for duty as messengers and technicians. That's K5CRH toting 54 lbs. of Viking Ranger with seeming ease; K5BJU carries the conelrad gear.

element beam . . . Mmmmmmm yes. . . . mah QTH is in most any *Call Book* . . ."

You learn to sew on your own buttons because you can never find a safety-pin, she having used them to couple the anode to the diode, or the exciter to something equally irrelevant in terms of kitchen mechanics. But, cheer up, Old Boy. The time will come when she masters the manipulation of pliers and soldering iron. And if she hasn't yet borrowed your Sunday pants to climb the beam and make an adjustment, it'll come, brother. It'll come. Would she wear her own new slacks? Never!

Ask her to get up at four in the morning to accompany you on a fishing expedition and she gives you but a glance of withering scorn as she burrows her pretty head into the pillow. But she'll hop blithely out, bright-eyed and loquacious, to work a "Zed-S" at two A.M. and love it.

And so, dear friends, one who has unwittingly contributed in small measure to the rise and spread of the YL Menace, in a belated effort to atone for his sin, gives you this advice: Love 'em, tell 'em nothing; and leave them alone until they come to you sweetly with that honeymoon look in their eyes and murmur gently, "Jim, darlin', that lil ole rotary beam's stuck again, and ah simply can't fix it." Then is the time for you to put on those Sunday pants and keep 'em on.

YL Certificates

Interest, both male and female, is keener than ever in the three major YL certificates issued by the Young Ladies Radio League. Here are

One of the newest YL clubs, the Camellia Capital Chirps of Sacramento, launched right into its first Field Day this year with members K6s ENK, HHD, HOI, PWH; KN6ZVX, and W6HTS putting in 22 hours of continuous operating. Competing with four other clubs in the area, the girls stuck it out for 115 contacts on 80 and 41 on 40 meters, even tho' the mercury reached a torrid 108°. The photo shows KN6ZVX logging for K6HOI. Site of operations was a hill-top overlooking Folsom Lake, twenty miles from Sacramento. (Photo courtesy The Sacramento BEE)

the complete rules for each certificate. Count your cards — you may be eligible for an award right now.

YL Century Certificate (YLCC)

The YL Century Certificate for confirmed contacts with stations operated by 100 or more different licensed women amateur radio operators is issued by the YLRL to all amateurs, YL or OM, at no cost to the applicant upon compliance with the following rules:

1) Two-way communication must be established on the authorized amateur bands with stations — mobile or fixed — operated by 100 *different* licensed women amateurs. Any and all amateur bands may be used. (Note that one YL operator worked under different calls count but once.)

2) All contacts must be made from the same location. Within a given community, one location may be defined as from places no two of which are more than 25 miles apart.

3) Contacts may be made over any period of years, provided only that all contacts are from the same location as defined in Rule 2.

4) Contacts with YLs anywhere in the world are recognized provided that confirmations clearly indicate that the stations contacted were operated by duly licensed women amateur radio operators.



A girl just never knows what a QSO will bring. For Eda Williams, W7EPZ, a contact with OM W8CMS one fine June day brought a gift guaranteed to make a YL feel like a Queen for a Day — one dozen red roses. W8CMS wired his floral thank-you after Eda supplied him with his 48th state (Montana) on 50 Mc, thus making Claire the first W8 to WAS on six meters. As we've said before, it pays to get on the air now and then. (Photo via W1HDQ)



5) One hundred QSL cards or other written communications from the stations worked confirming the necessary two-way contacts, accompanied by a list of claimed contacts which should include the full names of the operators alphabetically arranged and the dates and times of contacts, must be submitted by the applicant directly to the YLCC custodian. Sufficient postage must be sent with the confirmations to finance their return by first class mail. The

YLRL will not be responsible for any loss or damage to same.

6) Endorsements: Confirmations of contracts, accompanied by alphabetical list, as per Rule 5, from stations operated by additional YLs may be submitted for credit each time 50 additional confirmations are available. Endorsements, gold and silver stickers, will be made to the original certificate as applications are approved.

7) Decisions of the YLCC custodian regarding interpretation of these rules as here stated or later amended shall be final. All inquiries regarding cards, applications, or certificates should be addressed to her.

8) The YLCC custodian currently serving the YLRL is Katherine Johnson, W4SGD, Box 666, Fuquay Springs, North Carolina.



W6NZP and Friend? Or, we always knew our YLs were plucky souls, but isn't this the limit? Not so, says Evelyn Scott's OM, who treaded close enough to take the picture. "His lordship the snake never had a chance." That slimy, writhing creature is really only a six foot carpet snake which Evelyn and Harold met during their wanderings through the Australian "outback". Between their world travels the Scotts conduct a radio business at Long Beach, California, and work their many DX friends on twenty phone. Evelyn is currently serving as chairman of women's activities for the ARRL Southwestern Division Convention. Right after attending the coming National Convention in Chicago, the Scotts fly to American Samoa, where they plan to set up an amateur station at Tutuila.

YL Worked All States Award (YL/WAS)

The YL Worked All States award is available to all amateurs, YL or OM.

1) Two-way communications must be established on the amateur bands with a YL in each of the 48 states. Any and all amateur bands may be used. A card from the District of Columbia may be submitted in lieu of one from Maryland.

2) Contacts with all 48 states must be made from the same location. Within a given community one location may be defined as from places no two of which are more than 25 miles apart.

3) Contacts may be made over any period of years provided only that all contacts are from the same location as defined in Rule 2.

4) Forty-eight QSL cards, or other written communications from stations worked confirming the necessary two-way contacts, must be submitted by the applicant to the custodian for the YL/WAS award. Sufficient postage must be sent with the confirmations to finance their return. The YLRL will not be responsible for any loss or damage to same.

5) The custodian for the YL/WAS award is Grace Ryden, W9GME, 2054 North Lincoln Avenue, Chicago 14, Illinois.

YL Worked All Continents Award (YL/WAC)

The Young Ladies Radio League issues a YL Worked All Continents certificate to any licensed amateur, YL or OM, who meets the following requirements:

1) Two-way communications must be established on the amateur bands with the six continents: North America, South America, Europe, Africa, Asia, and Oceania. Any and all authorized amateur radio bands may be used. Cross band contacts are permitted; contacts may have been made over any period of years.

2) Contacts with all six continents must be made with duly licensed women operators.

3) Contacts must be made from the same location. Within

(Continued on page 148)



How's DX?

CONDUCTED BY ROD NEWKIRK,* W9BRD

How:

As indicated at the conclusion of this month's column in lines regularly devoted to long-haul happenings of yore, DX news of more than passing significance was transpiring a decade ago. The year 1947 saw an unprecedented boom in serious large-scale organizing of amateur groups and clubs primarily on the basis of DX interest. And the onset of this trend was truly a departure from tradition. In prewar DX pursuits DXers characteristically hunted the stuff in low-pressure lone-wolf fashion, hoarding rather than pooling secrets and tricks of the trade.

Statistically it can hardly be disputed that the California coast long has been the operational capital of our DX world. That prefix W6 somehow just reeks of DX implication! [And they're so doggoned loud, Boss. — Jeeves] Hence it's fitting that a bunch of Sixes founded the Northern California DX Club late in '46 as the vanguard of this movement. Southern Californians quickly followed suit, and now there are prominent constituencies operating under West Gulf DX Club, Willamette Valley (Wash.) DX Club, and other long-distance labels here and abroad.

Oh, yes — another budding DX outfit enrolled its first postwar member in 1947. In fact, its first prewar member signed up *twenty* years ago. Right — your ARRL DX Century Club, now going stronger than ever!



We receive an occasional letter from OM Reader urging that more "How's" space be made available for the reporting of single-side-band DX doings. At such times he appears unaware that Jeeves & Co. welcome postal contributions of DX data bearing on *any* legitimate mode of emission, especially one so promising as carrierless phone. Space certainly is available. And we attempt no arbitrary rationings based on types of emission, a policy obviously indispensable if we purpose to represent and document our diverse DX world's bustling activities in these pages month by month in true color and perspective. So the extent of "How's" lineage dealing with s.s.b. DX activities holds in direct proportion to the amount of unsolicited sideband gist received. And that's up to Mr. Reader.

So far as side band itself goes, 'tis a big lad. Its ham history dates from 1933 and its practical postwar application began ten years ago. It can earn promotional publicity on its own merit now that technical bugaboos of complexity and expense have been wonderfully tamed and the benefits of this emission are within reach of almost

every amateur. Apparently what we need at this time is a little *operational* pioneering.¹

For a technique whose applications, it is said, could supersede less efficient contemporary modes of phone transmission there were too few winning scores posted by side banders in the 1956 ARRL Sweepstakes (check p. 51, June '57 *QST*); there were far too few s.s.b. users observed seriously competing in this year's ARRL DX Test; and, as friend Reader points out, there are far too few side-band DX reports being filed with this office. Why?

A missionary task is all cut out for suppressed-carrier advocates and they now have plenty of effective tools for the job. Cozy band-edge round tables are well and good, and letter writing has its merits; but most hams are from Missouri and like to be impressed by competitive results. How about it? Demonstrate that nine-db. superiority over "ancient modulation" — *compete!* "How's" stands ready to record your results.

What:

Hey, that magical month is here! Summer's drowsy DX tempo now turns to an agile allegro; then the all-band transoceanic ionospheric chorus really swings on out in a cool, crazy crescendo, entirely a *capriccio*. You and your sender all set to face the mad music of this year's DX September song? July and August trumpeted the following teasy intro. . . .

¹ S.s.b. DXpeditions to rare areas serve to demonstrate the medium but this approach is promotionally feeble. Shucks, accumulating a fast logful of QSOs from Nepal with a loop-modulated Type '10 breadboard rig would prove only that hams love to work Nepal.



* 4822 West Berteau Avenue, Chicago 41, Ill.


20 phone first, and our Four and Sixes set the pace. Here's *K4HQD*: VP9s CZ and DM (14,170 kc.) 20 GMT. *K4IEX*: K64AO (250) 17, VP9HH (200) 4, *W4HKJ*: SV8WB (195) 2 of Rhodes. *W4TFB*: VR6TC (famed Fletcher Christian's great-great-grandson), stalks GR5SP, FK8AC, FO8AC, HS1A, VE3AHU/SU and VS4JT on voice. *W6ZEV*: reached 217 on VR6AC, ZS81, *K6GLC*: EL5A, HP1JE, VK9YT of T.N.G., VO2DC, XZ2TH, FO8, *K6LZI*: FU8AD (160) 10, s.s.ber KA5MIC 7, *K116BZZ/KJ6* (229) 9, *W7PHO*: VR41B (200), *W9UNW*: notes 20 phone activity by M1B, resident 3A2BF (150). *DL4YE*: CN2AY, HA2TY, HZ1NA, OEs 1WD 6PP, SP9KAJ, YU3EL, 5A2TY, *XE2BM*: K4HIG, NCDXC's *DNR*: BV1US (187) 9, CR4AH (132) 5, EA6 6AR (160) 4, 9BK (105) 2, FK8AS (147) 5, FO8AB (110) 4, K6GSP (200) 15, KC4USH (271) 5, K6G6IG (250) 10-11 of the Volcanos, KP6AK (298) 7-8, KX6BQ (270) 7, LX1DA (130) 6, OK1KTI (120) 5, SP7HX (174) 6, SV8WH (180) 6, TP2WJ (146) 4, UAs 1AD (131) 5, 9AA (120) 5, VK6CJ (129) 6, VR2CC (152) 5, VS4JT (140) 18, ZB2R (160) 1, ZD4CR (140) 7, 5A1TB (180) 5.

20 c.w. next, and we reverse the callphabetical sequence of reports for luck. *W9LAQ*: CN8GL, LU1ZE, *K9ECO*: CR6s CK CZ, CT2B, DM3s ADL KHN, EA9AP, FE8AH, one HA3HN, HG1LE, HK3JC, JAs 1DO 6AD, KA8RA, KG1BB, K64AO, KR6SS, LU7ZC, PZ1AI, SP3AD, TG9MR, TIE2A, UAs 1KAQ 1KAR 3AN 3HI 3JB 4FE 9AA, VR3B, YO2BU, both with a Viking II, Windom, and S-85. *W81BX*: FP8AA, HBIUQ/FL, OE61K, SV8WR, *K8AVX*: VP7NZ, FP8, *W7CSJ*: reached 156/140 with BV1US, CR7LU, EA9DF, UA1KAF of the polar south, UC2KAB, UL7KAA, UQ2s BA KAA, UR2KAA, VSs 11B 1HJ 4BA, XZ2AO, ZCSAL, *W7DJU*: DU1RTI, HP1LO, JAs 1AG 1AJN 1AJU 1AXV 1BCO 1DM 1GW 1KM 1PS 1VE 2AE 2AW 2BJ 2DN 2NX 3AAA 3VN 4CF 5AA 5AB 5AF 5AI 5DF 5GZ 6FB 7B0 7IV 9CA, KAs 2KS 2MP 2YD 3BE 4EB 8RA, KC4USN, K6Gs AHA NAA, W9NTJ/KG6, KR6s BF GT QW RX, UR2AO, VS1GY, ZCS, most of these worked at his office station (*W7GYR*). *W7FPD*: up to 185 with FB8XX, YJ1DL, also got unusual HB4FE and one F2AN. *W6DZZ*: notes activity by FB8CD, K6W6CB (42) 8-9, VR6TC (19) 5-8, XW8AG 14, ZK2AD (6) 8-9, *W6AG*: CR6DA (45) 6, DM2ALN, DU1OR (90) 18, EL1R (18) 8, HH2LD (88) 3, KP6AL (80) 7, LU8ZC (70) 7-8, TI2PZ, UAs 1KAS (55) 20, 9KCC (60) 20, VSs 1GY (16) 15, 2IF (28) 16, ZP5AY (85) 1-2, VR6 XW8, all in one 10-day period. *W6NTR*: ZD4CM (28) 6, *W6PUY*: the real ST2AR (73) 16 who works only 20 meters at present. *W6RLP*: 122/96 via KC4s (RA (21) 9, USB (82) 7, K6G6IG (98) 15 of Chichei, OH3TI/8 (7) 9 of the Alands, W7FNK/KP6 (47) 6, 9S4AX (2) 5, EL FO8, Kerguelens FB8, *W6ZEV*: CE8AC, UM8KAA, VS9AD, ZD4BX, Kerguelens, *W6ZZ*: struck 20 hard for CE3RE, DU6 ICP 78V, JAs 1AJU 2JW 5DF 7HL 9AC 0GG, KA2s MP YD, KG1BB, KV4AA (80) 19-23, UA3HI, UA6s KFF KJA, VR3G, missed out on FK8AT (12), UL7KBA (74), UA0CN (40), VO6AC (33), ZL5AA (47), now has all-band tally of 168. *K6GLC*: CT1JS, LA6 3TF 5B, FK8AH, UA6FR, UO2AB, VK6AB, VR3 ZC5 ZK2, *K61CS*: CE3CU, LU9XA, *K6LEB*: FK8 KP6 ZK2, *K6LZI*: FO8AQ 8-9, KR6s RX (50) 17, SA (84) 13, OO5RU (78) 16, VS1GL 10-11, VK9NM (48) 11, UA6s FB (40) 7-8, OM (39) 12, ZC5RF (40), ZK1BG (81) 8, 5A2TP (20), heard CR9AI (45) 15, UA6KCO (78) 14, *K6OP*: FB8YY, LU1ZS, VS1DU, KP6 VR3 VS2, *K6SRZ*: OK1CG, KX6NA (80) of Majuro, JA7s AZ BO (50-60), VP9BU/P, *W4JUL*: CR4AH (11) 22, VR3, suffered from "high noise levels, sunspots, fall-out, and eternal QRM from the XYL" (and we hope she doesn't read "How's").

W4EJP: OA4FM (38) 1, *W4HKJ*: HA1KSA, JAs 1AXV 5CP, UAs 2KAW 3XL 4KAB 6LF 9CC, UB5s BC KAB KBU KIA VU, UC2AD (51) 3-4, UI8KAE (100) 13-14, UP2AT (41) 1, VK9VM (14) 12, VU2JA (19) 11-12, registers a strong protest against uncouth operating tactics and plain operational clumsiness and carelessness. *K4BYT*: CR6CV (110) 7, JA0BR (82) 9, KR6AC (39) 9, SF6BY (90) 5, VP3YG (30) 9, SV0WR (32) 8, VR3II (54) 9, 9S4AZ (51) 7, Antarctica KC4, UA9 UR2 on DX-100, SX-100 and folded dipole for 75 countries. *K4DRD*: FM7WR HH2Y, *K4EYT*: CN8FW, DM2ACN, PJ2ME, *K4IEX*: IT1AGA, UB5FC (70) 3-4, KV4, *W3LMA*: LA2JE/P on Hopon (25) 1-2, *W3GRO*: YU2DU, *W2HJM*: CP1CJ (37) 0, EL1C (ex-EL12C) 23, K21UL/KG6 (78) 11, VR41B (78) 10, VSs 2FB (30) 10-11, 6AE (37) 11, VU2SX (40) 12, YS1O (85) 4-5, cruising ZA2ACB (DM2ACB), KC4 à la Antarctica, VK9 VR3, heard DL1GV working AC5PN (50) 0-1, *K2IKS*: HA5AP, HH SP, *K2JGR*: OH3AA, 0, SM1BJA, now at 89/55, *K2OE1*: VU2JG (10-20) 0-1, M1H (100), *K2PHC*: CE9AK, FY7YE, HB1MX/FL, MP4BBA, PZ1AP, LU0ZC, UA6LF, UR2AK, VP3VN, Sint Maarten, *K2QAG*: VK6AS (90) 5, VSs 1CZ (20) 5, 21B (20) 5-6, ZCs 4FL (15) 15-16, 5AL (40) 3-4, ZK2, all heard; worked VU2BK (30) 7, ZD4 VSI VS6, *K2SLI*: CN8FW, KV4, Sint Maarten on 30 watts and nondescript wires. *W1BDI*: hooked SP3DG (50), VK7NM/VK9 (50); heard KG1JA (W3JAK), HA5TH (70). *W1BPI*: OY1R (8) 23, UP2, close with 97 worked. *W1DBA*: DMs 2BCO (50), 3KCH (30), JA3MC/MM off Houston, LZ1s KBR KNB both 1-3, OE1TA (50) 3, SPs 8CP 9KAS both 1-3, UAs 1KFA 3KAF 3KUA all (20-60) 2-3, UB5s KBR SD (30-40) 1-2, VP6s GC PJ (30-40) 1-2, XE2HU (80) 23, YUs 1AG 1ML 3LF 3NR, YV5HL (35) 3, 4X4IL (40) 2, St. Martin P12, ZK2, *W1YNP*: CE9As of Chilean Antarctica, FB8CC, HK3PC, JA1AA, KC4USV, VP7NM, FM7 PZ1 VR3 to reach No. 142, *DL4YE*: CN2AY, HAs 2TV 5KBP, LZ1s KPC KZS, RAEM, SP9KAJ, UA9DT, UC2KAD, UG6WU, YO3CZ, ZB2A, uses DX-100, long-wire and SP-600, *KL7CDP*: 1100 DX stations in 90 countries within seven weeks including CRs 6AI 6DK 7AB 7AG, DU6IV, IS1s FIC MM, JZ0PB, LX2GH, OD5LX, OQ5s CB DC, SV0WP (W3JTC), UP6s FF KAC, UG6AW, UH8BA, UI8KAA, UJ8AG, UL7s AB GN, Un1s AA AE, UO5s AA PK, UO2s AD AG AS AW KAB, VKs 9XT 0AB, VQs 2AB 4FM, VR2s DA CV, VSs 1GX 6DV, ZB1B, ZC4s BN JX, 3V8AB, 4X4s FA GC HH, 5A5TH, 9S4s CH CM, who said KL7s have it rough?

15 c.w. brings the zeroes into the act, especially *W0QGI*: HB1MX/FL, M1H, ZC5AL (60) for No. 186, 3V8AD, 4X4s FN FR IV, *K6GJD*: CT3AB, DU7SV, FF8AJ, IT1AI, KG1K, OA4AU, PJ2AJ, UA1s DZ KBB, UO2AS, VP7NAI, 4S7GE, now 60/45 on 50 watts to a 3-ef. twirler. *W9NLJ*: CE3II, FF8BZ, TF2WBU, UA3KWA, UC2KAB, VP8AI, ZB1BQ, ZC4JX, 4X4DR, *K9ECO*: OA1FM, UA1DH, UB5UW, *W8CSK*: WP4AJ, *W8GKB*: VS6DV, 4X4BX, 9S4CM, *W7DJU*: PY3AOF, heard the posse hunting down XW8AG with a vengeance around 18 GMT. *W7PEG*: OH3TE, *K61CS*: LU6DEC, *K6LEB*: DM2AEB, HA5AM, KR6AK, OA7I, OE3RE, OK1KTI, VK7KM/VK9, VS6 for 72/46, *K6OP*: reached the 100-mark by way of EA6AF, FO8AD, H18BE, PJ2ME, SV1AB, TF3KG, TI2DL, UAs 3AA 9KSA 0KBB 0KFC 0KGF 0SK, UB5WP, UP2AS, UO2KAA, YO3WL, YV5BZ, ZE5JA, HA UP2 ZC5, *W4JUL*: UO5AA (58) 20, *K4DRD*: FP8AA, OE5GR, SP2BK, YO3CA for 90/69, *K4ELG*: KG1JA, LA2NE, *K4HIG*: KL7WAF, *K4HQD*: JA6s CS (25) 23, RR (70) 16, OK1MB (20) 23 with ticket back in good standing, SP8CK, YQ8MS (30) 21, YU2DU, *K4IEX*: CN8JO, he on phone; *XG6CM* (80) 23, HI OK, Sint

HS1A and his senior junior on pad Bangkok's local QRM with 100 watts and a 15-over-20 rotary. Ken, a USAF major, expects to use s.s.b. extensively on 14 and 21 Mc. henceforth. That stack of outbound QSLs, not the first such shipment, attests to HS1A's immense popularity at DX points. (Photo via W7PHO)




Maarten, W3GRO; OK1KSR (110), SP6KBE (110), UA3KAH (108), all 18-19, K2PHC: ET2RH, IS1MAI, VQ3TL, ZE5JL, W1BDI; heard VP5BL (44) 0, ZB1DC (78) 23, W1FNP: JA1CO, SV0WR, UN1AB, UO2AS, VP3HAG, UB5 VP5 ZC5, KP4KD: EA0AC, OH2AA/Ø, PZ1AH, UG2CB, UF6AC, VP7NM, VQ6LQ, 5A2CO, UO5 for 222/213.

15 phone hit its annual depths but came through with enough DX desiderata to delight the faithful. First, W9NLJ: CT1CF, H18BE, 5A1TG, W8BFX: VP7BO, K8ANX: HH5DS, W7PEG: VS1HC, W6ZEN: GR5SP, W6ZZ: BV1US, HR1EZ, KV4BU (XYL of KV4BD), VKs 2AGX 3APM 3ZJ, VR6TC (244), ZK1BS, ZLs 1AE 1BE 1DE 2AIL 2AJQ 2MA 4HE 4KE 4KL for 133 countries on 15 meters; kottaways were KB6BE (377), HI7LMIQ (222), VS9A1 (159), K6OPI: GE2HX, CT1PW, EL2F, HP1RB, KA2KS, KR6s BN MD, OQ5BG, VK6RU, VP8 1HA 6LT, VR2s AZ BC, VSs 1FE 1JG 1HC 2DB 2DY 6CO, XE1s AX MO, ZK1AU, ZP5KK, "Get a nice Asian opening on 15 two or three times a week which helps some!" W4TFB: DU6V, MP4BCC, K4DRO: KG1HL, KW6CA, T18AU, K4HIG: VP5WS, ZL1CH, 5A2TZ, HI, K4HQD: GN2AK (240) 2, CR6BT (165) 22, CT1GE, HP1LB (350) 2, KV4BD (390) 4, OA5C (200) 3, VP7NB (210) 22, 4X4JT (215) 21, HR KW6, K4LEX: KV4BI (270) 2, T12s DLM 10, W5CQB/VE8 (300) 21, PJ2AX (350) 4, VP7s BL NV (260) 0, W3DDY: KA8RA, KX6AF, VK9HO, 9S4CM, KW6, heard one XU2CB of "piping", although XU now is Cambodian property, W1FNP: VK9 5A, KL7CDF: ZØPB, VSs 4JT 6DV, ON4KT: YN1s FV Mf, Ron Moss omitted his call but recounts contacts with HH3VC, HI7HL, KG1s CG KK, TF2WOK, YV5FH and other desirables.

15 Novice activity, or lack thereof, should be bolstered by a rising m.u.f. henceforth. Hot-season luck here and there, first KNØIKR: KH6AHQ, KZ5BE, KN5JCC: HR1VS, KH6CDI, PA0s FLX HP, PY1BDU, ZL1APM, now should be K5JCC, KN5HQE: JA6CX, VK3VJ, VP7NO, WP4AIU, has an Adventurer, S-40B and Reyco skywire, KN5HYB: CM8EM, PA0GF, PY3AOF, T12LA, WL7BYA, WP4AIT, Gs KH6 ZL, KN5TD: DU7SV, KV4BB, KX6BO, OA4AU, VP5 5CP 6LT, W9KLD/KL7, WH6CCL, XE1AX, ZS5KA, awaits his General passport to 20 meters, KN4MWB: EA7TA, GM3FGJ, KA8RA, VP5CM, WP4AJJ, YU3KS, 4X4JZ, this with AT-1, NC-88 and 7-Mc. doublet on one (21.140 kc.) crystal, W3NLAX: KP4KD, OK1KQ, PA0NV, CM G. KN2UPD: EI9J, GC2CNC, KH6SP, OKs 1MB 1KSR 1KTI 3DG 3EA, DX-pediter PX1FC, PY1RW, UF6AC, VK3AXX, WP4AJZ, YØ6AU, has FF8BZ and VP8CC staked out, KN1ACJ: EA1DD, ON4AC, YU3SG, WP4IHM, DJ/DLs on DX-35 and AR-3 combo. . . . The sharp Novice who gets his ticket about now and who really applies his talents to 21-Mc. DX for the next year or less stands a dandy chance to snag the first Novice DXCC on record. Fifteen-meter conditions may not be so good for years and years and years and years. Who'll make the odds?

10 phone slithered through the torrid months without blacking out completely and that's something. We find, at W8BFX: CX8CD, YV5EW, K8ANX: HP3DA, W6ZZ: KH6RS, ZLs 1AKW 1APM 3AY, K6OPI: the 12-watter of VK9BS, W4EJP: heard T12BX (600), YV5ABD (500), W4TFB: CT3AI, ZD1EO, ZD4CD/M (W1WBA/MM), W3ZKH: cracked the doldrums for GRs 6DA 9AII, EA0AC, FØ8AF, JA3AB, OX3LD, ST2DB, UB5KAB, VP5 4TS 5BH, VO3 3ES 5GC, VR2BC, YØ3VA, YU1FC, that ZM1BL, ZD1, made it 127 worked on 28-Mc. voice, watches for ten DXCC-clinching QSLs, hunts his stuff with a Viking II, NC-300 and 3-el. rotary, HK7LX: gives the equatorial angle with EA8BV, OQ5AZ, VO2NS, numerous ZSs. . . . Ten c.w. is kept alive by K2PHC: GD3FXN, W3ZKH: ZM1BL again, W4EJP: HK5BY (80) 14-15, K6OPI: assorted ZSs.

40 c.w. contended with what seemed to be the heaviest helping of thundershower activity in years, from coast to coast. But the gang persisted, coming out with several satisfying odds and ends, K9ELT: VP5BL (37) 3, W6CSK: WP4AIS, XE1KD, W7DJU: FK8AT, JA1AEA, KR6AK, VKs ZL, W7ULC: DU7SV (30), ZL1AFZ, FK8 KR6, heard DU7SV hook VU2RM, "Find best conditions are 1300-1500 GMT." K6KIV: pipeline to Japan, JA5 1AEO 1AGU 1JH 2AQ 20F 2UW 3MF 3ZP/3 9BY 9NN (all near low edge, some e.w. to phone), DU KR6 VK2, VK3s, heard taboed HI2AC, runs a DX-35, BC-455 surplus inhaler, doublet, K6LEB: FK8, K6SHJ: XE2LT (50) 9, VK, K6SRZ: KL7WAF, JA5, K4EYF: KZ5WU, KJ1MN: Has 5T2 8WZ, HR1HZ, KZ5s BB BC, OK1EV, XE1NE/1, YØ5KAI, W3MQY: FA9FQ (28) 1, T12DN, (8) (17) 0, LZ1KPB (38) 0, YØ5AU (20) 0-1, UA3KAW (16) 1 of Kaliningrad, heard EA0AC (10), W2JLB: VK7OM (12), DLs, W1FNP: to ZA1AA. . . . Forty Novice frequencies have up a few nuggets for the newcomers, W3SHLL: G6IL, most rare on 40 for various reasons, KN5HQE: WH6CFY, KN5JCC: XE1RR, KN6VXS:



Mogadishio's 15FL stirs up storms of competitive QRM on several phone DX bands. The XYL frequently pitches in to assist in providing Somalia DXCC credits to the persistent W/K/VE pack. (Photo via W9WHM)

JA1EF, WH6s BYG CBY CEA, WL7s BWD CEB CEE Eighty c.w. writhed painfully under its blanket of QRM for W1FNP: DJ2HC (also worked on 75), K4ELG: EI9J (4) 4, KZ5WU (20) 4, W7DJU: ZLs 1CI 3RQ/4 Now let's shake the static out of our ears and scrutinize the QSL situation.

Where:

Oceania — W6ZEN advises, "Have made arrangements with ZK2AB to handle all his QSLs. I would like to ask all W/Ks working him to send me self-addressed stamped envelopes with their calls thereon. ZK2AB will reply 100 per cent to all cards received by me, which information I will pass on to him via skeds. He will make out the cards and send them to me for relay." W6ZVQ handles QSL matters for ZK2AD, according to SCDXC's Bulletin, and this new Niue nifty is reported active on 20 around 0530 GMT. KC6UZ has mailed out over 1000 QSLs since January, 1954, but his tally of cards received barely exceeds the 500-mark. He has yet to score DXCC. Because of this QSL situation Carl usually side-steps contests and now restricts his DX activities to one evening per month. "From reports received from KCØ amateurs, as well as from a review of cards going through our bureau, numerous amateurs are indulging in wishful-QSOing or they are actually working bootleggers in other parts of the world. KC6UZ has received numerous QSL cards resulting from the usual pile-ups when some amateurs claim contacts though my log shows me working another station at the time. . . . If the call of a KC6 station you are working is not shown in your Call Book don't hesitate to cross-examine the station. If you are still suspicious, address an airmail inquiry to Director of Communications, Trust Territory Government, Truk, Eastern Carolines." "Was on Wake Island from March to July '39, 1956. If anybody missed out on a QSL from KW6CD I will reissue a card from my present Hawaiian QTH." That from KH6AFI whose address follows. Of the mill of W1DNU/KH6: "Due to the inadvertent destruction of my logs from March 1, 1956, to March 1 of this year, for automobile operation in the Far East and Hawaii I now find I am unable to QSL stations worked." Those still needing W4DNU/AM cards can contact Mac at the address that follows, giving full QSO particulars, and he'll do his best to recall QSOs for verification purposes. W4DNU/KH6 has this to say about ex-VR3E QSL considerations: "VR3E was short on materials when he made his first batch of photographic QSLs on Christmas Island. He was unable to treat the prints adequately and the first 300 have been found subject to severe fading. Anyone who received such an unsatisfactory QSL can drop Lester a line (to G3FYU) and a replacement of better quality will be sent immediately."

Africa — Via W1UED, REF makes it official that 3V8AD heads the Tunisia QSL bureau at P.O. Box 303, Tunis. Walt Snyder, on-the-ball QSL manager for the ET2ZS gang for some time, left Eritrea in favor of Germany where he hopes to land a DL label. "Twenty years ago I used the call K6DV in Hawaii where I was with the old 11th Signal Company of the Pineapple Division." Enthuses W6NTR: "For speedy Ghana QSLs orchids go to ZD4CM. Received my QSL airmail only seven days after QSO!"

Europe — G3AAE informs, "Between June 4th and 19th I was on vacation in Jersey, Channel Islands, and operated

as GC3AAE on 14-Mc. c.w. I contacted over 200 stations in 40 countries on all continents. Half the claps I worked had never QSO'd a GC before! All contacts will be confirmed via RSCB." . . . SM15WI, convalescing from a gall bladder operation, assisted W7DJU to secure SM1BJA's QSL for WASM purposes. . . . SWL Bill Rice at 4 Plain Dr., E. Hartford, Conn., still handles IZ1KPZ's QSL chores for this hemisphere and repeats his request that an IRC accompany each QSL. . . . W1MAN reports receipt of UR2AK's QSL via ISWL QSL Bureau, 86 Barringer Rd., London N.10, England.

Hereabouts — "I returned to the States from KG1AG last fall but I'm still receiving QSLs for that call. I may have missed some stations as I have been in quite a rush since getting back. I welcome inquiries and will QSL all bona-fide contacts." Ken's old KG1I suffix probably has been reassigned at least once since his return, one of this department's pet peeves, so 1957 KG1AG QSOs should be QSL'd elsewhere. Ex-KG1AG — this one, anyway — is former K4IWI and his QTH follows. . . . "Anyone who worked VP5BE, Turks, between January 19 and May 4, 1956, and who has not yet received a QSL may obtain same by QSLing Wm. G. Rust, W8QLF/1, at P.O. Box 981, Nantucket, Mass." . . . Regarding TI9CR's March-April Cocos venture, TI2IP advises: "All cards received to date have been answered. I have been taking care of the QSLs and there are a few which I have not sent out because the lists in the TI9CR logbook are somewhat confused. I would appreciate your making mention that those who have not received their deserved cards should reapply at the address of Radio Club of Costa Rica or directly to me." . . . HK7LX rushed out QSLs 100 per cent via air for his first 110 QSOs from Bucaramanga. We hope Edmundo's returns will be high enough to justify such a liberal QSL policy. . . . W1s BDI DBA WPO YNP, W2s HNJ IKG SUC, K2s IKS MGR OEA QXG, W3s GRO LMA MAC, W1s ANE HEJ, KHIX, W6s DZZ KG NTR PUY RLP, K6s GLC KZL W7PHO, W8FPR, W9CFT, K9COF, W0QGI, G2PL, SP6XA, K6GUZ, clubs ISWL, JDXRC, NNRG, NCDXC, SCDXC, WGDXC and M. Heins supply the following QTH roundup:

CN8FD, D. L. Thompson, 3150th Maint. Gp., Box 98, SAAMA(EUR), APO 30, New York, N. Y.
 CN8FV (to K46SD)
 CP1CJ, c/o U. S. Embassy, La Paz, Bolivia
 CR9AL, A. Rodrigues, Military Hospital, Macao
 DL4BH, Kaufbeuren ARC, 7331st WTGP MAP, APO 191, New York, N. Y.
 ex-DL4UF, D. Hamill, W9UNW, 4210 Wanetah Trail, Madison, Wisconsin
 MD2ALN, Box 686, Halle/Saale, East Germany
 BL1R, I. C. Rothnie, Box 36, Harbel, Liberia
 ET3PRS, Police Radio School, P. O. Box 621, Addis Ababa, Ethiopia
 ET3XY, Telecommunications Radio Club, P. O. Box 1017, Addis Ababa, Ethiopia
 FA8SD, Box 2, Cap Matifou, Algeria
 FK8AS, Box 151, Noumea, New Caledonia
 FM7WT, A. Meunier, P. O. Box 7, Lamentin, Martinique, F. W. I.
 GC3AAE (to G3AAE or via RSCB)
 HA5AP, I. Rostas, I. k. Hess A. ter. 5 sz., Budapest, Hungary
 HK4BO, Box 728, Medellin, Colombia
 HP2CC, P. O. Box 196, Colon, Republic of Panama
 ISFL, Fabio and Lia Martini, P. O. Box 217, Mogadiscio, Somalia
 KA2JE, 2713rd Whse. Sqdn., Box 703, APO 323, San Francisco, California
 K6CKG, K. R. Groote, Koror, Western Caroline Islands, T. T.
 ex-KG1AG (see text preceding)
 KG1FA (to W3ZZG)
 KG1HL, APO 121, New York, N. Y.
 KH6BX/KJ6, P. O. Box 84, APO 105, San Francisco, Calif.
 KL7CDF (W9KLD/KL7) (to W9KLD or via W9CFT)
 KP6AL (W7FNK/KP6) (to W7FNK or via KH6BA)
 KW6CB, G. R. LeCaille, Box 72, Wake Island
 ex-KW6CD, R. F. York, KH6AFI, 210 Alahee Rd., Honolulu 15, Hawaii, T. H.


KX6BV, C. W. Anderson, 1960th AACs Sqdn., FPO 824, San Francisco, Calif.
 KX6BW, Capt. W. J. Goldring, USN, FPO 824, San Francisco, California
 KZ5RF, R. F. Meaney, Box 735, Fort Kobbe, Canal Zone
 LA2JE/P (via NRRLL)
 LU5DEL, Box 6, Quilmes, So. Buenos Aires City, Argentina
 OA4BP, L. Schweiger, P. O. Box 538, Lima, Peru
 OK1AW, A. Weirauch, Mestec Kralove c. 9, Czechoslovakia
 OK1KGR, Lovosice, Czechoslovakia
 PJ2AX, C. G. Wilson, Box 710, Lago Colony, Aruba, N. W. I.
 PX1FC (via UBA)
 PY1BP, A. Teixeira, Rue Humaita 270, Rio de Janeiro, Brazil
 SP5LM/LA/P (via PZK)
 SV0WB/Rhodes, USCG Courier, WAGR-10, FPO, New York, N. Y.
 TA2AB, Box 38, Trabzon, Turkey
 TF2WBV (to W4JOS)
 TF2WBZ, APO 81, New York, N. Y.
 TF2WOK (to W8OK)
 TI2IO (ex-DL3IO) E. V. Hernandez, P. O. Box 4155, San Jose, Costa Rica
 UA4AG, Box 58, Stalingrad, U.S.S.R.
 UB5WF, V. Goncharsky, P. O. Box 41, Lvov, Ukrainian S.S.R.
 VE3AHU/SU/Gaza (to VE3AHU)
 VK7KM/VK9 (to VK7KM)
 VK9AJ (Les) 7 Greenstead Rd., Newby, Scarborough, Yorks., England
 VK9VM, P. O. Box 300, Rabaul, New Britain, T. N. G.
 VK9YT (via W8FOG)
 ex-VP5BE (see text preceding)
 VP6US, H. Wheeler, USN Mobile Construction Unit, Box 7, FPO, New York
 VP8BJ, Box 246, Port Stanley, Falkland Islands
 VP9CY, Box 275, Hamilton, Bermuda
 VQ4GQ, P. O. Box 30163, Nairobi, Kenya
 VQ6ST, Berbera, British Somaliland
 ex-VR3E (to G3FYW)
 VR4DW (via VR4JB)
 VR4JB, Box 49, Honiara, Guadalcanal, British Solomons
 VS4BA, Dick Hawkins, c/o P & T Dept., Simanggang, Sarawak via Singapore
 W4DNU/KH6, P. G. Roemer, FAW-2 Base Radio, Navy 14, FPO, San Francisco, Calif.
 W5COB/VE8 (to W5CQB)
 W9NLJ/VE1 (to W9NLJ)
 XE1YI, H. P. Villar, Calle Guillermo Prieto 107, Apto. 7, Col. San Rafael, Mexico, D. F., Mexico
 XE2TA, P. O. Box 846, Juarez, Mexico
 XW8AG, Renuf Maspimby, MIMF/GRL, Det. EM, Vientiane, Laos
 YN1FV, Box 1769, Managua, Nicaragua
 YN1MF (via YN1FV)
 ex-ZB1AJX, G. Stanton, 54 Lynford Way, Winchester, Hants., England
 ex-ZC4FB, Ted Ross, 18 Abbey Grove, Abbey Wood, London S. E. 2, England
 ZC4H (via ZC4IP)
 ZD2MFM, c/o DCA, Kano, Nigeria
 ZD4CM, M. Coleman, Box 100, Hahoe, Ghana
 ZK2AB (via W6ZEN)
 ZK2AD (via W6ZVQ)
 ZS8L (to ZE1JV)

Whence:

Oceania — An old favorite is back, gang! Next month WIA (Australia) invites world-wide participation in the 1957 VK/ZL DX Contest to be held (phone) 1000 GMT October 5th to 1000 October 6th, and (c.w.) October 12th-13th, same hours. VK/ZLs will work as many non-VK/ZLs as possible and, naturally, vice versa. The serial exchange is the usual five-digit (phone) and six-digit (c.w.) figure — RST001, RST002, etc., and your initial Test QSO can start with any number between RST001 and RST100. Scoring has changed somewhat: five points per contact, each station to be worked but once per hand, and fifty "bonus" points for each different VK/ZL call worked per band (ZLI



M1H, 28-year-old San Marino electronics engineer and teacher, currently panics the 14-Mc. c.w. crowd with a Geloso exciter driving 807s, a war-surplus receiver and a long-wire radiator. When jaded by intensive electromagnetic pursuits Aure relaxes in the sonic spectrum with some real cool jazz. (Photo via W8OHV and W0QGI)



T12HP contributes this photofactual sequence of goings-on last March and April when the Radio Club of Costa Rica activated TI9CR on rare Cocos Island. Participating TI2s LA and CAH collected 560 QSOs in 44 countries, including 218 phone and 156 c.w. contacts with the U. S. A. T12HP writes, "This expedition was organized in less than a week to take advantage of a very rare trip to the island which was made by a prospecting company. We regret that it could not be prolonged and that we did not have enough time to warn all appropriate journals so that more amateurs could have taken advantage of it." Humberto had hopes of hitting TI9 again last month but the odds are always long in Cocos plans. TI9CR opened fire on All Fool's Day, a cute psychological plot that fired the skeptics.



through ZL4: VK1 through VK8, excluding VK8). Log the date, GMT, band, call, and serials sent/received in that order, indicating contact and bonus points for each QSO in right-hand columns adjacent. Separate hand-sheets are not desired this year; keep your log in the normal chronological sequence of contacts. Attach a summary sheet bearing total claimed score, a brief station description and a signed declaration that rules have been observed. Entries postmarked no later than October 31, 1957, sent to Federal Contest Committee, WIA, Box 1234K, GPO, Adelaide, So. Aus., Australia, will be eligible for certificates of performance which will be awarded to the highest scorer in each country and in each U. S. call area. Here's the year's best chance to salt away key credits toward such Down Under awards as WAP, WAZL and WAVKCA. Good fishin'! VS4BA's new Simangang QTH is afflicted with d.c. mains but Dick is undaunted. "In June I loaded up my TX -- a 6AG7-6L6-807s combo -- into a 60-watt bulb. That lamp's filament just curled up on its toes. So I stretched a long-wire on the floor and CQd. That's how I raised my first W in years, and I hammed for two nights with gratifying reports from the antipodes. Now I'm making a cabinet, sprucing up the aerial and rigging for break-in. Right now I have but two crystals, both slapping on commercial f.s.k. stations. Tough luck!" W7PHO has it that VR4DW is about to joint VR4JB in expediting Solomons DXCC credits. The latter likes phone and c.w. on 14,200 and 14,080 kc., respectively. . . . The steady performance of ZC5RF's 60 watts and AR-88 impress K6LZI. Incidentally, it costs ZC5RF \$1.50 to ship one airmail letter to the U. S. A. . . . More from K6LZI's DX notebook: F08AQ, frequently found on 20 around 0830 GMT, runs 50 watts to a Window and receives with a venerable S22-R. Ray, a former French Navy non-com, is in charge of the port office and coastal radio on Raritua, Uturoa, 120 miles northwest of Tahiti. . . . Lines from YJ1DL, now back at Espiritu Santo after travels and a visit Stateside: "I'm extremely busy these days as chief op-technician at the government radio station here. Yet in spite of many and varied duties I cannot keep away from ham radio and find myself once again pounding out the call YJ1DL, chiefly on 14 Mc. I can often be found on 14,020 kc. around 1000-1040 GMT but my time is limited because I must run a large diesel engine for power." You probably know that Dave previously signed VK2DE, VK4DL and ZC3AB. . . . KX6ZB, ex-KC6ZB, worked 107 countries from the Marshalls and now is sweating out his last few DXCC QSLs in California. "Didn't manage WAS because Vermont and Delaware played hard to get." Pappy and XXL Dusty call your attention to the Second Far East Hamfest to be held in Guam come November. . . . KH6AFI and others halfheartedly seek info on one VR0A W2HMJ says F08AC returned to the air after a






At Pazardjik on Bulgaria's river Maritsa the LZ1KPZ gang holds forth. From left to right, front, we have operators Pavel, Jo and Luben; at rear are Lubo, Ray, Neiko, Angel, Ivan and Vello. Their club station features a home-made VFOd five-stage 150-watt, six- and seven-tube receivers, and various antennae for 10 through 80 meters. LZ1KPZ's co-op affair is typical of amateur radio in the Russian orbit where private at-home hamming is rarely encouraged. (Photo via Wm. Rice)



two-year QRT and now is living it up with a Viking I. Georgus gives W2HMJ to understand that FW8AA is off the air for lack of power source. . . . W6ZZZ's research reveals no previous amateur work from Jarvis Isle of the Line group. . . . Samoa is under heavy DXpeditionary attack with W6s HS OOU and K0DEX intending K86 operations around this time. W6ZEN adds that W6UOU has operational eyes on VR5 and ZM7, too. The SS Monterey DXursion of W6HS and XYL terminates on the 4th of this month after calls at Papeete, Auckland, Sydney, Suva, Pago Pago and Honolulu. Chas. lugged a handy HT-32, SX-101 and vertical skyhook along. . . . W6ZEN credits ZL1PA with prime assistance in getting ZK2AB back on DX bands. . . . Pacific Trust Territory notes courtesy KC6UZ: "KC6RK has returned to school in the mainland. Former colleague KC6JC recently graduated from Novice to General Class and will keep the Eldico on 20 phone. KC6NC, KX6s AK and AL have left these parts. KC6AB is Stateside-bound after four years on Ponape. KC6UZ plans to visit the U. S. after almost ten years of island-hopping in the Central and South Pacific. Upon his return the DX jads will find him on s.s.b. as well as a.m." KC6UZ likes c.w. work, too, but the rudeness of many pilers-up spoils his fun. Carl hints that the T.T. power limit of 600 watts may soon be relaxed to the full gallon. . . . Now from W4DNU/KH6: "Those who worked VR3E on 10 phone may appreciate the fact that he was using only the power supply of his Super Pro as a transmitter h.v. supply. Lester left Christmas in July, leaving

CR4AD of Sal ably represents the Cape Verde Islands, one of the more elusive entities on ARRL's DXCC Countries List. Hilario particularly likes 20 meters, phone and c.w. (Photo via W1QPN)



only VR3G in operation; VR3F departed some time ago. It is suspected that VR3G also will not be on Christmas much longer." W4DNU/KH6 tosses his vote in for some form of "carpetbagger's DXCC." Every place he sets up DX shop he reaches only the 90-country mark and then must off to new horizons. All told W4DNU has worked 178 different countries from such varied locales as Florida, Illinois, Hawaii and Japan. "I've gone stark raving mad just trying to complete one DXCC!" . . . Tantalizing skeeds observed by W6RLP and K6GLC: KG6IG on Chichi, W6FVK keying, working his dad, W6JLV, around 14,100 kc.; and VK0AB gassing regularly with VK2EG on 14,095 kc. just after 0900 GMT. . . . K2QXG, sort of magnetizing the alphabet soup, raised VK1s DO and DP on the same dead-band 20-meter c.w. CQ.

South America — Peru's RCP invites North and South American amateurs to participate in a Panamerican Contest to be held (phone and c.w.) between noon EST September 21st and midnight September 22nd. Object? Work as many North and South American stations as possible outside your own country once per band. For your first transmitted exchange send RST (or RS on phone) followed by any three digits. From then on transmit the last three digits received from the previous station worked. Phone and c.w. entries are to be considered separately, and all entries must record at least 20 QSOs and must include at least one QSO with a Peruvian station. Final score results from multiplying contacts by: the number of American republics worked (21 counting Alaska and the Canal Zone) plus the number of different bands used. Depending upon response, certifications of merit will be awarded to high scorers. To be eligible submit your log transcript within 20 days of the Test's conclusion to Radio Club Peruano, Contest Commission, Casilla 538, Lima, Peru. . . . *Reminder:* LABRE's annual world-wide DX test comes off September 7th-8th (c.w.) and 14th-15th (phone) as detailed here last month. Have fun! . . . CE3AG reports that the worst local storms in 25 years were responsible for the abandoning of sailing-raft *Tahiti-Nui* off Juan Fernandez isle in late May. A new raft is planned for return voyage from Peru to Tahiti á la *Kon-Tiki*. CE3AG's alert ham work is credited with saving the lives of all aboard. . . . G6ZO closes CE3ZO for return to England. . . . W4HKJ scheduled a summer trip through LU PY CX VPI and other areas south of the border.

Asia — From ex-YA1AM via WIRDV: "It certainly has been a ham's paradise here, and in closing down I wish to thank all the gang for many kindnesses. We arrive Los Angeles in mid-August and hope to make the ARRL National Convention in the Windy City on Labor Day week end. Then we must report for work in Washington on September 15th." HS1A tells K6GLC that wispy CR8BB (W5LAK) runs a mere six watts. . . . ZC4II returns to England next month after an enjoyable Asiatic DX spree. . . . 3W8AA, whose QSLs are handled by OK1FF, uses all the tricks in the book to lure W/Ks into taboo QSOs. Would Phn be so eager if the flood gates were down? . . . AJD No. 3 and WJDXC No. 1 for the U. S. A. are certifica-

(Continued on page 144)



Operating News



F. E. HANDY, WIBDI, Communications Mgr.
GEORGE HART, WINJM, Natl. Emerg. Coordinator
PHIL SIMMONS, W1ZDP, Asst. Comm. Mgr., C.W.

ROBERT L. WHITE, WIWPO, DXCC Awards
LILLIAN M. SALTER, W1ZJE, Administrative Aide
ELLEN WHITE, WIYYM, Asst. Comm. Mgr., Phone

Radio Clubs and Emergency Equipment.

Equipment-wise a 1956 survey disclosed that about 49 per cent of all affiliated clubs have club-owned emergency power units useful for Field Day or public service. In 70 per cent of the clubs individual members have gas-electric units, these averaging 2.4 per club. It is important that every active amateur licensee be ready to do his part and assist in using his amateur facilities and authorization in taking on communications radio responsibilities in any emergency, natural disaster or other. The average radio club can be described as having 32 members, 27 licensed, five interested but unlicensed persons, and 10 per cent of those licensed holding the Novice or Technician Class licenses. Our statistics also show 6.4 mobile-installations per club.

Looking for a possible shortage of equipment in some categories, we find plenty of home (fixed) stations and that the mobiles permitting us to ride around and push buttons and communicate are also reasonably plentiful. The unfilled emergency need in the equipment field seems to be for more hand-carried units of which but three per club were reported. To operate from battery supplies such as available by taking over or cannibalizing the nearest automobile for a battery (in dire emergency), we determined (from our figures) that there are available about 4.7 vibrapacks per club and 6.35 dynamotors in each club group. Multiply this by 100 active affiliated clubs and you have quite a showing of equipment. The fact that we have a successful Field Day demonstrates our know-how in making this equipment operate. The trend in U. S. A. operations has been to establish a thirty-watt class as the lowest power category in Field Days. The RSGB used to set up a *weight limit* for equipment categories although now the trend on the continent seems toward higher powers. But do we perhaps not need some hand-carried equipment category or ARRL Field Day credit for lightweight equipment that can be carried on one's person . . . into zones where automobiles cannot go?

The club sampling indicated about 12 operators per club in RACES plans and about 8.9 as the number of *station authorizations* covered in RACES plans in a given club's member-participation. FCC records of FCDA approved plans of course give a better idea of the number of station authorizations in the nation. At the end of last year the Federal Civil Defense Administration indicated 42 states as having approved state-level RACES plans; others are still in the

making. There are now over 500 such *local* plans officially approved and in operation.

Save Air Mail, Enclose Stamps. Many an American amateur writes us about the problem of getting the pasteboards (QSLs) from overseas stations. It may help all concerned if we consider this matter from the viewpoint of amateur operators overseas, especially from those so active as to receive a large volume of requests for QSLs. There's no question that "the QSL is the final courtesy of the QSO." This becomes a matter of each of us noting any way to make it easier to QSL. What little contribution to speed and convenience can we make to assist a fellow amateur on meeting the practical problems? KH6IJ (via W2SDB) in *Harmonics*, published by the South Jersey Radio Association, reports that keeping up with QSLs, especially when you make over 5000 contacts in one contest, seems futile. Many even expect him to answer every card by return mail. "If the fellows would only save their air mail stamps on their outgoing letter and enclose a stamp instead, they would get quick action," he writes. Going on with his letter, the bulletin relaying Katashi's remarks says, "While I try not to unduly encourage QSLs, apparently a contact automatically calls for a card when it is a new one. Only one card in each thirty received is now stamped . . . Please help. Tell them to enclose stamps." Where KH6IJ refers to stamps this can apply in US territories *only* of course, enclosure of *return postage* in other areas requires International Reply Coupons, available at U. S. post offices.

For DX, QSL Follow-ups. On the hard-to-get ones we are surprised that more amateurs interested in DX are not using the International Reply-Paid postal cards. These are available at your local U. S. post office, a double card to be sent with both halves joined. The reply half, pre-stamped and marked "Carte Postale Réponse" will be accepted in other countries for return, by surface means only, and without payment of additional postage. This of course is not as fancy as your personal imprinted card, but how can you lose at only 8¢? It necessitates no delay or load on the overworked QSL Bureaus. You know that your own address is complete and correct because you put it there. An exact blank form like the ARRL log form *can* be reproduced on the return part of such a double card, of course. The chances are that (from the rare ones) you are looking for reliable acceptable confirming-QSO information instead of exotic scenes or a display of color in the call letters.

NATIONAL CALLING AND EMERGENCY FREQUENCIES

3550	3875	7110	7250
14,050	14,225	21,050	21,400
28,100	29,640	50,550	145,350

Therefore you can use these IRP postal cards without *any* printing, *after* some six months or more have elapsed — and still no QSL.

As to the mailing of this follow-up or repeat card, be sure you include all data the original card carried as to the QSO that took place. Your earlier normal QSL may not ever have arrived, and this one will *require* a check-up in someone's log before he's going to respond to such a follow-up. And you will *not* want your attempt to be spurned as a spurious request! Both halves of the card we suggest should show spaces for the essential data. *Your* side filled out fully will assist the operator in locating the part of the log to be followed when he fills out the part to come back to you. *Both* station calls, the fact that a QSO is confirmed, the date and time it took place, the frequency, mode, signal report and the operator's signature should be on any such documentary proof sent back to you. These items are all more likely to be there if you take the trouble to stress the need or indicate by space provisions for specified information on the form to be sent back to you that all this information is desired.

The regular international reply coupons can be used in any letter sent overseas to prepay for the overseas amateur an ordinary surface-mail letter reply — which you hope will contain your QSL! Such single coupons cost 13¢ each at your local U. S. post office. They are good in all countries except Korea, so far as we know. The call-book's table of mail rates to different countries also gives an indication of how many international reply coupons are required to prepay an Air Mail reply.

Fall Season Announcements. Some of that good fall operating weather should be just around the corner as this *QST* arrives. We also hope to be meeting many of you at the ARRL National Convention at Chicago over the Labor Day week end. Returning home from that you and I will be set for on-the-air activities to make the best of the good September operating conditions. What we do through the medium of our stations is a key to our amateur progress. Don't forget that your SCM will welcome your monthly report of your station activities whatever frequency or group you work with. Your Section Net will give you a warm welcome. Holding down an ARRL station appointment such as the SCM can offer, if you rate it, or getting into spot activities, will increase your circle of ham friends. Accelerated communication results come from any taking part in organized amateur radio communications.

With things looking up for the best operating season ever in every amateur specialty let us try our equipment where possible in the special activities scheduled for September. (1) See the

announcement elsewhere in this issue for the ARRL Frequency Measuring Test, the evening of Sept. 18. If you have a BC-221 or LM-frequency meter or receiver with 100 kc. crystal and good calibration and stability, give this a whirl and see how well you can do. (2) Don't forget the Code Proficiency Qualifying Runs from W6OWP and WIAW . . . Sept. 5 and 17 respectively. (3) The W/VE Contest is put on by the Montreal Amateur Radio Club for dates of Sept. 28-29. We think you will find it interesting to try your hand. Send *them* your results (not us) per the notice of this activity elsewhere in this issue. (4) Try the Virginia Free-For-All QSO Party (rules this issue) the week end of Sept. 14-15. Here's plenty of inviting activity. Don't pass up these opportunities! For the *coming* months we also invite attention to the ARRL Activities Calendar. See you on the air!

— F. E. H.

A.R.R.L. ACTIVITIES CALENDAR

Sept. 5: CP Qualifying Run — W6OWP
 Sept. 17: CP Qualifying Run — WIAW
 Sept. 18: Frequency Measuring Test
 Sept. 21-22: V.H.F. QSO Party
 Oct. 2: CP Qualifying Run — W6OWP
 Oct. 12-13: Simulated Emergency Test
 Oct. 16: CP Qualifying Run — WIAW
 Oct. 19-20: CD QSO Party (c.w.)
 Oct. 26-27: CD QSO Party (phone)
 Nov. 7: CP Qualifying Run — W6OWP
 Nov. 9-10, 16-17: Sweepstakes
 Nov. 14: CP Qualifying Run — WIAW
 Dec. 4: CP Qualifying Run — W6OWP
 Dec. 20: CP Qualifying Run — WIAW

OTHER ACTIVITIES

Sept. 7-8: New York City-Long Island QSO Party, New York Radio Club (page 108, this issue).
 Sept. 7-8: LABRE DX Contest (c.w.), LABRE (page 74, August *QST*).
 Sept. 11-15: LABRE DX Contest (phone), LABRE (page 74, August *QST*).
 Sept. 11-15: Virginia Free-for-All QSO Party, WIKX (page 128, this issue).
 Sept. 21-22: Pan American Contest, Radio Club of Peru (page 74, this issue).
 Sept. 28-29: W/VE Contest, Montreal Amateur Radio Club (page 81, this issue).
 Oct. 5-6: VK/ZL DX Contest (phone), NZART and WIA (page 72, this issue).
 Oct. 12-13: VK/ZL DX Contest (c.w.), NZART and WIA (page 72, this issue).

The following lists date, name, and sponsor. Details will be presented in future issues of *QST*.

Oct. 5-6: Connecticut QSO Party, Connecticut Wireless Association.
 Nov. 1-2: RTTY Sweepstakes, RTTY Society of Southern California.
 Nov. 23-24: 21/28 Mc. Telephony Contest, RSGB.



One thing that is impossible to simulate in any hypothetical emergency is the chaos and consequent loss of efficiency which would be so definite a part of any real attack. In the Operation Alert just concluded, there was a tendency on the part of participating personnel, both communications and otherwise, to make the exercise a "picnic" as an outlet for humor, kidding, fun and jokes. It's all a big game of make-believe, and we try to hide our sheepishness at playing this kids' game by indulging in a little humor. Some of us (i.e., those who *are* kids) participate mainly for the enjoyment we get out of this aspect.

And why not? It is enough to simulate the situation itself without being asked to simulate the reactions that would result if the situation were real. We are communicators, not actors. Yet, in our analysis of results of simulated emergencies, especially those dealing with wholesale enemy attack, we ought to take these things into consideration. If fifty million people out of 150 million people were wiped out by the attack, this would mean that 50,000 amateurs were wiped out with them, and that our communications force, whatever its make-up, would be reduced by one third. Many of our facilities would have gone with them, reducing our capacity to communicate. Communicators left alive and able to perform would blanch at the reports of destruction and chaos poured in, would be excited, nervous, worrying about their loved ones and about their own safety. Some would, let's face it, desert. Would *you* stay on duty if you were separated from your family and had no knowledge of their whereabouts or their welfare? Those remaining would be overworked, overwrought, emotionally unstable, and would quickly reach the point of physical and mental collapse. Both the confusion and the traffic load would be multiplied at least tenfold over anything we have ever simulated. The real thing would very little resemble the most realistic test we have had. And yet we try to estimate the actual situation on the basis of tests and simulated attacks.

Speaking on the average, if the real thing came along we would need at least ten times the facilities, personnel, installations, supplies and channels that we now count on. For a long time, there would be no "routine" or "deferred" traffic. It would all be "urgent" and, under the pressure of officials desperately needing communications, circuit discipline would be worse, not better, than it always has been — a lot worse.

Usually, when someone starts talking as above, he prefaces it by saying: "I don't want to frighten you, but . . ." It seems to us that it's about time we start getting frightened, or at least looking at the situation realistically instead of wishfully. We are woefully unprepared, and this is mainly because, although everybody who thinks about it at all realizes it *could* happen, very few really believe that there is any likelihood of its happening. To those who are convinced that it will never happen (they hope), all this preparation is a waste of time, energy, and money. If it *should* happen, they will show up to offer their services and succeed only in adding to the confusion. Meanwhile, they exercise their right to sneer.

No immediate solution is suggested. What *is* suggested is that we face facts, and one of the facts is that our communications facilities in RACES are still a long, long distance from being in an adequate position to handle the emergency communications load that would be dropped on us in the event of enemy attack. We can and will continue to do what we can with what we have to do it with, and we can be proud of the fact that our results are probably closer to adequacy than those of most c.d. services, but let's not indulge in wishful thinking, fellows. Let's not kid ourselves.

W3CVE suggests that each emergency net take upon itself the responsibility of having one of its stations monitor the National Calling and Emergency Frequency at all times during any emergency. The frequency monitored

would normally be the one in the band which the emergency net is using. In this way, stations with traffic for the affected area would not need to know the frequency of the emergency net serving that area; they would simply call their traffic onto the NCEF. Such stations need not be in the emergency area, but should be capable of handling traffic to and from that area.

On April 11 a Navy plane out of Jacksonville Naval Air Station was reported missing somewhere in the Charleston/Savannah area. W5CQF, who lives next door to the missing flier's parents in New Orleans, on April 14 contacted the Charleston Navy Yard by amateur radio, which reported no information available. Later that evening W4NEK at Jacksonville was contacted, and one of the search pilots spoke directly to the missing flier's parents. Contact was maintained with W4NEK for 14 days, usually via relays since band conditions seldom permitted direct contact. Amateurs who participated in relaying included W2BGY, K4AAF, KP4DP, W2GBU, W1VP, W0TGL and W2EWL. — W5CQF.

Alabama's Azalea Emergency Net (AENG) was in operation on April 14 when floods threatened Mobile. NCS was W4QEE with K4EEH (EC) and K4JOK operating. Handling traffic for the Coast Guard, Red Cross and National Guard, the net was instrumental in the evacuation of 50 people ahead of the flood waters. Amateurs participating included W4s FBZ/m, LPJ/m YAJ WHW/m CSA/m IAX/m NU, K4s ESR BVG, W5HAL/m4. — W4TKL, SEC Ala.

Lubbock County (Texas) EC W5BFB reports amateurs in his organization were active in nine tornado and storm alerts in the period April 20 to May 31 involving roughly 46 operating hours and 1156 man hours of operation.

During the early May dry spells in the Northeast, many forest fires broke out, the most serious of which appear to have occurred in Eastern Massachusetts. Reports from W1BB, W1PST, W1ALP, W1IBE and W1KCR will supplement the information already provided by W1TZ in August QST (p. 80). Members of the Winthrop Emergency net reported for duty in Manchester, under the leadership of alternate radio officers W1DLY and W1DEL. Around-the-clock operation was maintained from Winthrop to Manchester, Beverly, Topsfield and other points by twelve amateurs, both from their own stations and field points. Operations at Manchester were conducted by W1DWY, radio officer for Beverly. The following additional Winthrop amateurs participated: W1s WLP CFJ JJI 100 IRV DPN EAJ BDU MQB YZN KN1AIQ/m. W1IBE sends, through W1ALP, an interesting report of his activities in this area. It seems that Area 1 of Mass. C.D. asked him and W1DWY to set up communications between Manchester and Topsfield, and they finally wound up atop the old WWZ tower 80 feet high, the only point from which they could contact Topsfield. Contact with the town hall of Manchester was then established through another 2 meter link. W1IBE was on duty atop the rotting tower for over six hours, and later went to Topsfield to help man that end of the circuit for another eight hours. The following additional amateurs were reported to have participated in fire activities from the Manchester area: W1s AR LLY NAD NDI EIQ RSY AQE ZGA YEP CQL ENS KTG JPS EZZ NAR ZAW DKS FTX NF DWY and K2UHU. W1PST reports that on May 9 he was requested to provide communications between Area 1 Sector 10 and the fire at Plymouth. W1VBC was activated and manned by W1s PST YZG and ABJ. W1s BAB TTS and KTJ provided the link to Topsfield on 10 meters. At Sector 1B in Plymouth W1s MME DXQ and CRO were mobile in the heart of the fire, keeping communications lines open with W1s NLJ MIO HSN ALP

NATIONAL RTTY CALLING AND WORKING FREQUENCIES

3620 kc.

7140 kc.

IPE and TZ. W1KCR reports that he relieved W1RJC at the police station in Plymouth and worked with W1EIF until W1MYE arrived to relieve the latter. W1GLF was operating from Kingston and at times from his mobile. W1LJH and BTL dropped in during the evening. W1KCR operated for 24 hours solid, with no sleep.

On the evening of May 14, greater Cleveland was visited by a violent windstorm with winds up to 90 m.p.h. Because of severe damage, civil defense in the western part of the city was alerted. When c.d. officials arrived at their headquarters they found the amateurs already there and in operation. The following amateurs participated: W8s AJH RUQ FKB HFE INO NGY OT OKI VM ZEU, K8AAG. — W8EAU, EC Cuyahoga Co., Ohio.

On the evening of May 20 a tornado storm system moved across Kansas into Missouri. Funnels wreaked damage on Ottawa, Spring Hill, Martin City, Hickman Mills and Ruskin Heights, the latter two suburbs of Kansas City. Working under the general control of W0RVC, the Heart of American Radio Club station at Kansas City Red Cross, 10-meter mobiles provided communications between the stricken area and Red Cross. Telephone communications were non-existent. W0MID in southern Kansas acted as net control for the mobiles, who were working with Red Cross disaster teams. Mobiles were also dispatched to various hospitals to provide for better routing of patients. Later, Red Cross centers were set up at the disaster area with a mobile assigned to each. K0AFW of Hickman Mills is reported to have been the first station in action. The Johnson County Radio Amateurs Club station W0ERI was set up at Johnson County Red Cross headquarters to provide communication with mobiles. This is the substance of a report of this emergency in *Midwest Cliz.*

Within less than an hour after the tornado struck Spring Hill, K0ESW/m and W0WJC/m arrived from Kansas City, assisted by KN0HWM. K0EOR arrived a few hours later, set up as a base station at the disaster center, and acted as NCS relaying instructions to the mobiles; he was assisted by KN0HYF. The amateurs aided the Sheriff's Patrol, the Highway Patrol, local police in controlling vehicular traffic, search parties, directing clean-up crews and providing communications between officials. Thanks to K0EOR for the report on details at Spring Hill.

During the afternoon of May 21, tornadoes struck several Missouri communities, with maximum damage at Freinont and Desloge. A group of six-meter mobiles was sent from St. Louis to set up relays to Desloge. First traffic from Desloge was originated at 1135, only two re-lays being required (although three were set up) until 0330 May 22, after which no relaying was necessary. Traffic was handled for the Red Cross and Weather Bureau. W0WEQ traveled between the three relay stations to help as needed. Relays were set up at High Ridge (W0NYF and K0LEK), Herculaneum (K0ABA), Flat River (W0THC and K0BVL) and Desloge (K0CRR and W0UWK). K0CVS aided K0DGG at the St. Louis terminus. The station at Flat River was finally set up as a fixed portable with a 100-watt linear amplifier. Operators were released by the Red Cross at 0940 May 22, at which time two telephone lines were in service to St. Louis. W0GPB furnished some initial information from Desloge. Other amateurs participating included W0s ODI CVS GEP PVS AUO CDA CPI GAG GPB LFE MRR NVH OMG PTC QMP RMX UXT YOR ZZI, K0s DCQ DGE, W0s BDW SBO AUU. Thanks to Missouri SCM W0CEP for this report.

On May 21 the Gadsden (Ala.) Emergency Net (AENH) went into emergency session to assist in communications connected with a lost boy in the local mountain area. Information was relayed by AENH to a local broadcast station for dissemination to the public and searchers without direct communication. When the lost child was located two hours later, the information was relayed from K43TO/m to K4AJK/m to K4BWR who phone patched this contact direct to the b.e. station. Also assisting were W4YPC W4DEQ and K4JMC. — W4TKL, SEC Ala.

When W9RUK heard a call for assistance from W2ZXM/mm on June 5, he made contact and was told

that the Flying Enterprise II had a sick seaman aboard with no doctor. W9RUK called a doctor friend at the (Glenview (Ill.) Naval Air Station and patched him to W2ZXM/mm, for consultation and diagnosis. The malady was diagnosed as penicillin allergic reaction and treatment was prescribed. The following day, when another contact was made, W2ZXM reported that the seaman was much better and would soon be up and around.

On June 29, a train wreck at Guthrie, Ky., alerted a number of Tennessee and Kentucky amateurs who were able to assist by providing information concerning the wreck and handling welfare traffic on 3980 kc. for a period of about 6 hours. Stations participating were W4s WIR CVM GEN PFP AYQ BMI AND WQT. W4WQT served as NCS and is proud of the fact that he did this with a 20-watt s.s.b. rig.

On July 5 EC W2GTI was called upon to assist in operations connected with dragging the Hudson River 16 miles south of Albany in search of a drowning victim. Communications were needed between ships and the Yacht Club pier from which operations were being conducted. W2FOO and K2EJV immediately proceeded to the scene in their mobiles, while K2MBF stood by as a base station for Albany. K2HQI, W2FEN and K2IIPM also readjusted their personal holiday plans in order to help. Continuous operation of the ship-to-pier and pier-to-base station circuit enabled keeping track of many search boats, food and gasoline requests, messages for the coroner, undertaker and, finally, the "mission accomplished" message to state police headquarters, which arrived by amateur radio several minutes before other facilities for its transmission were available. W2s DIF and LXP and K2s RDI and HVO also assisted. All equipment used was owned and operated by the AREC members. — W2GTI, EC Bethlehem, N. Y.

Twenty SECs submitted reports on May activities on behalf of 5647 AREC members. This is a slight increase over last year's record. Rhode Island reported for the first time this year, putting our total sections heard from at 32. So far, 13 sections have 100% reporting records for 1957. Mid-year summary next month. Other sections reporting for May: Ga., Minn., W. N. Y., N. M., Colo., E. Fla., Wis., San Joaquin Valley, NYC-LI, Santa Clara Valley, Mont., Maritime, Ont., Wash., So. Tex., Conn., Ore., Mo., Ala.

RACES News

Quite an extensive RACES-AREC program is being planned for the National Convention in Chicago over the Labor Day week end. See page 54, August QST for details.

Hope you can be there. RACES and the AREC will have a special room available, open during the entire convention, and no doubt we'll be hanging around there a lot, so be sure to drop over to say hello and to talk over your RACES problems with Jim McGregor from FCDA and yours truly. ARRL and FCDA are going to get together in person before the convention to map strategy, agree on what to disagree on, and in general get our signals straightened out; so if you're expecting to observe any fist fights from that quarter, you'll be disappointed. However, there should be plenty of fireworks from other sources. If present plans materialize, W1NJM/m will be on the air en route to the convention on Thursday, August 29 and Friday morning, August 30, on 80, 40, 20 or 10 meters, phone and/or c.w., so give a listen for us. See y'all in Chicago.

RACES news is scarce this month, probably because everybody is so busy with Operation Alert. If you have not yet sent us any information on your participation, it is now too late to do so if our plans to have the write-up in October QST have materialized. But send it anyway, in case the write-up has to be deferred a month (as it was last year). If we get it too late, we may still be able to summarize in this column. Don't forget to send us any pictures you may have taken.

BRASS POUNDERS LEAGUE

Winners of BPL Certificates for June traffic:

Call	Ortg.	Recd.	Rel.	Del.	Total
W7BA	29	1109	1089	39	2246
W3W1Q	151	981	971	71	2174
W2KEB	62	990	722	130	1904
W3CUL	199	837	724	43	1843
W0BDR	25	747	695	2	1469
W4FL	6	728	697	20	1451
W0SCA	5	580	562	2	1149
W0PZO	5	542	519	9	1075
W0CPI	11	510	483	27	1031
W7PGY	31	429	382	47	889
W0LGG	27	394	368	18	807
W9MAK	36	375	327	22	760
W5RCF	3	367	332	35	736
W9DO	22	334	331	25	712
W7AFF	9	346	345	1	701
W7VAZ	27	307	253	54	641
W0BLI	5	319	311	3	638
W6GYH	340	175	91	49	635
K7WAT	18	312	281	19	630
W9CNY	5	305	275	30	615
W0GAR	4	288	286	6	584
K6DYX	7	271	232	25	535
K2PHF	136	203	121	54	514
W2KFV	2	257	201	49	509
Late Report:					
W5TNE (May)	72	227	154	73	526

More-Than-One-Operator Stations

K5WAB	47	826	775	52	1700
K7FAE	48	613	633	28	1322
K0MCA	128	221	220	1	570

BPL for 100 or more *originations-plus-deliveries*:

K6GZ	301	W3TN	107	K2MMM	101
W9NZZ	164	K0CVD	107	Late Report:	
W8CSK	132	W0NIY	106	WIWTG (May)	125
W9JYO	121	W1FOA	105		
KN1BCS	109	K7FBN	103		

More-Than-One-Operator Stations

K9USN 192 K5FFB 103
BPL medallions (see Aug. 1954 *QST*, p. 64) have been awarded to the following amateurs since last month's listing: W2BNP, W4FPC, W4RLG, K5AEX, W5ESB, W6BPT, K6DYN, K6OZJ, W9HXR, VE3DPO.

The BPL is open to all amateurs in the United States, Canada, Cuba and U. S. possessions who report to their SCM a message total of 500 or more, or 100 or more originations-plus-deliveries for any calendar month. All messages must be handled on amateur frequencies within 48 hours of receipt, in standard ARRL form.

TRAFFIC TOPICS

Last year we promised to try to get the net directory out a little earlier. We still intend keeping that promise, but we need your help. The main reason we have not been able to produce it before the end of January in the past couple of years is that registrants do not send us their registration information in decent season. When you read this, if you have not yet re-registered your net (since August 1) for the fall season, how about sitting right down and doing so? Give us the following information:

(1) *Name of Net*. We want the *official name of the net*, not what you think it ought to be. If your net has no official name, how about adopting one? Remember that whatever name you adopt will appear on the list, so let's try to keep a semblance of dignity in order to impress, not simply to amuse.

(2) *Net designation*, if any. The set of letters which identify the net on the air or in conversation.

(3) *Frequency or frequencies*, in kc. If more than one frequency, be sure you line them up properly with days of operation.

(4) *Days*. Tell us *which days*, not how many. "Daily," for this listing, means *every day*, including both Saturday and Sunday.

(5) *Call of net manager*. The net manager is the amateur who organizes the net, arranges for NCS, conducts correspondence, etc. If these are different people, give us the call of the over-all boss.

(6) *Net starting time(s)*. Net ending time(s). If your net has no specific ending time, indicate it approximately. Use *standard* (not "daylight" or "local") time, or use GMT. Be sure to indicate your time zone by AST, EST, CST, MST or PST.

(7) *Direct coverage*. This is the coverage of your net by stations who actually report in, not including the coverage of nets or stations with whom regular liaison is maintained.

(8) *Purpose of net*. We are not interested in registering strictly social or ragchew nets. Indicate purpose as traffic, emergency or both. If neither, leave blank.

(9) *Starting date*. If a new net, the date it started. If a net recessed for the summer, indicate its fall starting date. If an old, continuously-operating net, the year it was founded.

(10) *Net control stations*. List them by call. They go on our mailing list to receive certain bulletins.

(11) *NTS?* Indicate whether net is an integral part of the ARRL National Traffic System. In other words, is this net represented in its NTS regional net in accordance with the NTS plan?

(12) *Liaisons*. We'd like to know the names (or designations) of nets with which regular traffic interchange is conducted.

(13) Call of the amateur who submitted this information.

We are making Form CD-85 net registration cards available through the medium of September LO Bulletin and the October CD Bulletin, as usual. These cards will be sent to anyone on request. Net Managers of record are receiving reminders to re-register their nets, as are all other persons who registered nets last year. Generally speaking, it is not possible for us to go through reports, bulletins or miscellaneous correspondence to ferret out registration information, so better make a special point to send us the information requested above.

First *QST* list will be in November *QST*; let's make it a big one. Supplementary lists will appear in the January, March and May issues. As soon as registrations appear to be complete, we'll compile the annual complete cross-indexed net directory. This year, we'd like to *close out* net registrations for the completed directory by November 1, so that the directory can start distribution by the end of that month. It's a worthy objective; whether or not it can be realized is pretty much up to you guys.

NET REGISTRATION

Name of Net.....

Net Designation..... Freq..... Days.....

Mgr..... Starts..... Ends..... ST

Direct coverage.....

Purpose of Net..... Starting date.....

NCS..... NTS?.....

Liaisons.....

This info submitted by.....
(Name and/or call)

CD-85 (Rev. 9/54)

The best way to register your net is to request a copy of this net registration form from ARRL, or to put this form on a postcard. It contains all the information we need on your net.

Important Note: registration of your net in our net directory gives you no special status as over an unregistered net. The net listing is for *information only*.

Going to the National Convention in Chicago over Labor Day week end? Art Swinfin, W9DO, and Jim Wilson, W9RUK, are cooking up an interesting traffic program. See details in August *QST*, p. 52. Hope to see you there.

Miscellaneous June reports: Dragg Net held 20 sessions, handled 1615 messages, checked in 386 stations. Interstate Sideband Net handled 481 messages, had 43 stations in an average session in an average time of 1:20. The Early Bird Transcontinental Net reports a traffic total of 428 in 29 sessions. North Texas-Oklahoma Net reports 30 sessions, 954 check-ins, 291 messages. Transcontinental Phone Net reports: 1st Call Area - 1171; Second Call Area - 939; 4th, 9th and 0th call areas - 875; Total - 2985.

National Traffic System. In NTS, net managers for section nets are appointed by the SCM concerned; this takes the matter nicely out of the hands of headquarters people. At regional, area and TCC levels, however, it's a different story. The rules and regs of the Communications Department require that NTS net managers at regional and area levels be appointed by the Communications Manager. Under certain procedural requirements, this responsibility has been delegated in almost *carte blanche* fashion to your NTS Manager.

We thought you might like to know just how we go about selecting appointees for these important posts.

First of all, we get a recommendation from the outgoing manager, if he has one. If we agree (and we usually do) that this is desirable, we then write that person to ask if he's interested, and if he will accept. This letter, although addressed to the prospective manager, is mailed to his SCM with instructions to re-mail it to the addressee if he approves the appointment. After all, the SCM knows the people in his section better than we do, and on occasion this procedure has prevented us from appointing some undesired amateurs; it has also caused delays and embarrassment. Anyway, after the SCM has indicated his approval by forwarding the letter, and the prospective manager agrees to tackle the job, we send him full particulars on exactly what is expected of him, plus whatever forms or other supplies he needs. After he has held down the job for a while, he gets a special hand-lettered certificate from headquarters.

In the event that no replacement for an outgoing manager is immediately available, the selection of one can be a time-consuming process. It is seldom easy to find the best combination of ability and willingness, and once in a while the former has to compromise with the latter. A regional or area net managership can be as hard or as easy as the man selected himself makes it. Most managers seem to feel that it is their job to take assignments as NCS or liaison stations when no one else is available. We don't look at it quite this way. The manager is the leader, the coordinator, not the man of all work. While it is all very well for him to set an example by taking a regular assignment himself, he is not expected to carry the full load, or even more than his fair share of it. We occasionally have an NTS manager who finds it unnecessary to take any regular assignments, who can thus devote himself entirely to seeing that the NCS and liaison rosters are full and to doing the necessary paper work. That this is a rarity is unfortunate, and is an indication that all is not as it should be.

Being an NTS net manager or TCC director can be rewarding in its own right, without paper recognition, although we do our best to provide this too. We would like to have a situation in which more traffic amateurs are not only willing but eager to take on such leadership roles and to express this eagerness without undue modesty when a managership is "up for grabs." We would like to see it a position to be sought after rather than to be avoided. And we would like to see their jobs made both easier and more enjoyable by their having plenty of willing operators to choose from to fill all NCS and liaison positions in operation of their nets. This is where you can help.

June reports:

Net	Sessions	Traffic	Rate	Average	Representation %
1RN	24	271	0.56	11.3	82.7 ¹
2RN	49	277	0.43	5.7	92.5
3RN	40	158	0.57	3.9	81.7
4RN	20	126	0.33	6.3	41.4 ¹
RN5	25	225	0.20	9.0	42.0
RN6	28	391	0.70	14.0	22.4 ¹
RN7	42	185	0.61	4.4	---
3RN	45	190	---	4.2	74.8
9RN	52	755	0.71	14.5	79.3
TEN	88	1367	---	15.5	58.9
ECN	9	27	---	3.0	77.8 ¹
EAN	21	716	1.28	34.0	94.4
CAN	29	1000	1.65	31.0	100
PAN	30	905	0.50	30.2	100
Sections ²	539	3515	---	6.5	---
TCC Eastern	40 ³	83	---	---	---
TCC Central	---	1446	---	---	---
TCC Pacific	131 ³	765	---	---	---
Total/Summary	1041	12402	CAN	9.7	CAN / PAN
Record	1041	12402	1.77	15.9	100

¹ Regional Net representation based on one session per night. Others are based on two or more sessions.

² Section nets reporting: GSN (Ga.); ILN (Ill.); CPN (Conn.); Iowa 75 Phone; QKS, QKS SS & QKN (Kans.); NTX (Texas); KYN & KPN (Ky.); NJN (N.J.); MSN (Minn.); WVN (W. Va.); AENB, AENP & AENT (Ala.); WSN (Wash.); S.D. 40 Phone & S.D. 75 Phone (S. Dak.); Tenn. CW; QMN (Mich.).

³ TCC functions reported, not counted as net sessions.

Note the 100% reporting reflected in the tabulation, due to conscientious reporting of two non-managers who knew the net data would not otherwise be reported.

Starting next month, the "rate" column will be calculated somewhat differently. In accordance with a proposal by W2ZRC, with which a majority of regional and area net managers seem to agree, in the future the "rate" will be the month's traffic total divided by the total number of minutes the net was in session that month. It is felt that this will give more significance to this column of the tabulation.

W2ZRC reports that 2RN is now holding its first daily session (at 1745 EST) on 7100 kc., to overcome local conditions; a 2RN certificate has been awarded to K2PIIF. W3UE is encouraged about activity on 3RN. W4AKC reports for 4RN in the continued absence of W4LAP from the scene. W5RCF and W4RLG reported for RN5 in the absence of an RN5 manager. RN7 is being troubled by conditions. W8DSX can't see why other net managers have no success with the 2130 regional session. Tornado weather washed out eight TEN sessions during June; note their resulting low traffic total. Poor conditions and vacations are taking their toll on ECN. Nice report from PAN manager K6DYX, who says that W6PLG has received his regional net certificate and gives some potent thoughts on NTS.

Transcontinental Corps. W3WG and W6KQD both reported on Form CD-133, so here are their data:

Area	Functions	% Successful	Traffic	Out-of-net Traffic
Eastern	39	84.6	365	83
Pacific	131	87.0	1528	765
Total	170	86.5	1893	848

The TCC roster: Eastern Area — W7s AW NJM BDI EMG, W7s HDW ZRC, W3WG, W4ZDB, W9CXY, W9DO; Central Area — W9s CXY DO JUJ, W7s BDR SCA LGG KJZ; Pacific Area — W6s ADB GIW VZT PLG YHM EOT RFW RPT IPW VPC HC, K6s CME DYX GZ ORT, W7s GMC UJL ZBO, W6KQD. These boys and gals are doing a terrific job.

FREQUENCY MEASURING TEST, SEPTEMBER 18

ARRL invites all amateurs to try their hand at frequency measuring. W1AW will transmit signals for this purpose starting at 9:30 P.M. EDT (6:30 P.M. PDT), Wednesday, September 18. The signals will consist of dashes interspersed with station identification. These will follow a general message sent to help listeners to locate the signals before the measurement transmission starts. The approximate frequencies used will be 3539, 7044 and 14,095 kc. About 4½ minutes will be allowed for measuring each frequency, with long dashes for measurement starting about 9:36 P.M. It is suggested that frequencies be measured in the order listed. Transmissions will be found within 5 or 10 kc. of the suggested frequencies.

At 12:30 A.M. EDT, September 19 (9:30 P.M. PDT, September 18), W1AW will transmit a second series of signals for the Frequency Measuring Test. Approximate frequencies used will be 3667, 7015 and 14,056 kc.

Individual reports on results will be sent to all amateurs who take part and submit entries. When the average accuracy reported shows error of less than 71.43 parts per million, or falls between 71.43 and 357.15 parts per million, participants will become eligible for appointment by SCMs as Class I or Class II OOs respectively.

This ARRL Frequency Measuring Test will be used to aid qualification of ARRL members as Class I and Class II observers. Present observers not demonstrating the requisite average accuracy will be reclassified appropriately until they demonstrate the above-stated minimum required accuracy. Class I and Class II OOs must participate in at least two FMTs each year to hold appointments. SCMs (see listing, page 6) invite applications for Class III and IV observer posts, good receiving equipment being the main requirement. All observers must make use of cooperative notices, reporting activity monthly through SCMs, to warrant continued holding of appointment.

Any amateur may submit measurements on one or all frequencies listed above. No entry consisting of a single measurement will be eligible for QST listing of top results. Listing will be based on over-all average accuracy.

CODE PROFICIENCY PROGRAM

Twice each month special transmissions are made to enable you to qualify for the ARRL Code Proficiency Certificate. The next qualifying run from WIAW will be made on September 17 at 2130 Eastern Daylight Saving Time. Identical texts will be sent simultaneously by automatic transmitters on 1885, 3555, 7080, 14,100, 21,010, 50,900 and 145,600 kc. The next qualifying run from W6OWP only will be transmitted on September 5 at 2100 PDST on 3590 and 7128 kc.

Any person can apply. Neither ARRL membership nor an amateur license is required. Send copies of all qualifying runs to ARRL for grading, stating the call of the station you copied. If you qualify at one of the six speeds transmitted, 10 through 35 w.p.m., you will receive a certificate. If your initial qualification is for a speed below 35 w.p.m., you may try later for endorsement stickers.

Code-Practice transmissions are made from WIAW each evening at 2130 EDST. Approximately 10 minutes' practice is given at each speed. References to texts used on several of the transmissions are given below. These make it possible to check your copy. For practice purposes, the order of words in each line of QST text sometimes is reversed. To improve your list, hook up your own key and buzzer or audio oscillator and attempt to send along with WIAW.

Date Subject of Practice Text from July QST

- Sept. 3: *Test Meters and How to Use Them*, p. 18
- Sept. 6: *A Saw-Tooth Crystal Calibrator*, p. 22
- Sept. 9: *Rule 11*, p. 27
- Sept. 12: *Simplified CRPI, DX Predictions*, p. 28
- Sept. 19: *1957 Notice Round-up Results*, p. 46
- Sept. 23: *Simplified Transmitter Control*, p. 39
- Sept. 26: *Operating Achievement Awards*, p. 50

WIAW SUMMER SCHEDULE

(All times given are Eastern Daylight Saving Time)
A printed local map showing how to get to WIAW from main highways or from the Hq. office will be sent to amateurs advising their intention to visit the station.

Operating-Visiting Hours:

Monday through Friday: 1300-0100 (following day).

Saturday: 1900-0230 (Sunday). Sunday: 1500-2230.

Exception: WIAW will be closed from 2230 Sept. 1 to 1300 Sept. 3 in observance of Labor Day.

Official ARRL Bulletin Schedule: Bulletins containing latest information on matters of general amateur interest are transmitted on regular schedules.

Frequencies (kc.):

C.w.: 1885, 3555, 7080, 14,100, 21,010, 50,900, 145,600.

Phone: 1885, 3915, 7255, 14,280, 21,330, 50,900, 145,600.

Times:

Sunday through Friday, 2000 by c.w., 2100 by phone.

Monday through Saturday, 2330 by phone, 2400 by c.w.

General Operation: Use the chart on page 86, May QST for determining times and frequencies for WIAW general contact with any amateur. Note that since the schedule is organized in EDST, the operation between 0000 and 0100 each day will fall in the evening of the previous day in western time zones.

Code-Proficiency Program: Practice transmissions at 15, 20, 25, 30 and 35 w.p.m. on Monday, Wednesday and Friday, and at 5, 7½, 10 and 13 w.p.m. on Sunday, Tuesday, Thursday and Saturday are made on the above-listed frequencies. Code practice starts at 2130 each day. Approximately 10 minutes' practice is given at each speed. On Sept. 17, Sept. 18, and Oct. 16, WIAW will transmit certificate qualifying runs and a frequency measuring test instead of the regular code practice.

DX CENTURY CLUB AWARDS

W1FH.....272	W6DZZ.....265	W6TT.....263	W9VIN.....192	EA1BC.....158	W4TAJ.....130
W6AM.....272	W6SYG.....265	G2PL.....263	W21JU.....190	PY5UG.....158	W8ZCK.....130
W8HGW.....271	W8NBK.....265	W5ASG.....262	K6CJQ.....190	G2BXP.....155	W0VIP.....130
W6ENW.....270	W3GHD.....264	W8KIA.....262	W6YMD.....185	Z56KK.....155	ON4TX.....130
W9NDA.....269	ZL2GX.....264	W3KTC.....262	CT1J8.....185	W8UMR.....151	K6EC.....128
W6MX.....267	W8RA.....262	W6RWJ.....262	W6UQJ.....183	KR6SC.....151	W4YK.....126
PY2CK.....266	W6CUQ.....263	W7AMX.....262	W5HDS.....182	W6OUN.....150	W4FNS.....124

Radiotelephone

PY2CK.....263	W8GZ.....247	W8RF.....241
VQ4ERR.....256	ZS6BW.....247	W3JNV.....241
W1FH.....251	CN8MM.....246	W6AM.....238
W8HGW.....251	W9NDA.....243	CX2CO.....236
	W9RBI.....242	

From June 15, to July 15, 1957 DXCC certificates and endorsements based on postwar contacts with 100-or-more countries have been issued by the ARRL Communications Department to the amateurs listed below.

NEW MEMBERS

W8VDJ.....200	I1ZQ.....111	W0OAQ.....102
VQ2DT.....188	W6VZQ.....109	ET2PA.....102
ZS6IX.....159	W4LHT.....108	W1WTF.....101
W6LBS.....148	G3SIV.....108	W4USQ.....101
CX1CX.....138	SM8RA.....108	K4H2L.....101
W2GDZ.....136	W5GNG.....108	W1OQA.....100
Z81OU.....127	G3HIW.....106	W5NXP.....100
G3GQS.....124	W1LJB.....105	K6AQP.....100
Z81RM.....120	G3IOR.....105	K6CEP.....100
W6PLK.....116	W8YPP.....104	W9ESD.....100
W4YHF.....115	W9WHY.....103	W9HZ.....100
W9YHO.....112	OH31O.....103	W9POC.....100
GM5RH.....112		G2NR.....100

Radiotelephone

W9UAS.....195	HK3PC.....103	W5JCY.....101
VQ2DT.....183	W7YAM.....102	W7DND.....101
ZP5EC.....126	W8JXM.....102	I1HEM.....101
W1NBI.....116	W9YRO.....102	VE1DR.....101
W9YSX.....111	CT1DU.....102	K2BZT.....100
W5JUE.....105	G3HRO.....102	W5GNG.....100
W6BJU.....105	GM3BCU.....102	W5NXP.....100
F8SRJ.....105	I1BFS.....102	W6NOT.....100
W5RNG.....104		YNIRA.....100

ENDORSEMENTS

W6SAI.....260	I17CD.....222	EA2CA.....201
W6VFR.....260	G3DO.....221	FM7QY.....201
CN8MM.....250	W7GXA.....220	W2REF.....200
W2JT.....246	W9QLH.....216	W5LGS.....200
W5EGK.....241	W6WO.....203	DL7AH.....200
W2GT.....233	W6LN.....202	ON4PA.....199
W9DHC.....227	W7HLE.....202	W5JBT.....199
W0QVZ.....222	W9PNR.....201	K2BZT.....196

W6QNA.....180	EA9AP.....144	K2JYH.....120
W6YQA.....180	W6STX.....141	W4PTX.....120
W6TGC.....180	W6YMH.....141	K6YJX.....120
F9RM.....177	G8QJ.....141	W9ZTF.....120
VK3YL.....174	SM7AKG.....141	GM3BCU.....120
H89QU.....172	VK5QR.....141	ZD2DCP.....120
W4NBV.....170	W1WAI.....140	K5ADQ.....113
W9JUV.....170	W6LTX.....140	W6VN.....113
VQ1DX.....170	W7GHB.....140	W5YEU.....111
W6NHA.....169	K16BW.....140	W5QVZ.....111
W2GTI.....162	VE1EK.....140	HK3PC.....111
W6KBC.....161	Y5VFK.....140	VE5GF.....111
DL1YA.....161	W3W8F.....139	W2FXA.....110
DL3RK.....161	VE7AH.....136	W2PDB.....110
PY7G.....161	W4PFI.....135	W3BQA.....110
W2FBS.....160	DU78V.....134	W3NQC.....110
W4JBC.....160	J1AAG.....132	W5DRF.....110
W9NN.....160	4X4CT.....131	W7NRB.....110
G6GH.....160	W3KPO.....130	W8ONA.....110
PY4AJD.....160	W4AVY.....130	W9MPX.....110

Radiotelephone

W1JXC.....230	F8LE.....170	EA9AR.....135
W8KML.....227	PY2JU.....170	VE7AH.....135
G2PL.....224	W4PFS.....160	W2PHI.....134
W6VDJ.....220	W0HX.....160	W7PHO.....133
EA2CA.....200	G2AEP.....153	UK2DB.....133
Y5VEC.....190	PY7VG.....153	W3BUX.....130
W9QLH.....189	PY1AGP.....152	W3BYL.....130
W1PST.....180	E1ZW.....149	W0PQJ.....124
W2JTT.....179	W6CLS.....145	W1JNM.....112
W4NFE.....179	CX3BH.....143	W5RHW.....110
DL3IR.....174	I1GZ.....141	YV5BS.....110

W/VE/VO Call area and Continental Leaders

W2AGW.....261	VE3QD.....210	VE7GI.....224
W4TM.....255	VE4XO.....118	VE8AW.....191
W6AIW.....252	VE5QZ.....140	VO6RP.....190
W1HIG.....164	VE6VK.....164	VS6BW.....251
VE2WV.....192		4X4RE.....222

Radiotelephone

W2BXA.....207	W0AIW.....231	VE7ZM.....178
W4HA.....212	VE1CR.....122	Z1ZGX.....227
W5BGP.....222	VE2GQ.....130	OD5AB.....180
W7HIA.....189	VE3FV.....163	EA2CQ.....230
	VE6NX.....101	

• All operating amateurs are invited to report to the SCM on the first of each month, covering station activities for the preceding month. Radio Club news is also desired by SCMs for inclusion in these columns. The addresses of all SCMs will be found on page 6.

ATLANTIC DIVISION

EASTERN PENNSYLVANIA—SCM, Clarence Snyder, W3PYF—RM: YAZ, PAM: TEJ, EPA nets: 3850, 3610, 3915 and 3997 kc. This will be my last column. Pressure of my work has made it impossible for me to give this job as your SCM the time necessary and your new SCM, Dick Mesirov, JNQ, will succeed me following this month. To all the members of the EPA organization, I would like to express my sincerest thanks for the fine cooperation achieved in this section during the past 25 months. To the club secretaries and the club newspaper editors who were kind enough to put me on their mailing lists, I say "thank you." To those of you who have had difficulty in getting correspondence from me, I want to express my apologies. I have been traveling from coast to coast and my time at home has been extremely limited. If nothing else, I think that the cooperation between the c.w. and phone nets has increased to a point where there is no more animosity and many appointees are members of both section nets, making liaison extremely easy. UQJ reports two new stations on 50 Mc. in the York Area: K3AVF and HXB. The Harrisburg Amateur Radio Club's new officers are BQA, pres.; VDA, vice-pres.; RPG, secy.; and ADE, treas. PNL has a new 10-meter ground plane. IM did the art work for the July issue of Philmont's *Blurb*. KN3ATV is an active member of the Wilkes Barre Post of the Ground Observer Corps with 250 hours to his credit. WJY is operating portable all summer at Lake Harmony. New officers of the Pocono Amateur Radio Klub are LLR, vice-pres.; GHV, vice-pres.; KN3KCZ, secy.; and MDO, treas. JNQ tested this reaction to poison ivy during Field Day. The reaction—positive. CUL has a 7-day-per-week sked with the West Coast. She has summer skeds into 31 states daily. YZI has an AT-1 and an HQ-100 into a dipole on the air in the Camp Hill Area. NNT has resigned as Section Emergency Coordinator. Our thanks to Doug for an FB job over the past two years. Again, thank you for your fine cooperation and I hope to meet many of you in the future, either on the air or in person. Traffic: W3CUL, 1843; TEJ 145, HFF 125, YAZ 27, EPL 24, PYF 23, OGD 22, EPL 21, AXA 17, DJL 14, AMC 12, NOB 10, KN3AFW 6, W3WQL 6, PLY 4, UNQ 4, KFT 3, BNR 2, EMH 2, NF 2.

MARYLAND-DELAWARE-DISTRICT OF COLUMBIA—SCM, Louis T. Craneberger, W3TCR—SEC: PKC, Section Nets: MDD 3650 kc. M-S 1915 EDT, MEPN 3820 kc. MWF 1830 SS 1300 EDT. New appointments: DQZ, Asst. SCM for Delaware; DXA, EC Baltimore County. The Foundation of Federated Radio Clubs was formed in Washington to be a perpetual organization in the 1958 ARRL National Convention the first task. New officers of the BARCS are PKC, pres.; MAZ, vice-pres.; BKT, secy.; and YZI, treas. The Kent County Amateur Radio Club elected WNSHZH, pres.; SPL, vice-pres.; ENN, secy.; and ZNF, treas. The Takoma Amateur Radio Club's new officers are TXC, pres.; SSB, vice-pres.; UYC, secy.-treas. The Aro ARC took to the West Virginia hills for the V.H.F. Contest, as did NRLARC and the National Capital V.H.F. Society. KLA advises that all those who worked PGA/8 will be sent a special QSL on request. YHI was guest speaker of the National V.H.F. Society on June 28 and he spoke on v.h.f. s.s.b. Jack is headed for DL-Land soon and s.s.b. on 144 Mc. is new over there. Field Day indications are that the MDD clubs were out in force. The RCARA had 10 operating positions at the Gaithersburg Fair Grounds. The OMN-designed 4-over-4 on 10 meters gave a good accounting of itself. The CSRC, operating from White Oak, worked Plymouth, Mass., on 2 meters using a Communicator and an eight-element beam. AARC, AFM, operated at the Pimlico

Airfield. The furthest message (FD) was received from JHV/2, Scotch Plains, N. J. EAW, only 17, received first prize at the Baltimore Science Fair, earning a trip to the Fair held at San Francisco. 4EKO/3, Havre de Grace, now is in basic training at Ft. Knox and hopes to be a station at APG upon completion. 5RVT, one of the jr. operators at WV, is operating on the Great Lakes for the season while working as a radio officer. CDQ is traveling in EA2-, EA5-, EA6-, 11- and HB9-Land. VOS has moved the two-element 15-meter beam to the place of the three-element 20-meter beam that has done so well in recent contests. BUD is building a new home in St. Mary's County. TOM has left the Elkton Area for the West Coast. OJU now has 48 on 6 meters. KMY regularly skeds BQJ and BWU in Pittsburgh on 6 meters. GNQ sold the DX-100 and is joining the s.s.b. gang with a 20A. EHJ, operating on 2 meters from his summer place in lower St. Mary's County, worked AAY, VNF and UCR for his first contact with a beam (eight elements) only 10 feet off the ground and the Communicator operating in the car. IPO has moved into a new home in Riverdale and now has a 75-meter antenna, plus a two-element 10 over a two-element 15 in place. KDV is the new secretary of the MEPN. JNF is mobile on 6 meters. KN3ANF received his ticket in Baltimore and is operating 80- and 40-meter c.w. until the General Class license is earned. QTC added N.D. for 41 on 6 meters. WN3JFF is moving to Buffalo, N. Y. A new Baltimore net on 6 meters is the Peach Basket Net, which meets on 50.25 Mc. at 2000 Wed. and 1000 Sun. 4CTZ was winner of the Gonet 6-meter Linear and CNG and ALP tied for first mobiles at the MEPN picnic. Traffic: W3UE 303, TN 149, WV 140, P2W 115, PQ 105, K3WBV 86, W3EUC 85, RV 65, UCR 48, AHQ 36, FAP 18, BUD 4, OYX 4.

SOUTHERN NEW JERSEY—SCM, Herbert C. Brooks, K2BG—SEC: YRW, PAM: ZI. Field Day was a big success throughout the section, with a big increase in AREC-RACES operators participating. Field Day messages were received from Hamilton Twp. Radio Assn., DVRA, SJRA, Salem County Radio Club and IQ/2 in Moorestown. The Burlington Co. Radio Club also took part from the QTH of GOK. Sorry to hear that K2PTJ has had extensive damage to his tower and beam. Fred is OPS and OBS. The Jersey Phone and Traffic Net held its 2nd annual picnic at "Wireless Hill." RG has been appointed to represent New Jersey in the Region 1 C.D. Net. K2SOL, recently appointed OPS, is NC Tue. night on the J.J. Phone Net. The Maple Shade C.D. Headquarters has a roster of ten operators, headed by KHW. The SJRA meets the 4th Thurs. in the Erlton Fire Hall. Gil Crossley, Atlantic Division Director, was the guest of SJRA at its June meeting. K2KTS is doing a fine job at the Delaware Twp. High School helping prospective operators get their licenses. PAU has written a fine article to help hidden transmitter hunters. Burlington Co. has a very active "ham" family in K2VDX Helen. KN2VDY Pat and their dad, KN2VDW. The Southern Co. Amateur Radio Assn. meets at the Atlantic City Naval Air Station. YRW is vacationing in Cape May Co. K2CPR is heard again this year from FP8AA, St. Pierre Island, OUY, Erlton, is ex-8RUM, 4FIQ and VP7NX. W2KHIW, K2KPF and K2BG attended the Mercer Co. C.D. meeting in June. W2HX is Radio Officer and SVV is EC. Traffic: W2HDW 149, K2MUE 131, JGU 86, W2RG 54, ZI 33, K2SOL 26, PGC 20, W2BZJ 14, K2HPV 1.

WESTERN NEW YORK—SCM, Charles T. Hansen, K2HUK—SEC: UTH/PRL, RMs: RUF and ZRC. PAMs: TFP and NAL. NYS C.W. meets on 3615 kc. at 1800, ESS on 3590 kc. at 1800, NSV Phone on 3925 kc. at 1800, TAR on 3570 kc. at 1700, NYS C.D. on 3509.5 and 3993 kc. at 0900 Sun., TCPN 2nd Call Area on 3970 kc. at 1900, SRFN on 3980 kc. at 1000, LSN on 3970 kc. at 1600. Erie County really came alive on 2 meters after forty Gonet Communicators were passed around to the gang in civil defense. At least ninety stations have crystals for the calling frequency at 145.410 Mc. and the frequency is almost continuously monitored. K2HUK has a fifteen-element long Yagi on 2 meters and is looking for contacts. K2DXV has a new receiver and a 40-meter Zepp. He worked 43 countries in June. UTH spent his vacation with 9HDV. K2s WZT and TLP lost the big "N." EMW is building a new receiver with better selectivity to pick out the rare DX. K2LJU is building a 2E26 rig for 2 meters, also a ten-

(Continued on page 96)

Let's Look at Transistors

TRANSISTORS have been with us for quite a few years, but it is only recently that amateur equipment employing them has begun to appear. It would be difficult to name any other device of comparable value which has taken so long to become established in the amateur field. As a rule the amateurs pioneer with every new gadget which comes along, but Transistors have been largely left to government military applications and the hearing-aid people.

THERE is good reason for some of this delay because earlier Transistors would not operate on amateur R.F. frequencies. Then, too, their cost was prohibitive. Today, this situation is changing rapidly. It is now possible to purchase Transistors effective up to 30 megacycles which are moderately priced. This fall we can expect to see a number of completely transistorized units and they will be every bit as elaborate as any communications receiver now on the market.

A FEW amateurs have been experimenting with Transistors in fairly simple circuits for some time, but we can look for a big increase in this activity as Transistors become more generally understood. It is necessary to keep in mind that the Transistor is not a direct replacement for the vacuum tube since the vacuum tube is a high impedance, voltage amplifying device, whereas the Transistor is current operated and has a low impedance input circuit. In redesigning vacuum tube circuits to operate with Transistors the input impedance must be kept low.

ELSEWHERE in this issue you will find an announcement of some new Hallicrafters FPM equipment. By employing Transistors properly it has been possible to keep the size and weight to a minimum while maintaining a very high standard of performance.

Very 73,

— CY READ, W9AA

Bevelballigan Jr.

W. J. Halligan W9AC

for **hallicrafters**

W/VE Contest

September 28-29

It's going to be Canada vs. U. S. A. again in this on-the-air funfest which comes about annually via the good graces of the Montreal Amateur Radio Club. W/K amateurs will swap contest exchanges with Canadians in all the provinces and territories, while the VE/VO contingent goes after U. S. A. hamdom with no holds barred. Call CQ W or CQ VE, depending on whether you're north or south of the border. When contact results, send this information: a QSO serial number, your call, an RST report, your ARRL Section. Obtain the same data from the station worked and then move on for more contacts.

Gordy Webster, VE2BB, MARC Contest Chairman, advises that the Contest Committee is ready and eager to be deluged by logs. Activity from Prince Edward Island — that rare nugget required for WAVE — is anticipated. And what better time to meet new friends across the border and give the equipment a dry run before the SS and other fall activities. Look over the simple rules below and get set for a week end loaded with operating fun.

Rules

1) Any single-operator station located in the ARRL Sections as listed on page 6 is eligible to participate.

2) All contacts must be made during the contest period from 6:00 P.M. EST, Sept. 28 to 11:59 P.M. EST, Sept. 29, with a total of no more than 20 hours operating time for each entry. Times on and off the air must be clearly shown in the contest log.

3) Messages containing the following information must be exchanged and be fully recorded in the contest log: (1) number of contact, (2) your call, (3) RST report, (4) ARRL Section. Example: NR 1 W1ZZZ 579 Vermont.

4) Scoring: Count one point for each exchange sent and acknowledged, and one point for each exchange received. A station may be worked once on c.w. and once on phone in each band. VE/VO stations will multiply their total points by the number of U. S. A. ARRL Sections worked, and by the appropriate power multiplier listed below. W K stations will multiply their total points by the number of Canadian areas (maximum of nine; VE through 18 plus VO), then by 7.22 (65 U. S. A. Sections, 9 Canadian), then by the appropriate power multiplier, and then by a 2.5 provisional multiplier (based on the ratio of W K to VE VO logs received last year). All stations using power inputs of 30 watts or less will receive a power multiplier of 2, and stations using from 30 to 100 watts will receive one of 1.5.

5) Multioperator stations are not eligible to compete.

6) Each entry must be accompanied by the following declaration: "I hereby state that my station was operated strictly in accordance with the rules of the contest and governmental radio regulations, and I agree that the decision of the Contest Committee of the Montreal Amateur Radio Club, Inc., shall be final in all cases of dispute."

7) All entries, postmarked no later than midnight, October 13, 1957, are to be sent to Gordy Webster, VE2BB, Contest Chairman, 69 Pine Beach Blvd., Dorval, Quebec, Canada. Entries become the property of the Montreal Amateur Radio Club.

FEEDBACK

In the article on the Alert Alarm in the August issue, an error appears in the circuit diagram of Fig. 1, page 19. The arm of R_2 should be connected to the bottom end of R_3 instead of to the switch. The stationary contact of S_1 should then be connected to the top end of R_2 .

V.H.F. QSO Party

September 21-22

The month of September marks open season for v.h.f. contacts in another ARRL V.H.F. QSO Party, scheduled from 2:00 P.M. local standard time Saturday, September 21, until 11:00 P.M. local standard time Sunday, September 22. All amateurs able to work any band or bands above 50 Mc. are invited to try out new antennas and equipment and make new v.h.f. acquaintances in the contest.

Call "CQ V.H.F. QSO Party" or "CQ Contest" to raise under participants, and then exchange names of ARRL Sections (as shown on page 6). Rules 4 and 5 explain details on how to figure your score.

A certificate will be awarded to the top scorer in each ARRL Section, and special certificate recognition will also go to Novice, Technician, and multioperator stations (see rule 7).

After the contest, send a copy of your log, in the form shown on page 48 of last June QST, to ARRL, or write now for free log forms, available upon request.

Rules

1) The contest starts at 2:00 P.M. Local Standard Time, Saturday, September 21, and ends at 11:00 P.M. Local Standard Time, Sunday, September 22. All claimed contacts must fall within this period and must be on authorized amateur frequencies above 50 Mc., using permitted modes of operation.

2) Name-of-section exchanges must be acknowledged by both operators before either may claim contact point(s). A one-way exchange, confirmed, does not count; there is no fractional breakdown of the 1-, 2- or 3-point units.

3) Fixed-, portable- or mobile-station operation under one call, from one location only, is permitted. A transmitter used to contact one or more stations may not be used subsequently under more than one other call during the contest period.

4) Scoring: 1 point for completed two-way section exchanges on 50 or 144 Mc.; 2 points for such exchanges on 220 or 420 Mc.; 3 points for such exchanges on the higher v.h.f. bands. The sum of these points will be multiplied by the number of different ARRL sections worked per band; i.e., those with which at least one point has been earned. Reworking sections on additional bands for extra section credits is permitted. Cross-band work does not count. Contacts with aircraft mobile stations cannot be counted for section multipliers.

5) A contact per band may be counted for each station worked. Example: W2TBD (S.N.J.) works W1PIR (Conn.) on 50, 144 and 220 Mc. for complete exchanges. This gives W2TBD 4 points (1 + 1 + 2) and also 3 section-multiplier credits. (If W2TBD contacts other Connecticut stations on these bands, they do not add to his section multiplier but they do pay off in additional contact points.)

6) Each section multiplier requires completed exchanges with at least one station. The same section can provide another multiplier point only when contacted on a new v.h.f. band.

7) Awards: A certificate will be awarded to the high-scoring single-operator station in each ARRL section. In addition, the high-scoring multiple-operator station will receive a certificate in each section from which three or more valid multiple-operator entries are received. Certificates will also be given to the top Novice and Technician in each section where three or more such licensees submit logs. Award Committee decisions will be final.

8) Reports must be postmarked no later than October 9, 1957, to be eligible for awards. See the sample log on page 48, last June QST for correct form, or a message to Headquarters will bring printed blanks for your convenience.

CHOOSE YOUR POWER...

VIKING "ADVENTURER"—Compact, completely self-contained 50 watt CW transmitter. Bandswitching 80 through 10 meters—operates by crystal or external VFO. With tubes, less crystals and key.

Cat. No. 240-181-1 Kit \$54.95 Amateur Net

VIKING "RANGER"—75 watts CW input, 65 watts phone. May be used as an RF and audio exciter. Bandswitching 160 through 10 meters. Built in VFO or crystal control. With tubes, less crystals, key and microphone.

Cat. No. 240-161-1 Kit \$229.50 Amateur Net

Cat. No. 240-161-2 Wired \$329.50 Amateur Net

VIKING "VALIANT"—275 watts input CW and SSB (P.E.P. input with auxiliary SSB exciter) . . . 200 watts phone. Bandswitching 160 through 10 meters—operates by built-in VFO or crystal control. With tubes, less crystals, key and microphone.


Cat. No. 240-104-1 Kit . . . \$349.50 Amateur Net

Cat. No. 240-104-2 Wired \$439.50 Amateur Net

VIKING "FIVE HUNDRED"—600 watts CW . . . 500 watts phone and SSB. (P.E.P. input with auxiliary SSB exciter.) Compact RF unit designed for desk-top operation—power supply/modulator unit fits most anywhere. Bandswitching 80 through 10 meters. All exciter stages ganged to VFO tuning—also may be operated by crystal control. With tubes, less crystals, key and microphone.


Cat. No. 240-500-1 Kit . . . \$749.50 Amateur Net

Cat. No. 240-500-2 Wired \$949.50 Amateur Net



The above units identified with the CD emblem have been certified as meeting FCDA requirements and will qualify under the matching funds program. For complete information and official copies of the certification—write to E. F. Johnson Company.

NEW!



T-R SWITCH—Instantaneous, high efficiency electronic antenna switching. Gain: 0 db at 30 mcs.; 6 db at 3.5 mcs. Rated at 4,000 watts peak power. Will not affect transmission line SWR—provides effective impedance match to most receivers through 3 to 30 mc. range. Complete.

Cat. No. 250-39 \$25.00 Amateur Net*

DIRECTIONAL COUPLER AND INDICATOR—Provides continuous reading of SWR and relative power in transmission line. Coupler may be permanently installed in 52 ohm coaxial line. Switch on meter lets you read either incident or reflected power—a second control permits easy adjustment and calibration of meter.

Cat. No. 250-37 Directional Coupler \$11.75 Amateur Net

Cat. No. 250-38 Indicator \$25.00 Amateur Net*

*Prices subject to revision.

See your authorized Johnson distributor for easy payment terms!



E. F. Johnson Company

2932 SECOND AVENUE S.W. • WASECA, MINNESOTA

**THE VIKING
"THUNDERBOLT"**

2000



It's new! More "talk-power"
to smash through QRM!
A dominant signal on all
popular amateur bands!

Introducing the Viking "Thunderbolt"—the hottest linear amplifier on the market today! Here's solid communication power—over 2000 watts P.E.P.* input; 1000 watts CW; 750 watts AM linear; in a completely self-contained desk-top package. Continuous coverage 3.5 through 30 megacycles—instant bandswitching. The "Thunderbolt" may be driven by the Viking "Navigator," "Ranger," "Pacemaker," or other unit of comparable output. Drive requirements are approximately 10 watts in Class AB₂ linear, 20 watts Class C continuous wave. When used with the "Pacemaker" or similar exciter, the non-inductive input circuit requires no grid tuning. Wide range pi-network will match transmission line impedances from 40 to 600 ohms. Two meters provide constant visual check—plate current meter also reads watts input, and a second meter reads grid current or plate voltage. Completely self-contained with all power supplies. 115 VAC-230 VAC, 50-60 cycle single phase.

Cat. No. 240-353-1 Viking "Thunderbolt" Kit with tubes . . . Amateur Net †

\$450⁰⁰

Cat. No. 240-353-2 Viking "Thunderbolt" wired and tested, with tubes . . . \$525.00 Amateur Net †


TUBE COMPLEMENT: (2) 4-400A tetrode—Final Amplifier, (2) 866A—High Voltage Rectifier, (1) 6BY5—Bias Rectifier, (1) 5U4—Screen Voltage Rectifier, (1) VR90—Bias Regulator, (2) VR105 and (2) VR150—Screen Voltage Regulator.

†Prices subject to re-
vision. November 1957
delivery anticipated.

See it in operation —You are invited to drop into Room 2346 at the Palmer House during the National ARRL Convention in Chicago (August 30, 31, September 1st) to operate this remarkable power package. Listen for W9ZSO, 9 on the air from convention headquarters.

WATTS P.E.P.*

*The F.C.C. permits a maximum one kilowatt average power input for the amateur service. In SSB operation under normal conditions this results in peak envelope power inputs of 2000 watts or more depending upon individual voice characteristics. The Johnson Viking "Thunderbolt" Linear Amplifier produces these higher powers and is the only equipment available to amateurs which can reach the maximum legal limit of "Talk-Power".



DRIVE IT WITH THE "PACEMAKER"

More than an exciter—a
self-contained sideband
transmitter with VOX—anti-trip
—built-in power supplies!

Here to stay! The "Pacemaker" is an outstanding power bargain when used alone or as an exciter for the "Thunderbolt" linear amplifier. 90 watts input CW and SSB (P.E.P.) . . . 35 watts AM! Bandswitching 80, 40, 20, 15 and 10 meters.

YOUR BEST BUY—AND HERE'S WHY!

1. **EXCLUSIVE**—Unique circuitry uses only 1 mixer for improved spurious signal rejection greater than 50 db. Eliminates great multiplicity of sum and difference spurious products inherent in systems utilizing 2 or 3 mixers.
2. **BALANCED RANGE AUDIO**—Does not sacrifice low frequency response as is usually necessary in filter-type equipment.
3. **BUILT-IN VFO**—Highly stable, temperature compensated and voltage regulated. Complete coverage of all bands without crystal switching or re-tuning.
4. **FRONT PANEL CARRIER BALANCE**—Provides optimum carrier rejection.
5. **NO FIXED IMPEDANCE OUTPUT CIRCUIT**—Wide range pi-network output assures proper load impedance to final amplifier.
6. **INDIVIDUAL CRYSTAL CONTROL**—of sideband generating frequency for each band.

Cat. No. 240-301 Viking "Pacemaker" wired and tested with tubes
and crystals, less key and microphone Amateur Net

\$495⁰⁰

See your
authorized Johnson
distributor for
easy payment
terms!



E. F. Johnson Company

2932 SECOND AVENUE S.W. • WASECA, MINNESOTA

More Gain than Many Reduced Size 3-Element Beams

YET SMALL ENOUGH TO BE ROTATED


BY A TV ROTOR . . .

the *hy-gain* 2-Element Tri-Bander

ONE FEEDLINE - THREE BANDS (10, 15 & 20M)

There Are More hy-gain Tri-Banders In Use Than All Other 3-Band Beams Combined!

2 Active Elements on Each Band!



Exclusive New Insu-Trap:- a new concept in parallel resonant trap circuits obsoletes old fashioned open-type coils. The only adjustable, completely weatherproof trap. Adjustable capacitor color coded for Fone or CW. Hi-Q coils wound on high impact styron forms which also act as low power factor dielectric for adjustable capacitors. No air dielectric involved. Trap assembly completely enclosed in weatherproof polyethylene cover with 2 grams of silica gel to absorb condensation.

Boom/Mast and Element Clamp:- ruggedly designed 12 Ga. galvanized steel channel for positive grip. Used throughout the entire Tri-Bander Series. Heavily plated and serrated 5/16" U-Bolts.

The "Carpet Beater" Ends:- employed on all Tri-Banders, specially designed of aluminum wire to reduce fatigue caused by vibration, increase the broad band characters of the beam, and to reduce element sag to a minimum.

Split Insulated Dipole:- fed directly with RG-8U ohm coaxial cable and coaxial line balancing choke results in low SWR on all bands. No adjustment necessary.

\$69.50

All specifications furnished from experimentally derived data. These figures will maintain in most installations if antenna is relatively in the clear.

	Model No.	Gain in DB Over Dipole	F/B Ratio In DB	SWR	Max. Power	Horizontal Beam Width	Boom Length	Boom Diameter	Element Diameter	Element Wall	Element Alloy	Longest Element	Approx. Net Wt.
2 Element	152T-2	5.8 Aver.	18 Aver.	Less Than 1.5:1	1 Kw	68°	72"	1 1/2" Hot Dip Galv. Steel	1 1/8, 1 3/8, 3/4"	.058, .049, .035	6061ST6 Ant. 41	29'	36#

The standard of comparison for three band antenna systems, the hy-gain Tri-Bander is factory pre-tuned, pre-matched and pre-adjusted and may be erected in an extremely short time with no test equipment and no further adjustment necessary. Guaranteed to outperform stacked

arrays, because interaction and detuning effects have been eliminated. All hardware hot dip galvanized steel for maximum weather ability. Injection molded polyethylene, styron and cyclocac plastic used throughout. Complete assembly and installation instructions furnished.

IN STOCK AT ALL LEADING AMATEUR RADIO DISTRIBUTORS!


Send for Detailed Brochure!

hy-gain antenna products

1828 N STREET

LINCOLN, NEBRASKA

HEATHKITS®



*Top quality
ham equipment
in kit form . . .
designed especially to
meet your requirements!*

Heath amateur radio gear is designed by hams—for hams, to insure maximum "on the air" enjoyment. Good design and top-quality components guarantee reliability. Heathkits are easy to build and are easy on your budget! You save by dealing direct, and you may use the Heath Time Payment Plan on orders totaling \$90.00 or more. Write for complete details.

HEATHKIT

DX-100

TRANSMITTER KIT

PHONE
AND CW

- ▶ Phone or CW—160 through 10 meters.
- ▶ 100 watts RF on phone—120 watts CW—parallel 6146 final.
- ▶ Built-in VFO—pi network output circuit.
- ▶ Easy to build—TVI suppressed



MODEL DX-100

\$189⁵⁰

\$18.95 dwn., \$15.92 mo.

Shpg. Wt. 107 Lbs.

Shipped motor freight unless otherwise specified.

\$50.00 deposit required on c.o.d. orders.

The Heathkit DX-100 phone-CW transmitter offers features far beyond those normally received at this price level. It has a built-in VFO, built-in modulator, and built-in power supplies. It is TVI suppressed, and uses pi network interstage coupling and output coupling. Matches antenna impedances from approximately 50 to 600 ohms. Provides a clean strong signal on either phone or CW, with RF output in excess of 100 watts on phone, and 120 watts on CW. Completely bandswitching from 160 through 10 meters. A pair of 1625 tubes are used in push-pull for the modulator, and the final consists of a pair of 6146 tubes in parallel. VFO dial and meter face are illuminated. High-quality components throughout! The DX-100 is very easy to build, even for a beginner, and is a proven, trouble-free rig that will insure many hours of enjoyment in your ham shack.




HEATH COMPANY BENTON HARBOR 9, MICHIGAN

A Subsidiary of Daystrom, Inc.

HEATHKIT **DX-35** TRANSMITTER KIT

PHONE AND CW

This transmitter features a 6146 final amplifier to provide 65 watt plate power input on CW, with controlled-carrier modulation peaks up to 50 watts on phone. Modulator and power supplies are built in, and the rig covers 80, 40, 20, 15, 11 and 10 meters with a single band-change switch. Pi network output coupling provides for matching various antenna impedances. Employs 12BY7 oscillator, 12BY7 buffer and 6146 final. Speech amplifier is a 12AX7, and a 12AU7 is employed as modulator. Panel control provides switch selection of three different crystals, reached through access door at rear. Panel meter indicates final grid current or final plate current. A perfect low-power transmitter both for the novice or the more experienced amateur. A remarkable power package for the price. The price includes tubes, and all other parts necessary for construction. Comprehensive instruction manual insures successful assembly.



MODEL DX-35

\$56⁹⁵


Shpg. Wt.
24 Lbs.

\$5.70 dwn., \$4.78 mo.

- ▶ Phone or CW—80 through 10 meters.
- ▶ 65 watts CW—50 watts peak on phone—6146 final amplifier.
- ▶ Pi network output to match various antenna impedances.
- ▶ Tremendous dollar value—easy to build.

BRAND NEW

HEATHKIT **DX-20** CW TRANSMITTER KIT



MODEL DX-20

\$35⁹⁵

\$3.60 dwn., \$3.02 mo.
Shpg. Wt. 18 Lbs.

- ▶ Designed exclusively for CW work.
- ▶ 50 watts plate power input—80 through 10 meters.
- ▶ Pi network output circuit to match various antenna impedances.
- ▶ Attractive and functional styling—easy to build.

Here is a straight-CW transmitter that is one of the most efficient rigs available today. It is ideal for the novice, and even for the advanced-class CW operator. This 50 watt transmitter employs a 6DQ6A final amplifier, a 6CL6 oscillator, a 5U4GB rectifier and features one-knob bandswitching to cover 80, 40, 20, 15, 11 and 10 meters. It is designed for crystal excitation, but may be excited by an external VFO. A pi network output circuit is employed to match antenna impedances between 50 and 1000 ohms. Employs top-quality parts throughout, including "potted" transformers, etc. If you appreciate a good signal on the CW bands, this is the transmitter for you!




HEATH COMPANY BENTON HARBOR 9, MICHIGAN

A Subsidiary of Daystrom, Inc.

HEATHKIT

COMMUNICATIONS-TYPE, ALL BAND

RECEIVER KIT



This receiver covers 550 kc to 30 mc in four bands, and is ideal for the short wave listener or beginning amateur. It provides good sensitivity and selectivity, combined with fine image rejection. Amateur bands are clearly marked on the illuminated dial scale. Features transformer-type power supply—electrical band spread—antenna trimmer—separate RF and AF gain controls—noise limiter—headphone jack—and AGC. Has built-in BFO for CW reception.

MODEL AR-3

\$29⁹⁵

incl. excise tax
(less cabinet)

\$3.00 dwn., \$2.52 mo.

Shpg. Wt. 12 Lbs.

CABINET: Fabric covered cabinet with aluminum panel as shown. Part 91-15A. Shipping Wt. 5 Lbs. \$.50 dwn., \$.42 mo. \$4.95

(A) HEATHKIT VFO KIT MODEL VF-1

Covers 160, 80, 40, 20, 15, 11 and 10 meters with three basic oscillator frequencies. Better than 10 volt average RF output on fundamentals. Requires 250 VDC at 15 to 20 ma, and 6.3 VAC at 0.45A. Incorporates regulator tube for stability and illuminated frequency dial. Shpg. wt. 7 lbs. \$1.95 dwn., \$1.64 mo. \$19.50

(B) HEATHKIT GRID DIP METER KIT MODEL GD-1B

Continuous coverage from 2 mc to 250 mc with prewound coils. 500 ua panel meter for indication. Use to locate parasitics, for neutralizing, determining resonant frequencies, etc. Will double as absorption-type wavemeter. Shpg. wt. 4 lbs. \$2.00 dwn., \$1.68 mo. \$19.95

(C) HEATHKIT ANTENNA IMPEDANCE METER KIT MODEL AM-1

The AM-1 covers 0 to 600 ohms for RF tests. Functions up to 150 mc. Used in conjunction with a signal source, will determine antenna resistance and resonance, match transmission lines for minimum SWR, determine input impedance, etc. Shpg. wt. 2 lbs. \$1.45 dwn., \$1.22 mo. \$14.50

(D) HEATHKIT "Q" MULTIPLIER KIT MODEL QF-1

Functions with any receiver having IF frequency between 450 and 460 kc that is not AC DC type. Operates from receiver power supply, requiring only 6.3 volts AC at 300 ma (or 12.6 vac at 150 ma), and 150 to 250 vdc at 2 ma. Simple to connect with cable and plugs supplied. Provides extra selectivity for separating signals, or will reject one signal to eliminate heterodyne. Effective Q of approximately 4000. Shpg. wt. 3 lbs. \$1.00 dwn., \$.84 mo. \$9.95



HOW TO ORDER...

It's simple—just identify the kit you desire by its model number and send your order to the address listed below. Or, if you would rather budget your purchase, send for details of the Heath Time Payment Plan for orders totaling \$90.00 or more.



HEATH COMPANY BENTON HARBOR 9, MICHIGAN

A Subsidiary of Daystrom, Inc.



"I am now using the Gotham V80 vertical antenna with only 55 watts, and I am getting fantastic reports from all over the world". VP1SD

ALL-BAND VERTICAL ANTENNAS

GOTHAM'S sensational new vertical antennas give unsurpassed multi-band performance. Each antenna can be assembled in less than two minutes, and requires no special tools or electronic equipment. In the V160, resonance in the 160, 80, 75, and 40 meter bands is secured through use of the proper portion of the loading coil. Yet, when the coil is eliminated or bypassed, the V160 will operate on 20, 15, 10 and 6 meters! The same idea applies to our V80 and V40 multi-band verticals. No guy wires needed; rugged, occupies little space, proven and tested.

I USE MY GOTHAM ALL BAND VERTICAL ON 6, 10, 15 AND 20

ME TOO, TOM-AND LAST NIGHT I SWITCHED TO 40, 80, AND 160. WORKED SOME REAL DX!



Simple design and superior materials give all-band operation, and effective, omni-directional radiation. Gotham verticals are rugged, with low initial cost and no maintenance. Guaranteed Gotham quality at low Gotham prices. Perfect for the novice with five watts or the expert with a kilowatt.

QUALITY MATERIAL

Brand new mill stock aluminum alloy tubing with Aluminate finish for protection against corrosion. Loading coils made by Barker & Williamson.

ALL-BAND OPERATION

Switch from one band to another. Operate anywhere from 6 to 160 meters. Work the DX on whatever band is open.

EASY ASSEMBLY

Less than two minutes is all you need to put your vertical together. No special tools or electronic equipment required. Full instructions given.

SIMPLE INSTALLATION

Goes almost anywhere. On the ground, on the roof, or outside your window. No trick fittings or castings needed.

AMAZING PERFORMANCE

Hundreds of reports of exceptional DX operation on both low and high power. You will work wonders with a Gotham vertical.

NO GUY WIRES

Our design eliminates unsightly guy wires. You save time, trouble, space and money by avoiding guy wires.

PROVEN DESIGN

Over a thousand Gotham verticals are on the air — working the world and proving the superiority of Gotham design.

AND THE PRICE IS RIGHT!

"I worked LU3ZS on Half Moon Island in Antarctica on Dec. 26 at 21150 Kc. I was using my Gotham V80 vertical antenna and only 35 watts." KN5GLI



Airmail Order Today — We Ship Tomorrow

GOTHAM Dept. QST
1805 PURDY AVE., MIAMI BEACH, FLA.

Enclosed find check or money-order for:

- V40 vertical for 40, 20, 15, 10, 6 meters.....\$14.95
- V80 vertical for 80, 75, 40, 20, 15, 10, 6 meters.....\$16.95
- V160 vertical for 160, 80, 75, 40, 20, 15, 10, 6 meters.....\$18.95

Name.....

Address.....

City.....Zone.....State.....

WORK THE WORLD



How to order
Send check or money order directly to Gotham or visit your local distributor. Immediate shipment by Railway Express, charges collect. Foreign orders accepted.

GOTHAM

1805 PURDY AVENUE
MIAMI BEACH 39, FLA.

YOU COULD WORK WONDERS IF YOU HAD A GOTHAM BEAM!

Study these specifications—compare them—and you too will agree, along with thousands of hams, that **GOTHAM beams are best!**

TYPE OF BEAM. All Gotham beams are of the full half-wave plumber's delight type; i.e., all metal and grounded at the center. No wood, tuning stubs, baluns, coils, or any other devices are used.

MORE DX CONTACTS

GAIN. Gotham beams give the maximum gain obtainable. Our 2-element beams give a power gain of four (equivalent to 6 db.); our 3-element beams give a power gain of seven (8.1 db.); and our 4-element beams give a power gain of nine (9.6 db.)

THE DESIGN IS PROVEN

FRONT-TO-BACK RATIO. We guarantee a minimum F/B Ratio of 19 db. for any of our 2-element beams; 29 db. for any of our 3-element beams; 35 db. for 4-element beams.

THOUSANDS IN DAILY USE

MATCHING. Matching of the transmission line to the beam is extremely simple and quick. No electronic equipment or measuring devices are required.

ALCOA QUALITY ALUMINUM

ASSEMBLY AND INSTALLATION. No special tools are required for assembly and installation. Entire job can be done by one man in less than an hour. Full instructions are included with each beam.

CONSISTENT PERFORMANCE

MAST. Any Gotham beam can be mounted on a simple pipe mast. Diameter of the pipe should be between $\frac{3}{4}$ " and $1\frac{1}{8}$ ".

YOU WILL WORK THE WORLD

STANDARD AND DELUXE BEAMS. Standard beams in the 6, 10 and 15 meter bands use $\frac{3}{8}$ " and $\frac{1}{2}$ " tubing elements; the deluxe models for these bands use $\frac{3}{4}$ " and 1". In 20 meter beams, the standard has a single boom, while the deluxe uses twin booms.

TRIBANDER BEAMS

6-10-15 TRIBANDER.....\$39.95
10-15-20 TRIBANDER..... 49.95

Do not confuse these full-size tribander beams with so-called midgets. The Tribander has individually fed (52 or 72 ohm coax) elements and is not frequency sensitive, nor does it have baluns, coils, traps, or other devices intended to take the place of aluminum tubing. The way to work multi-band and get terrific gain is to use a Gotham Tribander Beam.

TECHNICAL CHARACTERISTICS

S.W.R. On Each Band 1:1
Total Number of Elements 3
Diameter of Elements $\frac{3}{8}$ " & 1"
Number of Booms 2
Diameter of Booms 1"
Boom Length 12'

6-10-15 Tribander

GAIN	F/B RATIO
6.5db on 6 mtrs	23db on 6 mtrs
7.8db on 10 mtrs	27db on 10 mtrs
6.5db on 15 mtrs	23db on 15 mtrs

10-15-20 Tribander

GAIN	F/B RATIO
6.5db on 10 mtrs	23db on 10 mtrs
7.8db on 15 mtrs	27db on 15 mtrs
6.5db on 20 mtrs	23db on 20 mtrs

You could work KC4USA in the Antarctica with only 90 watts on 15 meters, as W4SK did.

You could work over 100 countries with a three element 10 meter beam, and be a top man on the frequency, like WøDEI.

You could work terrific skip and DX with reports of 20 over 9, with as little as 36 watts input on 20 meters, as W. E. Woods did.

You could work 29 states in three months on six meters, with low power, as K2LHP did.

HI JIM, HEARD YOU WORKING THAT DX STATION. HOW DO YOU DO IT ON THE LOW POWER YOU RUN?



EASY BILL, I'VE GOT A GOTHAM BEAM. I'M WORKING STATIONS I NEVER HEARD BEFORE. DX IS A CINCH NOW.



Airmail Order Today — We Ship Tomorrow

GOTHAM Dept. QST
1805 PURDY AVE., MIAMI BEACH, FLA.

Enclosed find check or money-order for:

TRIBANDER
 6-10-15 \$39.95 10-15-20 \$49.95

6 METER BEAMS

<input type="checkbox"/> Std. 3-El Gamma match 12.95	<input type="checkbox"/> T match 14.95
<input type="checkbox"/> Deluxe 3-El Gamma match 21.95	<input type="checkbox"/> T match 24.95
<input type="checkbox"/> Std. 4-El Gamma match 16.95	<input type="checkbox"/> T match 19.95
<input type="checkbox"/> Deluxe 4-El Gamma match 25.95	<input type="checkbox"/> T match 28.95

10 METER BEAMS

<input type="checkbox"/> Std. 2-El Gamma match 11.95	<input type="checkbox"/> T match 14.95
<input type="checkbox"/> Deluxe 2-El Gamma match 18.95	<input type="checkbox"/> T match 21.95
<input type="checkbox"/> Std. 3-El Gamma match 16.95	<input type="checkbox"/> T match 18.95
<input type="checkbox"/> Deluxe 3-El Gamma match 22.95	<input type="checkbox"/> T match 25.95
<input type="checkbox"/> Std. 4-El Gamma match 21.95	<input type="checkbox"/> T match 24.95
<input type="checkbox"/> Deluxe 4-El Gamma match 27.95	<input type="checkbox"/> T match 30.95

15 METER BEAMS

<input type="checkbox"/> Std. 2-El Gamma match 19.95	<input type="checkbox"/> T match 22.95
<input type="checkbox"/> Deluxe 2-El Gamma match 29.95	<input type="checkbox"/> T match 32.95
<input type="checkbox"/> Std. 3-El Gamma match 26.95	<input type="checkbox"/> T match 29.95
<input type="checkbox"/> Deluxe 3-El Gamma match 36.95	<input type="checkbox"/> T match 39.95

20 METER BEAMS

<input type="checkbox"/> Std. 2-El Gamma match 21.95	<input type="checkbox"/> T match 24.95
<input type="checkbox"/> Deluxe 2-El Gamma match 31.95	<input type="checkbox"/> T match 34.95
<input type="checkbox"/> Std. 3-El Gamma match 34.95	<input type="checkbox"/> T match 37.95
<input type="checkbox"/> Deluxe 3-El Gamma match 46.95	<input type="checkbox"/> T match 49.95

(Note: Gamma-match beams use 52 or 72 ohm coax. T-match beams use 300 ohm line.)

NEW! RUGGEDIZED HI-GAIN 6, 10, 15 METER BEAMS

Each has a TWIN boom, extra heavy beam mount castings, extra hardware and everything needed. Guaranteed high gain, simple installation and all-weather resistant. For 52, 72 or 300 ohm transmission line. Specify which transmission line you will use.

<input type="checkbox"/> Beam #R6 (6 Meters, 4-El).....	\$38.95
<input type="checkbox"/> Beam #R10 (10 Meters, 4-El).....	40.95
<input type="checkbox"/> Beam #R15 (15 Meters, 3-El).....	49.95

Name.....

Address.....

City.....Zone.....State.....



Quiz Quiz

If you have been batting 1.000 in the Quiz league, here's a real test of your ability, submitted by Mark Moynahan, W2ALJ:

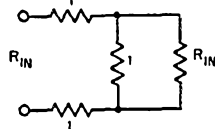
You are given four unmarked resistors, one marked precision resistor, a battery of known polarity and a zero-center milliammeter. All but one of the unmarked resistors have the same value as the precision resistor. This one unmarked resistor may have a higher or lower resistance than the precision resistor, or it may have the same value. Using the equipment at hand, you are allowed two measurements to determine which one, if any, of the resistors is different than the precision resistor and, if so, whether it is higher or lower than the rest. A measurement is defined as connecting the components as you chose and noting the reading of the meter.

(If you work this out in less than an hour or so, you are invited to expand the problem to one

involving 13 unmarked resistors, one precision resistor, the battery and milliammeter and *three* measurements.)

.....

Last month's problem boils down to this equiv-



alent circuit. Solving for R_{in} ,

$$R_{in} = 1 + 1 + \frac{(1)(R_{in})}{1 + R_{in}}$$


$$R_{in}^2 - 2R_{in} - 2 = 0$$

$$R_{in} = \frac{2 \pm \sqrt{4 + 8}}{2} = \frac{2 + 2\sqrt{3}}{2} = 2.732 \text{ ohms}$$

A.R.R.L. QSL BUREAU

The function of the ARRL QSL Bureau system is to facilitate delivery to amateurs in the United States, its possessions, and Canada of those QSL cards which arrive from amateur stations in other parts of the world. Its operation is made possible by volunteer managers in each W, K and VE call area. All *you* have to do is send your QSL manager (see list below) a stamped self-addressed envelope about 4 1/4 by 9 1/2 inches in size, with your name and address in the usual place on the front of the envelope and your call printed in capital letters in the upper left-hand corner.

IS YOURS ON FILE WITH YOUR QSL MGR?



- W1, K1 — D. W. Waterman, W1IPQ, 99 Flat Rock Rd., Easton, Conn.
- W2, K2 — E. F. Huberman, W2JIL, Box 746, GPO Brooklyn 1, New York.
- W3, K3 — Jesse Bieberman, W3KT, P.O. Box 400, Bala-Cynwyd, Pa.
- W4, K4 — Thomas M. Moss, W4HYW, Box 644, Municipal Airport Branch, Atlanta, Ga.
- W5, K5 — Robert Stark, W5OLG, P.O. Box 261, Grapevine, Texas.
- W6, K6 — Horace R. Greer, W6TI, 414 Fairmount St., Oakland, Calif.
- W7, K7 — Joseph P. Vogt, W7ASG, P.O. Box 88, John Day, Oregon.
- W8, K8 — Walter E. Musgrave, W8NGW, 1215 E. 187th St., Cleveland 10, Ohio.
- W9, K9 — John F. Schneider, W9CFT, 311 W. Ross Ave., Wausau, Wis.
- W0, K0 — Alva A. Smith, W0DMA, 238 East Main St., Caledonia, Minn.
- VE1 — L. F. Fader, VE1FQ, 125 Henry St., Halifax, N. S.
- VE2 — George C. Goode, VE2YA, 188 Lakeview Ave., Pointe Claire, Montreal 33, Que.
- VE3 — Leslie A. Whetliam, VE3QE, 32 Sylvia Crescent, Hamilton, Ont.
- VE4 — Len Cuff, VE4LC, 236 Rutland St., St. James, Man.

- VE5 — Fred Ward, VE5OP, 899 Connaught Ave., Moose Jaw, Sask.
- VE6 — W. R. Savage, VE6EO, 883 10th St. N., North Lethbridge, Alta.
- VE7 — H. R. Hough, VE7HR, 2316 Trent St., Victoria, B. C.
- VE8 — W. L. Geary, VE8AW, Box 534, Whitehorse, Y. T.
- VO — Ernest Ash, VO1AA, P.O. Box 8, St. John's, Newfoundland.
- KP4 — E. W. Mayer, KP4KD, Box 1061, San Juan, P. R.
- KH6 — Andy H. Fuchikami, KH6BA, 2543 Namaau Dr., Honolulu, T. H.
- KL7 — KL7CP, 310-10th Ave., Anchorage, Alaska.
- KZ5 — Catherine Howe, KZ5KA, Box 407, Balboa C. Z.

Strays

W8SLR discovered that one of the teachers in his high school was Clarence Tuska's cousin and had helped to publish early issues of *QST* in her mother's attic!

hallicrafters giant SSB contest now set for October. More than 90 SX-101's to be given away to hams!

CLASS OF SERVICE
is a fast message
and its deferred char-
acter is indicated by the
oper symbol.

WESTERN UNION TELEGRAM

SYMBOLS
DL=Day Letter
NL=Night Letter
LT=International
Letter Telegram

AUGUST 1ST 1957

TO ALL AMATEURS

HALLICRAFTERS SSB CONTEST FOR HAMS GONE WILD.
DISTRIBUTORS FROM COAST TO COAST KNOCKING
DOWN DOORS TO OFFER OPPORTUNITY TO HAM
CUSTOMERS. OVER 90--REPEAT 90--FREE SX-101'S
NOW TO BE GIVEN AWAY. (PLUS AN HT-32 AND
HT-33 TO ONE LUCKY HAM.) WATCH OCTOBER ISSUE
FOR GIANT ANNOUNCEMENT AD WITH FULL DETAILS
AND LIST OF PARTICIPATING DISTRIBUTORS!

THE HALLICRAFTERS CO.

The best ideas in communications are born at

the
hallicrafters
company

4401 W. FIFTH AVE., CHICAGO 24, ILL.

Station Activities

(Continued from page 82)

element beam. K2PVN is building an 829B rig for 2 meters. RQF has a 10B and is going s.s.b. K2s KDT and GUG finished an 813 linear just in time for Field Day at W2PE. The Syracuse V.H.F. Club really went all out in the V.H.F. QSO Party. VE3FT/W2 is on RTTY, 2, 15, 20 and 40 meters. SSC, BLP, K2CUQ and QYT all qualified for Class 1 Observer in the May F.M.T. in that order. 5RW1/2, 5ZER/2, K2IXN, N2YAT, JHK, N2TZK, ASP, GVI, K2OAZ, MSM and SWN, from the Home RC provided communications for the local Loyalty Day Parade. BKC is building a new 4-250A final now that he's off the sick list. YTY has a 6-meter beam. K2OAR is working on a d.s.b. rig. K2KIJ edits a nice paper called QRM for the Corning AKA. YGW is building a new final for s.s.b. and c.w. using p.p. HK-354Es. REA got a 75A-4 and an HT-30. OVF has a Valiant kit. Quite a gang turned out for the Lockport V.H.F. "do." Lighthouse Larry was the main speaker and ZOC was the host. ALL gave a talk on 432 Mc. and also displayed some 432-Mc. gear to the Rochester v.h.f. group. ELX was elected chairman, CTA, vice-chairman, and K2HIT, secy. at the same meeting. DPH is building a new rig for both 6 and 2 meters. The Rochester DX Assn. elected QJAL, chairman; MG asst. chairman; and TQR secy.-treas. AFQ is building a GG final. REF now has 200 countries confirmed on c.w. SAW worked 3 new ones for a total of 214. K2HWI has been appointed OES. RJY is back in business on 10 and 2 meters after some of the gang had an "antenna party." Traffic: (June) K2DXV 277, IYP 161, GQU 32, GWN 13, LLI 11, HUK 10, W2RQF 7, EMW 4. (May) K2KNV 138.

WESTERN PENNSYLVANIA—SCM, John F. Wojtkiewicz, W3GJY—SEC, OMA. RMs: UEN, NUG, GEG, NRE. PAMs: AER, TOC. The WPA Tfc. Net operates daily except Sat. and Sun. on 3585 kc. at 7 p.m. ORS appointees are urged to check in whenever possible. HGT passed his "General." FGS has donned Army khaki. DAH is wearing "civvies" after a tour of duty in the Navy. BEX is QRL getting Novices on the air. EPM is now "beaming" his signal. JIZ runs 100 watts. CUI and EGJ are QRL on 6 meters. ERJ, his XYL, ERK, and their harmonic, GCB, issue a user certificate for working the "Saddler" family on 50 Mc. Several members of the Western Penna. DX Society, namely, BSF, GEW, CXX and RTB, along with KP4AIO, were ready to embark on a journey to KC4-Land when the Haitian uprising put a QRT to their plans. RSB is on 75, 40 and 10 meters with the new antennas. PEZ is back on the air after an operation and hospitalization. LSS is QRL with various CD nets. CHN carries on with the WPA Tfc. Net. KUN is now comfortably situated at his new QTH in Emporium. WIQ, the section's top traficker, reports, We welcome, KL7CBN (located at Coraopolis) to the section. He is now active on 20 and 75 meters and MARS nets. NRR and WGS have new QTHs. The Etna Radio Club took part in its first Field Day activity using the club call, EXW. PWN works 6 meters. RHJ reports that a Tornado Alert was sounded by c.d. officials in Wilkinsburg July 24 and the following were "standing by" on 50.4 Mc. although not needed: ERJ, ERK, GCB, GXL, BQG and EBH. RACES and AREC members are a useful asset to their country, their community and to their chosen hobby, ham radio. OMA, our SEC, reports that reorganization within the AREC field in the section is about completed. It is suggested that you contact OMA if you are not registered in the AREC at the earliest possible date. UJP, the Breeze Shooters secretary, reports "BSN" was the only club to turn out en masse for the 11-meter contest held June 8-9 with the following stations taking part: OPF, HME, LKZ, LOR, SIW, PII, LWT, JT, KTW, UJP, ZDR, YIT, EUL, SUJ, ZWZ, AZO, NVS and DZP. PII was top scorer for the traces and UJP garnered six new states. Newly-elected officers of the Erie Radio Club are FFB, pres.; JTF, vice-pres.; BPP, secy.; and JOQ, treas. The ERC was well represented during the past Field Day activity with operation on 80 through 2 meters. NMP received two SWL cards from JA/KC-Land, which pleased him no end. TOC's DX-100 broke down. BZR reports Field Day was enjoyed by all concerned at the Coke Center Radio Club. YA says things are at a standstill at his QTH. Are you taking advantage of traffic-handling as well as other various phases of activities offered by our common hobby? Ham radio is not only useful as a means for personal pleasure but much can also be accomplished by serving the general public by being an appointee in one of the many fields available. Traffic: (June) W3WIQ 2174, BZR 67, GFJ 34, YA 17, LSS 7, SWV 2, UEN 2. (May) W3LSS 17.

CENTRAL DIVISION

ILLINOIS—SCM, George T. Schreiber, W9YIX—

Asst. SCM: Grace V. Ryden, 9GME, SEC: HOA, RM: MAK, Asst. RM: K9GJR, Cook County EC: HPG, Section nets: ILN, 3515 kc. Mon. through Sat. 7 p.m.; IEN, 3940 kc. Field Day apparently was a great success in the section. We received more messages this year than ever before. There were 27 confirmed, not including three on which we could not read the call letters. Confirmed are (all portable) AB, AML, AW, AVE, BNH, K9RPF, BSA, CAF, ERU, EXL, GDF, GNA, GXU, MAK, NZ, OEY, OFR, OJI, OUS, OFH, RK, SW, UKY, UPN, UVI, VT and ZAB. BPL certificates go to Route Manager MAK and DO. ILN had 25 sessions in June with 288 messages cleared. CSW reports the North Central Phone Net handled 370. UQT, former director, who has been ill, is back on his feet again. Wonder why no one bothers to report the traffic for IEN, or even give us the time of the sessions. Deepest sympathy to BHT, of Mt. Pulaski, who lost his nine-year-old son. The St. Clair Amateur Radio Club moved into its new clubroom at the civil defense center, reports BA. A new call heard in the section is K9EYL, of Rockford, who already is chasing the rare ones, right behind NV. New calls in the Bloomington area are KN9s: IMX, IKH, IKG, IUK, IKX, IBJ, ILP, IKS, IMV and K9ISY. SXL now in McLean County Radio Office, IANQ, the editor of *Ham Gab*, spends his "spare time" chasing DX, with ten more to confirm for DNCC. Official Observer GDI went fishing, of all things, instead of giving his new three-band quad a good workout. LI has been on the sick list, but now is reported well enough to get back on the air. He was missed. SKR regrets the slump on 15 meters. K9GJR, the Assistant Route Manager, is a railroad telegrapher for a living and has the following hobbies: tropical fish, motorcycles and repairing two "jalopies." He's trying to recruit stations for the c.w. net in the southern part of the section. K9AXS now has his General Class license. The new chief operator at K9USA, Great Lakes, is GULL, who is planning a new antenna. The Ninth Regional Net is partly held together with an excellent news letter, edited by 4KKW, which keeps the members informed of the latest. A new radio club in the section in the Alton Senior High School Radio Club, sponsored by ONU. Officers, reports HIX, are HIM and KN9WJC. The station is well equipped. Well, by the time you read this you all should have ordered your reservations for the National Convention in Chicago Labor Day week end. If you have not, General Manager QKE says you had better rush them in. See you there. Traffic: (June) W9MAK 760, DJ 712, K9USN 347, GJR 331, W9IDA 274, PCQ 124, FAW 109, JZK 95, YVG 64, YIX 34, SSK 28, VHV 22, CTZ 19, BA 11, K9AMD 8, W9SER 4. (May) W9YJQ 409, QYL 51.

INDIANA—SCM, Seth Lew Baker, W9NTA—Asst. SCM: George H. Graue, 9BKJ, SEC: JYQ, RMs: UGA, TQC and TT. PAMs: CMT, KOY, SWD and LXX. New appointments: AYD and HTP as OMs. Field Day messages were received from AB/9, PQZ, IAK/9, DKH/9, ZSK/9, REG/9, WLY/9, JP/9, LJ/9, ONB/9, EEO/9, LTY/9, K9AVO, CQA, GQP and BJU. Field Day activity in the State was at an all-time high. The After-The-Net Net picnic held at the home of WHL and his XYL at Bedford was a fine one with about 60 present. Carole, K9AMD, the NCS, received several gifts, among them a copy of Riley's poems. Those making BPL were JYO and NZZ, who reports Arctic signals very poor lately. New calls: KN9IQI, the son of DJZC, at Greenfield; KN9IUR at South Bend; KN9IKL at Kokomo and K9TSD at Rochester. K9IEU, IFA and HVS are new Tech. Class licensees in Marion. Look for them on 6 meters. CYC is back on 20-meter phone and 40-meter c.w. PYM is using a WE 701-A in the final at 350 watts. K9CFG reports the North Central Indiana 6-Meter Net, which meets on 50.5 Mc. at 2030 EST Mon. and Fri., handled 5 messages in June. SWD reports FN Evening traffic as 187 and morning as 164, total 351. QIN, as reported by TQC had 246 and TT gives RFN as 79. EHZ lists CAEN traffic as 70 and KOY reports the Inter-state S.S.B. Net handled 481. We have a serious problem in the State which is getting worse and unless everyone will cooperate it will get entirely out of hand. That is the case of the unmodulated carrier. Carriers are thrown on not only on our nets but can be heard anytime of the day or night. This is a plea for more care in operating. You will be doing yourself a favor also by more careful listening and, above all, always identify your station. K9AQM has a new Conset two-element 15-meter short beam on a 50-ft. pole and DX is coming in nicely on the high end of 15 meters. He is WAC on 15-meter s.s.b. running 65 watts. KN9GSV is a new call with a DX-20 and an AR-3. Don't forget to fill in your AREC application blank and send it to either your County EC or QYQ, our SEC. Traffic: (June) W9JOZ 414, K9BBO 408, W9JYO 301, TT 298, EQO 257, NZZ 251, EHZ 170, DHJ 146, KOY 146, ZYK 145.

(Continued on page 98)



Mary Burke, W3CUL, 1956 Edison Award winner, is honored at the banquet ceremony held February 28, 1957, at Washington's Mayflower Hotel, with Rear Admiral H. C. Bruton, chief of naval communications, the principal speaker. Left to right: Admiral Bruton, Mrs. Burke, and L. B. Davis, general manager of the G-E electronic components division. (Official U. S. Navy photograph)

NOMINATIONS NOW OPEN FOR 1957 EDISON AWARD

The 1957 Edison Award once more will honor an amateur who has rendered outstanding public service—will be a tribute to the assistance which all radio amateurs offer their communities and the nation when need arises.

A committee of distinguished and impartial judges will select the Edison Award winner. He will be chosen from candidates who are nominated in letters from you and others.

Since only names submitted by letter will be considered for the Award, your participation and support are essential. Start now to choose a suitable candidate! The rules at right will help you in preparing your nominating letter. Mail it to *Edison Award Committee, General Electric Company, Electronic Components Div., Owensboro, Ky.*

RULES OF THE AWARD

WHO IS ELIGIBLE. Any man or woman holding a radio amateur's license issued by the F.C.C., Washington, D.C., who in 1957 performed a meritorious public service in behalf of an individual or group. The service must have been performed while the candidate was pursuing his hobby as an amateur within the continental limits of the U. S.

WINNER OF THE AWARD will receive the Edison trophy in a public ceremony in Washington, D.C. Expenses of his trip to that city will be paid.

\$500 GIFT. Winner will be presented with a check for this amount in recognition of the public service he has rendered as a radio amateur.

WHO CAN NOMINATE. Any individual, club, or association familiar with the public service performed.

HOW TO NOMINATE. Include in a letter a full description of the service performed, as well as the candidate's name, address, and call letters. Your letter of

nomination must be postmarked not later than January 3, 1958.

BASIS FOR JUDGING. All entries will be reviewed by a group of distinguished and impartial judges. Their decisions will be based on (1) the greatest benefit to an individual or group, (2) the amount of ingenuity and sacrifice displayed in performing the service. The judges will be:

E. ROLAND HARRIMAN, Chairman, The American National Red Cross.

ROSEL H. HYDE, Commissioner, Federal Communications Commission.

GOODWIN L. DOSLAND, President, American Radio Relay League.


Winner of the Award will be announced on or before Thomas A. Edison's birthday, February 11, 1958.

Employees of the General Electric Company may nominate candidates for the Edison Radio Amateur Award, but are not permitted to receive the Award.

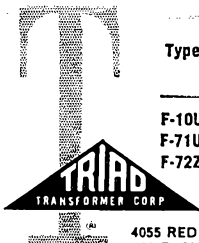

GENERAL  **ELECTRIC**
166-181



FROM TRIAD



SPECIAL FILAMENT TRANSFORMERS
 Included in their quality construction is Triad's exclusive "Climatite" treatment for moisture protection and elimination of lamination noise. Write for Catalog TR-57.



4055 REDWOOD AVENUE, VENICE, CALIFORNIA
 812 E. STATE STREET, HUNTINGTON, INDIANA

Type	Secondary Volts	Secondary Amperes	Test Volts
F-10U	5.0 CT.	14	10000
F-71U	2.5 CT.	10	10000
F-72Z	2.5 CT.	5	7500

A SUBSIDIARY OF LITTON INDUSTRIES

SVL 140, TQC 128, VAY 119, NTA 81, HXR 74, KTX 65, BKJ 63, SWD 54, AB 48, EJV 48, CC 47, VNV 44, LDB 39, RTH 38, QYO 34, WUH 31, UQP 24, ENU 23, WLL 22, UXK 19, VPI 19, PQZ 18, WBA 15, DGA 14, DOK 14, GJS 12, IMU 12, JBO 11, DWK 10, BDP 9, HRW 9, EJC 8, VYX 8, CDW 7, DZC 7, ELE 7, SNO 7, DDT 6, EZW 6, FYM 6, STC 6, HUF 5, GDL 4, LGD 4, SVZ 4, WLY 3, CMT 1, FJI 1, PPS 1, QR 1, WAU 1. (May) W9AZF 5.

WISCONSIN—SCM, George Wolda, W9KQB—SEC: ETZ, PAMs: NRP and AJU, RMs: KJJ and K9AEQ. Nets: WTN, 2535 kc. 7 p.m. CDT daily; BEN, 3950 kc. 6 p.m. CDT daily. New officers of the Oshkosh Amateur Radio Club include DQE, pres.; KKK, vice-pres.; IDTM/9, secy.-treas.; ELY, chairman of the executive board. High activity prevails as the club's real fine bulletin, the *QitMer*, indicates. The MIRAC was busy with its mobile unit in the Armed Forces Day Parade in Milwaukee and in furnishing communications on the same day for the sports car races at Williams Bay. JEF made contact with NSS, AIR and WAR on Armed Forces Day. The Mancoad Club has a new RMIE-4300 and holds net meetings Sun. at 11 a.m. on 3965 kc. VHA, Marathon County EC, held a real emergency drill when 20 stations furnished all communications for the sports car climb of Rib Mt. when the sound-powered phone system failed to operate. CCO is the proud Daddy of a baby daughter born while he was on duty aboard the U.S.S. *Kidd* in the Pacific. Look for Butch as 76 in September. MYU desires word from anyone who was radio operator in the CCC back in '41. NRP is busy fixing rigs for other operators. K9GDF now is an RCC member and has a 25-w.p.m. sticker. There is a new Novice net on 7152 kc. at 7:30 a.m. EST. PJT made WAS and skeds his brother, KN9JOS. New in Manitowoc: K9DUZ, KN9HXI, KN9AIZ. In Lake Mills: KN9IAY. In Eau Claire: KN9IBH. IZD is making room in the shack for new 2- and 6-meter s.s.b. gear. GND has a new G66 and HPC a new Valiant. JAW's 50-watter aboard his good ship *Wilkins* sounds like a good water ground pays off. SZR is over the 100 mark with DX worked. KN9IBB is on with a Viking II and a 75A-3. KZZ is real satisfied with his new SX-101. Check with ETZ for an EC appointment. Most western counties are without an EC. Traffic: (June) W9CXY 615, KQB 109, KJJ 60, K9AEQ 56, W9OT 11, PJT 6, RTP 5, FZC 4. (May) W9KJJ 89, FZC 15, K9BBT 13, W9SQM 12, JEF 10, SIZ 3.

DAKOTA DIVISION

NORTH DAKOTA—SCM, Elmer J. Gabel, W0KTZ --I met the following North Dakota boys at the St. Paul Convention: FVG, GNS, HVA, K0CNC, CMX and GRM. ILO, the Fargo Club station, reports a successful Field Day week end making 160 contacts. Operators and visitors included UTT, chief op., JNP, WIA, NGL, K0DXT, CXJ, KN0ICS and ICT. K0ATK spent three weeks at home in Michigan and returned via South Dakota with a new Johnson 500. K0CNC is building a 2E26 rig for 6 meters. K0CMX has a new HQ-110. K0CNC's July QST listing should have been in the 1-operator column; our error. Traffic: K0CNC 71, W0NPR 18.

SOUTH DAKOTA—SCM, Les Price, W0FLP—Asst. SCM: Gerald F. Lee, WYKY. SCM assistants: HOH, EKE, APL, GQH, NEO, TI, MZU and GDE. SECs: YOB and GDE. PAM: ULU. RM: SMV. The 75-Meter S.D. Phone Net had 27 sessions with GHI 3 (resigned), GQH 3, SCT 19, EXX 1 (fill-in); QNT 468, high 31, low 7, average 17.3; traffic 32, high 6, low 0 (14 times), average 1.15; informals 54, high 8, low 0 (twice), average 2. The S.D. 40-Meter Net had 25 sessions with FLE (QHX operator) 4, YKY 5, EXX 9, SCT 1, LXP 6; QNT 235, high 21, low 6, average 11.4; traffic 67, high 8, low 0 (6 times), average 2.6; informals 30, high 4, low 0 (8 times), average 1.2. The Signal Hill Amateur Radio Club met at the home of CTD June 3. Our Field Day station was set up on Strawberry Hill. We made 40 contacts during the short time we were on. KJZ, was the guest operator and her OM, Cliff, arrived late in the afternoon. We had 15 or more licensed operators plus several others. We operated one club station under 30 watts for the 3-power multiplier. Redfield reports good success and ascribed to the 150-watt power limit raise, permitting full output of that Viking II used. The new EMF club (Ipswitch, etc.) reports being on from 3 p.m. to 7 a.m. with two transmitters on some part of a member's farm. The call used was K0JOK, OLB, formerly of Glenham, visited Selby and other parts on June 18. K0ASQ visited DVB and FLP in mid-June. CAS packed up the last day of June to go to Custer and continue building on his retirement home there. Error: The 2 children I reported as being at K0IAW last month should have been listed as being at K0GGB. Traffic: W0SCT 226, SIR 24, FLP 10, AIE 4, OPF 4.

(Continued on page 100)

WANTED



The Hammarlund HQ-110 is the most wanted amateur receiver in the world. The unprecedented demand for this receiver has resulted in a record backlog of orders. You may have to wait for your HQ-110, but you can be sure of one thing — its quality will not be sacrificed for the sake of speedy delivery,

REWARD

If your Hammarlund distributor has an HQ-110 for immediate delivery — grab it. Dollar-for-dollar, it's the "buy of the year."

In the meantime, if you want to read all about it, send for complete literature . . .



Established 1910


HAMMARLUND

HAMMARLUND MANUFACTURING COMPANY, INC.
460 West 34th Street, New York 1, New York

Export: Rocke International, 13 E. 40th St., N. Y. 16, N. Y.
Canada: White Radio, Ltd., 41 West Ave. N., Hamilton, Can.

New & Different!

the **Mosley**
TRAP
MASTER



3 Bands ... 10, 15 & 20!

Model TA-33 \$99.75

it's the design . . .

New! Different! And, we might add, — *Better!*

From the exclusive MOSLEY trap design—that defies rain, dust and time, to the sturdy, all-aluminum construction that needs no help from clothes-line or other boom-supporting devices; the MOSLEY "TRAP-MASTER" Beam reflects typical MOSLEY Value, Quality and Workmanship!

Performance? Up to 8db forward gain on each band with 25db, or better, front-to-back. SWR, 1.5/1 at resonant frequencies.

Write for Specification Sheet, No. TR-1, and read the complete story of the MOSLEY 3-Band "TRAP-MASTER". Get set for Fall and Winter DX fun—order your "TRAP-MASTER" Beam from your favorite Ham Dealer . . . Today!

You can't go wrong — it's MOSLEY!

Mosley Electronics, Inc.

8622 ST. CHARLES ROCK ROAD, ST. LOUIS 14, MISSOURI

Exp. Dept.: 15 Moore St., New York 4, N.Y.

MINNESOTA—SCM, Robert M. Nelson, W8KLG—Asst. SCM: Robert W. Schoening, #TRX. SEC: WVO. RMs: DQL and RQJ. PAMs: JJE and LUN. Two new leadership appointments were made this month. Our new SEC is WVO, who is one of the mainstays on the Evening Phone Net and who took a very active part in the Emergency Net a few months ago. He replaces GTX, who resigned because of a too crowded schedule of activities, including RACES and MARS nets. The AREC organization has grown considerably during GTX's term. Let's continue to give it, and our new SEC, our full support. RQJ is the new RM and manager of MSN (3595 kc., 1830 local time daily). He replaces RLQ, who resigned because of his many activities in high school (senior year) and also an after-school job. RQJ is a former president of the Minneapolis Radio Club, and has many fine leadership qualities. IYP has been awarded a scholarship and will be attending the U. of Michigan this fall, and studying a new subject, "Radiation and Health." KJZ, URQ and the jr. operator vacationed in Colorado and attended the ARRL Rocky Mountain Convention. QDZ operated 1/8 this summer at Mankato. RGR has completed a new 6BQ6 mobile rig. QDP spent part of the summer operating 47 on his uncle's ranch near Darby, Mont. IRJ's ORS appointment was endorsed. The Dakota Convention held in St. Paul was a big success with over 600 amateurs registering. VBD again operated 1/8 at their cottage on Lake Washington, northeast of Mankato. The Worthington hams provided communications for the Model Air Show held there. K8EPT was mobile at Marshall during the flood handling emergency messages. PBI visited IW, OJP and K8EKR in Alexandria. New EC appointments this month are FKT for Mower County, GER for Koochiching County, PHD for Red Lake, Pennington, Polk and Marshall Counties. If you are not an AREC member, become one and register with your local EC. If he is unknown to you, send your application to our SEC, WVO. Traffic: K8CVD 235, W8DQL 208, KJZ 137, KLG 115, WVO 72, ALW 44, QXF 25, TQQ 25, WMA 25, RLQ 24, NNG 23, OJG 22, UMX 18, QVR 16, IRJ 14, LIG 13, K8ARF 12, W8EMZ 12, KXW 12, QVQ 10, K8GUJ 8, W8RQJ 8, BUO 7, K8EPT 7, W8QZD 6, NGA 4, UCV 1.

DELTA DIVISION

ARKANSAS—SCM, Ulmon M. Goings, W5ZZY—SEC: DAG. PAM: DYL. RM: CAF. The hamfest held at Piggott was quite a success. It was a real pleasure to meet so many hams and their families there. Our congratulations to CAF on his appointment as RM. He has a c.w. net going on 3790 kc. daily at 1900. Eleven pieces of traffic were handled during the first two weeks; the average turnout has been about 10 stations. DAG has been appointed as SEC to replace YKE, whose term has expired. We wish Mac much success in this very important office. The amateurs of Russellville have formed a club known as the Arkansas Valley Amateur Radio Club. The officers are WSM, pres.; SXM, vice-pres.; KBH, secy.-treas. The club meets every Fri. night for theory and code practice for the newcomer to amateur radio. KRO has a new mobile rig. We were very happy to work and hear so many of the Arkansas hams working portable during Field Day. It assures us we have enough portable stations that could be in operation should an emergency arise. GWB and KAN have returned to operation after a long absence. We wish to welcome them both back on the air. A new ham in Osceola is KN5KQD. Traffic: W5DAG 52, KRO 13, CAF 8, ENG 6, WSM 6.

LOUISIANA—SCM, Thomas J. Morgavi, W5FMO—Shortly after Hurricane Audrey hit Cameron, La., on May 28, K5CTQ and K5BTQ had two rigs working on 40 and 75 meters at the Cameron Courthouse handling vital lifesaving traffic. Completely isolated by power, and telephone line failure, they were the only means of communications with the outside world. In the meantime, hams all around them stood by to take and relay their traffic so that rescue work, medical supplies, food, clothing and other help could be dispatched. All news, weather reports and other pertinent information came by amateur radio. Lots of help came from the neighboring Texas hams. Participating in Louisiana, although not a complete list, were KSI who, after three days of handling traffic offered his services and equipment by going to Cameron. K5BTG, EAW, CXB, W5BSR, IYG, CCD, JTW, APH, KHC, BWZ, VTU, KQT, ZJS, ZJT, JBW, ZAK and QJT. CCD handled 405 messages, not including innumerable phone patches. C.d. communications under K5BES did an outstanding job. A hamfest is scheduled for Oct. 13 at New Orleans. K5AGJ has a good traffic count because of "Audrey." The Nat-chitoches ARC had a picnic July 4. KN5KAA and KN5KRR are new Novices. JGI is home for the summer and running a kw. on 75 meters. K5HXY is getting the 8-meter mobile rig ready, which will run about 100 watts. FYZ installed c.d. rigs, assisted, by BMD
(Continued on page 102)

new




completely...
brilliantly
new!



COMMUNICATOR III

Introducing a new series of complete VHF station "pack-ages" . . . for 2 and 6 meters . . . for ground-to-air and other VHF applications.



New
Linear
Amplifier

These modern successors to the highly regarded Communicator family combine, in a single unit, all the features found previously only in several different models. Communicator III offers you these advantages as well as many more important, wholly new features for improved performance and operating convenience.

Now . . . for even better performance . . .

for every model in every frequency range . . . the following:

- Modern inside and out. Finished in attractive Alpine White enamel with knobs in Gun Metal Blue. Cabinet size is approximately the same.
- 6V DC and 12V DC and 115V AC. All three. One vibrator. Simple inside strapping changes voltages.
- Full, press-to-talk operation. (Actuated by button on microphone) Transmit-receive switch on panel can be used if desired.
- Receiver: New low-noise X155 RF tube in sensitive "Cascade" with AVC to avoid blocking tendency from very strong locals. Special gang-tuned circuits provide new high order of image rejection. Improved I-F selectivity. Gonset noise limiter. Adjustable squelch. Earphone provisions.
- Full-vision slide-rule-type tuning dial.
- Squelch for silent standby. Control on panel.
- Transmitter: All tunable circuits now have panel knobs. New gang-tuned circuits reduce spurious responses to negligible values. New 6L6GB modulator tube gives heavier modulation.
- Panel meter replaces "Green eye." Meter switches to exciter or RF output or to receiver for indication of relative signal level.
- Provision for 6 crystals with panel selector switch. (Also operation with external VFO.)
- Silicon diodes eliminate rectifier tubes.
- New line includes Linear Amplifiers in all frequency ranges and entirely new VFO which has ranges for both 2 and 6 meters.

less microphone and crystals. 269.50

Deliveries start in September. Better get your order in now

GONSET
BURBANK, CALIFORNIA


DIVISION OF L. A. YOUNG SPRING & WIRE CORPORATION



V H F

TWO or SIX

LW
50



15 w
Transmitter

Crystal controlled
High gain speech
Push-pull modulation

NEW LOW PRICE


Pre-Assembled Kits **\$29.50**

Complete with tubes and crystal **\$39.50**

Ship. Wgt. 4 lbs.

LW-80

LW-61



Pre-Amp

Converter

\$12.50

Wired
Tested
Postpaid

\$18.50

Send for complete details



ELECTRONIC
LABORATORY

ROUTE 2, JACKSON, MICHIGAN

and IYT, who did all the tree- and tower-climbing. BMD operated K3BSA at the National Boy Scout Jamboree July 10-19. JAW is on the air with a new rig. K5CME will be portable from Oak Ridge for the next two months. Send reports on time. Traffic: (June) W5CCD 403, K5AGJ 278, W5UXE 174, HNS 88, MIXQ 31, IHI 20, JAW 11, K5HXY 6, W5BMD 4, EA 4. (May) W5UXE 526, K5AGJ 187, W5NDV 120, MIXQ 84, IHI 35, K5HXY 12, W5JAW 8, BMD 6, EA 4.


MISSISSIPPI—SCM, John Adrian Houston, sr., W5EHH—The Cleveland Amateur Radio Club's Fourth Annual Picnic held June 9 was well attended, amateurs from five states being present. K5BKK is home for the summer vacation from school in Virginia and is very active on 75- and 15-meter phone and 20-meter c.w. K5DLN may be heard on week ends fixed portable from his cabin on Lake Reulah. K5FEC and ENG both recently purchased Globe King transmitters. The Cleveland Club meets every other Fri. night in its recently-completed clubhouse. K5HPV, HPX and IFW may now be heard on 75-meter phone instead of 40-meter c.w. Traffic: W5JHS 136, RIM 32, EHH 20, GG 10, K5BKK 6.

TENNESSEE—SCM, Harry C. Simpson, W4SCF—SEC: RRV, PAM; PQP, RM; IV. Congratulations to PFP, who is the proud new owner of an NC-300, compliments of the Memphis Hamfest. It matches his Valiant very nicely. PL, with another fine total, reports his XYL is in a Chattanooga hospital. Very nice bulletins were received from the Alabama Section, Kingsport and Memphis Clubs and Alabama MARS. WQT, making like Times Square, visited NGO, CZE, BQG, BMI and GEN, in addition to attending four hamfests. In turn he was visited by GGM, PQP, WTP, KPP, AGC, VKE, ACG, MYD, CVM and GEN. FLW monitors 50.1 Mc. 10 hours daily. ZBQ and TDZ both report fine auroral openings on 6 meters June 30. ZBQ says c.w. conditions were particularly good. K4DJO profited from the same openings by working three new states, bringing his total to 45. EWC has two accomplishments this month—working a UA2 on 75-meter phone and teaching SCF how to renew engraved letters on receiver panels. He can be contacted for details on the latter. PAH invited all old members of ETPN to renew their activity on this fine net. K5CME 4 is now active from Oak Ridge on 40-meter s.s.b. 5A4TC ex-K4WCL, is looking for friends on 20 meters. Field Day messages were received from 74s WQT, COY, EM, KTD, SKH, TRC, DYE and the Harpeth Valley ARC. IGW introduces new Humboldt hams K4LMI and ex-KL7BIV, K4POL. The Humboldt ARC station made 318 contacts during Field Day. ZJY, now awaiting an "F" call, would like to hear from his friends, who may write him at 1272-1 AACS Det., APO 84, N. Y. Traffic: W4PL 1451, W5RCF 736, W5IGW 81, VJ 63, OGG 52, IV 46, SCF 34, EWC 29, UVL 29, DCH 26, YRM 26, K4BMC 18, GFL 17, W4SRK 11, MKQ 9, FLW 8, HUT 6, PAH 6, HXK 5, TDZ 4, WQT 4, ZBQ 2, CME 1, K4HSN 1, W4FN 1, K4HSP 1, PLC 1, W4PVD 1, TRC 1, TYV 1, WQW 1, ZIA 1, ZJY 1.

GREAT LAKES DIVISION

KENTUCKY—SCM, Albert M. Barnes, W4KKW—SEC: JSH, PAMs: VJV and SCD, RAI: QCD, JUI and ITO a father-and-son combination, both OES, turned in a very interesting and comprehensive report on temperature inversion and Sporadic E skip on 6 meters. JUI walked away unharmed from a car accident that completely demolished his car. K4KIN is going back to college. Meantime K4KIO will operate the rig. K4GAG has a new home-brew 813 rig running 260 watts on 20-meter DX. K4HCN also is building a new high-power rig. It is with great regret that we announce the passing of BZT, of Southgate. Earl was an old-timer active on 10 and 15 meters and helped in Field Day contests, too! New OPS: SZL, New ORSs: K4KIN and K4KIO. RAI QCD reports that KYN handled 253 messages in 30 sessions with an average of 8.4. A new station checking in KYN is K4JPP. Ft. Campbell, QCD also delivered 19 messages from a homesick soldier in Germany with lots of relatives around Corbin. KKG made a vacation trip to the West Coast and saw lots of his W6 friends. W4KWR, secretary, of the ARTS, visited Ye Old SCM and we had a nice ragchew. PAM SUD helped out in Cameron and Lake Charles after Hurricane Audrey struck. The Amateur Radio Emergency Corps (AREC) assisted Northern Ky. Auxiliary Police in handling auto parking July 4. Participants were AUD, RHZ, BZY, K4KFO and TZT. SEC JSH reports the total number of AREC members is 163 with 151 full members and 12 supporting. There are 27 official mobile units in the section with 12 local emergency nets in operation. PAM VJV reports KPN held 26 sessions with a total QNT of 502. Traffic was 96. DAF is going to college. Traffic: (June) W4ZDB 390, KKW 141, QCD 126, K4KIN 105, (Continued on page 104)

Dependability



for building.... or rebuilding

Mallory has been a respected brand name in electronics for years. Long recognition and widespread acceptance are not easily earned—they come from continuous engineering and proof of performance.

Mallory vibrators, for example, offer up to twice as much life—from a completely new concept in contact design. This innovation also reduced driving power requirements and virtually eliminates mechanical noise.

Mallory research and development gave the industry Mallory FP capacitors. Featuring etched cathodes and

fabricated plates, these long-lived units hold their rated capacity longer—even under severe service.

Good designs like these are part of Mallory's unceasing efforts toward complete dependability—toward making the best possible components for new circuitry or for rebuilding.

That's why you, as an amateur—as a hobbyist—as a service technician—or a professional engineer, can rely on Mallory components for any service. See your Mallory Distributor today—for all your component needs.


P. R. MALLORY & CO. Inc.
P.O. Box 1558
INDIANAPOLIS 6, INDIANA

P.R.MALLORY & CO. Inc.
MALLORY

YOU'VE READ ALL ABOUT THE GREAT NEW

Collins KWM-1

first Mobile SSB transmitter . . .



NOW IN STOCK
at "the place to buy . . ."

WORLD RADIO LABORATORIES

Save space and cost with this new 14-30 mc 175 watt PEP input transceiver for fixed station or mobile operation. Frequency stability and readability is comparable to that of the KWS-1/75A-4. The panel meter serves as an S-meter during receive and multimeter during transmit. Break-in CW using VOX circuits is built-in, as is a side tone for monitoring CW. Ten 100kc bands are available anywhere in the 14-30 mc range.

Net: \$770.00

ONLY \$77.00 Down

\$44 12 per mo.

516E-1 12 vdc Power Supply	\$248.00
516F-1 115 vac Power Supply	103.00
312B-2 Speaker Console with directional wattmeter	146.00
312B-1 Speaker in cabinet	25.00
351D-1 Mobile Mounting Tray	TBA

and, of course, top trades

AT THE

"World's Largest Distributor of Amateur Radio Eqp't."

WORLD'S MOST PERSONALIZED ELECTRONIC SUPPLY HOUSE

World Radio
LABORATORIES
PH. 2.0277

3415 W. BROADWAY COUNCIL BLUFFS, IOWA

Send Me

**FREE
1958**

CATALOG!

AND COMPLETE INFORMATION ON THE NEW COLLINS KWM-1. I WISH TO TRADE-IN MY CURRENT

Name: _____

Address: _____

City & State: _____

W4JSH 74, RPF 45, BAZ 42, K4KIO 41, HBF 34, W4RHZ 28, CDA 14, MWX 14, K4IMW 11, W4KKG 11, SZL 8, BZY 2, JUI 2.

MICHIGAN—SCM, Thomas G. Mitchell, W8RAE—Asst. SCM (c.w.) Joe Beljan, 8SCW; Asst. SCM (phone) Bob Cooper, 8AQA, SEC (acting): RAE. Since my vacation schedule dictates that this report be filed before the traffic reports arrive, the next report will contain traffic totals for both June and July. This is an opportune time to report to all members of this section on the results of the RACES meeting held in Lansing on June 15. That meeting was called by RDN, who is the new State RACES Radio Officer as reported last month. The purpose of this meeting was to determine the status of AREC and RACES in Michigan. Persons in attendance included about half of the Area Radio Officers, representatives of the Michigan Office of Civil Defense, and guests interested in the subject of RACES. It was most gratifying to witness the sincere interest in amateur radio facilities, as expressed by MOCED representatives, and to hear first-hand the plans that they have to integrate our service. Mr. Henmye (RDN) is very well qualified for the new appointment and we are most fortunate to have such a person in that position to represent our interests. The agenda included topics presented by MOCED officials, SOX reporting on "RACES and State Communications," WFA reporting on "Area Organization Methods" and RAE reporting on "AREC and RACES". It was agreed that the present AREC and RACES organizations would remain the same except for changes in a few appointments that may be deemed necessary because of inactivity or lack of interest. Until such time as the existing RACES plan can be modified, we will use the facilities of the existing MEN and QMN nets to handle state traffic during drills and tests. Plans were submitted for approval to hold several similar meetings during the late summer and early fall to revise the present RACES plan and to make such changes in the organizations as will stimulate both AREC and RACES to the necessary level of efficiency and dependability. At the close of this meeting all present felt a sincere unified effort on the part of all toward the common goal. It is very evident that the MOCED needs and wants our help. Let's all assist our AREC and RACES officials in every way possible.

OHIO—SCM, Wilson E. Weckel, W8AL—Asst. SCMs: J. C. Erickson, 8DAE, and E. F. Bonnet, 80VG, SEC: 1UPB, RMs: DAE and FYO, PAMs: HPP, HUX and HZJ. K8EKG has a new 40-meter Zepp, VZ received Worked All Ohio Counties certificate No. 5. K8DHU received his General Class ticket. The Belmont County C.D. RACES plan has been approved and the call is K8EEM, with YCM as Radio Officer and HZJ as Director of Communications. CGF has a new Viking II. CSK and HAI graduated from high school. The Denison U. RC has put out a bulletin and it tells us they have KN8DNE, DON, EKI and EKJ as new hams. DNE and EKI are father and son. On June 8 the Fulton County ARC put on a three-hour show with talks, exhibits of modern and old spark gear, mobiles and demonstrations for a Boy Scout Camparee near Defiance with DFN, CPR, ZHQ, VAQ, SXU, SMW, JR, K8s BJL, CSX, CLI and KN8BNP taking part. PBX has a new 6-meter beam 65 feet high. 40MW was forced to give up the editorship of the Ohio Valley ARA's *Other Waves* because of a heart condition. KVX was appointed to fill his shoes. JJW received a painful arm injury while helping JIN to erect his new 97-foot steel tower. K8CAG and K8DEY received their General Class tickets and CAG has a new WRL-300, AJW and TZO are now RSGB members. The Toledo CARMAR Club is being reactivated and will use WSX during Field Day. K8BNR had a close call with the grim reaper while working around 13,000 volts at work and spent a long period in the hospital with a badly-burned face, arm and chest. TND also spent many weeks in bed at home with gangrene in both feet. ZS2HX visited nine days in Toledo with local hams. On Father's Day OPU, his XYL OPV and VTP visited your SCM. Canton hams had a rash of babies, OJW and PZG each a son and OJZ a daughter. SWB left on a hitch in the Navy. SP2DG, on 14,050 kc., is trying to work all of the Ohio counties, so try to give him your county and get a county at the same time. Forgot to mention in last month's report that NBK was the high 14-Mc. c.w. scorer in the 8th District in CQ's DX Contest. JND has finished boot camp and will be going to an electronic school soon. The stork brought a baby boy to VFT's XYL. ZYU received a QSL from UC2KAB. GKB worked VS6DV on 21-Mc. c.w. The Cuyahoga County AREC had a busy month. First it furnished communications needed to control Cleveland's Flag Day parade, with AEU, BDZ, LHX, PZR, VM and K8ABA taking part. Second, Cleveland had a tornado alert and 45 stations in 27 surrounding communities

(Continued on page 106)

Printed Circuit OSCILLATORS

The operating tolerance of a crystal is greatly affected by the associated operating circuit. Because of our precision printed circuits and quality components, the use of the FO-1 oscillator in conjunction with the FX-1 crystal will guarantee close tolerance operation—up to .001% if desired.

FO-1


Fundamental Operation, 200 KC to 15,000 KC.
Available in kit form, or wired and tested. Tolerances of .01% and .005% with appropriate FX-1 crystal. Tolerances of .0025% and .001% available only in wired and tested form, together with appropriate FX-1 crystal.

FO-1B

Overtone operation (five bands) 15 MC to 60 MC. Same as FO-1, EXCEPT: please specify which band coil you desire in these five ranges:
15-20 MC, 20-30 MC, 30-40 MC, 40-50 MC, 50-60 MC.

FO-1 and FO-1B OSCILLATOR

Kit (less Tube and Crystal)\$3.95
Wired and Tested with tube (less Crystal)\$6.95




FO-1L OSCILLATOR

Printed circuit oscillator for band-edge calibrator and frequency standard use.

(Additional requirements:
Power 6.3 volts AC @ 150 ma
150 volts DC @ 8 ma)


Kit Complete with
Tube and Crystal\$12.95
Wired and Tested\$15.95
100 KC Crystal Only\$ 8.50



FMV-1 10 KC MULTIVIBRATOR

Used in conjunction with the FO-1L 100 KC Oscillator to form a complete secondary frequency standard. When the FO-1L 100 KC Oscillator is accurately tuned to zero beat with WWV transmissions, precise frequency measurements to 30 MC can be made. (Additional requirements: Tube—12AT7; Power—6.3 volts AC @ 300 ma; 150 volts DC @ 15 ma).

Kit, less tube\$5.95
Wired and Tested, with tube\$8.95



HOW TO ORDER

For fastest possible service, International Units and/or Crystals are sold direct. When cash accompanies order, International pre-pays postage. Otherwise, shipments are made C.O.D.

FREE CATALOG

For future reference, send for FREE Catalog showing International's complete line. Crystals available from 60 KC to 100 MC.

International
CRYSTAL MFG. CO., INC.

18 N. LEE OKLAHOMA CITY, OKLA. PHONE FO 5-1165

SEE AD ON OPPOSITE PAGE

Before you buy ANY
HAM EQUIPMENT
.... GET
Henry's DEAL



HAMMARLUND

HQ110 • 20 monthly payment \$11.30.
\$22.90 down. CASH PRICE \$229.00.
Designed all the way with the amateur
in mind. Smart, modern receiver packed
with all the features an amateur wants.
Clock timer \$10.00 extra.

**HENRY HAS THESE HAMMARLUND ITEMS
IN STOCK FOR IMMEDIATE SHIPMENT**

- HAMMARLUND HQ140XA..... \$249.50
- HAMMARLUND HQ150..... 295.00
- HAMMARLUND HQ100..... 169.00
- HAMMARLUND PRO310..... 595.00

Complete stock of all transmitters, receivers, antennas, rotators, towers, parts, accessories, equipment. Henry has ALL the new equipment first.

PRICES SUBJECT TO CHANGE
TRADE — CASH — TERMS

WRITE, WIRE, PHONE HENRY NOW

**Henry
Radio
Stores**

Phone 395
Butler 1, Missouri

GRonite 7-6701

11240 West Olympic Blvd. Los Angeles 64

Send
for
Free
Catalog

checked into the 10- and 6-meter nets. Those in the 6-meter net were TFW, TXC, CTP, NRI, CWW, LBX, QLS, UDL, UKC, FFA, HZY and K8BXY. Those in the 10-meter net were AEU, OPX, BDO, NZC, OHJ, VBN, OPC, SKG, MWE, BUQ, UEM, OED, ZJQ, MAE, QXS, OJR, INW, FKB, OKI, SGO, FFK, WLM, CYT, RDP, LVM, BMX, OVS, JFD, PVC, K8s CFH, EDJ and AET. The stork brought SZU's NYL a baby boy. The South East ARC of Cleveland had 14 pass their Novice Class examinations and receive their tickets, so the club's code class was a big success. Those licensed are KN8s GEK, GGU, GGV, GGW, GGX, GGH, GHI, GJE, GJI, GJJ, GJK, GKC and GKD. K8BPX received WAC as a Novice. TCT is mobile on 6 meters. Toledo ARC's hams of the month are those on the TVI committee, namely, BZD, HSW, RZQ and TQY, for their untiring work. AMW has a twelve-element beam on 2 meters. The stork brought a baby girl to BTW and his NYL LGY. SUP won the Bishop's gold cross for religion when he graduated from high school. STF is now mobile. CSK made BPL in June. A new appointee is GPH as OPS. Traffic: (June) W8CPH 488, K8BPX 319, W8CSK 310, DAE 96, IINB 58, VYU 44, GKB 43, SZU 43, K8DDG 27, W8AL 26, CGF 12, GQD 9, QIE 8, SVL 6, FFK 4, MGC 4, MNO 4, STR 4, LAIB 1. (May) W8MIXO 9, K8BPX 8, W8SVL 4.


HUDSON DIVISION

EASTERN NEW YORK—SCM, George W. Tracy, W2EFU—SEC: KGC, RM: BXP, PAMs: JGG and NOC. Section nets: NYS on 3615 kc. at 1900 EDST. NYSPTEN on 3925 kc. at 1800 EDST, Civil Defense Command Nets, 3993 and 3509.5 kc. Sun. at 0900 EDST. MHT on 3716 kc. Sat. at 1300 EDST. From all reports Field Day 1937 was very successful, as evidenced by six reports received by the SCM. PHX says the new vertical for 80 meters has low SWR but little radiated signal. K2EDI is off the air until September. An overloaded generator caused trouble on Field Day for the Harmonic Hill Club. They'll do better next year, reports WQL, new editor of their *Zero Beat*. K2RUU is teaching RTTY to his Naval Reserve Unit. The June 10 communications drill proved our State C.D. Command Nets can move traffic when a clear channel is available. Fifty messages were handled in three hours at State Control Center, according to BGO. Their three channel RTTY system can handle upwards of 700 words per minute with two transmitters and seven receivers at the main station of the system. 15 meters enabled a serviceman at KZ5JS to obtain leave to visit his critically-ill mother in Troy through K2HPQ. Nice work, Dave. New appointment: K2TCD as OO. NYSPTEN reports 10 call-ins over a period of two months qualifies new members for net certificates. K2HNW, professor of physics at Union College, spent the summer teaching in California. Traffic: (June) W2HPX 170, EFU 127, K2HPQ 78, W2PHX 74, K2QVA 68, W2LKI 38, GCII 18.

NEW YORK CITY AND LONG ISLAND—SCM, Harry J. Dannels, W2TUK—SEC: ADO, PAM: OBW, RAJ; WFL, Section nets: NLI, 3630 kc. nightly at 1930 EDST and Sat. at 1915 EDST; NYC-IJPN, 3908 kc. Mon. through Sat. from 1730 to 1830 EDST; NYC-LI AREC, 3908 kc. Sun. at 1400 EDST. The traffic nets are a little short-handed during the summer season, but all nets continued their fine performance. Credit goes to the stalwarts who keep the traffic moving. BPL cards go to W2s KEB and KFV and K2PIIF. Field Day enthusiasts enjoyed one of the most successful FD week ends in postwar history, with excellent weather and radio conditions providing high scores. K2ECY has a new NC-300. K2DEM operated portable from camp at Peekskill. New officers of the Bronx HS of Science RC are K2IYC, pres.; K2YMZ vice-pres.; and K2QDD, secy. TUK installed a new Gouset Bantam beam on 20 meters to keep skeds with his Dad, 2GG/4, in Florida. K2SEK increased power to 60 watts and reports into both the Phone and C.W. Section Nets. The Larkfield ARC is a newly-formed club in the Northport Area. CEV, Staten Island, has returned to the NLI Net after a long absence. K2TGW is the first YL to get a ticket at BVII. The Thomas Jefferson HS. HQL received his DXCC-150 sticker. Joe has a wonderful set of color pictures of Navassa Island, where he and TWC worked more than 300 stations in less than ten hours of DXing. K2CMV added a Q-multiplier to his HQ-129X. K2IDD has a new NC-300 to go with his DX-100. K2KRJ joined the 10-meter mobile ranks. BXS and his NYL, K2ESO, welcomed their fourth addition—a fourth daughter! New officers of the Nassau RC are K2HEA, pres.; M. Levine, vice-pres.; NYN, secy.; and KN2YAL, treas. K2s PFA and RTE are at camp in Port Jervis. K2RNV made WAS on 7 Mc. KN2VGV is operating on 40 meters and is planning 6-meter fixed and mobile work. New officers of the

(Continued on page 108)

before you buy **ANY**
HAM EQUIPMENT
 GET
Henry's DEAL



hallicrafters

**Model SX101
 Hallicrafters**

\$39.95 down, 20 monthly payments of \$19.50.
 CASH PRICE **\$395.00**. Big rugged, the SX101
 utilizes the heaviest chassis in the industry... an
 amazing marvel of stability... designed to out-
 perform any other model in the market today.

**HENRY HAS THESE HALLICRAFTER ITEMS IN STOCK FOR
 IMMEDIATE SHIPMENT**

Hallicrafter HT32... \$675.00	Hallicrafter S53A... \$ 89.95
Hallicrafter HT33... 775.00	Hallicrafter S85... 119.95
Hallicrafter S94 and S95... 59.95	Hallicrafter SX99... 149.95
Hallicrafter S38D... 49.95	Hallicrafter SX100... 295.00
Hallicrafter SX104... 89.95	Hallicrafter SX62A... 349.95
Hallicrafter SX105... 89.95	Hallicrafter R46B speaker... 17.95

**Complete stock of all transmitters, re-
 ceivers, antennas, rotators, towers,
 parts, accessories, equipment. Henry
 has ALL the new equipment first.**

PRICES SUBJECT TO CHANGE

Trade • Cash • Terms

Write, wire, phone or visit either store today.

Butler 1, Missouri
 Phone 395



Henry Radio Stores

GRanite 7-6701

11240 West Olympic Blvd. Los Angeles 64



TOP TRADE-INS

We try to top all offers.
 Your trade-in makes down
 payment. Write for our
 offer.

EASY TERMS

90 days open account or
 10% down-up to 20
 months. We finance. Pay-
 ment within 90 days can-
 cels all interest. Write for
 details.

**A-1 RECONDITIONED
 APPARATUS**

Nearly all makes and mod-
 els - Big Savings - Ten day
 trial-90 day warranty. 90-
 day full trade back on new
 apparatus. Write for bulle-
 tin.

**PERSONAL SERVICE
 FAST DELIVERY**

Your inquiries and orders
 handled same day. Write,
 phone or wire us.

COMPLETE STOCKS

Henry has everything in the
 amateur equipment field,
 new or used... transmit-
 ters and receivers.

*Send for NEW
 FREE Catalog*



Bob Henry,
 W0ARA
 Butler, Mo.



Ted Henry,
 W6UOU
 Los Angeles


"World's Largest Distributors of Short Wave Receivers."

VALLEY Electronic Supply Co.

STORES IN
BURBANK AND VAN NUYS, CALIF.

"Serving
the West"

HALLICRAFTERS SSB



NEW! HT-33
1 KW SSB AMPL CW. AM
80, 40, 20, 15, 11-10 meters.

AMATEUR NET:
\$775.00

..... VALLEY ELECTRONIC IS THE "FINAL WORD!"

Trade-Ins. Save time, money. Get the "final word" from Valley first! Equipment. All the top name equipment first. Service. Over 200 years of combined ham experience.

FREE! Novice classes at both stores!
Hundreds have graduated to date
Phone for details.

Some prices slightly higher west of the Rockies



VALLEY ELECTRONIC SUPPLY CO.
1302 W. Magnolia, Burbank, Calif.
Victoria 9-4641
17647 Sherman Way, Van Nuys, Calif.
Dickens 2-5143

Columbia University ARC are 5YHV, pres.; K2CUI, vice-pres.; K2ABA, secy.; K2VXX, treas.; ZTD, comm. mgr.; UTVV, tech. dir.; K2JYD, c.d. dir.; and ISDO, trustee. K2RKL converted an HRO-50TA1 to his station plus crystal converters for 220 and 420 Mc. LPC is mobile with a G66-B and G77. ONF moved to Suffolk County. KN2YJC sports a new beam on 15 meters. OTC has a new 75A-4. BTP spends time on 75 meters with a B&W s.s.b. rig. HAE is enjoying his newly-acquired 75A-3. MCG and LHH are radio-controlling model airplanes. K2JYH chases DX with his fine DX-100, NC-300 and WRL tri-band beams.

NYC-LI SECTION QSO PARTY SEPT. 7-8, 1957

The New York Radio Club announces a New York City-Long Island Section (QSO) Party in which all amateurs are invited to participate. Details follow:

1. *Times:* 24-hour week-end contest starting 1800 EST Saturday, Sept. 7, and ending 1800 EST Sunday, Sept. 8.
2. *Frequencies:* Use all bands, phone and c.w. The following frequencies are suggested: 3630, 3910, 7000, 7265, 14060, 14240, 21,080, 21,350, 28,890 kc.; 50.1 and 144.5 Mc.
3. *General call:* Outside stations call "CQ New York-Long Island," or "CQ NLI" on c.w. Stations in the section call "CQ from New York-Long Island" on phone and "CQ de NLI" on c.w. 4. *Exchange:* NYC-LI stations send QSO number, RS or RST, and county — Bronx, Brooklyn, Nassau, New York (Manhattan), Queens, Richmond (Statens Island), Suffolk. Outside stations send QSO number, RS or RST, and state, province, or country. Use log form similar to that for SS. 5. *Scoring:* Count 2 points per completed QSO, multiplied by the number of counties or states, provinces, or countries. Multiply this total by 1.25 if input power is under 150 watts at all times. Only one QSO per station will be counted regardless of bands used. 6. *Awards:* A certificate will be issued to all those working the 7 NYC-LI counties during the party. The highest scorer in each NYC-LI county will earn a certificate. Also the highest scorer in each outside state, from which more than 2 entries are received, will earn an award. Finally, first, second, and third place stations, both in and out of the section, will receive a certificate. Multioperator stations are ineligible for awards. 7. *Logs:* Send logs to M. M. Freedman, W2ASL, President, New York Radio Club, 3 Channel Drive, Kings Point, L. I., New York. Logs postmarked later than October 1 will be disqualified. The decisions of the contest committee will be final.

BCNU September 7 and 8!

K2PHC is using verticals on 15- and 20-meter phone. New officers of the Bell Labs ARC are K2AMT, chairman; DAC, vice-chairman; K2OXV, secy.-treas.; and KN2ZBI, librarian. K2SEK wishes to announce the beginning of the Long Island Novice Net (LINN) on 3745 kc. Mon. through Sat. from 1800 to 1845 EDST. All interested Novices and others are invited to participate and report their traffic totals to the SCM. K2MEM runs 100 watts and receivers on an ARR-7. 9FD1-2 at Mitchell AFB runs a Viking Ranger as a mobile rig. The New York RC sponsors the first NYC-LI Section QSO Party. Details appear in this issue. Hope to see the section well represented. Traffic: (June) W2KEB 1904, K2PHF 514, W2KPV 509, K2ECY 243, W2BO 128, K2DEM 121, LUM 75, W2DRD 65, AEE 61, JGV 36, K2RJO 32, W2TK 30, K2PSE 25, KSP 20, SEK 19, W2YKQ/2 17, K2AAW 14, W2EC 14, PF 14, K2MEM 10, W2CEV 8, K2LEP 6, TSE 6, W2IVS 5, OME 5, K2DQD 2, (May) W2HAC 18, UGF 15, OME 6, K2ITZ 3, RKL 1.

NORTHERN NEW JERSEY—SCM, Lloyd H. Manamon, W2VQR—SEC: IIN, PAM: VDE. RMs: BRC, NKD and CGG. K2AJV passed the Extra Class exam. The GSARA has completed its first code instruction class under the supervision of Don Marx. Fifty signed up for the course, eleven have taken the final exam with nine passing. K2IRC is mobile on 6 meters. The Lakeland Amateur Radio Assn. held its second annual hamfest on Aug. 4. PWX is spending some time in New Mexico. While there he keeps in contact with K2MGO, his son, who keeps the home fires burning. JCU and IMU are active in NJN after a long absence. IMU will be operating from the schooner *Lively Lady* en route to Bermuda. BRC vacationed in Upper New York State where the fishing is good. The IRAC en-

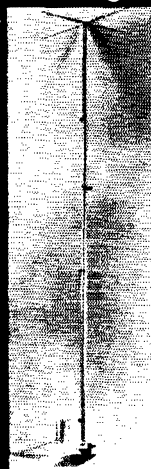
(Continued on page 110)

Beware of Imitations!

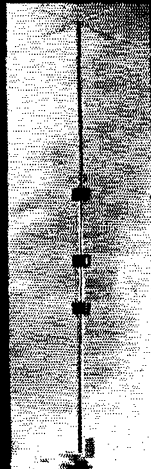
INSIST ON HY-GAIN'S ORIGINAL INSU-TRAP VERTICALS,
TESTED & PROVEN IN THE WORLD'S HAM SHACKS!

the Only Low-Cost BANDSWITCHING VERTICAL ANTENNAS that Really Work!


the *hy-gain*
Economy Toppers



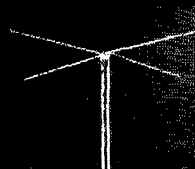
the *hy-gain*
Auto Toppers



Sensational new Insu-Trap, the only tunable, weatherproof trap circuit, maintaining low SWR on the 10-40M bands. Allows for automatic bandswitching and isolates the various sections of the Auto-Toppers.



Hi-Q base loading coil for maximum efficiency on 80 and 160 meter bands. Positive connection through pressure tapping clip.



New "capacity hat" electrically lengthens the vertical and increases radiation efficiency. Included with all Toppers.

Economy Toppers offer multi-band vertical operation with manual bandswitching at the lowest possible cost, allowing the ham to save money while saving space. Proper operation on all bands is maintained by the correct tapping of a base loading coil furnished with each system. Antenna comes complete with vertical aluminum mast sections, loading coil, polystyrene base insulator, coil tapping clip, base mounting plate and universal guy rope or side mount bracket and bracket insulator, all necessary hardware and complete instructions.

40-V (for 40-10M)

ONLY
\$1895

80-V (for 80-10M)

Only
\$1995

40-AV (for 40-10M)

ONLY
\$2795

80-AV (for 80-10M)

Only
\$2995

To include the 160M band, add \$3.00
for the 160-V or 160-AV

Similar in general design and appearance to the Economy Toppers with the exception of the three revolutionary Insu-Traps, the Auto-Toppers offer automatic bandswitching 40 through 10 meters, and maintain exceptionally low SWR on all bands through use of three sensational weatherproof Insu-Traps, and a base loading coil on 80 and 160 meters. All Toppers are calibrated for fone and CW on all bands. Comes complete with all parts listed for the Economy Toppers, plus the three Insu-Trap sections.

and the complete line of *hy-gain* ANTENNA PRODUCTS!

IN STOCK AT LEADING AMATEUR RADIO DISTRIBUTORS EVERYWHERE

Write for Complete Brochure!

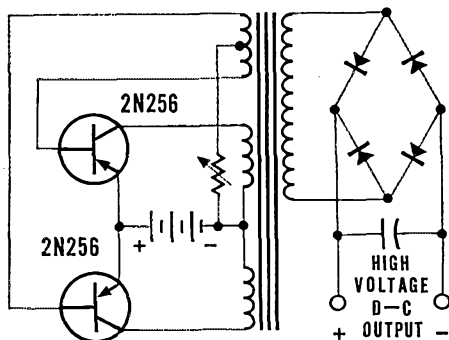
hy-gain antenna products

1828 N STREET

LINCOLN, NEBRASKA


109

Transistorized Power Supply



Go modern. Build this transistorized mobile power supply using popular CBS 2N256. Compact combined inverter, rectifier and filter operates from automobile battery. Delivers up to 50 watts dc output . . . for example, 250 volts at 200 ma. Replaces troublesome vibrator pack or dynamotor. Has no moving parts and offers efficiencies up to 85%. Inverter output is square-wave . . . 0.1 mfd filters it. This easy-to-build supply is ideal for mobile . . . transmitter, receiver, sound system, etc.

CBS 2N255 (6-volt) and 2N256 (12-volt) power transistors are useful in many other economical amplifiers . . . fixed or mobile. Write for CBS Power Transistor Applications, PA-16, for complete details on 15 practical circuits, including this power supply. Or pick up Bulletin PA-16 along with your 2N255 and 2N256 transistors at your CBS Tube distributor's.



2N256...\$3.00 net

2N255...\$2.60 net

CBS-HYTRON

Semiconductor Operations, Lowell, Mass.
A Division of
Columbia Broadcasting System, Inc.

joyed a talk given by K2GQ on RTTY. IMM was elected vice-pres. of IRAC. K2GIF went on vacation to Cape Cod. K2TWK has a new v.t.o. K2OAM is interested in establishing a 2-meter net for traffic-handling. K2SKK reports RTTY installation at his home QTH. IZXA, now is complete. K2PLF is getting started in traffic work and likes it a lot. His dad, K2TEO, has just received his General Class license. K2JTV is active in the NJFN. RXL occasionally shoots for 20-meter DX. KFR operated 10-meter mobile while on vacation on Cape Cod. K2RIC is a regular member of the FNJ. Bob has a new all-band rig in the planning stage. The NJFN's annual picnic was a huge success with 45 net members attending. VDE has started an AREC net on 3900 k. Sun. at 1400. The New Jersey Phone Net members now have call letter lapel pins. K2CHI has joined the Air Force and is stationed in Texas. WN2FEQ is a new Novice licensee in N.N.J. K2EFA graduated as E.E. from Rutgers and will do post-graduate work at M.I.T. IAT is getting back on the air with a new 811 rig. EKU should be back on the air soon. K2PSX is building a new 150-watt rig. K2OAM is active in Fairlawn RACES organization. The Forty New Jersey Net has issued its second in a series of net bulletins. K2AV is the extraordinary editor-in-chief of this excellent net bulletin. K2MFF had the rig with him at Boy Scout camp. K2RKH has a new 20-A exciter. On June 15 FNJ conducted a field trip and the following shacks were visited: K2OY, PYL, RKH, QYL, MMM, RIC, TNJ and AJV. A new ham in Belleville is WN2LIL. GYU is back from a trip to California. K2UQY lost his antenna during a storm. New Jersey amateurs and the entire state RACES organization did a tremendous job during "Operation Alert '57." The State Director of Civil Defense has asked that his sincere thanks and appreciation for a job well done be expressed through this column. State RACES control has added a new 150-ft. tower with 144-Mc. antenna atop the new tower.

Preliminary tests show that most of the State can be covered with ease on the 2-meter channel. The new installation is one in a series of improvements that are planned for all-band operation at state control. The new tower is a ham's dream, self-supported 150 feet straight up with the new type 4X "Station Master" antenna on 144 Mc. extending up another twenty feet above the tower apex, total 4X-gain omnidirectional with Styroflex feedline and Gonset final on the station end. Traffic: (June) K2GIF 222, BHO 188, MMM 119, OAM 101, W2BRC 98, K2MFF 65, RIC 61, MLW 71, W2VDE 57, MLW 71, RXL 56, KFR 44, K2BHQ 42, MFX 42, OAM 36, AJV 34, TNJ 27, QYL 23, PLF 18, W2CVW 17, K2BWQ 16, W2WOJ 14, OXN 12, K2PCO 10, W2VMX 8, N1Y 6, K2SKK 2. (May) W2VMX 15.

MIDWEST DIVISION

IOWA—SCM, Russell Marquis. W8BDR—INJM, National EC, was guest speaker at the Des Moines Club meeting on June 12. NWX, LGG and BDR also were present. The 160-Meter Net held its annual picnic near Grand Junction. Seventy-seven hams and their families were present. NWX and BDR gave brief talks. JAD and K8FXN received EC appointments. MG renewed his SEC appointment. Also the following were renewals: LGG and QVA as RMs, UTD, NYX and QVA as ORS and JDV as ORS, Section Net certificates were issued to the following TLN members: K8CLS, CYF, GBD, GXC, W8COD and SLC. KSF is on the air with a new DX-100. GXQ and FMX were on vacation. YDV has a new 75A-4 and Tri-Band beam. Several clubs and groups were active in the Field Day exercise. NWX visited the Sioux City Club. K8GBD has a new RME-4300. SCA has a new de luxe shack complete with TV and rocking chair. YUA and DPT, father and son, went on a fishing trip to Minnesota. LCX missed his first RPL in several months because of remodeling the shack but promises to be back hard at it next month. EHH, mobile, originated traffic from a church conference near Fairfield. Traffic: (June) W8BDR 1469, SCA 1149, PZO 1075, LGG 807, CZ 402, BJP 392, LCX 250, GXQ 204, QVA 143, K8CLS 70, W8BLI 72, LJW 65, NYX 35, K8BRE 34, W8KVJ 34, K8CYF 29, W8NGS 28, FMZ 25, UTD 20, K8CFB 16, W8VWF 14, K8EXN 10, GBD 9, GXC 9, W8SLC 7, HNE 4, FDM 1. (May) W8BLI 149, K8DON 16. (Mar.) K8AHZ 15. (Feb.) W8AHZ 7.

KANSAS—SCM, Earl N. Johnston, W8ICV—SEC; PAH, RM; QGG, PAM; FEW. Did you note our new PAM? Yes, FNS decided to let someone else take the helm as PAM. Bake has done an outstanding job in looking after the KPN so conscientiously and although his work will be missed we know he surely deserves a long rest. We wish to welcome LEW, of Yates Center, to the post. Bob has an outstanding signal that is heard all over the State and we feel sure he will do a good job with the KPN. All of us deeply mourn the

(Continued on page 112).



Morrow
MBR-5

GREATER SELECTIVITY

"13 tubes,
and what do you get?
The power and
performance of a
20-tube set!"




Advanced Morrow circuitry gives the MBR-5 amazing performance in a rugged, compact unit offering more features and more value for your money.

HIGHLY SENSITIVE ($\frac{1}{2}$ microvolt on all bands) 100 kc. Crystal Standard built in.

EXCLUSIVE SQUELCH CIRCUIT eliminates interstation noise, but opens on the weakest signal.

SSB, CW, AM RECEPTION. Separate AVC switch.

ILLUMINATED "S" METER measures incoming signals, doubles as field strength meter for tuning transmitter.



COMPACT AND HANDSOME. 4" high, 11 $\frac{3}{4}$ " long, 6 $\frac{1}{2}$ " deep. Hammertone case matches MB-560.

MBR-5 Amateur net, \$224.50
less power supply

FOR CONVENIENT TERMS, SEE YOUR NEAREST JOBBER

Matched Accessory Equipment

MB-560 TRANSMITTER

"More talk power" on all bands.
90-watt CW, 60-watt Phone.

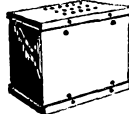
Amateur net \$214.50



RVP-250 POWER SUPPLY

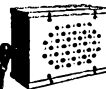
Mobile vibrator pack for MBR-5 and exciter of MB-560.

Amateur net \$39.50



SH-7 SPEAKER

5"x7" speaker in sturdy hammertone case. Amateur net \$11.50



MLV-50 INDUCTOR

Motor driven for remote control tuning of whip. Amateur net . . . \$24.95



FS-1 FIELD STRENGTH METER

Measures field intensity.

Amateur net \$19.50



FREE DATA SHEETS — WRITE TODAY!



MORROW

radio manufacturing co.

2794 MARKET STREET • SALEM, OREGON
801 Dominion Bldg., Vancouver, B. C.
Prices and specifications subject to change without notice.


VALLEY

Electronic Supply Co.

STORES IN
BURBANK AND VAN NUYS, CALIF.

"Serving
the West"

NATIONAL



NEW! NC-66 RCVR

Portable • SW • BDCST •
Nav Band (150-400 KC)

Amateur Net: **\$129.95**

• • • • •

VALLEY ELECTRONIC IS THE "FINAL WORD!"

Trade-Ins. Save time, money. Get the "final word" from Valley first! Equipment. All the top name equipment first. Service. Over 200 years of combined ham experience.

W6YD W6YPA W6YML K6CRD W6QJI
W6VCR W6KSF K6PMU W6VBY K6DPH
W6LTY K6GUAZ K6BSB W6EBG K6JIM

Some prices slightly higher west of the Rockies



VALLEY ELECTRONIC SUPPLY CO.
1302 W. Magnolia, Burbank, Calif.
Victoria 9-4641
17647 Sherman Way, Van Nuys, Calif.
Dickens 2-5143

passing of FLZ June 19. It was a shock felt by all of us. NYI has received his seventh Armed Forces Day c.w. certificate. From the messages received it appears that more than ten radio clubs participated in Field Day. UWN, of Waterville, has put the finishing touches on 6 Novices who have taken their exams and he is starting a new class this winter. KNØKOH is a new call in Waterville. TOL, of Manhattan, likes his new Matchstick antenna that works so well. ICV (yours truly) is off the air temporarily because lightning hit the grounded tower. The juice followed the rotator cable in the shack—everything else was grounded. Traffic: (June) WØBLI 638, NYI 267, QGG 203, TOL 199, FNS 153, KØRNF 127, KNØHSF 85, WØIFR 79, UØL 63, ABJ 44, ONF 31, TNA 13, ICV 10, SAF 10, ASY 9, WWR 7, VZM 7, LEW 5, TEZ 5, VGE 4, KØAOQ 2, BVX 1, WØLOW 1. (May) WØUTO 7, LOW 3.

MISSOURI—SCM, James W. Hoover, WØGEP—SEC: BUL, RMs: OUD and QNO, PAM: BVL. The St. Louis RACES group has had several workouts handling communications for the C.D. Auxiliary Police during the flooding of the Meramec River. The June and July issue of *Midwest CLIXS*, published by KXL/NYI, described amateur emergency communications following the recent devastating tornado in the Kansas City Area. KØHQQ reports that the Ozark Emergency Storm Net has been organized on 29.1 Mc. KØDEX has a new 6-KVA gasoline-driven generator. CPI reports that hurricane traffic boosted his traffic this month. Several reports indicated very successful hamfests held in Sedalia and Moberly during June. CIA, ICV and KØBRA are operating s.s.b. in Springfield. GCL has returned after several months of work out of the State with the CAA. Two new ARRL Affiliated Clubs are the Missouri School of Mines Radio Club and the Trico Ham Radio Club. The 6-Meter Activity Club Net, Kansas City, meets on 50.4 Mc. at 2100 each Tue. The Midwest Teenage Phone Net has moved from 75 meters and is now operating Tue. and Thurs. on 7273 kc. at 1500 CST. KNØHQX reports working two Puerto Rico Novices on 40 meters. UXT and MHS have qualified for Traffickers 1000 Certificates. The SCM and SEC received only five messages from Field Day stations, but a much greater number were known to be operating. Traffic: (June) WØCPI 1031, GAR 584, GBJ 217, VØQ 102, OUD 96, OMI 78, KIK 71, IIR 56, EBE 21, KØHQQ 19, WØHUI 19, WFF 19, YVAI 18, KØHBT 16, WØVYJ 14, BVL 11, BUL 10, CKQ 10, LQC 10, RTW 10, EPI 9, OVV 9, KØDEX 4, IFL 4, HHY 3. (May) WØVPQ 135, EBE 43, LQC 7, WAP 7.

NEBRASKA—SCM, Charles E. McNeel, WØEXP—Field Day activity was very good in Nebraska with the following reports: Norfolk, UNI reporting, had 10 operators 5 miles west and 10 AREC members. Omaha, EQC 0 reporting, had 31 operators 4 miles northwest of Omaha. FEN reported six operators and one transmitter 3 miles northwest of Omaha. UKK reported 4 operators 5 miles south of Fairbury. ONH reported 6 operators and 2 transmitters at the air port in Hastings. VEY reported 9 operators 3 miles east of Gretnah. VQN reported 16 operators at the air port in Scottsbluffs. RTC 0 reported 4 operators at Point of Rocks near Potter. New members of the 75-Meter Phone Net are KØHKI and KØDCU, making a total of 39 for June with QNI 432 and QTC 48, as reported by MAO. SPK reports the 75-Meter Morning Net has added KØHKI and had QNI 369, traffic 87. The Western Nebraska Net is going strong, as reported by NIK, with QNI 372. There were about 65 amateurs in attendance at the Rocky Mountain Convention in Estes Park. KØEVY was all set as a relay station for the Powder Puff Derby which made a scheduled stop in North Platte this year. DDT keeps three net affiliations, Nebraska, TEX and CAN, and turns in an FB traffic report. The Lincoln Amateur Radio Club held a picnic June 30 at Bethany Park with a good attendance. PAM MAO reports very poor conditions at noon for the Nebraska Phone Net but is doing an FB job keeping it going. Traffic: KØDGW 229, WØMAO 110, ZJF 75, DDT 63, ZWG 62, NIK 38, UJK 38, SKK 34, DQN 29, EGQ 16, ZWF 15, KØDFO 11, WØTIP 11, OCU 8, PDJ 8, ZOU 7, KØELU 5, WØRCU 5, VGH 5, SWQ 3, VSJ 2, KØHKI 1, WØRMS 1.

NEW ENGLAND DIVISION

CONNECTICUT—SCM, Victor L. Crawford, WITYQ—SEC: EOR, RM: KYQ, PAM: YBH. Traffic nets: MCN, Mon.-Fri. 0645 on 3640 kc.; CPN, Mon.-Sat. 1900, Sun. 1000 on 3880 kc.; CN, Mon.-Sat. 1845 and 2200 on 3640 kc.; CTN, Sun. 0900 on 3640 kc. Fifty-four amateurs enjoyed a joint meeting of the Southington, Meriden, Bristol and Newington Amateur Radio Clubs June 4. The program consisted of remarks by New England Division Director EFW, an auction, Field Day movies and prizes. VJH gave an interesting lecture on

(Continued on page 114)

NOW, get your NC-300 for little or NO MONEY DOWN

it's National "old receiver round-up time"

How many times have you wished your old receiver was a bright new National NC-300? Now, make this dream come true, and save money too!

HIGHEST TRADE-IN ALLOWANCES IN HISTORY!

Most National distributors are offering top deals for your old receiver—regardless of age—toward National's famous NC-300.

NO CASH DOWN in most instances where old receiver covers down payment, up to 20 months to pay balance.

You may win a FREE NC-300 if your old receiver is the nation's oldest one traded for an NC-300 during the contest period. Get official entry form from your local National Company Distributor.

Final decision will rest with National Co.'s appointed board of judges. Contest period. August 1—Dec. 31, 1957

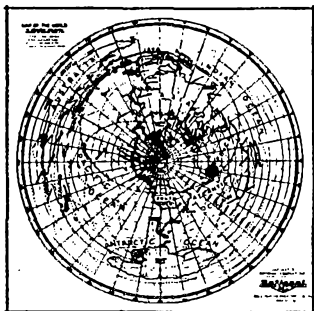


BURTON BROWNE/New York



World famous National NC-300—
thousands now in use. Suggested
price, without trade-in—only \$39.90*
down. Cash price \$399.00
at most National distributors.

* Slightly higher west of the Rockies.



FREE FROM NATIONAL: MAIL COUPON NOW

This is what you get: Free 19" x 20" 360° world Azimuthal map. (Use it to aim your beam), and full information on National's "Old Receiver Round-Up" plus detailed facts on the NC-300 and why it is your best value.

National Company, Inc.
Dept. 300, Malden 48, Massachusetts

Please send me my FREE Azimuthal map and full information on National's "Old Receiver Round-Up" plus detailed facts on the NC-300.

Name _____ Call _____

Address _____

City _____ Zone _____ State _____

tuned to tomorrow
since 1914 **National** Company, Inc.
Malden 48, Mass.

8 out of 10 U.S. Navy ships use National receivers

by TEST or TESTIMONIAL
the finest transmitter
in its price & wattage range

W4OVO

The 'Globe Chief' is now in operation and am running a smooth 100 watts on CW with it on my MARS frequencies. The results that I now enjoy from the 'Chief' makes it the outstanding bargain in a transmitter. You can not build out of the so called 'junk' box for as little money. I highly recommend it to anyone who has a use for a CW rig. I operate several other transmitters but for CW the 'Chief' is the baby that goes into use. As soon as I can I will get another just like it to use where I work, because as State MARS Director I will maintain radio facilities wherever I happen to be.

Jesse Kimmons, W4OVO/A4OVO
 Route 1, Box 306-3
 Leesburg, Florida

THE WRL Globe Chief 90

\$547
 per mo.
 Just \$6.75 Down



Wired & Tested: \$67.50

Kit Price: \$84.95

Just try this handsome, compact, self-contained 90W transmitter. Completely hand-switching, 160-10M. Combination pi-net with provisions for antenna changeover relay, speech modulator input, VFO input and operation. Built-in, well-filtered power supply. Modified grid-block keying. Kit contains pre-punched chassis, all parts and detailed assembly instructions.

And the World-Famous

- Globe Scout 680 \$109.95; \$ 8.91 per mo.
- Globe Champ 300 \$449.00; \$28.14 per mo.
- Globe King 300B \$725.00; \$40.60 per mo.

SEND FOR COMPLETE BROCHURE!

WORLD RADIO LABORATORIES



3415 W. BROADWAY
 COUNCIL BLUFFS, IOWA

Please send me your free catalog and info on:
 Globe Chief, Globe Scout, Globe Champ,
 Globe King.

Name:

Address:

City & State:

ARRL IGY-PRP. FYF worked 9 new countries in two days on 15 meters. PGF is mobile on 10 meters. YBH advises CPN met 30 times handling 178 messages and had a daily attendance of 27 stations. High QNT: HID and YBH 29, DHP 27. AOI was selected as Connecticut station for Region I Civil Defense Amateur Radio Alliance. LV is spending all the time possible with his daughter and grandsons before they leave for Maine. AMY is a regular on the Morning Watch and Eastern State Nets. BDI spent part of his vacation in IIB-Land where his son, RZP, got married. WGJ has organized an informal monthly luncheon meeting for hams working in Newington at 1200 on the third Wed. of each month at the Nutmegger House in Newington. JSQ, OKY, OLG, WGJ, WGR and ZJJ attended the June meeting. KYQ reports the first session of CN met 25 times during June handling 171 messages. Attendance average was 9.1 per session. The second session of CN handled 8 messages in 25 sessions. From ENW we learn that MCN met 19 times, had a total QNI of 93 and handled 43 messages. High QNI went to IBE 18, EFW and RFJ 16. Public Act 450, recently passed by the Connecticut Legislature eliminating the ten dollar extra fee for call letter license plates, becomes effective Oct. 1. TYQ vacationed in Michigan. New Novices in Winsted are KNICEC and CAV. ECH needs a Nevada QSL for WAS. OO reports were received from AMY and DHP. OES reports from FVV and CUT. New appointments: CDD as OO, YLZ as EC. Appointments renewed: BIH and YNC as ORS, DHP as OPS. Why not take a few moments the first of each month to drop your SCM a card with all the details. Traffic: WITYQ 326, EFW 235, YBH 216, AW 205, HID 90, AMY 89, BDI 71, DHP 59, PXF 58, ULY 51, CUE 38, RFJ 37, GVK 27, EKJ 25, EBW 18, EZM 16, ECH 15, VTY 13, LV 7, PHP 6, GEA 4, WNIMDB 3, WIZHM/1.

MAINE—Acting SCM, Charles L. Chapman, WIWTG—The Sea Gull, Barnyard and Pine Tree Nets still are in operation. BBS and BDP have flown to England for a visit with some of Myron's old war buddies. The UXU, UYA, WTG exchange trips are coming to a close with the starting of school. Are the fellows in Northern Maine always away from home? Our game warden, AXX, is housing some small wild ducks. The Augusta Hamfest was a huge success, with DTK and PCD finding the hidden transmitter. Stevey put on another fine time at the Dexter Hamfest. It is with the deepest regret that we place NVF, NAQ and WN1KBT on the Silent Keys list. TWR and parents are moving to the Sunny South for the winter. PTZ and NTV still are eating all those "enormous" trout. ZEN is moving to Maine. I hope by the time this article comes out, the section will have an SCM! All it takes is a little imagination and time. So, come on, fellows. Let's keep Maine on the map! Traffic: (June) WILKP 133, CEV 32, UDD 30, WTG 21, K2DVT/1 14, WIKFY 5, (May) WIWTG 255, LKP 193, CEV 64, FZK 35, EPN 33, BCD 30, BDP 27, UDD 27, GYJ 20, FLV 17, OTQ 10, HYD 8, JAIN 6.

EASTERN MASSACHUSETTS—SCM, Frank L. Baker, jr., WIALP—New appointments: TZ as EC, Alternate R.O. for Sector 1B. Appointments endorsed: TUD Andover, JSM Waltham, SS Lincoln, as ECs; AYG as OO; JSM as OPS; UKO and SS as OPSs; SS as ORS; CTR as ORS; DFS as PAM for 75-meter phone; AWA North Reading as EC and OBS. Heard on 2 meters: DA, KN1s BSM, BGJ, 6SEU/1. KIBXA is on 6 meters with a Lettine. CQ had a serious operation but is home again. Our sympathy to WK on the death of his father. Heard on 75 meters: KRL, ZHG, TOL, NO, OG, BIA, OTN. GYZ now is mobile. Hams in Bellingham: BDW, JUU, HGN, HGO, IRQ, ZAO, KN1s AFK, AUL, BIR, BYV. They are working on RACES down there. The following took part in ARRL's F.M.T. in May: BGW, TZ, WK, TVZ, WU bought a new place in the country and will have a real antenna farm. KHV is taking a trip to California and will take in the National Convention at Chicago. DIY is on 75 meters. The So. Eastern Mass. ARA had a very fine Field Day. All of the clubs in this section were out on this event. The 2-meter band opened up wide and W2s and W3s were coming in fine. NF worked EA6AW and VSIGL, taking a 2-meter Gonset to N.Y.C. with him on vacation. EUJ reports that the Merrimac Valley ARC was on Field Day in Chelmsford, NBN/1. The QRA held its annual banquet. AVY/8 writes from Los Angeles and says he is feeling pretty good. HZR has gone s.s.b. with R&W 5100 and 51SB. LEO is on in Methuen. FJJ is NCS of the Eastern States Net on Thurs. and has a 10-meter ground plane up. KIBRH is new in Weymouth and is on our Eastern Mass. Net. ETH/1, in Hull, will be on 75 meters. IBE has a new antenna on 40 meters and a "Tapetone." KN1BYV helped YAA on Field Day, has a trap antenna, and is an emergency service ham in the B.S.A. KIBRE is on the air in Franklin, helped by TZ. BGW says a lot of the Novices are working outside on the 21-Mc. band.

(Continued on page 116)

PRE-TUNED FOR OPTIMUM PERFORMANCE

FAMOUS

Telrex

**COMMERCIAL-
GRADE ARRAYS**

**-at
amateur
prices!**

**HIGHEST
SIGNAL-TO-NOISE,
SIGNAL-TO-
INTERFERENCE
RATIO EVER!**

- Gusset plate mounting
- Hair-pin resonated
- Wind drag reduced 55%
- Rugged, lightweight aluminum construction
- All stainless steel hardware

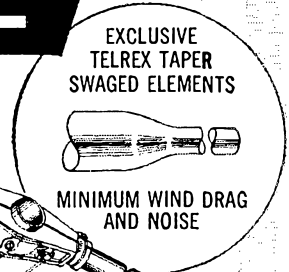
**ASK THE AMATEUR
WHO OWNS ONE!**

Whether you are limited for space or money, or whether money is no problem, Telrex has the best suitable array for you. Every Telrex array is fully integrated mechanically and electrically to provide outstanding performance per element. The unsurpassed superiority of Telrex arrays is why the most outstanding radio amateurs, including the world's champion DX'er, use Telrex.

In service in all 48 states, on every continent and 78 foreign countries! Call or write for new illustrated bulletins

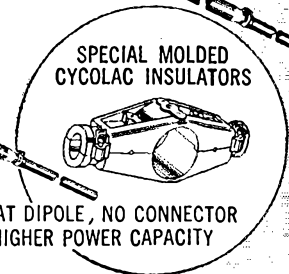


Telrex LABS.
TV & COMMUNICATION
ANTENNAS



EXCLUSIVE
TELREX TAPER
SWAGED ELEMENTS

MINIMUM WIND DRAG
AND NOISE



SPECIAL MOLDED
CYCLOAC INSULATORS

LUG CONNECTORS AT DIPOLE, NO CONNECTOR TROUBLES, MUCH HIGHER POWER CAPACITY

NOW! Telrex features the best arrays ever produced, and new lower cost models designed to do the job.

All Telrex arrays are precision tuned and matched for optimum results per element at your site without experimentation or cut and try.

All models supplied with a coaxial halfwave "balun" for balanced pattern and minimum TVI and BCI.

Super De-Luxe models employ all stainless steel hardware, lower cost models employ heavy cadmium plated hardware. A heavy-duty gusset plate mast fastener supplied with every array.

A model to fit every purse or requirement from 1/4 thru 40 meters.

Write our engineering department for assistance in laying out an antenna system whether you intend to be represented on the frequency or whether you intend to dominate the frequency!

**ASBURY PARK 44
NEW JERSEY, U.S.A.**


Telephone: PRospect 5-7252

ORIGINATORS AND MANUFACTURERS OF THE WORLD'S FINEST TV AND COMMUNICATION ANTENNAS.

THE

Collins KWM-1

first mobile SSB first mobile transceiver



Use it for mobile. Use it for fixed station. No modification necessary in this 14-30 mc 175 watt PEP input transceiver. It's new, revolutionary, and we have it for immediate delivery!

Utilization of common components in both transmitting and receiving functions results in a saving of both space and cost and, in the case of frequency-determining components, assures exact coincidence of transmitted and received signals. Frequency stability and readability is comparable to that of the KWS-1/75A-4. The panel meter serves as an S-meter during receive and multimeter during transmit. Break-in CW using VOX circuits is built-in, as is a side tone for monitoring CW. Ten 100 kc bands are available anywhere in the 14-30 mc range.

NET PRICES

KWM-1 Transceiver	\$770.00
516E-1 12 vdc Power Supply	248.00
516F-1 115 vac Power Supply	103.00
312B-2 Speaker Console with directional waftmeter	146.00
312B-1 Speaker in cabinet	25.00
351D-1 Mobile Mounting Tray	TBA

DeMambo

RADIO SUPPLY COMPANY, INC.

1095 Commonwealth Avenue, Boston 15, Mass.

Worcester, Mass. Providence, R. I. Manchester, N. H.
Lawrence, Mass. Keene, N. H. Brockton, Mass.

All with TELETYPE CONNECTION to MAIN STORE

Write, wire or phone ERNIE BONO (W1QBP) for immediate service

BETTER STILL, COME IN—PLENTY OF PARKING SPACE

SMO has a 75A-3 receiver. The Braintree Radio Club held a meeting. KNIATQ is new in Winthrop. The South Shore Club held a banquet at the Winfield House. KNIACJ, 15 years old, is new in Brookline and is on all bands with a DX-35 and AR-3. The Cape Cod and Islands ARC, HQH1, was out on Field Day at West Dennis Beach on all bands with PNS, BCN, HBQ, MKW, EUE, NPR, FEA, UUM, JMS, EGZ, KIs HKZ, KNIs BID, BGX, BGY, BIF, BGU, VVZ East Bridge-water and VYI Topfield were endorsed as ECs. BPW has WAC, WASM and WHNS awards and IIRN Certificate. DOM has a new receiver. Active on 6 meters: KIs AZO, BPM, BPQ/m, BZB, CAR, WIs DBH, DDF, EBQ, EL, ETB, IDP, KCO/m, KSB/m, LVP, LVK, MKO, SEA, VOL, WMO, ZGO, mobiles DNO, DBH, DZH, EFL, IAA, IKO, ION, GGI, KSB, MEU, QFE, SSG, YZC, ZOC. LXR has new equipment in his shack including a 6N2. KICAR has a 6N2. Those using s.s.c. are CLS, RME, FOS and LTC. KIBFK has a halo on the roof 38 feet up. Active in a.m. on the way to work: CEI, DNO, ENS, EQW, HIS, JBA, KCO, KKN, NRW, RME, YZC. Fixed stations on at this time: CRV, EZZ, GKE, LXR, KIAPW, Traffic: (June) W1EMG 307, FJJ 45, TY 24, AUQ 20, UKO 19, ZEN 18, TZ 14, AKN 4, KNIBYV 2, W1ETH 2, BPW 1. (May) W1BWP 13, BGW 9, SMO 2. (Apr.) W1BWP 27. (Dec.) W1IBE 133.

WESTERN MASSACHUSETTS—SCM, Osborne R. McKeeraghan, WHRV—SEC: IRRX, RM: BVR, PAM: MNG. The WMCW Net on 3560 kc, daily at 1900 and the WM Phone Net on 3870 kc, Wed, at 1800 needs your support. How about it, fellows. BVK, our RM, is taking a well-deserved vacation from the traffic nets for two months. DVW has assumed the RM duties for July and August. Attention: There are about 65 stations in the section that hold close to 100 official appointments. About 40 of these have not been endorsed recently, some not for several years. To be valid, an appointee's certificate should be endorsed each year. Please check and send them in for my signature to avoid cancellation. Field Day activity in the section was at an all-time high this year. The HCARA had six rigs in operation on Wilbraham Mountain with plenty of operators and eats. Over 800 contacts were made. The Pioneer Valley Club was set up on Anniversary Hill in Holyoke with 5 rigs. The club's first Field Day was a huge success. The Pittsfield Radio Club was very active and made many contacts. DGL, DZV, KGJ and FZY made a Field Day trip into Vermont and did an FB job with two rigs. Many small groups were active in different locations and I believe this was one of the best Field Days the section ever had. SPF reports a storm-tracking drill was held by the AREC group in the Worcester Area in preparation for tornado emergencies. LSZ has a daily sked on 10 meters with ZS5MP and so far they have made 267 contacts in a little over a year. Les has 124 countries confirmed on 10-meter phone also. ZEO reports a summer Novice class is being held at the North Adams YMCA with 16 hopefuls attending. DZV is rebuilding and will install a break-in system for more efficient traffic-handling. HRV enjoyed some nice mobile contacts while vacationing in Eastern Massachusetts. Traffic: W1UEQ 397, BVR 101, FZY 37, TAY 25, DGL 22, AGM 8, HRV 4, DZV 2, ZEO 2.

NEW HAMPSHIRE—SCM, John A. Knapp, W1AJJ—SEC: BXU, RAIs: CRW and COC, PAM: CDX. NHN, traffic net, is on 3685 kc, Mon, through Sat, at 1900. RACE'S Net, NHEN, meets Sun, at 1300 on 3850 kc. GSPN meeting time is 1900 on 3842 kc, Mon, through Fri, and on Sun, at 0900. YJC, Nashua Mike and Key Club secretary, reports increased activity with code classes, v.h.t. work and club auctions. NPY/JTB, on Mt. Washington, sent in an FB report on his 2- and 6-meter activity. TNE was a recent visitor at ZHO, Whitefield. KNIBCS advises that KNIAPQ now has his General Class license and a new Valiant 1. PZI and AJJ have acquired a commercial radiotelephone 2nd-class license. The Granite State Phone Net held a picnic at Belknap Recreation Area on June 30. Approximately 30 members, with their NYLs, YLs and JL operators were present. IIQ presided over a short business meeting, following which a general get-together and rag-chew added up to a most enjoyable event. Another such event is tentatively scheduled for September at which time WBM, following return from his European sojourn, is expected to give a color-slide report of his trip. BPL cards to to SAL, FUA and KNIBCS. Memo to new hams: Please send me your QTH. Welcome to KICLD in Piermont. Traffic: (June) W1FUA 311, KNIBCS 112, W1QGU 45, IIQ 28, GDX 6, BVS 2, EVN 2. (May) W1QGU 14.

RHODE ISLAND—SCM, Mrs. June R. Burkett, W1VXC—SEC: PAZ, PAM: YNE, RMs: BBN and BTV. AUT, of BVARC, is instructing potential Tech. and Gen. Class licensees. KDS has a MARS call. New

(Continued on page 118)


A Ham's Best Friend...

The New RME 4350 Receiver

4301
Sideband Selector

4350
Receiver

4302
Matching Speaker



AMATEUR NET \$229!
Compare with *any* Receiver
Before you buy!

Dual Conversion for all Amateur Bands

At last, your long-standing desire for better controls to complement your judgment and skill has been achieved in a receiver that sells at a sensible price. Yes, all the design features you want and need for present conditions in amateur bands, and usually found only in expensive receivers, are available to you in the RME 4350. It's laboratory-engineered to give maximum performance for SSB, CW, phone DX, Traffic and contests.

Superior Design Features Cost Less . . . with the RME 4350

- **Dual Conversion.** Maximum performance results through the use of crystal-controlled dual conversion; images on all amateur bands are down 54 db or more.
- **High Selectivity and Rejectivity.** Even at high frequencies, you can precisely tune the signal you want.
- **Easy, Pinpoint-Precision Tuning . . . Velvet-Smooth Operation** with the E-V exclusive, new two-speed tuning control. With it, you can tune to any part of the band and then micro-scan the area or the whole dial range by means of a 75 to 1 differential planetary reduction mechanism. This mechanism is an integral part of the tuning knob.
- **A High Degree of Mechanical and Thermal Stability** has been achieved by a 6-pound, die-cast panel, welded chassis and case, widely-spaced tuning condenser plates, voltage regulation and temperature compensation of thermal-sensitive elements. As a result, there is negligible frequency shift or drift.
- **Sensitivity** is between 1 and 2 microvolts throughout the tuning range.
- **Low Noise Factor**—between 3.5 and 6, formerly unheard of in communications receivers.

*Meet "Your Best Friend" at Your
EV-RME Distributor! Write for
complete details, Dept. Q79.*



RME RADIO MFG. ENGINEERS, INC.
DIVISION OF **ELECTRO-VOICE, INC.** BUCHANAN, MICHIGAN

Guaranteed, Low-Cost Hy-gain VHF Beams from "the place to buy!"



2
METERS

Only
\$795


Low cost, light weight, easy to install. Elements snap into position for immediate use. Cut for the middle of the band; covers entire 2M band with excellent gain. Folded ratio dipole, nom. impedance 300 ohms. Low SWR for 300 ohm balanced line or 72 ohm coax thru 1/2 wave balun. Stacking bars provide full wave length spacing and perfect match for balanced line or coax thru 1/2 wave balun; \$3.95.

CATALOG NO.
69B046

2

METERS

Only
\$995



Highest possible gain per dollar per foot, pre-assembled and pre-cut. Middle of the band, covers entire 2M band with excellent gain and operating characteristics. Folded ratio dipole, nom. impedance 300 ohms. Low SWR for 300 ohm line or 72 ohm coax thru 1/2 wave balun. Stacking bars: provide full wave length spacing and perfect match for balanced line or coax thru 1/2 wave balun; \$3.95.

CATALOG NO.
69B047

6

METERS

Only
\$1495



Factory pre-assembled, with elements adjustable over entire 6M band. T or gamma match for balanced or coax line feed. Add'l. gain through stacking. Stacking bars: provide 1/2 wave length spacing and perfect match for balanced line or coax thru 1/2 wave balun; — \$3.95.

CATALOG NO.
69B048

PLEASE SEND ME THE HY-GAIN BEAM CHECKED.
MY CHECK IS ENCLOSED.

2M, 5E 2M, 10E 6M, 5E

NAME: _____

ADDRESS: _____

CITY & STATE: _____

WORLD'S MOST PERSONALIZED ELECTRONIC SUPPLY HOUSE

World Radio
LABORATORIES
PH. 2-0277

3415 W BROADWAY COUNCIL BLUFFS IOWA

NEW
1958
CATALOG
NOW
AVAILABLE

calls on 50 Mc. are K1s BWX, BDN, W1s CKH, WRC and AUZ. QWU is working on a new half-gallon rig for 80 through 10 meters. C1BH is mobile on 6 meters. Your SCAM enjoyed a visit at the July 2 club meeting of the BCRA. FGA from ARLI, was guest speaker. ZXA's mother and father now have calls—K1IBTV and K1IBTZ, respectively. HKN reports contacts with Ohio and Virginia on 160 meters. Results of recent club elections: CRA—BTV, pres.; YKQ vice-pres.; K1ABR, secy.; and QOS, treas. BCRA—ISE, pres.; W1N1QH, vice-pres.; CBS, treas. Gerard Larocue, secy.; LJM, act. mgr.; and PVZ, pub. inf. YNE was married on July 6. HFC (ex-2VZN) operates mainly on 40-meter e.w. with a new home-built rig. Between cruises while on sea duty with the Navy, GXW is in the Air Force and stationed in Lackland, Tex. CVP is home from R.P.I. for the summer. URA is now on 2 meters with a Gonset. ZVF has worked 80 countries with the rig at the BYARC. CKM, here on vacation from Washington, D. C., enjoyed many contacts on 2 meters. New appointments: BVZ and AUZ as OESS. CMH needs one state for WAS and has worked 44 countries. Field Day activity in this section appears to have been very successful, with at least eight clubs, plus many individuals, participating. The Rhode Island Intercity Net (Mon. through Fri. 1930 to 29,260 kc.) will be resumed Sept. 16. Traffic: W1VXC 24, J1W 18, YRC 10, HLY 9, TGD 9, HKN 7, MUL 6, KDS 3, ZXA 3.

VERMONT—SCM, Mrs. Ann L. Chandler, W1OAK—SEC: SIO, RMI; BNV, PAM; SEO, VTN. Mon.-Sat. at 6:30 p.m. on 3520 kc.; VTPN, Sun. mornings at 9 on 3860 kc.; GMIN, Mon.-Sat. at 5 p.m. on 3860 kc. N1W was shared on VTPN by VSA, TJ, SEO, VVP and EDM, 60 different stations reported in two sessions. New calls heard were AD, DAQ, ENZ, FN, GVN, HFN, IVJ, TPB and KIAUE. 69 different stations checked in GMIN handling 67 messages. VTN remains on regular schedule through the summer. New appointee: DAQ as Windham County EC. NDL submitted a line report in the May F.M.T. A RACES meeting was held June 30 in Montpelier. Vermont MARS Net meets Thurs. at 6 p.m. on 4025 kc. with TJ as NCS and SP as NCS, while other Northern N.E. MARS nets meet the same time and frequency Tue., Wed. and Fri. VVP received a C.D. Commendation Award and write-up in the *Rutland Herald*. The very fine Roster of Vermont nets is in circulation by WOA. The Tri-County Amateur Radio club announces Vt. QSO Party results as follows: BNS (Mass.) and DYE (N. H.) tied for first with K2ECL (N. Y.) in second place. In Vermont A71 (Windsor County) was first and RWP (Windham County) second. W-VT certificates went to AQE, YEL, W2RSY, K2ECL and W3FEB. The Sixth International Field Day at Mallets Bay was attended by more than 350. The 75-meter treasure hunt was won by VE2SC. The 10-meter hunt by W2NIZ and the 2-meter by K2HJC. KJG gave boat rides on Lake Champlain on his yacht. GAZ is operating double side-band. K1IBKH is new in East Calais. FDT acquired a new HRO-60. SOV is operating portable from Freedom, N. H., where he is instructing radio at a boys camp. YEL has a new Triumph sports car known by ZJM as a "flying machine." SEO visited TJ. LMI has a brand-new harmonic and is working at WDEV with QNM, JVT and NYL conduct weekly barn dances at Calais. KIAOX is Lt. Col. Austin, Commandant of 764th AC and W. Sgt. St. Albans, Vt. EDM and TI enjoyed a week of "ham" visiting in Maine. VDX is on a European tour. J1Z and UNF are back in Brattleboro. PZZ is trying out a 2-meter mobile converter. ELJ is operating 20-meter phone mostly this summer. VZE is on 20 meters week ends. RCO has accepted a job with Bendix Aviation Corp. at South Bend, Ind. Catamount Key Clicks was organized this spring by KIAAY and BYO in Bennington and operated v.h.f. Field Day on Mt. Snow Sky Resort. DGL reported one AREC member and five operators on Field Day in Whitingham. ZPB worked all hands on emergency power on Mt. Equinox, while KKM and RFP handled lots of traffic via 2 meters on a N. H. mountain-top. TRZ operated from Mt. Hogback and CBW, VZE and PWB spent Field Day in the woods near Danville. After his Army discharge UGW will be employed in New Jersey. PAF, EIB, HYF, RCO, ZYZ and W2RG visited MMN and OAK. Traffic: W1AVP 88, OAK 79, VZE 42, ELJ 22.

NORTHWESTERN DIVISION

IDAHO—SCM, Rev. Francis A. Peterson, W7RKI—ACD is making final preparations for the 25th Anniversary Big Springs Hamfest. Idaho amateur car license plates are now being sent out. Many Field Day reports are in. CDA/7 Pocatello, PKA/7 Boise, VHO/7 Murtaugh and ZRC/7 Homedale were among the high scorers. BDL has just built a 16-tube super receiver. GMC was robbed of his mobile antenna. VQC has a


(Continued on page 120)

For your most exciting visit to a radio distributor, take a few hours and look over the new ELDICO line

We were tempted to start this ad with an invitation to join the hams with outstanding signals who always seem to work them from the "top of the pile." But truly, this new ELDICO line is so full of features that the excitement will start when you first fondle the dials on your distributor's shelf . . . and it will be yours to enjoy every time you throw the switch to command your operating frequency.

Two superb transmitters offer features found nowhere else in comparable units. ELDICO's SSB-100F basic exciter/transmitter and SSB-1000 kw. power amplifier

are designed for outstanding performance on *all modes* of transmission — SSB, CW, and AM — with every operating provision for amateurs concentrating in any of these phases of ham radio. With the basic SSB-100F, you have an ideal medium-power rig or exciter. At any time, you can add the kw linear SSB-1000 or any other PA. Military type construction . . . integral 1" oscilloscopes in exciter and PA . . . full break-in keying . . . just look over the specs, then drop in on your ELDICO distributor to examine for yourself why ELDICO is the fastest-growing name in transmitters for military and amateur service. And don't forget: this promises to be one of the hot operating seasons for all times . . . make it an ELDICO season!



ELDICO SSB-1000

Low Drive Requirement: 3 watts P.E.P. will drive to full kilowatt. **Pi-network Output:** Single knob bandswitch. High-efficiency silver-plated Pi-network output circuit. Matches wide range of antenna impedances.


High Harmonic Attenuation: High-Q plate and grid circuits and Pi-network output circuit provide maximum harmonic-attenuation.

Power Rating: DC Input C.W. 1000 watts, A.M. 700 watts

Peak Envelope Power:
Input SSB-1000 watts
Output SSB-625 watts

Frequency Range: 10 thru 80 meters.

Tube Lineup: 9 tubes; two 865, two OA2, one OB2, one 6AU6, one 1CP1, two 4 x 250B.



ELDICO SSB-100F

Type of Emission: C.W. — A.M. — SSB

Power Ratings: DC average input SSB-100 watts; A.M. input (two tone test)—50 watts. **Peak envelope power input** SSB-144 watts. **Peak envelope power output** SSB-100 watts.

Keying: Grid block, full break-in.

Harmonics and Spurious Responses: Spurious mixer products—50 db or more down. Third order distortion products—35 db or more down. TV interference suppression—40 db or more second harmonic, 60 db or more higher harmonics.

Unwanted Sideband and Carrier Suppression: 50 db minimum attenuation, through low frequency crystallattice filter.

Frequency Stability: Control Oscillator—(800 to 1300 kc) — 100 cycles after two minute warm up period. Output frequency—within 300 cycles after five minutes warm up period. Dial accuracy + 2 kc after calibration.

Tube Lineup: 22 tubes, including two rectifiers, two voltage regulators, one oscilloscope and one 5894 power amplifier.

ELDICO

ELECTRONICS


Write W2BFY for additional details
if your distributor can't assist you.

29-01 BORDEN AVENUE, LONG ISLAND CITY, NEW YORK

A Division of Dynamics Corporation of America

EVANS
can supply . . .
HAMMARLUND EQUIPMENT
. . . from Stock!

HQ-110 \$229.00




Amateur Communications Receiver - Dual conversion superheterodyne with automatic noise limiter. Covers 6, 10, 15, 20, 40, 80 and 160 meter amateur bands. Separate SSB linear Q-Multiplier. Crystal calibrator. Separate stabilized BFO. Crystal control. Auto-response. Clock \$10.00 extra.

HQ-100 \$169.00



General-Purpose Communications Receiver - Ten tube superheterodyne with automatic noise limiter. Continuously tunable from 540 KCS to 30 MCS. Electrical bandspread tuning. Q-Multiplier. High sensitivity. Auto-Response automatically adjusts audio bandpass. Clock \$10.00 extra.

HC-10 \$149.00



SSB CW or AM MCW Converter - Works with any receiver having IF between 450 KCS and 500 KCS. Takes seconds to connect. Complete self-contained audio system and power supply. Tuned IF with seven selectivity positions. Vernier type tuning. Razor-sharp slot filter, adjustable over passband.

Terms can be arranged on both new and used equipment. Write W1BFT for credit application form and an explanation of our terms and Used Equipment List.

Evans RADIO

P.O. BOX 312

CONCORD, N. H.

new car, new Morrow equipment and a new Viking 500. WBK and George have new Regency transistor converters. **WARNING:** Watch out for "no transmitting" signs near highway construction work. Your r.i. can set off dynamite caps! A mobile recently tried to blow up a mountain in Idaho that way, but fortunately no one was hurt. Send news reports to your SCM by the seventh of the month. Traffic: W7GMC 53, VQC 52, EMT 14.

MONTANA—SCM, Vernon L. Phillips, W7NVP/WX1—SEC, KUH, PAM; EOJ, RM; KGJ. The Montana Phone Net meets Mon.-Wed.-Fri. at 1800 on 3910 Kc. Field Day was a record-breaker on all counts with about 150 Montana amateurs participating. Ham picnics also held the spotlight with one in the Gallatin Canyon June 2, one at Scobey and one at Harlowton on June 9, and one at Fishtail on June 30. New calls in Billings: W7HVS, K7AHU, and KN7S. ABV, AER, AES, AET, AEU, AEF, AEZ and AFJ. BJV moved from Harlowton to Butte. AIBV moved from Power to Big Coulee, near Ryeagate. QEL moved from Coeur d'Alene, Idaho, to Missoula. BGX attended the National Boy Scout Jamboree. WIB is spending the summer at Ballantine. BHI visited in Minneapolis. DWJ and LBK attended National Guard Camp at Helena. QYA vacationed in California. AYG vacationed in Yellowstone Park. IWW vacationed in California. CPY has a new tri-band beam. Recent appointment: DWJ as OBS. Traffic: W7TRU 13, YPN 12, OIQ 10, MIQ 9, NPV 9, CQC 6, UWY 5, OIP 4, YQZ 2.

OREGON—SCM, Hubert R. McNally, W7JDX—Your new SCM greets all of you with the hope we can all work together toward an efficient showing for our section. QYS will continue as SEC. We have no RAI or PAM as yet but are looking for same. We need more OESs; any of you who are interested in v.h.f. just advise the SCM. His address is 11908 S.E. Madison St., Portland 16. Phone number is AL 4-3508. That includes Novices also. Your SCM hopes to be able to visit all of the clubs during the year, so be on the lookout for him as he is a traveling man. Any clubs desiring to nominate members for appointments can advise the SCM and he will handle. Field Day was a success in Oregon, the weather was generally good and reports indicate lots of fun. Reports are in from the Portland Radio Club with 23 operators, the Tualatin Valley RC with 15 operators, the Oregonian ARS with 21 operators, the McMinnville RC with 8 operators, the Salem ARC with 4 operators, the Tillamook RC with 6 operators, the Albany RC with 7 operators, the Central Oregon RC with 22 operators and the Coos County RC with 15 operators. Also many individuals reported, such as OLU, SMR, WHE, KIL, BJJ and EJO. The SCM is trying to get a line on OSN and RN7 for more c.w. information. The Portland Radio Club plans an installation on top of 11,200-ft. Mt. Hood for the V.H.F. Contest. OZL, IIVX, UYT, ZHR and VLE are arranging the trip. They expect to be on 2, 6 and 6 meters and 420 Mc. Traffic: W7APF 701, KNU 86, JDX 41, OLU 25.

WASHINGTON—SCM, Victor S. Gish, W7FIX—FAW is putting up a new 20-meter antenna. K7FAE has confirmations from KV4, GM3, GW3, V81, PA9 and YU1—had a nice letter and picture from YU1CB, who is looking for W7s on 20-meter c.w. PGY is complaining of rotten band conditions. WAH is back on the nets full blast again. USO is mobbing on 2 meters while on vacation through Idaho, Utah and Colorado. AIB still is working on a super dufer shack. BXII reports the "YL-to-be" problem looking good—otherwise things are quiet. AMC still is complaining of chores taking him away from hamming. JC says "QRL work." LVB reports the DX-35 is working FB. EVW is rebuilding mobile for use in the new car he recently drove back from Detroit. WN7IEU worked 13 states, KI6 and KL7. The best was KN3AFZ, in Pennsylvania. Will be glad to take Everett traffic if the boys will QSY to the Novice band. OCA resigned as EC of Pierce County. DWW now is Acting EC. DIT got his General Class license the day after Field Day. DJW got his the same day. PXA, out for Field Day with the Spokane Club, worked the 15-meter A3 position with WVA, USL, OPR, URZ and others. He now checks into the Montana Net Mon. and Fri. Response for Emergency Coordinators to represent each club in the section was nil with the exception of Walla Walla. WQD is busy on the MARS Traffic Net. QHI is signing 7 for a while. BA, K7FAE, PGY, VAZ, K7WAT and K7FBN made BPL. Traffic for June was just a little better than half of that for May. The WARTS Net held its annual picnic at Lake Wenatchee July 13 and 14. KN7AEJ is a new Novice in Vancouver—this is the first "KN7" call we have noted. Don will be on with a DX-35 and National receiver soon. Please get your reports in by the seventh of each month. Traffic: W7BA 2246, K7FAE 1322, W7PGY 889, VAZ 641, K7WAT 630, FBN 193, W7WAH 122, FRU 78, (Continued on page 122)

You may wish, you explain

EXCERPT FROM JOB APPLICATION FORM:

Considering this application or, if you in this form which requires further

After two reasonably satisfying years with [redacted], I've accumulated quite a few reasons why I'd like to join Raytheon. I've seen a lot of your equipment and it has quality all through. During the War, while in the Navy, I worked on your SG-1 Radar. I know that your Company and your Field Engineers enjoy a fine reputation. It is my understanding that if I am accepted, I will be considered for assignment to one of your various High Speed Bombing Radar or Missile Programs. Several Raytheon Field Engineers I knew from in the past now have very responsible positions with your Company. One of my friends, who recently joined your ~~corps~~ department, mentioned that the company now has over 24,000 employees, needs many more engineers and prepares its men for advancement. He ~~had~~ also said it was easy to talk to the people in charge and you answer person to person mail promptly. He liked your policy of moving household goods to keep men close to their families and the consideration you gave him regarding his choice of assignment and location. He also met some radio hams in your department with whom he had talked over the air. Last, but not least, he is pleased with his monthly pay check!

PLEASE DO NOT WRITE BELOW THIS LINE

Interviewer's Comments

Seems alert and intelligent. I was impressed with his electronic experience and his apparent technical competence. Pleasing personality. Recommend we hire him for assignment to the Hawk missile program and arrange for him to work in engineering or production for initial training. Note that he has an EE degree.

Date Hired	Start to work	Dept.	Job Code	Classification	Acct. Code
7/10/57	8/1/57	G.S.D.	776-mm9	Field Engineer	GSD-23-1

Reporting to G. E. Dodge

Signature of person hiring

O. L. Dewey

FIELD ENGINEERING with a FUTURE

Raytheon field engineering gives you a real chance to up-grade your future—many of our executives are former field engineers. Primarily, we need men with an E.E. degree and field experience but write if you have

a good radar, fire control or missile background. Attractive salaries; assistance in relocating; insurance; really interesting work. Write E. K. Doherr in confidence, without obligation.

RAYTHEON MANUFACTURING COMPANY

Government Service Department
100 River Street, Waltham 54, Massachusetts



Excellence
in Electronics




**BEFORE
YOU BUY
OR
TRADE
ANY HAM GEAR
SEE
WARD
W2FEU**

THE

Collins
KWM-1

first mobile SSB

first mobile
transceiver



Use it for mobile. Use it for fixed station. No modification necessary in this 14-30 mc 175 watt PEP input transceiver. It's new, revolutionary.

NET PRICES	
KWM-1 Transceiver	\$770.00
516E-1 12 vdc Power Supply	248.00
516F-1 115 vac Power Supply	103.00
312B-2 Speaker Console with directional wattmeter	146.00
312B-1 Speaker in cabinet	25.00
351D-1 Mobile Mounting Tray	TBA

See WARD - W2FEU

ADIRONDACK RADIO SUPPLY

Telephone Victor 2-8350

185 West Main St. — Amsterdam, New York

APS 62, USO 59, WQD 46, AIB 29, JEV 24, AMC 21, BXH 20, JC 16, GVV 15, LVB 7, EVW 2.

PACIFIC DIVISION

NEVADA—SCM, Albert R. Chin, W7JLV—SEC: JU. The NARA held its Field Day near Virginia City on Geiger Summit. Nineteen operators were present with nine AREC members, 8MAO, ex-JTA, of Sparks and a few years back and his family were house guests of your SCM over the Fourth. Your SCM attended the APCO Conference in Florida, which also was attended by CX, of Reno. Herb passes his regards to the gang. CX now is operating a new HT-32. MAH has completed a new 6-meter converter and soon will be on 6 meters to join CX and JLV to take advantage of the openings. THH is on the air at Gabbs using a Viking II and Globe King 500B. The receiver is a TMC GPR-90. This report is short because of too much travel and not enough information. Keep it coming.

SANTA CLARA VALLEY—SCM, G. Donald Eberlein, W6YHM—Asst. SCM: Roy E. Pinkham, 6BPT. SEC: NVO, RM; ZRJ. PAMs: OPJ and WGO. K6DYX made the BPL. K6GZ made the BPL on originations for the second month. Bob is a member of the MATN, taking traffic from MARS and filing on the NTS nets. The Monterey Bay Radio Club installed the following new officers in June: K6DYX, pres.; UJA, vice-pres.; K6IEC, secy. MTN installed the following officers for the coming year on June 16 at its roundup in Watsonville: RHA, pres.; HUW, vice-pres. and traffic director. HC and YHM were visitors at the June meeting of the MBRC. Harry and Don gave the gang up-to-date information on happenings at Headquarters. QPQ is on with a new Valiant. MKD is heard on 144 Mc. HYN checks in on the MBRC Mon. Night Net. AOD expects to return soon from New York. SHT is operating on 144 Mc. K6JAW is planning on going to KL7-Laud. K6CXT graduated from high school and soon may go into the service. K6DYX, MBRC pres., plans to start transmitter hunts as a part of the club meetings. K6BBD enjoys the transmitter hunts put on by the SCCARA before each club meeting. PLG reports a good time was had operating with the Field Day gang above Saratoga. HC is cleaning weeds and grass from his back yard getting ready to put up a tower for his antenna. KIN reports several openings on 56 Mc. during the last two months. There still is need for c.w. operators to take part in RN6 and NCN. These nets meet on 3615 and 3655 kc, respectively. If interested, contact HG. Traffic: (June) K6DYX 535, 437, 472, W6PLG 364, JCG 196, BPT 158, FON 48, K6HGV 25, W6YHM 23, OII 20, K6BBD 4, W6HC 4. (May) W6FON 23.

EAST BAY—SCM, Roger L. Wixson, W6FDJ—First of all I would like to apologize for not getting the column out last month. My only excuse is that of being out of town on business and participating in a rebuilding program here at the home (YH). I am hoping that I can get down to business and do a better job as SCM. My term is up this fall so some of you eager beavers should be thinking it over. June meetings echoed with Field Day talk and from the activity reports it looked like everyone got in the act. Other meetings held in June included that of the East Bay Club with VE2AGE giving a talk on the Dew Line (Distant Early Warning). Tom showed colored slides illustrating his talk. The regular meeting of the SARO was held at the Bow and Bell Restaurant. The topic of discussion was Field Day. It turned out that some of the boys had arranged to get three cabooses on a siding near Newark for a Field Day spot. From what I heard over the air they seemed to be having a swell time. The Oakland Radio Club, Inc., held its Field Day in the Oakland Hills in the Sequoia Arena. MFZ did a fine job getting the group together. CAN, of Napa, is doing a splendid job as SEC. It seems that he isn't getting much help from the boys in the Bay Area. I know what a job it is to get this help but hope we can do something about it soon. Keep up the good work, Wayne. Thanks to Major Forbes for taking the time to send in his station activity report. For the month of May K6GK handled a total of 508 and for June 295. We would like to see more of this kind of traffic work. We hope to get back into the swing of things next month.

SAN FRANCISCO—SCM, Walter A. Buckley, W6GGC—Asst. SCMs: Fred H. Lautscher, 60PL; William T. Nsakahara, 6GHI. SEC: KZF. EC: HVN. The Far West Radio Club has been formed in Fortuna with BJO, pres.; K6RFE, vice-pres.; K6VGZ, secy., treas. and K6EKC act. mgr. Club membership as of June 30 was 22 members. Meetings are held the 1st and 3rd Fri. nights of the month in the hall above the fire and police department. Approximately 100 contacts were made by the club station on Field Day. The Humboldt Radio Club lists a new call WN6FCO, and PXL is

(Continued on page 124)

NOW IN STOCK AT WORLD RADIO!

Guaranteed . . .

TO WITHSTAND 5000 IN. LBS. OF TORQUE!
TESTED TO 10,000 IN. LBS. WITHOUT FAILURE!

the iron fist . . .

the *high-gain*

roto-brake

Patent Pending

safeguards all
antenna rotating assemblies

Only
\$74⁵⁰

*Combined with most
TV rotators — a complete
ham rotating assembly
under \$100.

\$6.04

PER MO.

- Will operate with any TV or other type rotator, offering the finest, yet lowest priced* antenna rotating assembly available.
- Roto-Brake makes possible rotation of large antenna arrays without damage to rotator or antenna system.
- Holds antenna with "iron grip" yet releases automatically when rotator is energized.
- Positive braking action prevents drift or loss of rotator indicator synchronization.
- Protects against winds up to 80 mph.
- All wiring connections are simple and externally made; rotator control system need not be opened or re-wired.
- Spring-actuated, solenoid-released braking unit; mounted between rotator and antenna.
- Adapter kits, cable and all accessories available for any type mountings.

at "the place to buy!"

In Stock! Send for Detailed Brochure . . .


"World's Largest Distributor of Amateur Radio Equipment!"



10% DOWN


Immediate
Shipment!

Easy Terms on
All Equipment



High carbon machined steel gear and rack, heavy shoulder bolts and lock nuts, together with reinforced aluminum casting and oil sealed bronze bearings provide dependable positive braking action.

HAM FAMILY



*All licensed . . .
All League Members!*

WHAT? Sixteen bucks yearly dues, and three unneeded copies of QST kicking around?

NOT AT ALL! Dad pays the regular \$4 rate, and a copy of QST comes to him each month. The rest of his ham family pay only \$1 a year each, have full League privileges, can run for office and vote in League elections, but they don't have to pay for extra copies of QST.

IF YOU are part of a ham family, why not slip in an extra dollar for each other ham in your clan next time you renew your League membership?

QST and ARRL Membership \$4
(additional Family Members, \$1)*
\$4.25 in Canada, \$5 Elsewhere



**THE AMERICAN
RADIO RELAY LEAGUE**
WEST HARTFORD 7, CONNECTICUT

*U.S. or Canadian licensees at same address

moving back to W7-Land, Condolences to BJO and RQX on the tragic death of their 17-month-old grandson and nephew. Sorry to report a Silent Key listing for LWV. Fred Newbauer was one of the San Francisco Naval Shipyard Club charter members and an old-time member in HAMS and the San Francisco Radio Club. FEA says that WJF is now home from the hospital and although the doctor says he will not be able to return to work for some months to come, Gertie writes that Clare is showing improvement each day. Best wishes for a speedy return to the air. OM. The gang certainly misses you. The San Francisco Radio Club had its usual big turnout of fellows for Field Day as did the Band Spanner's Radio Club. GCW now has over 10,000 contacts on c.w. and has filled 19 log books in 8½ years. CXO reported the following stations were heard in "CQ's Save 11 Contest," June 8 and 9: HRW, CXO, K6OHJ, ONL, K6OPI, K6CHE, ZBS and GGC. K6HWI reported for the Au Force 6/24 after putting in many hours to help on Field Day with the San Francisco Club. WVK was transferred to Chichi Jima in the Bonin Islands and will have full charge of all electronics plus the "ham shack." Congratulations to SDN on his new son, GGC's YL Rae was nurse in attendance at the birth. GCV was busily handling messages for the "Quantas Airline Pilots" when they were recently stranded in San Francisco because of a company strike. QMO reports the new dipole on 40 meters works very well. She and K6HIW were busy ladies on the air during Field Day. Another of the San Francisco Ladies' Club members, QPD, has been very busy with her assignment as chairman of the committee of ham radio operators acting as part of the radio network on the cross-country flight from San Carlos to Philadelphia of the "Powder Puff Derby." Traffic: W6QMO 189, GCV 32, JWF 16, GGC 16, GHI 14, BIP 12.

SACRAMENTO VALLEY—SCM, LeVaughn Shipley, K6CFF—The clubs of Sacramento County participated in local competition on Field Day with an engraved trophy being awarded to the winning club. The Radio Amateur Mobile Society took first place followed by MARS, Sacramento, Aerojet, and our new VL club, the Camellia Capital Chimps. HIR, president of the RAMS, says it was done with antennas. They used coil-linear arrays which were oriented N-S/E-W. Two feed lines and matching transformers enabled immediate switching. The RAMS will issue special commemorative QSL cards to all stations worked. Congratulations, fellows. The SCM received Field Day messages from most clubs. At this writing however no news of activities has been received from the northern part of our section. KN6SXA (now K6SXA) won first place nationally in the last Novice Roundup—see July QST. Jim also is a newly-appointed ORS. Two-meter activity in the section is terrific—c.d., RAMS, MARS and even W6TOL! Sacramento has about 12 stations on 6 meters. Anyone interested in 220 Mc., contact QAC, Pat, K6HOL, and Colleen, K6PVWH, both of the CCC, contacted the *Flying Enterprise* on 15-meter phone. They plan to share the QSL card. Hi. Don't look for it in QST unless you have sent the information to your SCM. All reports must reach the SCM before the 4th of each month. Traffic: K6SXA 154, KN6YBV 33.


SAN JOAQUIN VALLEY—SCM, Ralph Saroyan, W6JPU—The Fresno Amateur Radio Club held its Field Day at Auberry, Calif., and had 20 operators and made over 500 contacts. The Turlock Amateur Radio Club held its Field Day on Mt. Elizabeth and made over 700 contacts. The Stockton Radio Club held its Field Day in the Stockton Stadium and had 8 amateurs participating. The Madera County Amateur Radio Club held its Field Day near Raymond, Calif., with 7 operators. While coming back from New York AOW wrecked his car in Tulsa. The family and rig came out in fine shape, but the car was a total wreck. NTV has a 100-ft. tower for his high-frequency antennas. HYZ is on all bands with a Viking at his new QTH. K6LTP has a new 6-meter rig with an 820 in the final. K6RYU has a 15-meter beam. NTV has a new HT-32 on 40-meter s.s.b. KN6ZCD was in charge of the Novices during Field Day. K6GOX has worked 37 states on 6 meters. DIY has a new SX-101. PXP has an ART-13 installed in his pickup. Summer and vacations have cut down activity but, fellows, please send in the reports. These reports are important to all of us. Hope all of you had a nice vacation and came back full of vim and vigor. Remember, the Fresno Radio Club meets the 2nd Fri. of each month in the PGE Building, 10th floor. Traffic: W6ADB 56, EBL 56, K6RPM 2.

ROANOKE DIVISION

NORTH CAROLINA—SCM, B. Riley Fowler, W4RRH—SEC: ZG. PAM: DRC. June was Field Day month with the amateurs. The following clubs par-


(Continued on page 126)

DEPEND ON ARROW FOR THE FINEST IN ALL HAM EQUIPMENT!




**Hallicrafters
Model HT-32**

Cleanest signal on the air! Hallicrafters new HT-32 transmitter brings a new standard of clarity with two exclusive features: (1) 5.0 mc quartz crystal filter—cuts unwanted sideband 50 db. or more; (2) new bridged-tee modulator, temperature-stabilized and compensated network provides carrier suppression in excess of 50 db. SSB, AM or CW output on 80, 40, 20, 15, 11 & 10 meter bands. High-stability gear-driven V.F.O. 144 watts peak input. Ideal CW keying and break-in operation.
Amateur Net.....\$675.00



**Hallicrafters
Model SX-101**

New heavyweight champion! Rugged is the word for the SX-101 receiver—and it's all amateur. Heaviest chassis in the industry. Full gear drive. Complete coverage of seven bands: 160, 80, 40, 20, 15, 11 & 10 meters. Special 10 mc. pos. for WWV. Tee-notch filter. S-meter functions with A.V.C. off. Selectable side band.
Amateur Net.....\$395.00

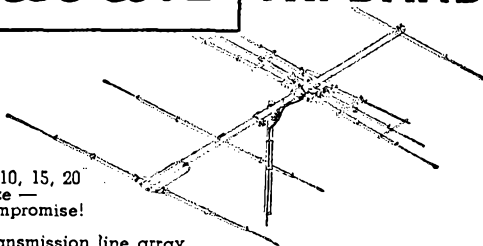


**Hallicrafters
Model HT-33**

New ceramic tubes! Ultra-compact new HT-33 kilowatt amplifier accents performance and dependability with costlier ceramic tubes—another Hallicrafters first. 100 watts greater plate dissipation. Greater overload safety. Unsurpassed ruggedness. Six amateur bands: 80, 40, 20, 15, 11 & 10 meters; simplified tuning; low drive requirement; quieter operation from low speed blower. All control leads filtered.
Amateur Net.....\$775.00

Write For Complete Literature

NEW *Telrex* "TRI-BAND"



TB2E—10, 15, 20
Full-size —
No Compromise!
3-Band

One-transmission line array

Telrex tuned, matched and calibrated for easy assembly (without formulas or traps to break down) to provide outstanding performance on 3-bands with a practical long-lasting structure incorporating the finest of materials. Install a Telrex tri-band today for full size 2-element performance (gain 5.5 db) — F/B 18 db) and enjoy your hobby to the fullest!.....Price: \$158.00

TELREX '56 Beam Antennas

Commercial grade arrays at amateur prices; superior in performance, design and construction. Hairpin resonated, precision tuned, matched and calibrated. Provide highest signal-to-noise ratio possible; 75% reduction in precipitation static.

Write For Complete Literature
On The Telrex Line

Arrow's Export Dept. Ships To
All Parts of the World.

ALL PRICES F.O.B. N.Y.C.

"SERIES 56" SPECIFICATIONS AND PRICES

Telrex No.	Meter Band	El-ements No.	Gain db	Shpg. Wt. Lbs.	Amateur Net Each
3/4 M-15C	3/4	15	16.2	13	\$ 29.00
1 1/4 M-5C	1 1/4	5	11.9	3	6.95
1 1/4 M-15C	1 1/4	15	16.2	10 1/2	31.00
2M-3C	2	3	9.4	3 1/4	5.95
2M-5C	2	5	10.5	3	7.25
2M-6C	2	6	12.7	4	12.50
2M-8C	2	8	13.5	10	13.75
2M-808	2	16	10.5	15	33.50
2M-15C	2	15	16.2	28	39.25
6M-3D	6	3	9.4	7	16.25
6M-4C	6	4	9.7	10	19.75
6M-6C	6	6	12.7	20	57.50
6M-56-135	6	6	12.7	44	149.00
1030-S	10	3	7.0	9	36.50
10M-56-79	10	3	8.9	27	96.00
10M-56-120	10	4	10.1	33 1/2	144.00
10M-56-185	10	5	11.2	77	220.00
10M-56-235	10	6	12.7	93	290.00
15M-56-67	15	2	4.8	32	80.00
15M-56-99	15	3	8.9	32	117.00
15M-56-118	15	4	9.7	37	140.00
15M-56-198	15	4	11.1	64	235.00
15M-56-245	15	5	11.9	94	285.00
20M-56-79	20	2	4.8	26	89.00
20M-56-112	20	3	8.7	33	130.00
20M-56-149	20	3	9.0	56	175.00
20M-56-168	20	3	9.4	63	198.00
20M-56-235	20	4	10.4	74	275.00
20M-56-265	20	4	11.2	90	305.00
40M-56-180	40	2	3.4	66	180.00
40M-56-365	40	3	8.3	130	365.00

ARROW ELECTRONICS, INC.

65 Cortlandt St., New York 7, N. Y. • DIgby 9-3790
525 Jericho Turnpike, Mineola, N. Y. • Pioneer 6-8686

by TEST or TESTIMONIAL

the finest transmitter

in its price & wattage range


WØFJK

Just a word about my new 500B Globe King. That is the nicest piece of equipment I ever owned. I work 10-15-20-40 and 75 meters with it. The TV set is 10 feet from it with absolutely no TVI on any band or any channel. I have several 50 watt rigs and they put a weave on some bands and some channels but not the Globe King. I really like it as I have not had a minute's trouble with it. This is my third Globe King I have had since you built them and they were all good, but this one tops them all. That speech suppression is "out of this world."

Glen F. Gressly, WØFJK
705 Hiway St.
Savannah, Missouri

THE WRL Globe King 500B

\$40⁶⁰
per mo.
Just \$72.50 Down



Wired & Tested: \$725.00

Bandswitching, 10-160M Transmitter for 540W on fone & CW; 540W on SSB (P. E. P.), with any external exciter of 10-15W.

Outperforming any rig in its price and wattage range, the King is housed in a handsome 31x22x14 1/4" cabinet, specially designed for TVI-suppression. Relay controlled; includes a built-in antenna relay; built-in VFO; separate power supply for modulator section, allowing better overall voltage regulation. Commercial type compression circuit keeps modulation at high level. Features grid-block keying for signal clarity. PI-net matches most antennas, 52-600 ohms. Provisions for crystal operation. New 4-400A Final Amplifier tube used for increased safety factor.

And the World-Famous

Globe Chief 90 \$ 67.50; \$ 5.47 per mo.
Globe Champ 800 \$495.00; \$25.14 per mo.
Globe Scout 880 \$ 109.95; \$ 8.91 per mo.

SEND FOR COMPLETE BROCHURE!

WORLD RADIO LABORATORIES



3415 W. BROADWAY
COUNCIL BLUFFS, IOWA

Please send me your free catalog and info on:
 Globe Chief, Globe Scout, Globe Champ,
 Globe King.

Name:

Address:

City & State:

icipated: Alamance, Asheville, Charlotte, Davidson, Catawba, Rutherford, Winston-Salem, Greensboro, Raleigh and Morganton. Possibly there are others that didn't bother to mention it to the SCM. ARFC in the State still grows. We have a total of 376 registered amateurs, 30 ECs, 87 per cent of these drill regularly. Congratulations, fellows. With each passing day RACES is growing in the State. Thirty-eight counties have approved plans. The Six Area Control Stations have been designated: Area A, JZQ; Area B, TJA; Area C, VTP; Area D, NHW; Area E, ZAV and Area F, RRH. Each county with an approved plan has a representative in the Radiological Net. State Civil Defense has let contract for \$16,000.00 worth of equipment for the Area NCSs and their alternates. Some \$11,000.00 worth of additional equipment is being let on bids for State NCS and alternate. Many counties are in the process of letting bids on the local level. Most of the equipment is v.h.f. Personnel and location of one high-power v.h.f. relay station has been selected. One more is to be selected. K4DNW and K4CDZ are now meeting the 4RN. BUW soon will begin meeting this net. Thanks, boys, for taking me off the hook. GXR continues to be the leading traffic-handler each month with a count of over 135 per month.

SOUTH CAROLINA—SCM, Bryson L. McGraw, W4HMG—K4BUC and the clothesline antenna are doing FB in Charleston with only 18 watts. 3CCF now is K4POP. 2BHIS/4 now is 2-meter NCS for the Aiken Area. K4AIB has fine 2-meter s.s.b. signals. K4PJE gave a fine talk to the Georgetown Rotary Club on ham radio. K4EWC, with his 50-wattier plus an all-band antenna, is doing a fine job. K4OGE is the proud owner of a new 5-kw. gas generator. Congrats to K4MWZ on his fine, unselfish, traffic-handling. K4CUH, with an 813 and cubical quad, is working ZLs by the dozens. TYS now has a full gallon s.s.b. via a pair of 4-125As. We are sorry to lose K4ANI and K4ALM. Bob and Lucy, who are moving to Texas. OAK still is in a cast with two broken legs but is active on 75-meter phone. Shaw-Sunter reports: CJD handles FB traffic on 80 meters and is active with the SCN C.W. gang. 361 contacts were made on Field Day. DWJ is off phone until he gets his c.w. speed to 20 w.p.m. GIF has a dandy custom mobile for 10 meters. The "Save Eleven" found EJR, GCB, GIE and EYV all getting in good lies. K4GHT and others are off to a nice start with a new club in the Conway Area. The Palmetto Club is minus its 20-meter beam because of high winds. Thanks to ZVY, CAL and many others on the WX Watch with regards to the Aiken, Edgfield incident. Many clubs report fine Field Day scores. GAT, EGI and AVU at Travis AFB were on SCNG maneuvers keeping daily skeds with home via HDR and others. ZRH and AI report approval of the State RACES plan. Congrats to K4BVX on the nice job as NCS for the S. Car. C.W. Net. AKC, our RM, reports 30 members now are active on the C.W. Net, most of them holders of ORS appointments. NOTICE: While being SCM has been one of the highest honors of my life, I think someone else should be given a chance in November. Traffic: W4AKC 109, K4KEG 94, GAT 86, W4YAA/8 65, K4JFN 52, HQK 22, IIE 16.

VIRGINIA—SCM, John Carl Morgan, W4KX—SEC: PAK. Virginia clubs and individual groups did their part in making this a real record Field Day. Field Day messages received by the SCM indicate all hands pitched in across the State. WVN will furnish Virginia Weather Bureau liaison with the East Coast Emergency Net. NPT, Norfolk NAS Club, now has 2- and 6-meter gear for Novice and Tech. Class operation. FLX reports the Bedford Army MARS ham station received the call K4WFO. PVA and others in the Prince William Area operated at the County Fair in August. RM IA was gratified at the pick-up in attendance on VN despite poor summer conditions. Peripatetic IRAN dropped in on the SCM after working Field Day with K4OQR at KFC's "plantation." BRF maintained a satisfactory sked with his XYL IKA while he visited his folks in Georgia. K4s BYS and EAS took a portable rig along on their vacation at Nags Head, N. C. CVO did his FDing with the Newport, R. I., Club and reports K4LPR also was up that way for Field Day. K4AET is rebuilding and wants a good 20-meter signal to work his son, ET2US (W3DAD). JUJ had better look to his certificate-collecting laurels. TFX reports recent additions to his wall include WQSA, W4V, WOSA and WASM. K4IQ gleefully tells of ideal conditions during Field Day when many non-ham on-lookers were greatly impressed to hear West Coasters being worked with great abandon by the Halifax Club. A deadline report via VFN: The VFN/GYN Picnic at Holiday Lake, near Appomatox, was a big success. K4MC was elected to succeed K4AET as Net Mgr. K4ASU was reelected Asst. Net Mgr. and ONV as secy-treas. Traffic: W4IA 314, K4EZZL 295, W4QDY 174, K4AET 132, W4PVA 76, K4JLO 61, W4KX 53, SHJ

(Continued on page 128)



TEST
EQUIPMENT

Headquarters
RCA
INDUSTRIAL
TUBES



ELECTRONIC
COMPONENTS



ELMAR ELECTRONICS

for complete large-quantity stocks . . .



TUBES . TRANSISTORS . DIODES

Elmar, outstanding among the West's foremost electronic distributors . . . supplies large quantities of RCA tubes, transistors and diodes to a widely diversified market—amateur, industrial, research, government, radio and TV broadcasting, technician, service dealer and others.

To meet such varied requirements fully, Elmar stocks are complete, constantly adjusted, fully maintained. Units, always several deep on the store service shelves, are each backed up by heavy reserve stock.

At Elmar, RCA stock is treated in this manner.

It ranges from the largest transmitting tube to the smallest transistor.

It will meet *your* requirements.

ELMAR ELECTRONICS



140 Eleventh Street, Oakland 7, California.

If it's Guaranteed Crystals! We Got 'Em!

2011	2990	3990	4995	5995	6073	6500	7025	7433	7708	7868	8275	8500	
2017	2590	2995	3995	4995	5245	6105	6506	7040	7460	7710	7970	8230	8306
2020	2595	3005	4005	5005	5325	6205	6525	7050	7470	7720	7980	8240	8316
2023	2600	3010	4010	5010	5340	6220	6540	7065	7485	7735	7995	8255	8331
2031	2615	3025	4025	5025	5365	6245	6565	7090	7510	7760	8020	8280	8356
2034	2620	3030	4030	5030	5380	6260	6580	7105	7525	7775	8035	8295	8371
2037	2625	3035	4035	5035	5400	6280	6600	7120	7540	7790	8050	8310	8386
2040	2630	3040	4040	5040	5420	6300	6620	7140	7560	7810	8070	8330	8406
2043	2635	3045	4045	5045	5440	6320	6640	7160	7580	7830	8090	8350	8426
2046	2640	3050	4050	5050	5460	6340	6660	7180	7600	7850	8110	8370	8446
2049	2645	3055	4055	5055	5480	6360	6680	7200	7620	7870	8130	8390	8466
2052	2650	3060	4060	5060	5500	6380	6700	7220	7640	7890	8150	8410	8486
2055	2655	3065	4065	5065	5520	6400	6720	7240	7660	7910	8170	8430	8506
2058	2660	3070	4070	5070	5540	6420	6740	7260	7680	7930	8190	8450	8526
2061	2665	3075	4075	5075	5560	6440	6760	7280	7700	7950	8210	8470	8546
2064	2670	3080	4080	5080	5580	6460	6780	7300	7720	7970	8230	8490	8566
2067	2675	3085	4085	5085	5600	6480	6800	7320	7740	8000	8250	8510	8586
2070	2680	3090	4090	5090	5620	6500	6820	7340	7760	8020	8270	8530	8606
2073	2685	3095	4095	5095	5640	6520	6840	7360	7780	8040	8290	8550	8626
2076	2690	3100	4100	5100	5660	6540	6860	7380	7800	8060	8310	8570	8646
2079	2695	3105	4105	5105	5680	6560	6880	7400	7820	8080	8330	8590	8666
2082	2700	3110	4110	5110	5700	6580	6900	7420	7840	8100	8350	8610	8686
2085	2705	3115	4115	5115	5720	6600	6920	7440	7860	8120	8370	8630	8706
2088	2710	3120	4120	5120	5740	6620	6940	7460	7880	8140	8390	8650	8726
2091	2715	3125	4125	5125	5760	6640	6960	7480	7900	8160	8410	8670	8746
2094	2720	3130	4130	5130	5780	6660	6980	7500	7920	8180	8430	8690	8766
2097	2725	3135	4135	5135	5800	6680	7000	7520	7940	8200	8450	8710	8786
2100	2730	3140	4140	5140	5820	6700	7020	7540	7960	8220	8470	8730	8806
2103	2735	3145	4145	5145	5840	6720	7040	7560	7980	8240	8490	8750	8826
2106	2740	3150	4150	5150	5860	6740	7060	7580	8000	8260	8510	8770	8846
2109	2745	3155	4155	5155	5880	6760	7080	7600	8020	8280	8530	8790	8866
2112	2750	3160	4160	5160	5900	6780	7100	7620	8040	8300	8550	8810	8886
2115	2755	3165	4165	5165	5920	6800	7120	7640	8060	8320	8570	8830	8906
2118	2760	3170	4170	5170	5940	6820	7140	7660	8080	8340	8590	8850	8926
2121	2765	3175	4175	5175	5960	6840	7160	7680	8100	8360	8610	8870	8946
2124	2770	3180	4180	5180	5980	6860	7180	7700	8120	8380	8630	8890	8966
2127	2775	3185	4185	5185	6000	6880	7200	7720	8140	8400	8650	8910	8986
2130	2780	3190	4190	5190	6020	6900	7220	7740	8160	8420	8670	8930	9006
2133	2785	3195	4195	5195	6040	6920	7240	7760	8180	8440	8690	8950	9026
2136	2790	3200	4200	5200	6060	6940	7260	7780	8200	8460	8710	8970	9046
2139	2795	3205	4205	5205	6080	6960	7280	7800	8220	8480	8730	8990	9066
2142	2800	3210	4210	5210	6100	6980	7300	7820	8240	8500	8750	9010	9086
2145	2805	3215	4215	5215	6120	7000	7320	7840	8260	8520	8770	9030	9106
2148	2810	3220	4220	5220	6140	7020	7340	7860	8280	8540	8790	9050	9126
2151	2815	3225	4225	5225	6160	7040	7360	7880	8300	8560	8810	9070	9146
2154	2820	3230	4230	5230	6180	7060	7380	7900	8320	8580	8830	9090	9166
2157	2825	3235	4235	5235	6200	7080	7400	7920	8340	8600	8850	9110	9186
2160	2830	3240	4240	5240	6220	7100	7420	7940	8360	8620	8870	9130	9206
2163	2835	3245	4245	5245	6240	7120	7440	7960	8380	8640	8890	9150	9226
2166	2840	3250	4250	5250	6260	7140	7460	7980	8400	8660	8910	9170	9246
2169	2845	3255	4255	5255	6280	7160	7480	8000	8420	8680	8930	9190	9266
2172	2850	3260	4260	5260	6300	7180	7500	8020	8440	8700	8950	9210	9286
2175	2855	3265	4265	5265	6320	7200	7520	8040	8460	8720	8970	9230	9306
2178	2860	3270	4270	5270	6340	7220	7540	8060	8480	8740	8990	9250	9326
2181	2865	3275	4275	5275	6360	7240	7560	8080	8500	8760	9010	9270	9346
2184	2870	3280	4280	5280	6380	7260	7580	8100	8520	8780	9030	9290	9366
2187	2875	3285	4285	5285	6400	7280	7600	8120	8540	8800	9050	9310	9386
2190	2880	3290	4290	5290	6420	7300	7620	8140	8560	8820	9070	9330	9406
2193	2885	3295	4295	5295	6440	7320	7640	8160	8580	8840	9090	9350	9426
2196	2890	3300	4300	5300	6460	7340	7660	8180	8600	8860	9110	9370	9446
2199	2895	3305	4305	5305	6480	7360	7680	8200	8620	8880	9130	9390	9466
2202	2900	3310	4310	5310	6500	7380	7700	8220	8640	8900	9150	9410	9486
2205	2905	3315	4315	5315	6520	7400	7720	8240	8660	8920	9170	9430	9506
2208	2910	3320	4320	5320	6540	7420	7740	8260	8680	8940	9190	9450	9526
2211	2915	3325	4325	5325	6560	7440	7760	8280	8700	8960	9210	9470	9546
2214	2920	3330	4330	5330	6580	7460	7780	8300	8720	8980	9230	9490	9566
2217	2925	3335	4335	5335	6600	7480	7800	8320	8740	9000	9250	9510	9586
2220	2930	3340	4340	5340	6620	7500	7820	8340	8760	9020	9270	9530	9606
2223	2935	3345	4345	5345	6640	7520	7840	8360	8780	9040	9290	9550	9626
2226	2940	3350	4350	5350	6660	7540	7860	8380	8800	9060	9310	9570	9646
2229	2945	3355	4355	5355	6680	7560	7880	8400	8820	9080	9330	9590	9666
2232	2950	3360	4360	5360	6700	7580	7900	8420	8840	9100	9350	9610	9686
2235	2955	3365	4365	5365	6720	7600	7920	8440	8860	9120	9370	9630	9706
2238	2960	3370	4370	5370	6740	7620	7940	8460	8880	9140	9390	9650	9726
2241	2965	3375	4375	5375	6760	7640	7960	8480	8900	9160	9410	9670	9746
2244	2970	3380	4380	5380	6780	7660	7980	8500	8920	9180	9430	9690	9766
2247	2975	3385	4385	5385	6800	7680	8000	8520	8940	9200	9450	9710	9786
2250	2980	3390	4390	5390	6820	7700	8020	8540	8960	9220	9470	9730	9806
2253	2985	3395	4395	5395	6840	7720	8040	8560	8980	9240	9490	9750	9826
2256	2990	3400	4400	5400	6860	7740	8060	8580	9000	9260	9510	9770	9846
2259	2995	3405	4405	5405	6880	7760	8080	8600	9020	9280	9530	9790	9866
2262	3000	3410	4410	5410	6900	7780	8100	8620	9040	9300	9550	9810	9886
2265	3005	3415	4415	5415	6920	7800	8120	8640	9060	9320	9570	9830	9906
2268	3010	3420	4420	5420	6940	7820	8140	8660	9080	9340	9590	9850	9926
2271	3015	3425	4425	5425	6960	7840	8160	8680	9100	9360	9610	9870	9946
2274	3020	3430	4430	5430	6980	7860	8180	8700	9120	9380	9630	9890	9966
2277	3025	3435	4435	5435	7000	7880	8200	8720	9140	9400	9650	9910	9986
2280	3030	3440	4440	5440	7020	7900	8220	8740	9160	9420	9670	9930	10006
2283	3035	3445	4445	5445	7040	7920	8240	8760	9180	9440	9690	9950	10026
2286	3040	3450	4450	5450	7060	7940	8260	8780	9200	9460	9710	9970	10046
2289	3045	3455	4455	5455	7080	7960	8280	8800	9220	9480	9730	9990	10066
2292	3050	3460	4460	5460	7100	7980	8300	8820	9240	9500	9750		

WE TRADE HIGHER!


Howdoodo...

I'm Jack S., the new Vice-President in charge of evaluating Trade-Ins. I haven't always been known as Jack S. You see, the guy who made this name-plate for my desk said Vice-Presidents HAVE to have a middle initial. I said he could use the initial from my last name....then when he got to the last name I'd already used it and.....Like the sign fellow said, though, it's pretty darn effective!

I got this position because the old Vice-Pres. was "surprised" while making those famous "Surprise Trade-Ins"! They caught him making a profit! In the Trade-In Dept.! The Boss said this was unthinkable and what they needed was a real moron for the job. A few well-placed pulses through the electronic brain pointed to little old me from way down in the Ozarks as having superlative qualifications!


SOOooooo just write me a letter tellin' me just what sorta store-bought stuff (made since 1945) you want to trade in.....and if you've been "Surprised" by an Ashe deal in the past....you'll flip your antenna at a Jack S. offer!

Jack S.




IT'S EASY TO DO BUSINESS WITH WALTER ASHE!


1. Just tell us what factory-built gear (made since 1945) you have to trade, and what new gear you wish to purchase. You'll get our top dollar quote by return mail.
2. When the deal is made, you ship your equipment to us by prepaid express or, if express is not available, by prepaid truck. We check it at once and, in most cases, your new gear is on its way to you within 24 hours after we receive your trade-in.
3. We will ship your new gear to you via express in most instances. Where express is not available, or not practical, we will ship by truck.



HALLCRAFTERS HT-32 TRANSMITTER. Net.....\$675.00



HALLCRAFTERS HT-33 LINEAR AMPLIFIER. Net \$775.00



HALLCRAFTERS SX-101 RECEIVER. Net.....\$395.00

DO YOU HAVE OUR NEW CATALOG? IT'S FREE!

WRITE FOR FULL DETAILS ABOUT OUR TIME PAYMENT PLAN

All prices f. o. b. St. Louis . Phone CHestnut 1-1125



WALTER ASHE RADIO COMPANY
1125 Pine Street, St. Louis, Mo.

OUR 35TH YEAR

Rush "Surprise" Trade-In Offer on my.....
for.....
(show make and model of new equipment desired) Q-9-57

Send new FREE Walter Ashe catalog.

Name.....
Address.....
City..... Zone..... State.....

READ THESE NEW HANDBOOKS!



\$2.95

The first and only complete handbook devoted to the very high frequency spectrum. 12 chapters . . . 208 pages . . . over 150 illustrations . . . brand new antenna facts. Moon reflection transmission data

VHF HANDBOOK

by William I. Orr, W6SAI
and Herbert G. Johnson, W6QKI

The VHF HANDBOOK covers in detail the generation, propagation, and reception of VHF signals, plus the construction and design of equipment and antennas. A complete summary of the state of the art!

Here it is! A radio handbook, written for the Novice and Technician radio ham! This book helps you with the code —helps you build your rig— and gets you on the air!

\$2.85



NOVICE AND TECHNICIAN HANDBOOK

by William I. Orr, W6SAI
Donald Stoner, W6TNS

The first radio text entirely devoted to the amateur newcomer! Covers transmitters, receivers, antennas in step-by-step, easy to follow instructions. Written so you can understand it! Get your copy now!



\$2.70

Entirely devoted to the construction, adjustment and installation of rotary beam antennas! This book will make your antenna work! Eliminate guesswork in your new beam!

BEAM ANTENNA HANDBOOK

by William I. Orr, W6SAI

Complete and concise information about beam antennas. Dimensional charts, SWR data, and construction data on parasitic arrays for the 6, 10, 11, 15, 20 and 40 meter amateur bands! Invaluable!

AT YOUR DEALER, OR ORDER FROM
RADIO PUBLICATIONS, WILTON, CONN.

RADIO PUBLICATIONS, Inc., Danbury Rd., Wilton, Conn
Please rush _____ copies of VHF HANDBOOK
at \$2.95 per copy
_____ copies of NOVICE AND TECHNICIAN
HANDBOOK at \$2.85 per copy
_____ copies of BEAM ANTENNA HANDBOOK
at \$2.70 per copy
Enclosed is 15c per book (covers packing, shipping cost)

Name _____ Call _____

Street _____

City _____ State _____

Enclosed find: check cash money order

ceived its certificate of incorporation. K0CEZ, JA, RRV and others handled the procedure. The Pueblo Amateur Radio Club also received its certificate of incorporation. Officers are DLZ, pres.; and K0DZI, SECY. SHJ has a new Elmac mobile. Glad to hear from 7KFV/7, Trapper. K0HFB is working DX, along with KTX and KN8JSQ. The Colorado University Radio Club's officers are EHW, pres.; and K0GZU, secy. Field Day Clubs reporting were K0DTK, QPO, K0GEU, BSA, BYE and W0IA. FQK is contacting Sweden and Norway for exchange students. Traffic: W0KQD 278, K0DXE 72, W0NIT 69, QOT 69, K0DCC 64, W0YQ 35, K0CEN 11.

UTAH—Acting SCM, John H. Sanipson, jr., W7OCX —SEC: GPN, PAM; DTB. Amateurs are invited to participate in the Ogden City-Weber County Emergency Net each Thurs. at 2000 MST on 29.51 Mc. Both the Ogden Amateur Radio Club and the v.h.f. section had new locations this Field Day. OCX has received a MARS Code Proficiency certificate for 30 w.p.m. QDJ spent July in W6-Land. CGW is planning 2-meter mobile operation. LRP is changing the power supply on his Morrow mobile rig to a 400-cycle, fan-belt-driven alternator along with a putt-putt engine for portable operation. His idea is to reduce wear and tear on his car engine. During Field Day CGW was elated to work ZL2IU on 10 meters with his low-power mobile rig. Also CGW worked an Arizona station early one morning while an atomic test was in progress at the AEC Nevada Test Site. He reports the blast had no effect on communications. SAZ is now on 10 meters. We expect to hear CGW on 2 meters. OCX has been in the hospital but is on his feet now. Traffic: W7OCX 2.

NEW MEXICO—SCM, Ray Birsch, W5OZ—SEC: K5DAA, PAM; DVA. Thanks for your vote which helped elect me your new SCM. Your interest and cooperation will help put the New Mexico section on the map. Now that we are part of the Rocky Mountain Division, let's dust off the cobwebs and really get going. IC, Claude Maer, Rocky Mountain Division Director, flew to Albuquerque June 12 to personally welcome us to our new division. Some 75 or more hams were present. CIN, POI and KN5JLU spent Field Day at the Four Corners (the only point in the U.S.A. common to Four State Corners). The Sante Fe Radio Club (K5EVO/5) had nine operators out on Field Day. Four AREC members were present. WNU has just put up a 10-meter vertical and is now working all bands 10 to 80 meters. DAA still is working hard for a better net for all New Mexico ECs. The net is called the Echo Charley Net and meets Sun. at 1730 MST on 7245 kc.

WYOMING—SCM, James A. Masterson, W7PSO—The Pony Express Net meets Sun. at 0830 on 3920 kc. with PSO and AIWS alternating as NCS. The YO C.W. Net meets on Mon., Wed. and Fri. at 1830 on 3610 kc. with BHH, DXV and NMW alternating as NCS. DTD recently was appointed EC for Washaki County. PJX and HCA participated in the Powder Puff Derby Net relaying flight information across Wyoming from Salt Lake City, Utah, to North Platte, Nebr. The Sheridan gang handed out Wyoming QSOs on Field Day, operating the club station, GUX/7, in the Big Horn Mountains. Operators included UZR, JAIM, TQT, IYL, NJI, IEC, IEG and ITW. NMW reports that heavy summer QRN slowed activity on the YO Net. Now that fall is approaching it is hoped there will be more check-ins on both the YO and Pony Express Nets. In addition to the stations reported last month MNW, YWW, KFV/6, HRM and KUB attended the Rocky Mountain Division Convention in Estes Park, Colo. Traffic: W7YWW 6, NAIW 4, GUX 1.

SOUTHEASTERN DIVISION

ALABAMA—SCM, Joe A. Shannon, W4MI—SEC: TKL, RM; KIX, PAM; K4AOZ. The coming of summer has brought increased activity license-wise. Welcome to the following: KN4PWD, the XYL of WHW. KN4PHU, the XYL of K4CFD. HOB passed the General Class exam. AWA's mother passed the General Class Exam. K4AJG got Extra Class, and 1st-Class phone commercial licenses. BTN moved from Kentucky and now is in Jasper. K4GLE has General Class license. I would appreciate a card from all newcomers with their calls. K4BFF has low-power linear for s.s.b. and DDH and CIU are working toward s.s.b. rigs. MI and RLG have 33 states on 6 meters while K4TQS reports 32. Six-meter activity is increasing in the section and Alabama is well represented in all the openings. K4EOG, net manager for AENT (Teenage Net) asks that all teenagers interested meet with them on 3905 kc. daily at 1630. TOI still is having a bushel of trouble with rigs. K4KJD is copying much better with a new HQ-100. HON and HKK made a deal and HKK got the fixed station and HON wound up with

(Continued on page 132)

HARVEY ALWAYS HAS IT...IN STOCK For IMMEDIATE DELIVERY

Collins SC-101



STATION CONTROL

For Smooth Coordination of Complete SSB Station

The SC-101 provides the necessary equipment to connect the Collins 75A4 and KWS1 with beam direction indicator and control, phone patch circuit, standing wave ratio meter and remote selection of any one of six antennas. *There are three units included in the system:*

SPEAKER/CONTROL UNIT . . . 312A-2

A desk-top unit that includes a 10" speaker, beam direction indicator, SWR meter, 24-hour numeral clock, lumiline operating lamp, phone patch unit, auxiliary power supply for control circuits, and terminal boards for interconnecting all units. There's also a synchro control unit supplied for tower mounting, as well as a directional coupler for use with the SWR unit.

ANTENNA SELECTOR . . . 68Y-1

The 68Y, which can be mounted on the wall near your desk, includes the antenna transfer relay, two coax relays for antenna selection, mounting bracket for directional coupler and necessary interconnecting coax cables.

WIRING DUCT & HARNESS . . . 534A-1

This metal duct mounts along back of desk or table and houses all interconnecting cables. Along the top of the duct are ac utility outlets. A cable harness, with wires necessary to connect the transmitter, receiver and extra control functions, is also included in this unit. \$695 net


BARGAIN BUYS FROM HARVEY

CENTRAL ELECTRONICS 10A—Perfect..	\$ 90.00
COLLINS 32V-3—Excellent	550.00
COLLINS 32V-2—Excellent	450.00
MORROW FTR—Complete—Display Model	89.50
MORROW 5BRF—Display Model	52.50
BARKER & WILLIAMSON 51SB—Display	224.00
BARKER & WILLIAMSON 51SB-B—Display	212.00
SONAR MB26—10-Meter Xmtr.—New ..	39.50
SONAR CFC VFO—New	24.50
SONAR SRT—120M-Xmtr.—100 Watt—New	120.00
SONAR SR-9—2-Meter Rcvr.—New	39.50
SONAR SR-9—10-Meter Rcvr.—New.....	39.50
ELDICO SSB—500½-KW Linear—	
Factory W. & T.—New	350.00
RME 4300 with Speaker—New	159.50
HARVEY WELLS R9A—Rcvr.—Display....	129.50
HARVEY WELLS CMA-50—New	14.50
HARVEY WELLS—Remote Control for	
TBS-50—New	14.50
JOHNSON VIKING II	
—Kit-Sealed Carton—New	219.50
JOHNSON VIKING II	
—Factory Wired—New	269.50
HALLICRAFTER S76—Rcvr.—Perfect	150.00

Every Month Watch This Box For HARVEY HAM SPECIALS!

IN STOCK — FOR YOUR HAM NEEDS

BELL CM-1—Mobile Carbon Mike. High Output—Rugged	\$ 9.95
CESCO-CM52 Reflectometer ..	\$29.95
M. C. JONES 261 and 262	\$37.00
UNIVERSAL KW-4M Ratiometer . . .	\$45.00



COMMUNI-Q-BOOSTER

Here's a brand new device that utilizes the Q multiplier principle to increase the gain and selectivity of the GONSET Communicator. Designed to operate with the 6-mc if of the Communicator, the booster reduces interference between stations and improves the reception of weak signals. As a result, there's a quieter and more stable receiver. The rf capacitors in the booster are special ceramic units that are factory set for maximum Q. Inductors are of the miniductor type for high gain. Available for 6 or 12-volt. SPECIFY WHICH \$25.95

HARVEY is known the world over, wherever Hams operate, as a reliable source for Ham Equipment. All orders shipped same day received.

We're Generous on Trade-Ins
If You Want to Talk SWAPS and DEALS
write . . . or call **W2DIO**



Harvey RADIO CO., INC.

103 W. 43rd St., New York 36, N.Y. • JUDSON 2-1500

Established 1927

NOTE: Prices Net, F.O.B., N.Y.C.
Subject to change without notice.

BUY IT FROM "THACH" WØQV



for the top
performing
Amateur
kilowatt...
Collins
KWS-1

Unmatched performance, accuracy and stability characterize the Collins KWS-1 in SSB, AM or CW operation. Extremely accurate 70E VFO. Pi-L output network. Collins Mechanical Filter. See us about generous trade-in allowance and time payment terms. KWS-1 kilowatt Transmitter,

Net Price\$2,095.00

75A-4 SSB Receiver



Designed expressly for operation on the 7 HF Amateur bands. Features AVC on SSB and CW, separate detectors for AM and SSB, passband tuning, rejection tuning, Gear Reduction Tuning Knob, superior selectivity and many other time-proven Collins features. 75A-4 Receiver, Net Price\$695.00

KWM-1 SSB Mobile Transceiver



First mobile transceiver in the Amateur field — 175 watts PEP input, 14-30 mc. Use for mobile or fixed station without modification.

KWM-1 Transceiver, Net Price\$770.00

For complete information, accessories, terms, trade-ins, write:

THE OVERTON ELECTRIC CO., INC.

522 Jackson St., Topeka, Kansas

Phone CE-3-3261

mobile. WOG has gone out of mobile business and wishes he hadn't. K4GOW desires to build a good receiver and would like suggestions and schematics. Can you help him? Traffic: (June) W4RLG 421, USM 94, K4BTO 92, AOZ 77, EOG 77, W4KJL 54, K4KZQ 37, ANB 21, W4RTQ 20, CNU 18, MI 18, TOI 18, YRO 17, K4BWR 15, W4CEF 15, K4KJD 15, W4WHW 14, CIU 13, ZSH 12, K4HJM 11, W4HON 11, WOG 10, DGH 8, BFX 6, TKL 6, K4KJZ 2, W4CRY 1. (May) W4CNU 73, ZSH 29, K4IPF 21, HJM 15, DDC 2, W4GJW 2, NIQ 1.


EASTERN FLORIDA—SCM, John F. Porter, W4KJG—SEC: IYT, RM: LAP, PAMs: TAS and JQ. Section nets: FPTN, 3945 kc. 0700 Mon. through Sat.; FMTN 7230 kc. 12 noon Mon. through Sat.; TPTN, 3945 kc. 1730 daily; FEPN, 3910 kc. 1900 Tues, FSN and FN will resume operation Oct. 1. Let's all support our section nets. Their net managers will be glad to have you. The BARC assisted in handling traffic for the 8th All Woman's International Air Race. The Radiation Amateur Radio Club of Melbourne recently was organized with over 16 active members. A new phone Floridora YL's Net will be held each Sat. at 1400 EST at 7260 kc. K4CHC is the chairman of the Gainesville TVI Committee. The Manatee County AREC Net meets on 29,500 kc. every other Wed. EDH is the local RO for c.d. The Knights of the Kilocycle on 3910 kc. is maintaining an over-forty average, and meets every Sun. at 0700. Everyone is welcomed. AEP is the new Master Oscillator. The Bahamas Phone Net meets every Sun. at 0930 EST at 7210 kc. Some of the boys at Grand Bahama Island are interested in 2 and 6 meters. A couple of v.h.f. stations are known to exist there and they are looking for contacts. K4IFR has a new Viking 500. K4LQT has a new Globe Champion and SX-88. ARU is a new AREC member in Collier County. WDX is making concrete bones for the beach. Did you know that Jacksonville can work Winter Haven and others around Tampa regularly on 6 meters? TAS received a special award from the Manatee County Red Cross. K4MQC is a new ham at Okeechobee with a DX-35. NAK has a new GPR receiver. K4DHH has a new Ranger. K4DRO now has 82 countries to his credit. KL7AHD now is at Canova Beach. Your SCM and SEC enjoyed a meeting with the Key West Radio Club. Let's all continue our support of Florida Skip. Traffic: (June) W4EHW 223, P2T 179, TAS 82, IYT 81, K4ANJ 59, BNE 39, W1TRB/4 31, K4GOZ 19, W4GGQ 15, BWR 14, QCP 13, K4OYB 8, AHW 5, DRO 2, MTP 1. (May) K4KDN 137, GOZ 42, W4YFT 27, K4DRO 22, OYB 21, W4OVO 19, K4GJ 12, BJI 4.

WESTERN FLORIDA—SCM, Edward J. Collins, W4MS/W4RE—SEC: HIZ, EC: MFY, RMs: AXP Escambia, BVE Okaloosa, HIZ was busy getting ready for the c.d. exercise. PIQ is enjoying 8-meter mobile operation. HBK raised the beam 10 more feet. GMS is planning a wide-spread beam for better DX. SPP keeps 10 meters hot. OXB is planning a Yagi in place of the ground plane. K4KIF wants a kw. on 6 meters. UUF has deserted 2 for 6 meters. ODO is adding s.s.b. to the 5100. EQR is building a tower. K4ALF/4 worked all bands from 6 through 80 meters during Field Day. FHQ is awaiting delivery of a Johnson KW. K4HYL has a new RME receiver. PAA still is hunting DX. K4AH's son-in-law is K4PMP. New calls in the area are K4PRZ, K4PSB and K4PJC. DAO/DEF still helps out the newcomers. By the time this appears in QST the following hams will be at Fla. State in Tallahassee: GMS, K4AGM, HBK, ZFL and BGG. W4CCY still is after a crank-up mast. QK meets the Hurricane Net. PQW is heard on 75 meters. K4EHI has finally broken through with an FB signal on 6 meters from Milton. K4KYW keeps things hot on 6 meters from Ferry Pass. OKB and PJP are getting the Sautley Field Ham Club going again. AXP is rebuilding power supplies. K4IYQ is QRL TV repair work. W4UL is building a super-duper 8-meter converter. K4ECP/m is getting a DX-35 for the home 8-meter transmitter. RE has a new radio room nearly ready. VR still pounds out on 7 Mc. K4ADY is in the armed services. UYS is renewing his ticket. K4DDD did a fine job on Field Day. RDC is the new president of the Pensacola Amateur Radio Club. GRO is operating mobile. MUX sticks to 7 Mc. ZPN keeps skeeds with his son. OOW is doing an FB job with low power. K4OWW is getting set for the big opening on 6 meters. K4AGM now has 32 states on 6 meters. JPD is putting up trap antennas. KIBRI is looking for the local gang on 15 meters. K4LQC operates 15 meters late at night. UCY stays loyal to 10 meters. K4IVD operates 6 meters fixed and mobile. JLW is building a new home on Santa Rosa Island. We hear rumors that NOX is moving to town. DHP is QRL 16mm. movies. YRF operates when work and school permit. ZUN is letting dust gather on the rig. RKH is heard on 75 meters. Ex-FWY has returned to Pensa after 16 years and is

(Continued on page 134)

go mobile with *Master Mobile*

NEW! . . . SILVER-PLATED ROLLER WITH POSITIVE ACTION, STAY-PUT CONTACT
ANTENNA COILS



MASTER DELUXE ALL-BANDER
 No. 750


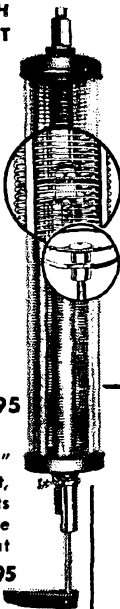
HY "Q" construction with wider spacing of turns for high frequency bands. Use as center or base loaded antenna with 60" whip.

- Covers 10 thru 75 and all intermediate frequencies.
- Silverplated single turn contact, positive spring.
- Eccentric cam contact, easy selection of turn.
- Automatic lock prevents damage to coil.

No. 333 **\$1495**
 Amateur net.

MASTER MIGHTY MIDGET

. . . engineered to provide the highest "Q" consistent with good design. Compact, extremely rugged, yet lightweight, its operation assures precision tuning with the new adjustable silver-plated roller that stays put! Perfect for 40-20-15-11-10 meters. "Get 5 Bands Plus on 1 Coil." **\$995**



- Ruggedized construction
- Greater efficiency
- Precision made
- 2 3/4" Diameter

Master

Ultra-High "Q" COILS


For 80-40-20 & 15 Meters

After many years of experimentation, here is the coil with the highest "Q" ever obtained. Tested and found to have a "Q" of well over 515. **\$525 ea.**
 Use with 36" base section, 60" whip.

W6EFX—Says!

"I would not be without a Master Matcher on my mobile rig... I can QSY on any band at the same time peak my antenna to the operating frequency for *maximum output*. It makes a mobile like a home station!"

W. B.



MICRO-Z-MATCH
 Matches Trans. Line

MASTER MATCHER & FIELD STRENGTH METER

Automatically tunes the entire band from the driver's seat! 6 or 12 volt models **\$24.95**

Complete with Kit **\$7.95**



BODY MOUNT
 No. 321
 less spring
\$7.95

BODY MOUNT
 Heavy duty
 Stainless Steel
 Coax. Conn.
\$15.95

Other Mounts from **\$8.75 up**

THE NEW DIAGONAL SWIVEL BALL-JOINT LOCKS IN ALL POSITIONS

Leaders in the Design
 and Manufacturing of

mobile equipment


AT LEADING RADIO JOBBERS EVERYWHERE

Master Mobile Mounts, Inc.

1306 BOND STREET - LOS ANGELES 36, CALIFORNIA

BUMPER MOUNTS

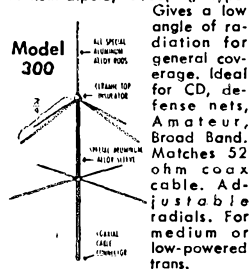
WITH NEW X-HEAVY DUTY CHAINS



No.444 \$17.80 No.445 \$7.95 No.446 \$13.45
 Adjustable to any bumper. No holes to drill, easy to attach. High-polished Chrome Plated 3/8" .24 thread, to fit all antennas. Precision engineered.

GROUND PLANE ANTENNA

Outperforms any type mobile vertical dipole, "Drooping" type.



Net \$12.95

NEW NOISE-FREE

E-Z-OFF
 ANTENNA CONNECTOR

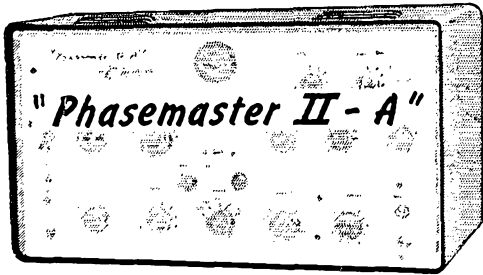
Connect or remove your loading coils, whips or mounts in a jiffy. No wrenches, pliers or screwdrivers needed. High-grade stainless steel throughout.

- Precision made
- Maximum efficiency
- Positive lock—will not corrode



AMATEUR NET **\$295**

LAKESHORE announces the new and improved



CONDENSED SPECS

- SWITCHABLE EYE FOR TUNE UP OR DISTORTION CHECKING
- IMPROVED 9 MC STABILITY
- NEW STEEL CHASSIS
- TALK ON FREQUENCY OR ZERO BEAT
- VOLTAGE REGULATION
- MANY OTHER FEATURES

See us and our complete line
at the 9th ARRL Convention

Lakeshore INDUSTRIES
MANITOWOC, WISCONSIN
MANUFACTURERS OF PRECISION ELECTRONIC EQUIPMENT

Commandant of Corry Field. K4PIN is planning a fixed antenna for mobile operations. 11F is another newcomer to the area. MS finally worked Georgia on 6 meters for state No. 42. HQG does an FB job on 75 meters. How about some dope from Panama City, Tallahassee and Marianna?

GEORGIA—SCM, William F. Kennedy, W4CFJ—SEC: K4AUM, PAMs: LXE and ACH. RM: PIM. GCEN meets on 3995 kc. at 1830 EST Tue. and Thurs. and at 0800 EST Sun.; ATLQW on 7150 kc. at 2100 EST Sun.; GSN on 3595 kc. Mon. through Fri. at 1900 EST with PIM as NC; the 75-Meter Mobile Phone net on 3995 kc. each Sun. at 1330 EST with UUH as NC; the Atlanta Ten-Meter Phone Net on 29.6 Mc. each Sun. at 2200 EST with VHW as NC. It sure was nice to get reports from 22 clubs in Georgia that participated in Field Day. The Cherokee Amateur Radio Club of Dalton elected K4CCJ, pres.; K4CIR, vice-pres.; HIO, act. mgr.; K4PNP, secy.-treas.; K4KMH, pub. direc- tor. It was a pleasure to meet with the Dalton Club recently. KN4OQY is a new Novice in Cedartown. We were very happy to present the new charter of reorganization of the Albany Radio Club on June 28. ETD transmitted 47 bulletins in 18 days on s.s.s.c., c.w. and a.m. on four frequencies. K4COG has a new mobile installed in the car. FGH (BXV's 2nd operator) worked 485 stations in Field Day. K4CFO won a scholarship and is going to Emory in the Fall. K4CSL is enjoying 75-meter phone. KN4QCE is a new Novice in Forsyth. K4DWF has up a new 80-meter antenna. K4HOU is doing research at Emory U. during the summer. K4ADU is DL4BL now. LQJ is DL4ARJ. IPL has a new QTH and new antennas. W4VKP has a new C.E. 600L is on the air now and is putting up new antennas for all bands. ZD has a new 15-meter antenna and is getting good results. Had a wonderful visit with BQT, K4INN, ETD, LVE and others in Valdosta recently. GSN is increasing each month with many new members. CH is EC for Wilcox, Ben Hill and Turner Counties. VWO is EC for Telfair County. YEK is EC for Fulton and DeKalb Counties. Traffic: K4LVE 156, W4PIM 135, K4MCL 85, W4ETD 80, K4CSL 45, W4BXV 17, K4BAI 15, DWF 10, W4ZD 10, K4GNO 6, CFO 5, CFN 4, HOU 4, W4MVZ 3.


WEST INDIES—SCM, William Werner, KP4DJ—SEC: AAA. HZ resigned as SEC and has been re- placed by KP4AAA. If you have not yet received an AREC registration form, contact AAA, DJ or your local EC. The NCS of the P.R. Amateur Emergency Net is now operating from the new police headquarters building in Hato Rey with the call KP4DC using a Vik- ing KW and NC-300 receiver. The present staff of operators includes DC, DJ, SZ, AAA, AAM, ABA and ACQ. If you would like to join our staff visit us Wed. at 7 P.M. New net time is now 7 P.M. instead of 8 P.M. AAM, AFROTC Radio Club president, has been appointed EC for the San Juan District. ABN is Asst. EC for v.h.f. activities. The recently-formed Mayaguez Amateur Radio Club announces a certificate award for contacting ten stations in the Mayaguez District. Certificate No. 1, was won by WT, No. 2 by HG and No. 3 by KV4BA. Send cards to the secretary, KP4HG, F-18-A, Mayaguez Terrace, Mayaguez, P.R. The UPR AFROTC Amateur Radio Club and the Colegio San Jose Radio Club will co-sponsor the "Worked Ten Puerto Rican Novices Contest" to be held Sept. 8, 15, 22 and 29, using the 15-meter band between noon and midnight of these dates. Send calls of stations worked to Dept. of Air Science, Air Force ROTC Det. 755, UPR, Rio Piedras, P.R. The UPR Radio Club, as part of AFROTC, has been assigned the call KP4FAE. AED advises that KP4NY, the Colegio San Jose Radio Club station, now has 10- and 15-meter beams fed by the Globe King 500A. AED is using an AT-1 and simple modulator from a moun- tain-top location called "Guineo" to report into the 3925-kc. Net. KV4BA is MARS AH2BY in St. Thomas, V.I. W2GRM, ex-DL4OH, is now located at Port Brooke and will be on s.s.b. using a BW-5100 and an s.s.b. generator driving a pair of 4-400As. KV4BV is on 20 meters with a TBS-50 and dipole. KV4BV is Assistant District Attorney for St. Thomas. KV4BA has a new 75A-4. KP4AEB is a new station at Huma- cao. AJN, at Isabella, is operator at MARS KP4FAC at Ramey AFB. KP4ABA and KV4BD participated in an 11-meter contest on June 9. KP4BR transferred to Arinc at Denver. W5UGO/KP4 and W4LEV/KP4, at Vieques Island Marine Corp Maneuvers, have returned to Parris Island, YR, trustee of AJH at Colegio Pon- ceño Amateur Radio Club, is trying to get standing waves off the coax feeder from the Tri-bander beam. RF stays in the DX-100 transmitter. YD is on 3925 kc. after putting back up the coax-fed antenna. AAA has a B29 prop-pitch motor to turn his two-element 20- meter beam. WD has a new prop-pitch rotator to

(Continued on page 136)

GREATEST AMPLIFIER SALE



IN HIGH FIDELITY HISTORY!



THE FABULOUS *Bell* 2300

RADIO SHACK SCOOP!

Reg. Net ~~\$109.95~~

- ★ 20 Watts — 40 Watts Peak!
- ★ 20 to 20,000 cps ± 5 db
- ★ Rumble and Scratch Filters
- ★ Built-in Pre-amplifier
- ★ 7 Inputs — including tape!
- ★ 5 Position Equalization

\$74.50

\$7.50 Down - \$7.50 Per Mo.

FREE!

224 Page — 1958
RADIO SHACK CATALOG



Radio Shack Corporation
167 Washington Street Boston 8, Mass.
Please send FREE 1958 Catalog
Bell 2300 Amplifiers @ \$74.50 ea.
Check or M.O. Enc. _____ Time Pay Plan


TO: _____
Name (Please Print) _____
Address _____
City _____ State _____

Never before such features . . . such convenience . . . such breathtakingly realistic reproduction of music . . . priced so startlingly low that it staggers the imagination! The BELL Model "2300" 20 watt high fidelity amplifier has been designed to satisfy the most discriminating sound enthusiast. In addition to the dream features listed, the "2300" boasts extremely low harmonic and intermodulation distortion; a continuously variable LOUDNESS CONTROL for exact tonal balance at any listening level. Independent bass and treble controls afford 16 db boost and 20 db cut. Two sets of 4, 8, 16 ohm and Hi-Z recording outputs allow speakers to be switched from front panel. Handsome beige and white cabinet with rich brown and gold escutcheon. Size 4" H. x 15 $\frac{3}{8}$ " W. x 11 $\frac{3}{8}$ " D. Ship wt. 20 lbs.

Order No. 33-200Q

Shipped by Express Only. Please include sufficient monies for insurance and express charges. Unused amounts will be refunded immediately.

RADIO SHACK CORPORATION
BOSTON: 167 WASHINGTON STREET NEW HAVEN: 230 CROWN STREET



LIKE your radio "on the move"? Then don't be without this useful and informative guide to mobile radio. It is a collection of many articles on tried and tested equipment, presented in an orderly fashion for easy reading and reference.

CONTENTS include a section on receiving, with valuable information on automobile noise suppression; a group of articles describing over 30 different mobile transmitters; sections on mobile antennas and power supplies; and excerpts from FCC's regulations governing mobile operation. *The Mobile Manual for Radio Amateurs* should be on the bookshelf of everyone interested in the installation, maintenance and operation of mobile stations.

\$2.50

U. S. A. Proper

\$3.00 Elsewhere

AMERICAN RADIO RELAY LEAGUE

WEST HARTFORD 7, CONNECTICUT

turn his three-element 20-meter beam. RD now has an HRO-60 alongside the 75A-3. RC ordered an SX-101 receiver. MS has a 600L amplifier. ES sold the BW-5100B, 51SB generator and L1000A amplifier and now has a KWS1. The UPR AFROTC Amateur Radio Club held Field Day exercises at Punta Salinas using the call KP4US/KP4. On Field Day the Ramey AFB Amateur Radio Club had 12 operators working 4 hands using the call KP4UY/KP4 at Ramey AFB. The Mayaguez Amateur Radio Club had eleven operators at a location between Añasco and Rincon. The British hurricane guard ship, the Royal weather ship *Victory Bay*, checks in on the 3815-ke. Antilles Net. The West Indies Rag-chewing Club meets daily at 9:30 A.M. between 7125 and 7175 kc. VP2VB, of *Yasme* fame, overnights in San Juan at the QTH of KP4KD on his way to visit KV4AA, St. Thomas, on June 17. HG, Mayaguez ARC secy., sends a program of the club's July activities. A new station at a strategic location is KP4AHL, on Vieques Island to the east of Puerto Rico. WV4BW is a new Novice at St. Thomas using a DX-20 on 40 meters. ABA replaced 17 condensers in his HRO. ABW is coordinator between CAP and c.d. Traffic: KP4WT 85, DJ 4, AAA 2, US 1, UY 1.

CANAL ZONE—SCM, P. A. White, KZ5WA—The Canal Zone Amateur Radio Association's Field Day station made 600 contacts, of which 477 were on 15 meters, in spite of the fact that one of the two transmitters broke down for five hours. VR worked W9PNF, ex-KZ5WJ, on July 4 and found KZ5RM and KA there with K4AEE. They were expecting ex-KZ5s BD and DW to arrive that evening for an old-fashioned Canal Zone get-together. VR worked KH6AGB for their 119th QSO in July and is awaiting the arrival of the gilt-edged QSL card promised by Vic. JS is on leave in Florida and Georgia with his family. DH is on leave in New England with his XYL, who is studying for her Master's Degree in teaching. WZ has returned from leave and now has four 6AG7s in grounded grid running 200 watts s.s.b. Ex-CF reports through JJ that he has just completed temporary duty at "Lost Wages, Nev." A new operator is RJ. Traffic: KZ5VR 72, WA 15.

SOUTHWESTERN DIVISION

LOS ANGELES—SCM, Albert F. Hill, jr., W6JQB --SEC: LIP, RMs, BHG and GJP. PAMs: K6BWD and ORS. Field Day turnout looked bigger and better than ever before. Congrats to GYH and K6MCA, who made BPL this month. K6ETK and K6GGS are new Emergency Coordinators. DX is going great guns. RW received a card from FW8AA. K6ICS is working South Americans. K61YJ has 15- and 20-meter beams up. K6COP worked CRTAH. NJU put up a new three-element 20-meter beam. K6OQD now is Chief NCS of ALN2. K6UYK is QRL with glider soaring and glider meet. K6MON made GMTHC. Congrats. Bud. MEP is putting a 420-Mc. repeater station on the air. K6HVC is expecting her 5th harmonic. Congrats. Marge. OLZ is organizing c.d. in Hawthorne. New officers of Rio Hondo Radio Club are K6ACF, pres. (first YL pres.); K6RIP, vice-pres.; K6RTG, secy.; UKC, treas. Public Service awards were received by INH, USY and JQB. CMN is busy with QSL printing. BHG is keeping SCN running in fine shape. K6KUF has a new KWS-1 and a 75A-4. QR is opening a ham parts house in Hemet. Support your section net. SCN, 3600 kc. 1930 PDT daily. Traffic: (June) W6GYH 635, K6MCA 570, MON 260, OZJ 232, COP 147, GOK 135, W6HIG 133, INH 103, VSH 84, K6OQD 64, W6ORS 37, K6HVC 31, EA 24, GUZ 22, W6BUK 18, K6PLW 16, DDO 10, GTG 10, W6USY 8, OLZ 7, MEP 6, K6HOV 4, ICS 4, W6YSK 4, BEQ 2. (May) K6LVL 78.

ARIZONA—SCM, Cameron A. Allen, W7OIF—SEC: YWF. PAM Arizona Emergency Net: ASI. PAM Grand Canyon Net: LUJ. Both nets were quite active all through June. PKK is active both on c.w. and RTTY and keeps plenty of traffic moving. We heard quite a few groups out on Field Day but received reports from only four. MAL and gang were on Mt. Union. UCA and the Mesa gang were lost in the woods but they kept things humming anyhow. The Arizona Amateur Radio Club of Phoenix was on Mingus Mt. YBZ has been moved to a hospital in Los Angeles. Listen on 3865 kc. for the latest bulletins on him. Traffic: W7FKK 224, YWF 22, OIF 8, CAF 6.

SAN DIEGO—SCM, Don Stansifer, W6LRU—New officers of the Convair Club are K6LAF, pres.; 7WYJ, vice-pres.; K6QXN, secy.; K6EDA, treas. New officers of the Coronado Club are K6SQC, pres.; JVA, vice-pres.; HQC, secy-treas.; NLK, corr. secy. K6PZE is a new member of the Helix Club. A welcomed visitor and operator with the Helix Club during Field Day was Hal Devoe, ex-NI, who is now KL7MF with the FCC in Alaska. VE7AFO now lives in San Diego. FWF


(Continued on page 138)

HARRISON IS HEADQUARTERS

for *Collins*

the Cadillac of Hamdom!

It actually costs less per year to own the best, especially when you get it from Harrison.



You can be enjoying this new Collins KWM-1 Mobile/Fixed Trans-Receiver while paying as little as

\$39 A MONTH!

(Even less, if your trade-in and down payment come to more than \$68 and the low carrying cost.) You always get the best deal from Harrison!

FOR QUICKEST DELIVERY—

send me your order right now! A deposit of only \$5 (returnable any time you say) will start fast action. If you have a trade-in, tell me all about it so I can give you the very highest allowance. Mention the approximate terms you would like, and give employment and credit references.

Prompt, safe shipment to most anywhere in the world, or, you can "Come and get it!" and take it safely home with you.



No question about it! You're just not getting the most operating fun per hour unless your receiver is a new Collins 75A-4! With almost any kind of a trade-in as down payment, we'll surprise you with how little a month it takes for you to have the pleasure of using the best!

WANT TO STUDY IT? You can have the complete big illustrated Instruction and Service Manual for any model, just by sending a \$5 returnable deposit. Or, we'll gladly send you FREE literature.

Our big Jamaica Store
is Ham Headquarters for
ALL LONG ISLAND!

Conveniently located on Hillside Ave.
at 145 Street. Easy parking.

Open Friday nites 'til 9.
Republic 9-4102

HARRISON

Ham Headquarters Since 1925

225 GREENWICH STREET
NEW YORK 7, N.Y.

PHONE ORDERS - BARCLAY 7-7777
LONG ISLAND - 144-24 Hillside Ave., Jamaica

The world-famous
**HARRISON
TRADE-IN CENTER**

is the greatest! Come, pick your choice from the hundreds of like-new trade-ins, all money-saving bargain price tagged! Easy terms, trades.

ALL ROADS LEAD TO HAM HEADQUARTERS, U.S.A.!

because here, in the World's largest trading center, you can get more for your money. Our tremendous volume gives you the benefit of truly lowest overhead per transaction. You get the greatest values, the latest improved equipment, the lowest prices, the easiest terms, the "hottest" trade-in deals, all with the friendliest personal and helpful Service.

Hurry on in! With the new highways, it really isn't much of a drive, from even Maine, Ohio, or Virginia! Easy parking. Bring along your old gear, for my tip-top allowance. I guarantee you'll go home delighted.

73, Bil Harrison, W2AVA

From South and West: Thru New Jersey, leave Holland Tunnel in "Downtown" exit lane, continue straight down for 12 blocks.

From North: Thruway exit 7, Saw Mill River Parkway, (or George Washington Bridge), down Henry Hudson Parkway and West Side Highway. Exit at Chambers St., left on Chambers 3 blocks to West Broadway, right 4 blocks.

From New England: Merritt Parkway, to West Side New York via Henry Hudson and West Side Highways. (See "From North")

From Long Island: Via Brooklyn-Battery Tunnel, right on West St. 9 blocks to Vesey St., right 2 blocks to Greenwich St., left 1/2 block.

Via Tri-Boro, Queensboro, or Midtown Tunnel: East River (F.D.R.) Drive downtown, and around thru underpass tunnel to Brooklyn Tunnel entrance, but continue straight up West St. 9 blocks to Vesey St., right 2 blocks to Greenwich St., left 1/2 block.

All New York SUBWAYS can bring you to Ham Headquarters, U.S.A.!

IRT, Lexington Ave. Express to Fulton Street station, up Broadway to Barclay St., left 2 blocks.

IRT, 7th Ave. Express to Chambers Street station, down West Broadway 4 blocks.

IND: Take A, AA, CC, or D train to Hudson Terminal (Chambers St.), one block west on Barclay St.


BMT 4th Ave. line to City Hall Station, walk two blocks west on Barclay St.

It's even easy by TRAIN!—Penn Station: Take IRT Subway Express downtown 2 stops to Chambers St.

Grand Central Station: Take IRT Express downtown 3 stops to Fulton St.

Hudson Terminal: Fulton St. exit, left 1 block to Greenwich St., right 1 1/2 blocks.

Barclay St. Ferry: 2 blocks east to Greenwich St.



KWS-1 SSB/CW/AM TRANSMITTER. The favorite with thousands of discriminating Hams who take pride in owning the very finest!

You can get yours, a latest improved production model, from Harrison for

ONLY \$79 A MONTH.

(Your trade-in and down payment totalling more than \$199 and the low finance charge will make the monthly payments even smaller!) Let's talk it over, now, so you can start living it up, while you're still young enough to enjoy it!

**POSITIVE
BAND
CHANGE
in an
INSTANT**



10 METERS
15 METERS
20 METERS
40 METERS
4.0 MC
3.8 MC
3.6 MC

ONLY

\$2195

Amateur Net —
Plus Postage

Antenna
**MANUAL
MOBILE
ANTENNA**

- Locks on the band
- Indexed Band Indicator . . . no guessing
- Noise free contacts
- No base section to buy



Antenna
**REMOTE TUNING
MOBILE ANTENNA**

CHANGE BANDS WHILE DRIVING

Your Receiver and Transmitter are band-switching . . . NOW—your antenna is band-switching.

**Antenna Tunes Amateur Bands
75-40-20-15-10 Meters**

- Meter indicator instantly identifies band the antenna is tuned to. No guessing!
- Positive Noise Free Silver Plated Contacts.
- Installed or Removed in Seconds with Kwik-On Connectors for Trunk Storage.
- Will handle up to 100 Watts
- Factory Tested—Guaranteed

ONLY \$69.95

Amateur Net — Plus Postage

Designed for use with 60" whip. Complete with two Kwik-On Connectors, Whip Flexor Spring and Indicator Network. Special offer for a limited time includes meter and control panel at no extra charge.

See Your Local Parts Jobber, or Write to

RAFRED ENTERPRISES

Box 47725, Wagner Sta.
Los Angeles 47, Calif.

Calif. residents include state and applicable local sales tax.

AUTENNA
(Patent applied for)

Representatives Wanted
A few choice areas on the East Coast still available.
Write for details.

vacationed in Washington and Oregon. Don't forget the Annual Upper Ten Picnic to be held at Glenn County Park, Cardiff, Sept. 15. New members of the North Shores Club include VETAFQ, W5TFS, W6VEO, KN5JUD, K6AJV and W6STN. New officers of the Rohr Communicators include K6LKY as president and KN6STH as vice-president. CAE and WNN again proved their ability in the recent F.M.T. by requalifying as Class I Official Observers. K6BTO, QWV and W6LWT continue to lead the gang down here as OESs. W6EOT worked Santa Barbara on 144 Mc. with a 4-t. hunk of wire as an antenna. He is building an 82A tripler for 434.7 Mc. LWT has now completed a 4X150 cavity rig for the higher frequencies. KN6VUL now has a twin six antenna on a 40-ft. tower for 144 Mc. EOT, who is RM, EC and OIS, continues to lead the section in traffic-handling for single operator stations, and was awarded the BPL Medallion recently. Congrats to JVA, who was third high in the country on c.w. for the Spring CD Party. With school starting soon and most vacations now over, your SCMI hopes more clubs and individuals in this section can find time to send news in each month for this column. Traffic: W6EOT 359.


SANTA BARBARA—SCM, Mrs. Dorothy E. Wilson, W6REF—Asst. SCM: Bill Farwell, 601W, SEC: K6CVR, K6SJC has a Technician Class ticket and is working to join her OM, K6SJC, and his twin, K6SJC, with a General Class license. K6QZG and IWD vacationed together in the High Sierras, both mobile. The Paso Robles RC shattered all its previous Field Day records with 885 contacts, 47 states, 8 countries and 67 ARRL sections. AGO and MSG were top scorers. Other operators were ALQ, BRY, FYW, TOP, K6THH, IBT and KN6THT. CMR received a Fresno State College scholarship award. K6OIS is on 40 meters from Yellowstone National Park where his band is playing. WYN and family are QSYing to Kwajalein. CQR is using 813s in Class B linear. K6VMN and KN6CYY are newcomers to Oxnard. Nets: The Peanut Whistle Net, 3850 kc. 0830; the Tri-Counties Net, 3820 kc. 1200; the Channel Cities Net, 2 meters 1800. Traffic: W6REF 79, Q1W 44, PWK 3, JPP 1.

WEST GULF DIVISION

NORTHERN TEXAS—SCM, Ray A. Thacker, W5TFP—Asst. SCM: J. Bruce Craig, 5JQD, SEC: BNG, PAMs: AEX and IWQ, RM: AHC, SFW made WAS on 6 meters. HTH is the proud owner of a new Valiant. AEX and the NT-O continues to show an increase in traffic handled. GPO is now on s.s.b. with a new HT-32. The gang at Waco hosted our SEC at a visit which was very much enjoyed. KN5ERV is now on the Novice bands from Sherman. AUJ received a very interesting booklet on Moscow from UA3BJ. The Highway Department is processing and mailing application blanks to all amateurs who have previously had call letter plates. October 1 again will be the deadline for getting your form back to them for 1958 plates. Act now and avoid the last minute rush! Remember, regulations require that you have a working rig installed in your car in order to enjoy the privilege of displaying call letter plates. It looks very much as if the usual "summer slump" has us in its grip. There was a very great decrease in activity reports, etc., as of this month. Hope everyone enjoys a safe, restful vacation and when the temperature in the of shack drops back below the 100 degree mark that we will be hearing you on the air again. Please remember to drop us a card or QTC come the end of the month, letting us know what's new from your QTH. Remember, also, official appointment openings exist in all categories. What would you be interested in? Let me know! Traffic: (June) K5WAB 1700, FFB 382, W5AEC 257, K5BKH 217, W5DTA/5 120, TFF 69, K5WAT 56, HTH 4. (May) W5DTA/5 134.

OKLAHOMA—Acting SCM, Richard L. Hawkins, W5FEC—Asst. SCM: James R. Booker, 5ADC, SEC: IXH, PAMs: KY and MPX, RM: JXM. As your SCM until a successor to GIQ can be elected I wish to continue the excellent appointments that Ewing made for the various jobs. New officers of the Bartlesville Club are EKA, pres.; K5AOV, vice-pres.; K5BSU, secy-treas. The section was well represented during Field Day but thunderstorms marred the day. VAX is going s.s.b. K5CAV installed a new 5EL Tri-Band beam. Your SCM logged visits from Army reservists FRM and WAY, BLW and SCX had a successful V.H.F. Party atop Mount Scott. K5DLP is hospitalized with a heart attack. Best wishes for a speedy recovery, Bill. The Storm Warning Net had a busy month with several twisters over the State. DRZ moved to Yukon. K5JSM is back from military duty. 81EL moved to Vinita. New Novices: KN5KRI and KWI. K5BSU and K5BSV hope to do some mobiling while vacationing in

(Continued on page 140)



FORT ORANGE

Radio Distributing Co. INC

904 BROADWAY, ALBANY, N. Y. U. S. A.
AMATEUR HEADQUARTERS

QSU* CALL ALBANY 5-1594... NITES IT'S 2-7729

NEW!
MASTER MOBILE PRECISION
ULTRA HI-"Q" COILS

80, 40, 20
15 meters **\$5.25** each

In Stock Right Now!
CUSHCRAFT PRETUNED
VERTICAL ANTENNA

Triband trapped
10, 15, 20 meters **\$28.50** net

QSU* for GUD USED XMTRS

Heath AT-1.....	\$ 24.50
Heath AT-1 (late).....	27.50
Johnson Adventurer.....	49.50
Heath antenna coupler.....	8.95
Gonset 2 meter communicator.....	154.95
Elmac AF-67 (like new).....	144.95
Viking Mobile (excellent).....	74.50
Collins 32V3 (just 2).....	595.00
Lysco 600S, phone, CW (new).....	95.00
Viking II, perfect.....	249.95
Johnson VFO.....	49.95

We carry all popular brands of electronic merchandise. Write!

Ask UNCLEDAVE about our easy payment plan that gives you up to 18 months to pay after the down payment. **Life insurance included at no extra cost.**

NEW UNITS NOW IN STOCK—

Collins 75A4.....	\$645.00
GPR90-TMC.....	495.00
Hallicrafters S53A.....	89.50
Hammarlund HQ140XA.....	249.50

Write Uncle Dave
W2APF
with your needs
and problems.

Super B Special — Like New!


TELVAR T60-2 phone/CW xmtr with **\$75**
BUD VFO and all coils.

***Quick See Uncle Dave**
for the best deal, trades.

24 HR. SERVICE
on stock items

WE SPECIALIZE IN FOREIGN TRADE

NOW AVAILABLE!



The COLLINS KWM-1
SSB Mobile Receiver

FIRST Mobile SSB Transceiver—175 watts PEP input, 14–30 mc. Excellent frequency stability. Use as mobile or fixed station without modification. Break-in CW using VOX circuits, side tone for monitoring CW. Ten 100 kc. bands available anywhere in the 14–30 mc range **\$770**

A MOST VERSATILE RECEIVER—
NATIONAL NC-66

Can be used 4 ways: ham, marine, SWL, 3-way portable; 115V. AC/DC or battery operation; 5 bands from 150 kc. to 23 mc; electrical bandspread with logging scale; fixed tuned CW oscillator; 5" speaker; phone jack; 2 built-in antennas; provision for external direction finder.

\$129.95 less batteries


QSU* for GUD USED RCVRs

RME 84, built-in spkr.....	\$ 69.95
Hallicrafters SX 71.....	150.00
Sylvan 2 meter converters.....	15.00
Knight, Ocean hopper, 740.....	9.95
Hallicrafters S85 (like new).....	84.50
Hallicrafters S94, 30–50 mc.....	42.50
National HRO-7, as is.....	75.00
Hallicrafters SX88 (slightly used).....	495.00

WRITE FOR FREE CHARTS

- Conelrad Sequences
- Amateur Frequencies

Time Savers ...



B ESET with a knotty technical problem? Why not let an ARRL Lightning Calculator provide solution and save hours of operating time, or time you might better spend in constructing that new rig.

I F YOU'RE trying to figure out how many turns to wind on a coil for a particular band, you'll find the answer more quickly by using the Type A Calculator, designed especially for problems involving frequency, inductance and capacity. Direct-reading answers to Ohm's Law problems involving resistance, voltage, current and power may be obtained rapidly on the Type B Calculator. Be sure — and be accurate — with one of these dandy time savers.

ARRL LIGHTNING CALCULATOR

Type A or Type B

\$1.25 postpaid

THE AMERICAN RADIO RELAY LEAGUE

West Hartford 7, Conn.

Canada. Fellows, keep the reports of your activities coming in as that is the only way this report can be written. Traffic: (June) W5VNC 272, ESB 227, K5EGS 201, CAY 100, W5QVV 68, K5CVU 58, W5CCK 57, K5DVE 57, W5VAN 56, FEC 26, MGK 21, K5AUX 17, W5PNC 12, K5CBA 6, HIV 4.

SOUTHERN TEXAS—SCM, Roy K. Eggleston, W5QEM—SEC: QKF, QKF, EV, MSA, LMU and FNT attended the STEEN Convention at Kerrville. EV is the new NCS for STEEN, with UNE as ANCS. At their business meeting the members voted to register with ARRL, after 21 years of operation as an emergency net. KN5KNY and KN5KOM are new Novices in El Paso. KOK has a new pair of 45-ft. antenna poles. K5INM is leaving for Yakima, Wash. I am sorry to report the passing of BYE on June 5. He will be missed in West Texas. OZQ is 2-meter mobile. K5GUIH is s.s.b. EJT is working lots of DX on 15 meters with his Ranger. FQA has a complete transistor station. KN5JCC has dropped the "N" from his call. QKF and his NYL visited in Little Rock with RPH and his NYL. Sorry to hear of the passing of AFC. FSC and 2NLY made the first Texas to New Jersey 2-meter contact. ADZ has a new four-element 15-meter beam. ENT visited the Corpus Christi Amateur Radio Club. KN5KNS is a new YL operator in Houston. The boys and girls in East Texas and Louisiana are to be congratulated on the good job they did during and after the passing of Hurricane Audrey. Well done. Traffic: W5DTJ 152, EGD 34.

CANADIAN DIVISION

MARITIME—SCM, D. E. Weeks, VE1WB—Asst. SCM: Aaron Solomon, 10C, SEC: IFH. 50-Mc. activity is on the increase with ZM, KZ and ACL on the air from Prince Edward Island and ADB operating from Sable Island. RR has been transferred to Washington, D. C. Bill Sullivan, ex-810E, is now 1TV. 3AHU has been operating from the Gaza Strip and has worked FQ frequently. Requests for QSLs should be addressed to 3AHU, Barrie, Ont. Nearly all Maritime clubs were active during Field Day. All Maritime amateurs regret the sudden passing of XL, UT attended the hamfest at North Bay, Ont. Bernie also attended a recent c.d. course at Armprior, Ont. ADH and GA have accepted appointments as Emergency Coordinators. Asst. SCM QC recently visited the Truro and Colechester Radio Clubs. Mr. H. H. Brannen has been promoted to the position of District Superintendent of the Radio Branch, Department of Transport, on the retirement of Mr. George Harris. Congratulations to Mr. Brannen and many happy days to Mr. Harris. Traffic: VE1FH 42, ME 16, UT 10, AEB 8, DB 7, OM 5.

ONTARIO—SCM, Richard W. Roberts, VE3NG—From all reports, this year's Field Day was one of the best yet. CE is back on after a lengthy absence. AVS visited AZZ in Cochrane. ZR has been active since 1919 and is now in St. Thomas. He is ex-VE2FO. The St. Thomas Club was active in the c.d. (provincial) Operation Alert. BXK has a flying ticket. DXT's XYL, Barbara, is to solo soon. AES is working FB DX on 20 meters with his new W8K antenna. BUR visited ARRL Headquarters. DH won his WAS and has a new QTH in Ottawa. The Kingston ARC and the Nortown Club received nice publicity on their Field Day efforts. NE, aboard the Aircraft Carrier *Bonaventure* on her maiden voyage to Canada, was active on 20 meters. AHU/Gaza comes in fine on 20 meters also and was heard working the following: ATU, AML, ARS, AZQ, KT and VE1OC and FQ. Traffic from our boys in Gaza to their folks here at home is heavy. We welcome a new club, the Kapuskasing Amateur Radio Assn., which operated ham gear at the local Hobby Show Aug. 3, 4 and 5. TM is DXing on 20-meter c.w. DQX is doing an FB job as editor of the Metro Club's paper, the *Modulator*. The Peterboro Club supplied the communications for the motorcycle races held there recently. 6HI still is in the Toronto Area. NF visited DVM and ARF/3 at Mazinaw Lake. Your SCM made it to the North Bay Hamfest this year. Hurricane Audrey stepped in and WX was stormy. BBH won the Capt. Morgan Trophy for his swimming ability and costume. The Collins receiver was won by DU, of London. Emergency communications were set up by the SCM and the EC in the Lake Simcoe Area following a tornado that did millions of dollars of damage early in July. Traffic was passed from three mobiles at Keswick to Toronto Civil Defense Headquarters. EC DSM was in control at the lake while NG coordinated the operation from Toronto at the c.d. radio room. The following were active: NG, DSM, BBD, BUT, AWC, YS, NP, GJ, AJA, DZA, AER, DQX, DXT, DUU, AIB and IZ. This was the first joint effort of the AREC and the Metro C.D. of Toronto in a disaster where emergency communications were required. Some of those seen at

(Continued on page 142)

The Nation's Best Deal!

- 1 ONLY 10% DOWN PAYMENT—UP TO 24 MONTHS TO PAY
- 2 WE HAVE OUR OWN TIME PAY PLAN
- 3 OTHERS CLAIM IT—WE REALLY GIVE IT—PERSONAL SERVICE
- 4 ALL ORDERS SHIPPED SAME DAY RECEIVED
- 5 WE GIVE A DOUBLE BARRELED GUARANTEE—THE MANUFACTURER AND BURGHARDT'S
- 6 OUR TRADE ALLOWANCES ARE TOPS

BIG NEW CATALOG!

40 PAGES PACKED WITH AMATEUR GEAR & ACCESSORIES.

SEND FOR FREE COPY TODAY!




Globe Scout 680


65 watts CW; 50 watts on fone, plate modulated.

A compact, self-contained, bandswitching transmitter for operation of the 6 through 80 meter bands, with built-in power supply. High level modulation is maintained. TVI-suppressed cabinet. Pi-network output on 10-80M; link-coupled on 6M, matching into low impedance beams. New type, shielded meter. Globe Scout 66 is identical, except bandswitching 10-160M. Size: 8x14x8".

Model 680
Cat. No. 145AF007 — Kit..... \$89.95
Cat. No. 145AF006 — Wired & Tested \$109.95
Model 66
Cat. No. 145AF005 — Wired only.... \$99.95



Only
\$11.00
Down

 FCDA Certified on factory wired and tested models for crystal controlled operation.

Globe Chief 90

A completely bandswitching, 90 watt transmitter for 10-160M.

Here's a compact, 8x14x8", sturdy rig with well-filtered, built-in power supply. Pi-network matches most antennas from 52-600 ohms. Modified grid-block keying is employed for maximum safety. Has provisions for VFO input and operation. Kit form includes complete manual and all tubes and parts. Meter and cabinet carefully shielded for reduction of unwanted TVI.

Cat. No. 145AF013 — Kit..... \$54.95
Cat. No. 145AF012 — Wired & Tested. \$67.50




Only
\$6.75
Down

Now, increased safety factor through use of the 4-400A Final Tube

Globe King 500B

A bandswitching transmitter for 540 watts on fone and CW; 540 watts on SSB (P.E.P.), with 10W external exciter.

Outperforming any rig in its price and wattage range, the King bandswitches 10-160M in a 31x22x14 1/4" handsome cabinet, especially designed for TVI-suppression. The Transmitter is relay controlled; includes a built-in antenna relay; built-in VFO; and separate power supply for modulator section, allowing better overall voltage regulation. Commercial-type compression circuit keeps modulation at high level. King features grid-block keying for signal clarity. Pi-network matches most antennas, 52-600 ohms. Provisions for crystal operation.



Only
\$72.50
Down


Cat. No. 145AF001 — Wired & Tested.... \$725.00

All WRL Electronics Transmitters operate on most CAP and MARS frequencies.

Globe Champion 300

A bandswitching, 10-160M, Transmitter for 350 watts CW, 275 watts fone, and 300 watts SSB (P.E.P.), with any 10W external exciter.

The single-switch bandswitching Champion is extensively TVI-suppressed, filtered and bypassed. High level Class "B" modulation is sustained without usual clipping distortion through use of a new commercial type compression circuit. Pi-network output circuit, 48-700 ohms, built-in VFO, push-to-talk, antenna changeover relay, and improved Time Sequence keying are all features. 1000 volt plate capacity of Final tubes offer 33 1/4% safety factor. Only 12x21 1/4x17" in size, self-contained.



Only
\$44.90
Down

Cat. No. 145AF011 — Kit..... \$375.00
Cat. No. 145AF010 — Wired & Tested.... \$449.00

Guaranteed
FOR ONE FULL YEAR

Burghardt
RADIO SUPPLY

Satisfaction Guaranteed
or your money refunded
after 10 day trial.




P. O. Box 746, Watertown, So. Dakota • Phone 5749

QUARTZ CRYSTALS

FAST SERVICE—UNCONDITIONAL GUARANTEE!

Crystals ground and etched to your specified frequency at the lowest cost in the industry—supplied in popular FT-243 holders, 1/2" pin spacing, .093" pin diameter—also in DC-34 holders, 3/4" pin spacing, pin diameter .156 or FT-171 holders, pin spacing 3/4" with banana plug pins (fits 5-prong tube socket).



In FT-243 holders from 1001KC to 2500KC:
 .01% Tolerance.....\$1.75
 .005% Tolerance.....\$2.50
 2501KC to 9000KC:
 .01% Tolerance.....\$1.50
 .005% Tolerance.....\$2.50
 Available in MC-7 or FT-171 holders at above prices. Specify holder wanted.

HERMETICALLY SEALED OVERTONE CRYSTALS

Supplied in HC6/U metal holders, pin spacing .486", pin dia. .050"—pin diameter .093" also available. Specify diameter wanted, otherwise .050" supplied.
 10 to 30 MC .005 tolerance.....\$3.85 ea.
 30 to 54 MC .005 tolerance.....\$4.10 ea.
 55 to 75 MC .005 tolerance.....\$4.25 ea.
 75 to 90 MC .005 tolerance.....\$5.50 ea.
 (Write for quantity prices)

NOVICE CRYSTALS

80 meter band within 1KC of specified frequency from 3701KC to 3749KC in 40 meter band from 7152KC to 7198KC within 1KC of specified frequencies in FT-243 holders.....99¢
 ANY AMATEUR BAND CRYSTAL from 3500KC to 8650KC, .05% tolerance.....99¢
 (Add 5¢ per crystal for postage and handling.)

RADIO CONTROL CRYSTALS—SPECIAL!

27.255 MC sealed crystals.....\$2.50 ea.

MARINE FREQUENCY CRYSTALS

.005 Tolerance—available in FT-243 holders, or MC-7 (pin spacing 3/4", diameter .125") holders.
 2009 2182 2670 2977
 2110 2406 2738 3021
 2126 2637 2953 3093
 2174 2638 2961 3193
\$2.50 ea.

(Other marine frequencies available at \$2.50 ea.)

Stock crystals in FT-243 holders from 5675 KC to 8650 KC in 25 KC steps.....50¢

FT-241 lattice crystals in all frequencies from 370 KC to 540 KC.....50¢

200 KC Crystals.....\$2.00
 455 KC Crystals.....1.00
 500 KC Crystals.....1.00
 1000 KC Frequency Standard Crystals.....3.50
 Dual socket for FT-243 Crystals......15

Low frequency FT-241 crystals from 880.20 KC to 1040.62 KC in steps of 1040 cycles.....75¢

(Write for complete listing)

Texas Crystals

The Biggest Buy in the U.S.

8538 W. GRAND AVENUE • RIVER GROVE, ILL.
 ALL PHONES—GLADSTONE 3-3555

Terms: All items subject to prior sale and change of price without notice. All crystal orders MUST be accompanied by check, cash or M.O. WITH PAYMENT IN FULL. No C.O.D.s. Postpaid shipments made in U.S. and possessions only. Add 5¢ per crystal for postage and handling charge.

North Bay were DEX, GH, BBH, 2BE, our Canadian Director, 2CA, AMB, DEW, ADA, AKC, DUU, DPO, KM, DSM, BUT, TA, BUR, AQB, AWC, YD, RH, RG, IB, AIB, DFA, TX and EAW. Ontario operators are envious of the VE2 license plates (Quebec). We still have hopes. Write your M.P.P. please. Traffic: (June) VE3BUR 135, DPO 88, NO 88, NG 85, AUU 44, TMI 24, DWN 12, DH 9, AES 8, APL 5, CE 1. (May) VE3AVS 14.

MANITOBA—Acting SCM, James Elliott, VE4LF—Our good friend JA is expected to leave for VO-Land soon. HB has a G09 on 20 meters. SR is now back to work, and spends week ends at Lake Brereton. KL/LQ moved to a new QTH July 1 where there will be more room for antennas. NN has been heard with his mobile once since he moved from Saskatchewan. Would like to hear you more often. Larry, MN was a visitor at the last ARLM meeting. Mert brought his jr. operator back to the hospital. We hope he gets well soon. SA is doing an FH job on 80 and 20 meters. WK is leaving for a visit this summer to the U.K. GE, IF and PE returned (loaded with loot) from the Northern Saskatchewan Hamfest. Thanks for a lovely time, gang. The Winnipeg gang has been working overtime preparing for the hamfest, to be held Labor Day week end. Traffic: VE4AY 10, QD 10, GE 6, JY 6, LF 5, AN 4, AG 2, KN 2, HB 1.

ARRL Model 6-60-90

(Continued from page 18)

show up at 3720 kc. or a bit higher when the receiver is returned.

Switch the band switch to the 11-meter position and the receiver to either 3.37 or 26.96 Mc. The v.f.o. signal should now be heard when C₃ is adjusted to approximately 25 per cent of maximum capacitance—about 75 on the dial. Tune the receiver to either 3.405 or 27.24 Mc. and rotate C₃ toward minimum capacitance until the signal appears. With the original tank this occurs with about 5 per cent of the capacitance of C₃ in use.

The v.f.o. should now be tuned to 3750 kc. and L₁ in the transmitter adjusted for maximum deflection on the v.t.v.m. If the latter is not used, tune L₁ for maximum final-amplifier grid current. In this case, V₃ must be activated with the excitation control at maximum, and the transmitter switched to 3.5 Mc. — without plate voltage to the final.

Readings that may be expected with the v.t.v.m. and the grid meter are approximately 150 volts and 3.5 ma., respectively. The voltage will fall to 100 volts or so and the current will drop a bit when the v.f.o. is tuned to either 3.5 or 4 Mc. Voltage and current will fall off a good deal more when the v.f.o. is switched to the 11-meter range, but this can be compensated for later on by proper adjustment of L₄ and L₅.

Alignment of the r.f. exciter at 7 through 28 Mc. may now be checked. If the stages have been previously peaked at the centers of the bands with crystals in use, it should not be necessary to readjust any of the transmitter coils. Of course, it will do no harm to retouch the slug tuning for each stage with the v.f.o. set for harmonics that fall at 7.15 Mc., 14.175 Mc., and so on.

Using an inter-unit cable appreciably less than fifteen feet in length will reduce the capacitance across the tuned circuit, thereby raising the operating frequency of the v.f.o. tank.

(Continued on page 144)

FREE!

LAFAYETTE CATALOG



NEW 180 PAGE ELECTRONIC CATALOG FEATURING THE BEST BUYS IN THE BUSINESS

The newest and largest assortment of Electronic, Radio and TV Parts, Hi-Fi and Public Address Components and systems, Test Equipment, Tubes, Transistor Kits and miniaturized components for transistor circuitry, Ham Equipment, Builders Kits, Tools, Books, Microscopes, Binoculars, Telescopes, Cameras, and Drafting Equipment—ALL AT LOWEST PRICES—Catering to the economy minded dealer, serviceman, engineer, technician, experimenter and hobbyist. CRAMMED FULL OF MONEY SAVING BUYS. SEND FOR YOUR FREE COPY TODAY.

LAFAYETTE SMASH HAM CLEARANCE DEMONSTRATOR CLOSEOUTS PRACTICALLY AT COST! ALL NEW AND IN PERFECT SHAPE! QUANTITY LIMITED! SUBJECT TO PRIOR SALE


MENTION THIS AD IN YOUR ORDER

- | | | |
|---|--|--------|
| 1 | DRAKE TV52-40LP Low Pass Filter | 8.95 |
| 1 | ELDICO AT-1 Antenna Scope Kit... | 22.95 |
| 1 | ELDICO GDO Grid Dip Osc. | 38.95 |
| 2 | ELDICO GDO Grid Dip Osc. Kit... | 27.95 |
| 1 | ELDICO MRT-2AC Pwr. Supply... | 29.95 |
| 1 | ELDICO MT-2 2 Meter Xmttr. | 59.95 |
| 1 | ELDICO TR-1 w/Pwr. Supply & Tubes | 175.00 |
| 1 | ELDICO TR-75TV Kit CW Xmttr. | 48.70 |
| 2 | GONSET 3008 Mobile Converter, 2 Meters. | 34.50 |
| 2 | HALLCRAFTERS S102 2 Meter Rcvr. | 44.95 |
| 1 | HALLCRAFTERS S106 6 Meter Rcvr. | 44.95 |
| 2 | HARVEY WELLS VFO (Bandmaster) | 34.95 |
| 1 | JOHNSON 240-102 Viking II Xmttr Kit. | 210.00 |
| 2 | JOHNSON 250-21 TVI Suppression Kit | 9.95 |
| 2 | KRECO CO-6 6 Meter Coax. Antenna | 18.75 |
| 1 | LYSCO A129 10 Meter Mobile Xmttr. | 29.50 |
| 1 | LYSCO A173T Xmttr. | 25.15 |
| 2 | LYSCO S10 (10 meter ground plane) | 14.95 |
| 1 | LYSCO S15 (15 meter ground plane) | 17.25 |
| 2 | LYSCO S18 (20 meter ground plane) | 23.25 |
| 1 | LYSCO 600S Xmttr. | 142.45 |
| 2 | MASTER MOBILE 132C Mount. | 3.95 |
| 1 | MORROW 2BR Mobile Converter. | 22.95 |
| 1 | MORROW 3BR-5 Mobile Converter. | 32.95 |
| 1 | MORROW Fixed Tuned Rcvr. #1059 | 96.30 |
| 2 | MORROW Top Hats. | 1.95 |
| 1 | MOSLEY VP-20-3 Antenna. | 49.75 |
| 1 | MOSLEY VP-20-2 Antenna. | 11.25 |
| 1 | MOSLEY VP-20-3 Antenna. | 17.25 |
| 1 | NATIONAL NC-98 540kc-40mc Rcvr. | 110.00 |
| 1 | NATIONAL NC-987S Spkr. | 9.95 |
| 2 | NATIONAL TB-1 Rcvr. Tilt Bottoms | 4.95 |
| 1 | NATIONAL TB-3 Rcvr. Tilt Bottoms | 4.95 |
| 1 | RME MC-53 (2-6-10 meter Conv.) | 49.95 |
| 1 | RME MC-65 Mobile Converter. | 49.95 |
| 1 | RME 100 Speech Clipper. | 28.95 |
| 1 | SONAR MB-26 2 Meter Xmttr. | 59.95 |
| 1 | SONAR SRT-120P Xmttr. w/Pwr. Supply | 209.50 |
| 1 | SONAR SRT-120P Kit. | 148.85 |
| 1 | SONAR C-120 Mobile Case for SRT-120 | 7.50 |

LAFAYETTE—HAM EQUIPMENT HEADQUARTERS

We carry a complete line of all the famous Communications Transmitters, Receivers and Accessories.

ASK FOR W2EG1




HAMMARLUND HQ-100 RECEIVER

Dollar for dollar the most remarkable communications receiver ever produced. Sensitivity and selectivity place it in the really "hot" class. Continuously tunable from 540KC to 30MC. Electrical bandspread tuning with unequalled direct dial calibration. Q-multiplier permits continuously variable selectivity for all operating conditions. Sensitivity: 1.75 microvolts produce 10 to 1 signal-to-noise ratio. Voltage regulated and temperature compensated. Auto-Response automatically adjusts audio response to fit receiving conditions. 10-tube circuit with automatic noise limiter. Seven tuned circuits in two stages of IF. BFO variable from zero to ± 4 kc. With "S" meter. 15 1/2" L, 9-7/16" H, 3 1/4" D. Wt., 30 lbs. HQ-100—ReceiverNet 169.00 PL-38888-G1—6x9" Matching Speaker. Net 14.95

NATIONAL NC-188 RECEIVER


NEW!
NET ONLY 159.95



Fine quality, general coverage 4-band receiver (540 kc to 40 mc.) with calibrated electrical bandspread for 10, 11, 15, 20, 40 and 80 meter bands. 12" slide-rule dial has edge and backlighting. Has gang tuned RF amplifier stage and separate, temperature compensated high frequency oscillator. Receives AM, CW and SSB. BFO for CW and SSB. Has two RF amplifier stages and two audio stages with tone control, separate antenna trimmer, RF and AF gain control, automatic noise limiter, and "S" meter. 18-13/16" W., 10" H., 10 1/2" D. Shpg. wt., 35 lbs. National NC-188Net 159.95 National NTS-1. Matching Speaker for NC-188.Net 17.50

HALLCRAFTERS 5-38D RECEIVER

4 BANDS AC-DC Superhet 5" PM Speaker Net ... 49.95




Provides wide-wide and standard broadcast reception—1850 kc to 32 mc on three bands and 540 - 1850 kc. Extremely sensitive and selective AC-DC superhet circuit with 2 watts audio output. Oscillator for reception of code signals or AM phone transmission. Standby-receive switch. Has tip jacks for headphone reception when desired. Gray steel cabinet. 12 1/2" W., 7 1/2" H., 6" D. For 55-125 V., 50/60 cycle AC. H. C. Hallcrafters 5-38D. Shpg. wt., 13 lbs.Net 49.95

NATIONAL NC-66 RECEIVER

5-band coverage from 150 KC to 23 MC, and operation on 115V AC-DC or batteries briefly sums up this new, versatile 4-way receiver. Use it as a 3-way portable, SWL, Ham, or Marine receiver—indoors or out. It has electrical bandspread with logging scale, fixed tuned CW oscillator, two built-in antennas (ferrite loop for DF and BC bands, whip for SW), phone jack, 5" PM speaker, and special marine band from 150 kc to 400 kc. Housed in sturdy, two-tone metal cabinet, chrome trimmed, and with carrying handle. 18-5/16" W., 9-1/16" H., 10" D. Wt., 18 lbs., less batteries. National NC-66 Receiver...Net 129.95

NEW!



NEW VIKING! JOHNSON 6N2 TRANSMITTER

A compact VHF transmitter with instant bandswitching coverage of 6 and 2 meters. Completely shielded and TVI suppressed. Capable of 6.3V. AC at 3.5 Amps., 300V. DC at 70 Ma., 300 to 750V. DC at 200 Ma. and 30 watts audio. Input 150 watts CW and 100 watts AM phone. Cathode keying. Can be operated by external VFO or built-in crystal control. 8 to 9 Mc crystals used in pentode oscillator. Dual band tank circuit. Flexible output coupling system. Tubes: 2-6U8, 6360, 5894.



6AQ5. Wired and tested. 13 1/2" x 8 1/2" x 3 1/2". Shpg. wt., 14 lbs. No. 240-201-2—Less crystals, keys and mikeNet 169.50 No. 240-201—As above in kit form. Net 129.50

TRANSISTOR CODE PRACTICE OSCILLATOR KIT

For those interested in mastering the international code as an audio tone oscillator is essential. The circuit of this transistorized feedback oscillator has the simplicity of the neon glow, the signal strength of the vacuum tube, and requires only two penlite cells for weeks of service. It may be used for sole practice, or two may send and receive with the same unit. Kit comes complete with Transistor, Telegraph Key, Resistor, Condenser, Masonite Board, etc., and Schematic Diagram.

KT-72 Net. 2.99 Cannon ECI—Single Headset Net 1.13

Lafayette Radio

DEPT VI

165-08 Liberty Ave. JAMAICA, N. Y.

100 SIXTH AVE. NEW YORK, N. Y.

Include postage with order.

BOSTON 10, MASS., 110 Federal St.
NEWARK 2, N. J., 24 Central Ave.
PLAINFIELD, N. J., 139 W. Second St.
BRONX 58, N. Y., 542 E. Fordham Rd

SAVE POWER

Increase Your
Signal Strength

Easily possible
with use of

The *Cesco*
Standing Wave



Actual Size
5" L x 3" W x 2 1/4" D

REFLECTOMETER

MODEL CM-52

For 52 ohm coaxial cable

MODEL CM-75

For 75 ohm coaxial cable

A high quality device employing mutual inductance and capacity coupling between linear conductors for continuous measurement of standing waves on transmission lines. Suitable for frequency range from 3 to 200 megacycles. For continuous line insertion at power from 25 to 1000 watts. Will work satisfactorily on power input of 10 watts at 7 mcs. and up. Line insertion power loss less than 1 DB at 30 mcs.

FEATURES:

- Uses sensitive 0-100 microamp meter
- For continuous line insertion
- Power to 1000 watts and over
- Prevents false loading from antenna tuner, match box, PI net work, etc.
- SWR observed immediately at all times without adjustment of REFLECTOMETER
- Makes possible increased radiated power by reduction of line reflection
- Simplifies adjustments of antenna match
- Power output indicator
- No balancing adjustments

Amateur and Industrial net

\$29.95

MODEL CM-52-2 AND CM-75-2

Identical electrically to models CM-52, CM-75 except in two units, for remote control. Supplied with ten feet of cable and plug, wired to control and indicator unit.

\$34.95

Special Control Panel Units for Collins Grills

See your dealer
today or write

CONTINENTAL ELECTRONICS
AND SOUND CO.

6151 DAYTON LIBERTY ROAD
DAYTON 7, OHIO

This reduction in circuit capacitance can be compensated by reducing the value of C_6 , since it is in series with the cable capacitance across the circuit. However, it should be kept in mind that the circuit will not oscillate if the capacitance of C_6 is made too low without also altering the values at C_4 and C_5 . If, for any reason, a very short length of cable is used, it will be advisable to decrease C_6 to approximately 220 μf . and then increase the capacitances of C_4 and C_5 until the proper frequency ranges are obtained along with the desired band spread. If the fifteen-foot span is considerably longer than needed for a particular installation, don't be afraid to coil up the spare cable as this will have no adverse effect on the tuning ranges.

New parts for the v.f.o. unit — including the Minibox and the dial — will cost approximately \$13.50. Fifteen feet of RG-22/U and a pair of PL-284 plugs run another \$5.00 or so.

How's DX?

(Continued from page 74)

tions collected by W7CSW's 200 watts and ground-plane VU2JG sobs on K2OEA's shoulders for a QSL-producing XE QSO around 14,015 kc. K6LZI finds W6KTE, USMC retired, daily pushing KA5MC's s.s.b. Statesward around 0700 GMT on 20. G2PL and W1WPO have XWSAG's routine as 1200-1800 GMT on 14, 21 or 28 Mc. depending on conditions. This one is expected to remain active into 1958.


Africa — Gaza Strip is neither a burlesque row nor a separate entity on the ARRL DXCC Countries List. From that refugee-ridden area VE3AHU writes: "I operate fixed-portable from Rafah Camp on the 20-meter phone band daily 0100-0400 GMT. Our station, activated May 15th, has an input of 600 watts, 100-per-cent modulated, and we have two aerial arrays at the moment. Main one is a terminated rhombic with 205-ft. legs aimed at Ontario; the other is a Lazy-H array, top elements fifty feet high, beamed at Edmonton, Alberta. Receivers are Collins and we have no trouble making contact back home when the skip is in." VE3AHU is primarily interested in keeping fellow Canadians of the U.N. Expeditionary Force, Middle East, in touch with VE-land. VQ2RG prefers to stay away from it all. "Been here for the last 14 years. The country was pretty wild when I first arrived from Johannesburg but now it is getting too civilized and I think I will be leaving within a year." Bob tells WIICP he hopes to be better prepared for next year's ARRL DX Contest. "I work a terrific number of Yank stations from here and I really enjoy it because they are such good ops." Aw, *shucks*. Beginning early this spring ZS2FX, a very familiar call to W/K/VE DX hounds, undertook a tour which took him to France, England and the States. On our side he especially enjoyed transcoffee QSOs with Ws 2NXO 2ZQC 3THI 8BIQ 3NWO 8PHJ 9BCY 0IRM and K0BFS. "The U. S. A. and the friendliness of your people were almost overwhelming!"

. Prewar ex-K6DV credits ET2RH with getting him back into the game. K6LZI notes that 5A2TP, regularly audible around 14,020 kc. at 0300-0400 GMT, needs only So. Dak to complete WAS. At 0500 5A2TP usually unlimbers a 14,310-ke. s.s.b. rig to keep the voice throly happy. W6DZZ stalks Comoros possibility FB8CD at 1445 GMT near 14,070 kc. African DX-peditionary rumblings include such s.s.s as Ascension Island (W6HNX & Co.), Inri (EA9DF and friends), and Bechuanaland (ZE3JO). VQ9FLAY, a week-end 14-Mc. phantom, evidently subscribes to the adage that rare DX should stay rare.

Europe — The Continental DX-peditionary picture looks bright this fall with HA5AM, OK1MB (OK1KSR) and others directing attention to Albania; W6AWT and I1ADW concentrating on San Marino; and other adventurers aspiring to spill more Andorra, Monaco, Luxembourg, Svalbard, Alands, Liechtenstein and Corsica QSOs down on the W/K/VE gang. EA6AM, via W6RLP, pleads for a 20-meter New Mexico contact to finish up WAS. YO3FT, another WAS-seeker, pines for Me., Mont., Nev. and R. I. around 14,005 kc. and 0300-0430 GMT according to W1AW's W1WPR. G3CSP's p.p. 807s, unjustifiably accused, are making TVI headlines in the British press. The Sheffield Amateur Radio Club carried the ball up to the parliamentary level in clearing Charlie. GM2DBX's 300-odd QSOs and 3175 points took top honors for Scotland and second high among U.K. participants in last

(Continued on page 146)

Your Ham Headquarters
WASHINGTON TO FLORIDA
 for the new *Collins* **KWM-1**
SSB Mobile Transceiver!





10% DOWN • HIGH TRADES • UP TO 24 MONTHS TO PAY.

Limited quantity of this Collins *first* soon available for immediate delivery. First come, first served. Look at the features of this new 14-30 mc 175 watt PEP input transceiver. Use "as is" for mobile or fixed station — no modification necessary. Frequency stability comparable to Collins KWS-1 and 75A-4. Self adjusting automatic load control. Mechanical Filter sideband generation. Complete TVI filtering. Pi-L output network. 6¼" H x 14" W x

10" D. Look at the price, too — a tremendous value for a Collins SSB station.

KWM-1 SSB Mobile Transceiver,
 Net Price \$770.00
 516E-1 12 vdc Power Supply 248.00
 516F-1 115 vac Power Supply 103.00
 312B-2 Speaker Console with directional wattmeter 146.00
 312B-1 Speaker in cabinet 25.00
 351D-1 Mobile Mounting Tray TBA

For all amateur and industrial requirements, write or call. We carry all brands in stock.



ELECTRONIC SUPPLY

61 N.E. 9th STREET • MIAMI 32, FLA. • Phone FRanklin 9-4512

ELECTRONIC SUPPLY

913 MORNINGSIDE DRIVE • MELBOURNE, FLA. • Phone 1735

ELECTRONIC WHOLESALERS, INC.

2345 SHERMAN AVE., N.W. • WASHINGTON 1, D.C. • Phone HUDson 3-5200

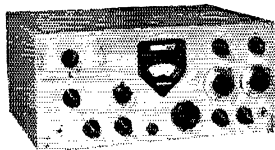
Electronic Center Inc.

features the newest
from Collins



COLLINS 75A-4 This SSB Receiver offers all the proven Collins features — excellent image rejection through double conversion, precise dial calibration and high stability of Collins VFO and crystal controlled first injection oscillator, and the ideal selectivity of Collins Mechanical Filter in the IF strip.
Net Price\$695.00

COLLINS KWS-1
Companion transmitter to the 75A-4. Unmatched performance in minimum space for a kilowatt. Extremely accurate 70E VFO, Pi-L output network and Mechanical Filter.
Net price\$2,095.00.



COLLINS KWM-1
The first mobile SSB transceiver in the Amateur field — 175 watts PEP, 14-30 mc. Fixed station use without modification.
Net price\$770.00

Buy your Collins equipment on our time payment plan. Trade in allowances will probably handle the down payment. Contact us now for complete information.



Electronic Center Inc.

107 3rd Avenue North, Minneapolis 1, Minn.

autumn's RSGB 21- and 28-Mc. phone contest. Of world-wide scope, the 1957 edition of this affair is scheduled for late November. . . . W9QVY recently fired up in Kassel as DL4YE to roll up 72 countries and 32 states on 14, 21 and 28 Mc. in just two months. Conversely, W9UNW writes, "Just returned to Wisconsin from Germany where I was an exchange student for the past year operating DL4UP. Had a very good year full of DX and it was a wonderful experience for a 16-year-old. Got DXCC in only seven months running 30 watts!" . . . W4HKJ has it that SV0WB will stay put on Rhodes for another year or more. . . . Ex-ZC4FB comments on our July "emote!" prologue: "Only the other evening I saw a film in London in which Gs are asked to look out for an illicit station, no frequency given. The illicit is using a pukka-agent RX/TX and the hero is shown receiving with an instrument that is supposed to be a receiver. He is honest; he can't read it, though he behaves like a dog with two tails. He rings his mate and tells him he has found the station required, stating, 'He's sending too fast for an amateur!' (about 5 w.p.m. mixed). The episode closes on a note of authenticity, however. His XY threatens to throw his set out the window and him with it." Ted's ZL plans fell through but now he is shooting for an assignment down VP8 way. . . . VE2DR returned from a summer visit to Scandinavia where he found the hospitality of SM5s BCE CHG CO OI RQ TK WI and WK most pleasurable. . . . W3LMA learns that Svalbard's LA2JE/P expects to remain at the Hopen Island weather station till next July, working 3.5, 7 and 14 Mc. with a 20-watt c.w. rig. Odd's odd duty periods cause a rotating ham schedule which shifts from 1200-1500 to 2100-0200 GMT and back again. SP5LM/LA/P also is reported available up Spitzbergen way. . . . From SP6XA: I am 46 and active since 1927. I work QRP using four watts to a long-wire and an old-type HRO. I contacted 78 countries and 40 states in the last year with this layout. Our PZK association now is an independent one and we hope to re-enter IARU soon." . . . The LZ1KPZ staff tells SWL Bill Rice that Bulgarian phone candidates now include LZ1s KAB KBA KDP KPZ KSP VK WD and LZ2KST.

Hereabouts — Need Prince Edward Island for your WAVE drapery? W9NLI/VE1 will be cooking there on 80 through 10 meters, c. w., a. m. and s. s. b., between September 26th and October 2nd. Pete intends to hit the bands particularly hard during the W/V E Test, September 28th-29th. . . . ON4KT reports a huge 21-Mc. signal from YN1FV who uses gear left behind by Stateside-bound YN1BR. . . . After a long layoff W7FZA is back at it with a DX-100 driving a 750-watt 304TL into a Handbook cube quad. He reports a fast rise to 140 countries thanks to a bunch of new ones which were unavailable seven or eight years ago. . . . VE3BWY, with DXCC and WAS in Toronto, reminds the new blood that he also holds prewar WAS and DXCC as G6WY. . . . Icelandic items from TF2WBU (W2FGD) dealing with Uncle Sam's boys: TF2s WBM WBQ and WBV sign off, the latter heading for a KGI assignment. TF2WBU still seeks Mont., Nev., N. Dak., Utah and Wyoming for you-darn-well-know-it. . . . W0WALA, informed by the medics that he's not long for this veil of tears, awaits overdue QSLs from GI6VU, OD5DA, UC2KAB, VK9YT, VP s 2IC 3HAG 8BR and VQ2HJ. . . . W7DJU decries excessive testing on wide-open DX bands. "One day I started up at the top of 20, tuned clear through to the bottom and counted six stations holding their keys down or making other tests. To them, some rotten eggs!" . . . OT KP4KD takes the floor: "Big news here at the moment is that my youngest son, Bob, has a Novice ticket, KN4PUJ. Hoping to add the 12-year-old grandson to the list soon! Now we have a father-and-two-sons combo: KP4s KD BJ and KN4PUJ." Ev reports that KP4s JE ZV and ZW have gone north, and that he himself casts about for Utah and Washington to close out his phone WAS effort. . . . During this year's ARRL Field Day K6JDV had the W6UW/6 gang, including ARRL Pacific Division Director W6HC, enthusiastically racking up transpacific DX from Mt. Hamilton. . . . Caribbean notes via W1ZJE: Dominica's VP2DJ, with p.p. 814s and 811s modulating, acts as NCS for the southern leg of the 3815-kc. Antilles Weather Net. Many of the local lay gentry keep tabs on ill winds by eavesdropping on this group. Grenada Radio Club prexy VP2GX assigns stations to regular tours of weather net duty. . . . Potomac Valley Radio Club, W4ZM secretary, is donating a tomac of QST to deserving DX men CT2BO, EA8BF, VP7NM, ZL1MQ, ZP9AY and 4X4BX. PVRC hopes to arrange such presentations annually. . . . K6SRZ contemplates an early DXpedition to rare Sierra County, a notorious stopper along the road to WACC. . . . Our KL7 brethren and sisters flipped and frolicked at the Second Annual All-Alaska ARRL Hamfest in July, this ball held at Anchorage under AARC auspices. . . . W2s EQS HTI and NLQ will sign an F8S call during the middle two weeks of this month, 160 through 10 meters, using c. w., a. m. and s. s. b. W2HTI will parry QSL thrusts. . . . W4WRY wonders how to obtain HRIAT's QSL for a 1954 QSO, while W7FZA hunts data on the present whereabouts of former Andamans' VU2PB and VQ1LQ.

Ten Years Ago in "How's DX?" — Arrival of Sep-
(Continued on page 148)



RIDER BOOKS THE EASY WAY TO MORE ELECTRONIC KNOWLEDGE

for Career Advancement—More Successful Ham Operation

READ THESE NEW RIDER BOOKS

REPAIRING HI-FI SYSTEMS by David Fidelman

Deals with finding the troubles and repairing faults in hi-fi equipment with no test instruments — with simple equipment — and with elaborate equipment. Includes pre-amps, amplifiers, AM-PM tuners, loudspeakers, record players, changers and tape recorders. Shows how to analyze and repair typical troubles through a system of logical steps. Covers every situation encountered by the hi-fi equipment owner or repair technician. No. 205, soft cover, approx. 170 pp. \$3.90

D-C CIRCUIT ANALYSIS by Dr. Alexander Schure

Latest addition to the Electronic Technology Series. Starts with the fundamental physics of DC electricity and traces the development of simple series circuits to combined series-parallel, bridge circuits and the analysis of complex DC circuits. Diagrams support circuit theories. Review questions. No. 166-18, soft cover. \$1.35

MARINERADIOTELEPHONE PERMIT Q&A MANUAL (3rd class operator) by Milton Kaufman

For all boat owners who must comply with the new FCC regulations requiring 3rd class radiotelephone permits. Complete with questions and answers and discussion. Includes specifications of radiotelephone equipment, and FCC examining offices. No. 206, soft cover. \$1.35

GETTING STARTED IN AMATEUR RADIO by Julius Berens W2PIK

For the individual who wants to get a license to own and operate his own amateur radio transmitter. Explains the license classes and requirements for each. Fundamentals of electricity and electronics explained in easy-to-understand language. Sample transmitting circuits. Stress placed on learning the International Morse Code, with a diagram of a code oscillator, and code memorization techniques. Numerous questions and answers for license examinations. Explanation of the FCC regulations. No. 199, soft cover, 140 pp. \$2.40

BASIC SERIES by Van Valkenburgh, Nooger & Neville, Inc.

The fabulous picture-text books, that teach faster and easier! The theory, principles and practice of electricity, electronics, synchros and servos, are here presented in a manner which permits a rapid grasp of the fundamentals of these vitally important subjects. Over 2,000 specially prepared illustrations present, explain and make every topic discussed picture clear.

- BASIC ELECTRICITY**, #169, soft cover, 5 volumes, 624 pp., \$10.00 per set. #169H, cloth bound in single binding. \$11.50
- BASIC ELECTRONICS**, #170, soft cover, 5 volumes, 550 pp., \$10.00 per set. #170H, cloth bound in single binding. \$11.50
- BASIC SYNCHROS & SERVOMECHANISMS**, #180, soft cover, 2 volumes, 270 pp., \$5.50 per set. #180H, cloth bound in a single binding. \$6.95

BASIC TELEVISION

by Dr. Alexander Schure

The whole world of black and white television is before you for only \$10.00.

New 5-volume Rider "picture book" course by Dr. Alexander Schure teaches the complete basic principles and practices of black and white television easily, quickly and understandably. You can master the basics of television easily, rapidly and thoroughly with this "learn by pictures" training course.

It's so easy to learn

Here's how this easy, illustrated course works. Every page covers one complete idea! There's at least one big illustration on that same page to explain it! What's more, an imaginary instructor stands figuratively at your elbow, doing "demonstrations" that make the theory easy for you to follow and understand. Then, at the end of every section, you'll find a review that highlights the important topics you've just covered. You build a thorough, step-by-step knowledge at your own pace — as fast as you yourself want to go.

5 complete volumes

It starts with the transmitter and discusses in detail the following subjects: Volume 1 deals with the transmitter; the handling and the operation of the camera; formation of the picture signal and the general content of the transmitter. Volume 2 covers the organization of the entire TV receiver treating each section individually from antenna to picture tube. Volumes 3, 4 and 5 contain the TV receiver circuit explanations. Each volume covers a specific number of sections in the receiver. In effect, the presentation is like a spiral — first an overall view of the whole, and then the detailed explanation of each part. The most perfect modern teaching technique. The result — maximum understanding.

No. 198, soft cover, 5 volumes, \$10.00 per set; No. 198-H, cloth bound in a single binding, \$11.50.

ADVANCE YOUR CAREER WITH THESE BOOKS

- INTRODUCTION TO PRINTED CIRCUITS** by Robert L. Swiggett, #185, soft cover, 112 pp. \$2.70
- HOW TO USE TEST PROBES** by A. Ghiradi & R. Middleton, #165, soft cover, 176 pp. \$2.90
- UNDERSTANDING VECTORS & PHASE** by Rider & Usian, #103, soft cover, 160 pp. \$9.99
- HOW TO USE METERS** by John F. Rider, #144, soft cover, 144 pp. \$2.40
- FUNDAMENTALS OF TRANSISTORS** by Leonard Krugman, #160, soft cover. \$2.70
- INTRODUCTION TO COLOR TV** (2nd Edition) by Kaufman & Thomas, #156 soft cover, 160 pp. \$2.70
- HOW TO SELECT AND USE YOUR TAPE RECORDER** by David Mark, #179, soft cover, 148 pp. \$2.95
- OBTAINING & INTERPRETING TEST SCOPE TRACES** by John F. Rider, #146, soft cover, 190 pp. \$2.40
- TELEVISION—HOW IT WORKS** (2nd Edition) by J. Richard Johnson, #101, leather finish MARCO, 352 pp., \$4.60. #101-H, cloth bound. \$5.50
- REPAIRING TELEVISION RECEIVERS** by Cyrus Glickstein, #191, soft cover, 212 pp. \$4.40
- FM TRANSMISSION & RECEPTION** (2nd Edition) by Rider & Usian, #102, cloth bound, 460 pp. \$4.95
- CLOSED CIRCUIT TV SYSTEM PLANNING** by M. A. Mayers & R. D. Chipp, #203, cloth bound 8 1/2 x 11", approx. 250 pp. \$10.00
- HOW TO INSTALL & SERVICE INTERCOMMUNICATION SYSTEMS** by Jack Dairr, #189, soft cover 152 pp. \$3.00
- TRANSISTOR ENGINEERING REFERENCE HANDBOOK** by H. E. Marrows, #193, cloth bound, 9x12" 288 pp. \$9.95
- BASICS OF PHOTOTUBES & PHOTOCELLS** by David Mark, #184, soft cover, 136 pp. \$2.90

ELECTRONICS TECHNOLOGY SERIES edited by Alex. Schure, Ph.D., Ed.D.

- | | |
|--|--|
| <input type="checkbox"/> #166 RC & RL Time Constant Only \$.90 | <input type="checkbox"/> #168-9 Amplitude Modulation.....Only \$1.25 |
| <input type="checkbox"/> #166-2 FM Limiters & Detectors | <input type="checkbox"/> #168-10 Blocking Oscillators.....Only \$1.25 |
| Only \$.90 | <input type="checkbox"/> #168-11 Wave Propagation.....Only \$1.25 |
| <input type="checkbox"/> #166-3 Frequency Modulation.....Only \$.90 | <input type="checkbox"/> #168-12 Superheterodyne Converters & I-F Amplifiers.....Only \$.90 |
| <input type="checkbox"/> #166-4 Crystal Oscillators.....Only \$1.25 | <input type="checkbox"/> #168-13 LC Oscillators.....Only \$1.25 |
| <input type="checkbox"/> #166-5 A-M Detectors.....Only \$1.25 | <input type="checkbox"/> #168-14 Antennas.....Only \$1.50 |
| <input type="checkbox"/> #166-6 Limiters & Clippers.....Only \$1.25 | <input type="checkbox"/> #166-15 Inverse Feedback.....Only \$.90 |
| <input type="checkbox"/> #166-7 Multivibrators.....Only \$.90 | <input type="checkbox"/> #166-16 Resonant Circuits.....Only \$1.25 |
| <input type="checkbox"/> #166-8 R-F Transmission Lines.....Only \$1.25 | |

These books are sold by electronics parts jobbers and book stores. Canadian prices 6% higher. If your dealer doesn't have these books, order direct.



W2RID

RIDER BOOKS

FREE! FREE! Handsome genuine leather, gold stamped bookmark — lasts a lifetime — if you write today for FREE 1957 Summer-Fall Catalog Q-9 of all RIDER Books.

JOHN F. RIDER PUBLISHER, INC. 116 West 14th Street, New York 11, N. Y.

In Canada: Charles W. Pointon, Ltd. 6 Alcina Ave., Toronto, Ontario

HAMS! Here is Everything you need in Amateur Equipment.

FREE! 360 pages of the Newest in

ELECTRONICS
HIGH FIDELITY • RADIO • TV



NEW **NEWARK'S** 1958
CATALOG

Offers you a fast, efficient, dependable way of selecting the finest components in the field at the lowest prices.

NEWARK
ELECTRIC COMPANY

Write Dept. T-9

223 W. Madison St. • Chicago 6, Illinois
4736 W. Century Blvd. • Inglewood, Calif.

THERE ARE CUSHCRAFT ANTENNAS

... for every Ham use!

¾ METER — 80 METERS

VERTICALS — BEAMS
GROUND PLANES

See Your Distributor or Write for Catalog

CUSHCRAFT

621 HAYWARD ST.
MANCHESTER, N. H.

tember, 1947, finds DX returns at low ebb except for never-say-die 20-meter c.w. There the biz is booming because of DXotic AC4YN, Cs 6YZ 7XX, EK1AS, EP2BU, ET1IR, F8EX/FC, FQ3AT, FT4AN, G3BMJ/VST, I6USA, KH6KL/KS8, KM6AB, KS4s AC AE, LI2JC, MB9s AA AH AJ, MX2A, OX3GE, OY3IGO, PKs 3CK 3FL 400 6EE 8HA 6SA, RAEM, SU1US, SV1RX, TA1B, UA0KQA, UD6AA, UG6AB, UJ8AA, UO5AD, VRs 5IP 5PL 6AA, W2WMY/C9, W6VDG/KW8, W8YAW/J8, W0TKK/VK9, Y17BZ, YR5V, YU7LX, one ZA1RP and ZM6AF. On 1-Mc. phone there are EL5B, Js 2JCQ 3GNX, KG6AB, KP6AA, VK9BI and W8OK/KG6. . . . Other DX ranges struggle gamely through the dog days but pickings are slim. Forty turns up KM6AA, KP6AB, VR2AM and W6NQG/KN6; 28-Mc. c.w. produces KG6AO, PZ1FM and ZD4AB; ten phone has HR1MB, OQ5AE, PZ1A, VR6AA and Basutoland's ZS4H; and 75 phone finds KL7DJ chatting consistently with ZLs 1KN 1QF 2BE 2DW 2LM 4DC 4DU and 4HH, a long transpacific haul. . . . We note report of the formation of the Rochester (N. Y.) DX Club under the leadership of DX savants W2s DOD PUD and PYW. Hmm — ham clubs organized strictly of, by and for DX men! Will this sort of thing click and stick?

YL News and Views

(Continued from page 68)

a given community, one location may be defined as from two places no two of which are more than 25 miles apart.

4) Six QSL cards, or other written confirmation showing proof of contact, must be submitted with application. Sufficient postage must be remitted with the confirmations to finance their return. The YLRL will not be responsible for any loss or damage to same.

5) The custodian for the YL/WAC award is Barbara Houston, W3OQF, 109 Seneca Drive, S. E., Washington, D. C.

From QST staffer Ed Collins comes the following item:

"Miss Barbara Markley of Richmond, Indiana, an employee of the U. S. State Department, while en route from Karachi to Singapore aboard the Flying Enterprise II, skippered by the famous Kurt Carlsen, W2ZXM, was inoculated by the Captain with the amateur radio bug and came down with it heavily. Miss Markley was up to 10 words per minute and a good grounding in theory by the time Singapore was reached, and when the ship arrived at San Francisco on May 27, she was able to go before the FCC examiner in that port. She is now awaiting her novice and general ticket. It is well known that Skipper Carlsen is one of the most active missionaries for ham radio that the hobby has."

Oooops! W0EKJZ says we were a bit generous in crediting her with six BPL medallions as per the July '57 column. Lydia claims ownership of just one medallion at present, but on the strength of her traffic-handling talents, we predict it won't be long before it's a legitimate six for her.

Strays

The Milwaukee Radio Amateur's Club is celebrating its 40th year of continuous activity. It is one of the oldest clubs affiliated with ARRL, having received its charter in 1919.

WANTED—

TG-34 Code Practice Keyer

Radalab, INC.

87-17 124th Street • Richmond Hill 18, N. Y.



The newest concept in mobile communication

Collins KWM-1 SSB TRANSCEIVER

These are some of the features that make the Collins 175 watt PEP input 14-30 mc Transceiver a revolutionary development in Amateur communication.

- Transceiver design saves both space and cost, 6 1/2" H x 14" W x 10" D.
- Use for mobile or fixed station without modification.
- Frequency stability comparable to the KWS-1 and 75A-4.
- Break-in CW using VOX circuits, side tone monitoring for CW.
- Self adjusting automatic load control.
- RF inverse feedback for better linearity.
- Mechanical Filter for sideband generation and receiver selectivity.
- Complete TVI filtering.
- Pi-L output network.



WE FEATURE
A COMPLETE LINE OF
COLLINS EQUIPMENT
AND ACCESSORIES.
24 MONTHS TO PAY.
TRADE-IN ALLOWANCES.



RADIO SUPPLY COMPANY

Wholesale Electronics

3101 4th Ave. So. Birmingham, Ala.



KWM-1 FIXED or MOBILE TRANSCEIVER

Check the outstanding features of this new and revolutionary type of amateur equipment in the Collins advertisement, May issue of QST. A reprint of this ad is available upon request.

We still have a few full color glossy photos of the KWS-1/75A-4 ham shack. Want one?

SELELECTRONIC SUPPLIES, INC.

Radio and Electronic Supplies

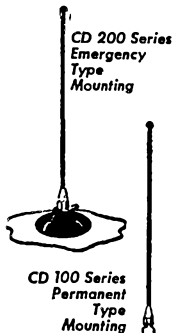
1320 Madison Ave., Toledo 2, Ohio, W8GDE, Mgr.
803 South Adams St., Peoria 2, Ill., W9YYM, Mgr.

DEPEND
ON...

PREMAX

FOR POSITIVE UHF RECEPTION

CAR-TOP and MOBILE ANTENNAS



Sharpen all UHF radio signal reception with Premax Car-Top Antennas. Heavily plated, tempered spring steel with well-insulated mountings for 108 to 120 Mc., 144 Mc. and 152 to 162 Mc. reception. Permanent type mounts easily through a single hole. Emergency type attaches with single suction cup fitting.

SEE YOUR DEALER, OR WRITE

PREMAX PRODUCTS

Div. Chisholm-Ryder Co., Inc.

5734 Highland Ave.

Niagara Falls, N. Y.

June V.H.F. Party

(Continued from page 57)

enabling him to make 56 contacts for 1120 points, a respectable score for a section where local activity is low. W4RMU, Oceanway, Fla., W4ZXI, Greensboro, N. C., W8LPD, Cincinnati, Ohio, K2ITP, Riverton, N. J., your conductor, and a few others made this hard-way method pay off. It brought the W1HDQ section total to 29 on 50 Mc., and we estimate that the use of c.w. on both 50 and 144 Mc. raised our 10,880-point (noncompeting) score by at least 20 per cent.

The summary to follow includes 443 acceptable logs, from 61 ARRL Sections, both all-time highs for June and September V.H.F. Parties.

SCORES

In the following tabulation, scores are listed by ARRL Divisions and Sections. Unless otherwise noted, the top scorer in each section receives a certificate award. Columns indicate the final score, the number of contacts, the section multiplier, and the bands used. A represents 50 Mc.; B, 144 Mc.; C, 220 Mc.; D, 420 Mc.; and E, 1215 Mc. or higher. Multiple-operator stations are shown at the end of each section tabulation.

ATLANTIC DIVISION

E. Pennsylvania

W3TDF.. 8505-242-35-ABD
W3ONWV.. 1462-86-17-AB
W3JNCI.. 1256-74-17-A
W3CCX.. 1170-78-15-AB
W3ABF.. 1134-81-14-A
W3SXD.. 1095-73-15-A
W3SAO.. 1040-104-10-B
W3ARW.. 1026-48-18-ABCD
W3JBA.. 869-79-11-A
W3UQJ.. 748-64-11-AC
W3OCI.. 672-56-12-AB
W3AMO.. 560-70-8-A
W3BTG.. 450-51-9-AB
W3YFW.. 432-48-9-A
W3IBN2.. 406-58-7-A
W3AJD.. 320-36-8-AC
KN3ALF.. 284-71-4-B
WN3JXT.. 240-48-5-B
W3HIX.. 228-38-8-B
W3CHC.. 225-25-9-AB
W3DEE.. 222-37-6-AB
W3GEF.. 215-43-5-B
W3BUC.. 190-38-5-B
W3BNR/3.. 140-35-4-B
W3GCR/3.. 96-32-3-B
WN3KFG.. 80-40-2-B
W3PKJ/3.. 15-15-1-A
W3AMC.. 12-6-2-B
W3KCK/3⁴ (11 oprs.)
19,872-398-46-ABCD
W3KKN (W38 KKN VIR)
15,824-318-46-ABCD
W3LXM (5 oprs.)
6870-229-30-AB
W3UCA/3 (10 oprs.)
6656-256-26-AB
W3OLV/3 (W38 OLV OHA)
1946-139-14-B
K6IBY/3 (W38 ESC FVV,
K6IBY/3) (1260-90-14-A)
W3WKR/3 (W38 FHP TEB
WKR WN3MIU)
756-84-9-AB

Mid.-Del.-D. C.

W3CGV.. 2737-114-23-ABCD
W3GCR.. 1443-11-13-AB
W3BBG.. 1309-77-17-AB
W3LMC.. 1199-108-11-BD
W3GKP.. 996-83-12-B
W3PYW.. 670-67-10-B
W3JXN.. 610-61-10-A
W3MAR.. 566-58-10-A
W3OTC.. 429-39-11-A
W3LFN.. 392-56-7-A
W3HB.. 225-45-5-B
W3TFA.. 123-41-3-B
W3TLR.. 96-16-8-A
W3MBZ/3 (7 oprs.)
320-64-5-B

S. New Jersey

K2JVX.. 4860-162-30-AB
W2BLV.. 1106-75-14-BD
K2UBR.. 1078-77-14-A
W2ADA.. 912-48-19-AB
K2BWR.. 324-27-12-A
K2KFFJ.. 255-51-5-B

K2ITP (K28 JTP ITQ)

Western New York

W2ORI.. 940-94-10-R
W2VCL.. 880-85-8-AB
W2LXE.. 600-100-6-B
W2SOK.. 600-75-8-AB
W2QNA.. 518-72-7-ABC
K2DPV.. 476-68-7-AB
W2BLN/2.. 352-32-11-A
K2SLV.. 280-28-10-A
W2PST.. 264-44-6-AB
W2TKO.. 204-51-4-B
K2PEY.. 117-39-3-AB
W2GBN/2.. 108-18-6-B
K2QJG.. 102-34-3-B
K2VYH.. 102-34-3-A
W2MYN.. 98-48-2-B
K2LXC.. 90-45-2-B
VE3BT/W2.. 29-2-A
K2CIUQ.. 30-10-3-AB
KN2YGC.. 14-14-1-B
K2YIH.. 11-11-1-A
K2KSB.. 9-9-1-B
K2UGR.. 1-1-A
W2SPU/2⁴ (11 oprs.)
8547-253-33-ABC
W2ALL/2 (W28 ALL JTE,
K28 CEH HIT)
5874-178-33-AB
W2WZR/2 (10 oprs.)
4648-164-28-ABC
W2JGJ (W28 MTA OPT)
2912-107-26-ABC
W2TCU/2 (16 oprs.)
1534-118-13-AB
K2ERQ (W2YLM, K2TOL)
1140-76-15-A
W2FRL (W2FRL, K2EGB,
KN2YDZ) 462-66-7-AB
W2ELX/2 (W28 ELX QY
YIE) 378-42-9-B

W. Pennsylvania

W3FFH.. 1976-104-19-AB
W3TIF.. 440-40-11-A
W3LNA/3 420-60-7-B
W3EBH.. 414-46-9-A
W3MSR/3.. 80-15-4-B
W3JBE.. 50-10-6-B
W3DEK/3 (W38 DEK IHF)
540-60-9-A
W3CRZ (W38 CRZ FAZ
HMX) 264-44-6-A

CENTRAL DIVISION

Illinois

W9ROS.. 2608-163-16-A
W9ALD.. 1955-115-17-AB
W9QKM.. 1620-108-15-AB
W9AAC.. 630-35-18-AB
W9AGM.. 572-50-11-ABD
W9HPS.. 570-38-15-A
W9PEP.. 379-57-7-B
K9HMB.. 369-41-9-A
K9BDI.. 364-52-7-A
W9DRN.. 324-36-9-AB
KN9HTH.. 255-51-5-B
K9DHH.. 252-42-6-A
W9CTP.. 150-30-5-B

(Continued on page 152)

Enjoy the Prestige of A Field Assignment with BENDIX RADIO!



ELECTRONIC FIELD ENGINEERS

Engineering degree or
equivalent experi-
ence in electronic
systems re-
quired.

FIELD SERVICE TECHNICIANS

Technical school, plus
three years experi-
ence required.
Military ex-
perience ac-
ceptable.

Pride in your work and your recognition in the field—that's important to the "inner man". The opportunity to advance rapidly and to grow in your profession—that's important to your future! Excellent starting salaries

and field allowances—they're important to the family! You will obtain *all* these advantages when you choose a field assignment with the leader in its field—Bendix Radio!

Simply drop us a postal card stating education & experience. We'll arrange for a personal interview.

Address:
MR. O. A. BOWMAN
Field Engineering Dept. Q



Bendix Radio

DIVISION OF BENDIX AVIATION CORP.
SMITH & GREENSPRING AVENUES
BALTIMORE 9, MARYLAND

For the Finest in Ham Equipment
VARIETY ELECTRONICS CORP.

Bloomfield Ave. & State St.
Bloomfield, N. J.

Open Mon., Wed. and Fri. to 9 P. M.

Beams FOR THE *Deans*
OF *Hamdom*

⊗⊗⊗⊗ THOSE WHO KNOW THE DIFFERENCE!
SEE PAGE 109 NOVEMBER QST
TENNALAB-QUINCY, ILLINOIS

LMB PRESENTS "SAL-MET" THE NEW

FREE 1957 CATALOG covering the full precision engineered line of original box chassis as manufactured by LMB including new Miniature, new Jiffy, new T.F., new Utility Boxes. Eleven different types, 160 different shapes and sizes. A ready reference for engineers, experimenters or anyone using metal boxes. Send for your FREE CATALOG now!

"SAL-MET" Non-corrosive Flux — solders copper to aluminum, aluminum to aluminum, any metal to any metal using conventional solder and regular soldering methods. Send for both LMB and "SAL-MET" Catalogs.

LMB


1011 Venice Boulevard
Los Angeles 15, California

● **Whatever Your Ham Needs
YOU CAN DEAL BETTER
at BOB and JACK'S**

YOU GET

- ✓ **THE NAMES YOU KNOW**—B & W, Conset, Hallicrafters, Hammetlund, Hy-Gain, Johnson, Mosley, National, RME and WRL.
- ✓ **PRICES YOU CAN AFFORD**—Easy terms. 10% down—18 months to pay.
- ✓ **MONEY SAVING TRADE-INS**—Top trade-in allowances cut the amount you pay.
- ✓ **GUARANTEED USED GEAR**—We won't sell it unless it works.
- ✓ **HELPFUL SERVICE**—We'll take time to personally help you. Ham radio is our only business.
- ✓ **CENTRAL LOCATION—FAST DELIVERY**—We're as near as your mailbox or telephone . . . as fast as the trains.

SEE OR WRITE US WHATEVER YOUR NEEDS




BOB and JACK'S
WPAUL WOPRF

STORE FOR HAMS

**611 FOREST
DES MOINES, IOWA**

SILENT A.C. MAGNET



prevents hum modulation
of carrier

A.C. types guaranteed as quiet as D.C.

Special connector protects your receiver from R.F. during transmission (Optional)
Transmit contact-pressure over 75 grams making the 1000 watt rating very conservative. Causes negligible change in SWR up to 100 Mc.

Now Available in KIT FORM: select the exact model and type from your dealer's stock. All magnets and other parts interchangeable. Assembled units still a stock item.

AC types (All Volt.) Amateur net. **\$10.50**
DC types (All Volt.) Amateur net. **9.50**

Add **\$2.00** for DPDT External Switch (optional)
Add **\$1.00** for SPDT External Switch (optional)
Add **\$1.00** for Special receiver protecting connector (optional)



DKF rigid adapter for external chassis mounting **\$1.85**

Prices net FOB Warren, Minn. Shipping Weight 9 oz. Dealers inquiries invited. Literature on request.

THE DOW-KEY CO., INC.
BOX 57B WARREN, MINNESOTA

K9AXO...104-26-4-A
W9BUD...60-20-3-A
K9ATE...38-4-2-A

Indiana
W9APY...1072-67-16-AB
W9SWH...540-60-9-A
K9EFU...532-38-14-A
W9MHP...336-42-8-AB
KN9EKK...186-31-6-B
W9LIT/95...1-2-A
W9FJI...18-6-3-A
W9FBH/θ (6 optrs.)
2505-115-52-AB

Wisconsin
W9JCI/9.4000-20-20-A
W9TQ...504-56-9-AB
K9ETD...312-26-12-A
W9JEP/9.260-20-10-A
K9CAL (K9K CAL DQW)
195-30-5-B

DAKOTA DIVISION

North Dakota
W0WVR...208-26-8-A

Minnesota
W0OPZ...1958-89-22-A
K2WJT/9.416-26-16-A

DELTA DIVISION

Louistana
K5BWN...8-1-2-A

Mississippi
W5KRE/5.117-13-9-A

Tennessee
W4VFC...770-55-14-A
W4HHK/4.434-31-14-A
W4YRM...39-13-3-A

GREAT LAKES DIVISION

Kentucky
K4HZO...585-65-9-A
K4HTO...250-25-10-A
W4CBN...60-10-6-A

Michigan
W8RMH 3483-128-27-ABD
W8NOH 2940-105-28-AB
W8DRI 2344-126-19-A
W8ZCJ...2058-97-21-ABD
W8CVQ...1155-105-11-AB
W8URO...1080-135-8-B
K8ARQ...832-64-13-A
W8ARR...520-78-10-ABD
W8VRI 318-53-6-B
W8JUV...300-50-6-B
K8CZP...276-46-6-A

Ohio
W8LPD...5824-202-28-ABC
W8NRM 3402-120-27-ABC E
W8LAH...2464-112-22-AB
W8HXT...1377-81-17-A
W8EPV...1320-88-15-AB
W8NEE...980-92-10-ACD
W8SVU...882-63-14-A
W8BAX...780-60-12-ABCD
W8LOP...660-60-11-AB
W8PLQ...525-75-7-AB
KN8DOH 456-57-8-B
W8NAF...434-62-7-AB
K8AJF...195-39-5-B
KN8DOW 170-34-5-B
W8PXC...405-15-7-A
W8BMO...98-32-3-ABC
K8DKL...90-30-3-A
KN8CTM...75-25-3-B

HUDSON DIVISION

Eastern New York
K2GCH...4818-145-33-ABD
W2HBC...2755-128-19-ABCD
KN2ZDJ...658-94-7-B
W2HF/2...450-45-10-B
W2IUKA...400-50-8-AB
K2OJR...104-26-4-B
W2IP...60-15-4-B
W2TAM...30-15-2-B
K2HJX...21-7-3-B
W2TER...2-2-1-B
W2LWT/2 (5 optrs.)
6815-235-29-AB
K2PRB (K2PRB, KN2ZCZ)
138-23-6-B

NYC-L. I.
K2IEJ/2.9155-233-35-AB
KN2/K2VIX...2822-138-10-AB
W2AOC...2184-79-21-BC
W2WOF...1170-46-15-BCD
K2LIO...1150-115-10-B
W2V8A...1144-81-13-AD
W2AOD...915-55-15-AD
K2JVF...876-73-12-B
KN2VDR3...760-95-8-B
K2AZT...630-63-10-A
K2OIL...528-48-11-A
K2HTO...504-72-7-B
W1JRY/2 396-36-11-B
KN2ZLE...357-51-7-B
W2SKE...322-46-7-B
K2RLW...300-50-6-A
K2UOY...265-53-5-B
W2MZY...220-54-5-B
W2JFQ...218-27-8-B
K2SNV...73-24-3-A
K2JXD...40-10-4-A
K2PHT...30-10-3-A
K2CTK...12-12-1-B
W2GFK/2 (W28 FBN GFK,
K28MI) 151126-12-B
K2OZH (W2JU, K2OZH)
496-62-8-B

Northern New Jersey
W2FBZ/2.4048 187-32-ABC
W2ONV...4760-280-17-B
W2DWJ...3216-102-24-BCD
K2LXL...3009-177-17-A
W2IRK...1507-137-11-B
K2KIB...1485-135-11-B
W2DZA...1462-68-17-ABCD
K2ICE...948-79-12-B
K2PRR...696-87-8-B
W2CBB...476-34-14-B
K2GLS...140-55-8-AB
K2DIG...352-32-8-A
W2CVW/2 558-13-4-B
K2QNT...12-12-1-B
W2LOY/2 (W28 LOY WCM,
K28 AWY GLQ)
11818-300-38-ABC
K2MYQ (K28 IZV MYQ)
640-80-8-A

MIDWEST DIVISION

Iowa
W0SMJ...3596-116-31-AB
W0USQ...600-40-15-AB
W0YPT...210-60-7-B
K0EMQ...182-26-7-B

Kansas
W0QDH...495-33-15-AB

Missouri
W0WEQ.2016-96-21-A
K0JNH...304-38-8-A
W0LPE...120-24-5-B
W0WGC...112-16-5-A
W0YZZ...112-16-7-A

Nebraska
W0WVN...560-40-14-AB
W0BET/θ...123-23-7-AB
W0WRT...81-27-3-AB
W0EMS...78-26-3-B
KN0ICL/θ...5-5-1-B
W0RYG/θ (W08 RY G YOY)
124-31-4-B

NEW ENGLAND DIVISION

Connecticut
W1HDQ...10,880-272-40-AB
8234-134-20-AB
W1PHR...4234-134-20-AB
W1FTX...3930-131-30-AB
W1ORS...2472-102-24-A
W1DXE 1884-157-12-B
W1OAX...1495-115-13-B
W1BYX1 1072-67-16-A
W18UJ...1064-56-19-A
W1TCJ...671-61-11-B
W1RFP...629-79-6-B
W1NMEOR/00 50-10-B
W1VNO...495-45-11-A
W1BIIH...328-41-8-B
W1UJQ...294-42-7-AB
W1AW*9.288-36-8-AB
W1ORS...279-54-5-B
KN1AZF/2 270-45-6-B
W1WHR...228-38-6-B
W1RFJ...203-29-7-B
W1FVV...140-20-7-A
W1FYF...74-37-2-B
W1NLA...72-11-1-B
W1BDP...38-11-3-B

(Continued on page 154)

THE C & G 7-BAND ANTENNA SYSTEM IS PROVING ITSELF!

PUTS MODEL 200 THRU PACES!

Max Bice, W7AEA, says: "Being an engineer, I have put my model 200 through a full series of tests. Believe me, it does everything the specifications call for and then some. The convenience and performance have exceeded my expectations."



WRITE →
WIRE →
CALL →

C & G RADIO SUPPLY CO

2502 JEFFERSON
TACOMA 2, WASH.

Phone
8R 3181

FOR YOUR TRANSMITTER —

NOW—

JUNIOR BALUNS

150 Watts—1.5 to 30 mc
Specifically Designed For
Transmitters of 200 Watts or Less Input

Low cost, conservatively rated, broadband baluns which may be used with B & W 5100—Collins 32-V—Heath DX-100 and other similar transmitters.

These units require no tuning, no switches . . . weatherproof for outdoor mounting; small enough for mounting in transmitter. These baluns are indispensable when connecting coaxial cable to a balanced line as in feeding dipoles, folded dipoles, trap antennas, beams, etc.

BALUNS NOW IN PRODUCTION


	Price
TB-2J 75 ohms unbalanced to 300 ohms balanced	\$9.95
TB-4J 75 ohms unbalanced to 75 ohms balanced	\$9.95
Also In Production—RF TRANSFORMER	
T-1J 75 ohms unbalanced to 50 ohms unbalanced	\$9.95

Specifications: Overall length 4½", height 2", width 2¼", weight 1-lb.



it's Here!

**AN ELECTRONIC
T-R SWITCH
THAT REALLY
WORKS!**



FEATHERWEIGHT • MIDGET-SIZE • UPS EFFICIENCY

Don't confuse this great, new electronic Transmitter-Receiver Switch with anything similar you've ever known! Here is a truly effective, efficient and practical replacement for that time-worn coax relay. The Lynmar TRS-1 Switch is designed for any amateur transmitter, home-made or commercial. Wonderfully tiny, it hides away inside most transmitters (1½ x 1½ x 2¼, weighs approx. 4-oz.), does not add any TVI and makes most receivers perform better. Under test, receiver sensitivity increased up to 15db when used with transmitters of 150-watts or less . . . uses negligible power for operation and takes 6.3 volts filament and 150 volts @ 13 mils for plate of type 6AH6 tube, ordinarily supplied by transmitter. This switch is a must for every Ham rig!

PRICE \$11.95
(with tube).

LYNMAR ENGINEERS, INC.

1432 N. CARLISLE STREET • PHILADELPHIA 21, PA.

Consultants and Manufacturers

ELECTRICAL - MECHANICAL - ELECTRONIC

BARGAINS in QUALITY CRYSTALS

MADE FOR HAMS—BY HAMS

At CRYSTALS INC. one of the oldest, largest and best equipped plants in the country, you get accurate, dependable, high quality crystals. PLUS FAST SERVICE —LOW PRICES!

AMATEUR BAND CRYSTALS

All in standard FT243 holders
NOT SURPLUS! Ground and etched to your exact specified frequency from new quartz.

- 1500 KC to 2000 KC.....\$2.00 each postpaid
- 2001 KC to 8800 KC.....\$1.25 each postpaid
- 8801 KC to 9005 KC.....\$1.50 each postpaid
- 9006 KC to 11000 KC.....\$2.00 each postpaid

Mounted in surplus holders to save you money!

We specialize in Novice, Club and Net frequency crystals to your EXACT specified frequency.

SSB FILTER CRYSTALS

NEW SURPLUS PLATED TYPE

54th and 72nd harmonic types in FT241A holders. All channels 370 KC to 534 KC (except 500 KC)

ONLY 50c Each (Add 5c per crystal postage)

500 KC.....\$1.25 each

Channel groups accurately matched—No Extra Charge



"IMPEDACOUPLER"

BACK ON THE MARKET!

The ideal line connector for coax-fed antennas. Weatherproof, strainproof, constant impedance. Takes standard coax connector. Amateur net postpaid.....\$4.95


Minimum Order \$2.00

No C.O.D.s

Satisfaction guaranteed or your money back!

ILLINOIS ORDERS....Please include sales tax.

CRYSTALS INCORPORATED ODELL, ILLINOIS



Founded in 1909

RADIO TELEPHONY RADIO TELEGRAPHY RADAR & TELEVISION

Courses ranging in length from 7 to 12 months. Dormitory room and board on campus for \$48.00 a month. The college owns KPAC, 5 KW broadcast station with studios located on campus. New students accepted monthly. If interested in radio training necessary to pass F.C.C. examinations for first-class telephone and second-class telegraph licenses, write for details New: Advanced TV Engineering Course.

PORT ARTHUR COLLEGE PORT ARTHUR, TEXAS

Approved for G. I. training

WN1MWB 22-11-2-B
WNINZF 17-17-1-B
WILGZE/1 15 oprs.
W1QXX 8270-29-30-ABC
W1ZTT (W18 INX YJL URM)
ZTT 3256-148-22-AB
W1GKR (W18 GKR YCO)
432-36-12-A

Matne

W1GKJ...372-31-12-A

E. Massachusetts

W1HOY...8652-309-25-A
W1QXX 5175-207-25-AB
W1AQE 4814-168-29-AB
W1QMN 2288-88-26-ACD
W1AHE 1995-95-21-AB
W1DBH 1246-89-14-AB
W1GRW 810-54-15-A
W1JSM...740-74-10-B
WN1LIZ 490-70-7-B
W1UJQ...456-38-12-A
WN1NQQ 366-61-6-B
KN1BSM 325-65-5-B
WN1MNY 245-49-5-B
KN1AKE/1
225-45-5-B
WN1NKA 155-31-5-B
W1FQD...145-29-5-A
W1MEG...126-21-6-AB
W1KSW...105-35-5-B
W1LWU...102-17-6-A

W. Massachusetts

W1ZWL/1 4400-200-22-A
W1JYH...232-8-4-B
WN1LJF...18-9-2-B
W1UCB...12-7-5-A
W1RFU (W18 EOH JYH)
RFU 13,584-261-48-ABC
W2AEE/1 (W18 DSO, K2s)
DVT VXX, KNZY(IT)
2941-173-17-AB

New Hampshire

W1UON/1 13,545-307-43-ABCD
W1JTB 3451-117-29-ABCD
W1IQD...150-25-6-AB
W1MHL/1 (18 oprs.)
36,482-592-58-ABCD
W1WBM/1 (15 oprs.)
050-70-15-AB
W1ASZ/1 (W18 ARR CCE)
W1UZZ/1 264-44-6-B
W1PYM/1 (W18 HUB PYM)
27-9-3-B
W1BSE/1 (W18 BSE WMK)
8-4-2-B

Rhode Island

W1KCS 8730-181-45-ABCD
W2BVU/1 8388-214-36-ABCD
W1UHE 3724-111-28-AC
W1ZJQ...1898-146-13-R
W1CPC...930-72-13-A
W1WTR...329-47-7-A
W1CJT...222-37-6-A
W1FEQ...214-8-3-B
W1VXL/1 (W1YNE)
KIABR)...165-33-5-B

Vermont

W1UIZ/1 16,900-310-50-ABCD
W1FMK/1 1526-105-14-AC
W1ENZ...481-37-13-A
W3LCC/1 216-24-9-A
W1FTF...176-22-8-A
W1MMN...56-14-4-B
K1AAW (W1BYO, K1AAW,
KN1BZ) 4048-176-23-AB
W1NBN/1 (W18 KIJ GEP,
K1s AFX AHD)
1180-59-20-AB

NORTHWESTERN DIVISION

Idaho

W7ACD...297-27-11-A

Montana

W7EPZ...351-27-13-A

Oregon

W7VZZ/7 774-85-9-ABD
W7HBB...280-56-5-AB
WN7HIO...44-22-2-B
W7OTV/7 (7 oprs.)
1133-103-11-AB
W7WRA/7 (W7s WQZ WRA)
342-57-6-A

Washington

W7PRW...996-83-12-A
W7DYD...972-81-12-A
W7DQ...750-75-10-A
W7RPD...528-44-12-AB
W7KO...192-24-8-AB
W7DJN...42-14-3-A
W7PUA/7 (8 oprs.)
2072-137-14-ABCDE
W7UZB/7 (3 oprs.)
528-92-14-AB
W7ZOW/7 (6 oprs.)
144-24-6-A

PACIFIC DIVISION

Hawaii

KH6DQ...14-14-1-B
KH6OS...13-13-1-B

Santa Clara Valley

W6PBC 1695-105-15-AD
K6HYX 16-8-2-B
W6CDD/6 (W6s CDT ORR)
SUE, K6GMZ)
2196-93-24-ABD
K6HWJ/6 (K6s HWJ EU)
425-45-5-A

East Bay

W6ASH/6 2496-192-13-AB
K6RNO...1521-117-13-A
K61IN...315-45-7-A
K6PTZ...21-7-3-A
W6RY...15-5-3-H

San Francisco

W6AJF...1827-80-21-ABD
K6VXI...280-56-5-A
K6EOW/6 (K6s EOW GOW)
YPI) 2556-142-18-AB

Sacramento Valley

K6GII...588-49-12-A
W6PIV...280-35-8-AB
KN6YI...81-27-3-B

San Joaquin Valley

W6GQZ...350-35-10-AB
K6TSK/6 (K6s KYN HXZ)
TSK)...9099-288-27-ABCD
W6HAB/6 (W6HAB, K6s)
IXA RPL BNA)
680-68-10-AB

ROANOKE DIVISION

North Carolina

W4ZXI...1875-75-25-AB
W4CVQ 1000-50-20-AB
W4MDA...198-33-6-B
W4NHV...140-28-5-B

South Carolina

W4NWB...392-28-14-A
W4PH8/4 144-21-6-AB
W4KSU...14-7-2-A

Virginia

K4LGD...3266-137-23-ABC
W4CJ...1728-96-18-AB
K4BNI (K4s BNG BND)
560-80-7-B
W4AAL/4 (W4s AAL ALY,
K4s CHA EKO)
360-40-9-A

West Virginia

W3PGA/8 (5 oprs.)
7300-286-25-ABC

(Continued on page 156)

"U-MAKE-M"

ACTUAL NAMEPLATES SIZE


684 self-stick letters and numbers like the above, made of tough non-tear plastic coated fabric mounted on dispenser cards. Each letter and number is easy to peel off and apply to any panel surface without fuses, miss or water. Will give your equipment a genuine professional appearance. At your jobber or Send \$1.00 bill, which will be refunded if you are not satisfied.

M P SPECIALTIES CO., 233 East Ave., Park Ridge, Illinois

SUPERIOR GEAR—FROM THE SSB PIONEER

MULTIPHASE 20A EXCITER

Now Better Than Ever



The "Work-Horse" of SSB. It's a fact—there are More 20A'S on the air than all other makes combined! 20 watts P.E.P. output on SSB, DSB, AM, PM & CW. Perfected voice-controlled break-in. Band switched 160-10 meters. Increased stability—improved linearity—higher output on HF bands, versatile, dependable, reasonably priced. Quality thru and thru.


Wired and Tested.....\$279.50

Complete Kit.....\$219.50

MULTIPHASE 600L

Broad-band linear amplifier for SSB, DSB, AM, PM & CW. No tuning controls of any kind! Single knob band-switching 10 to 160 meters. A 20A easily drives it to 500 watts DC input. Single 813 in high efficiency class AB2. Built-in regulated power supplies. Exclusive meter reads watts input, RF AMPS & SWR. TVI suppressed—parasitic free.

Complete Ready to Operate.....\$495.00

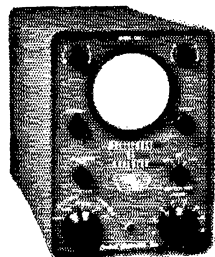


MULTIPHASE MM-1 RF ANALYZER

What's your signal really like? Hook in an MM-1 and stop guessing! 3" scope instantly shows up flat-topping, improper bias, incorrect loading, etc., and how to correct them. SSB or AM—5 watts to 5KW—1MC to 55MC—take your pick of envelope, trapezoid or bow-tie patterns. Built-in 1KC oscillator for complete alignment of SSB exciters.

Wired and Tested.....\$129.50

Complete Kit.....\$99.50



A POSTCARD BRINGS YOU INFORMATION ON ALL MULTIPHASE GEAR.



Central Electronics, Inc.

1247 W. Belmont Ave.

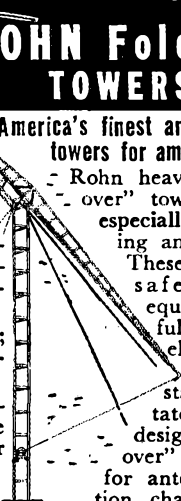
Chicago 13, Illinois

Compare the Incomparable

ROHN Fold-Over TOWERS!

One of America's finest and most wanted towers for amateur radio use

- Available in hot-dipped galvanizing!
- Fold-Over Towers from 45 ft.—other Rohn models to 300 ft.
- Precision made; fully tested; easily installed.
- Quality-built — gives you the most for your money.



FREE! Write for literature and name of nearest Rohn representative and source of supply. Rohn Products are available coast-to-coast.

Rohn heavy-duty "fold-over" towers are built especially for supporting amateur beams. These towers can safely lift the equivalent of two full sized, three-element, twenty meter beams stacked plus rotator. Tower is designed to "fold-over" to the ground for antenna installation, changing, or adjusting in seconds. No climbing necessary. Get the facts before you buy . . . then you'll know why Rohn is best!


ROHN Manufacturing Company

116 Limestone, Bellevue, Peoria, Ill.

"Pioneer designers and manufacturers of all type towers"

the Collins KWM-1

SSB Mobile Transceiver



FIRST Mobile SSB Transceiver — 175 watts PEP input, 14-30 mc. Excellent frequency stability. Use as mobile or fixed station without modification. Break-in CW using VOX circuits, side tone for monitoring CW. Ten 100 kc. bands available anywhere in the 14-30 mc range. 6 1/4" H x 14" W x 10" D. Net price\$770.00

Write or see us about trade-ins, time payment terms.

HATRY OF HARTFORD

203 ANN STREET
HARTFORD, CONN.

Tel. JA-7-1881

"The ELECT in ELECTRONICS"

**NEW!HEAVY DUTY
FIVE BAND ANTENNA COILS**
Tunes 80-40-20-15-10 Meters



Designed for high power. Tested at 10,000 volt breakdown. Will take 2 KW or an over-modulated KW AM. The very best on the market!

Available for immediate delivery.

HC-F Coils Postpaid.....\$19.95
Complete antenna with 88 ft. of KW twinlead, heavy duty insulators and wire.

HA-F Antenna Postpaid.....\$33.95
Quarter KW models still available.

5BC-F Phone Coils, 5BC-C CW Coils... \$12.50

5BA-F Phone, 5BA-C CW Antennas..... \$27.50

Postpaid in U. S. A.

MONEY BACK GUARANTEE

If not available at jobber, write Don Larimer, W91YP.


GENERAL CRYSTAL CO., INC.

Antenna Division

372 Wilnot Ave. Burlington, Wisconsin.

PORTABLE LIGHT PLANTS
Push Button Start, .. Radio Shielded!

Be prepared with a reliable, easy starting, portable power plant. Only unit available fully shielded and filtered especially for radio use. (each checked by oscilloscope). Ideal for standby, civil defense, camps, trailers, etc. Powerful, easy starting, 4 cycle engine with cast iron cylinders. Built-in voltmeter. 6 or 12 v. battery charging and starting available, specify which one when ordering. Money back guarantee!



700 Watts (A76) Shpg. wt. 77 lbs. \$143.50
1000/1200 Watts (A1012) Wt. 90 lbs. \$193.50
Up to **3500 Watts** available from stock. Special voltages, etc. available. Write for information.

GENERAL ELECTRONIC SERVICE

P.O. Box 9 R0ckwell 3-2425 Burlington, Wis.

**GET YOUR COMMERCIAL TICKET
EASIER WITH ...**

**Kaufman's
RADIO OPERATOR'S LICENSE
Q AND A MANUAL**

now available
6th EDITION
up to the minute

The **BEST** book for
FCC License Preparation
Covers elements 1 thru 8.

The only book with complete discussion
of answers to every technical question in
the FCC Study Guide. Makes it very easy
to answer multiple choice questions.

Used by leading schools and industry.
Only \$6.60 at jobbers, bookstores
or direct from:

JOHN F. RIDER PUBLISHER, INC.

116 West 14th Street, New York 11, N. Y.

W3MPT/8 (8 oprs.)
6804-231-28-ABC
W38FY/8 (7 oprs.)
5130-179-27-ABC
W3NKF/8 (8 oprs.)
1212-101-12-AB
W3AMH/8 (W3s AMH HIB,
W8s ITH IWT)
357-51-7-AB

**ROCKY MOUNTAIN
DIVISION**

Colorado

W0IXF...390-30-13-A
W0IC...372-31-12-A
W0TIL...140-20-7-A
K0CLJ...102-17-6-A

New Mexico

W5NBJ...516-43-12-A

Wyoming

W7ILL...330-30-11-A

**SOUTHEASTERN
DIVISION**

Alabama

W4AZC...700-50-14-A
KN4/K4MIB
616-44-14-AB
K4HQS...119-17-7-A
K4ITU...112-16-7-A

Eastern Florida

W4AYV...380-38-10-AB
W4RMU...364-28-13-A
K4LXG...192-24-8-AB
W4LTU...24-12-2-B

Georgia

W4IKK...1120-56-20-A
W4FWH...736-46-16-AB
W4YZR...132-22-6-AB

**SOUTHWESTERN
DIVISION**

Los Angeles

W6NLZ 6669-215-27-ABCDE
W6PIZ...1104-184-6-A
W6BWC 1053-63-18-AB
W6NTC 261-23-9-ABCDE
W6PFE...177-59-8-B
W6PRJ/6 100-50-2-B
K6DLY...34-17-2-B
K6TRO...20-20-1-A
K6OEE/6 (7 oprs.)
17,110-510-29-ABCDE
W6EMM/6 (8 oprs.)
10,800-406 24-ABCDE
K6TQH/6 (5 oprs.)
3575-324-11-ABD
K6KCY/6 (W60JN, K6s
KCX KCZ)
780-64-10-BCD

Arizona
W7QLZ/7...42-14-3-A

San Diego

K6COE/6 1956-163-12-AB
K6UJL...240-40-6-A
K6BPI...189-27-7-AB
K6QCF...24-17-2-A
W6RDF...1860-114-15-ABCD
KN6UGL (KN6s UGL UHS)
752-188-4-B

Santa Barbara

W6FYW...15-5-3-B

**WEST GULF
DIVISION**

Northern Texas

W58FW 2794-127-22-A
W5LQ...1560-78-20-A
W5ERG...648-74-9-A
W5FEH...622-58-9-AB
K5BDL...259-37-7-A
K5DCQ...240-40-6-A

Oklahoma

W5DFU...216-27-8-AB

Southern Texas

W5HFF 1491-71-21-AB
W5LFM...705-47-15-A
W5GHL...600-50-12-A
W5YCK...184-23-8-AB
W5WFS...170-17-10-A
K5BXM...7-7-1-A

CANADIAN DIVISION

Maritime

W1QCQ/VE1 3330-185-18-A
VE1EF...792-72-11-A

Ontario

VE3AB 1400-96-14-ABC
VE3BQN...560-76-7-BC
VE3NR...524-88-6-B
VE3AQ...495-99-5-B
VE3DSU...477-53-9-AB
VE3AGU...231-21-11-A
VE3DUU...220-55-4-B
VE3HW...184-46-4-B
VE3BPB...125-25-5-B
VE3CD...48-24-2-B

Quebec

VE2CD...44-11-4-B

British Columbia

VE7ND...200-25-8-A
VE7NM...147-21-7-A
VE7AOD...102-17-6-A
VE7MT...38-18-2-B
VE7ACV...8-4-2-A
VE7ASM/7 (VE7s AFB ALJ)
1806-120-14-AB

¹ Technician award winner; ² W3ACN, opr.; ³ Novice award winner; ⁴ Multioperator award winner; ⁵ W3SGA, opr.; ⁶ K9AYH, opr.; ⁷ W2FBR, opr.; ⁸ Headquarters staff, not eligible for award; ⁹ W1QIS, opr.





KN2VAB reports that he is just 10 years old, and he wonders if he is the youngest ham in the Northern New Jersey Section. If there are any challengers, please write to *him*.

**GIVE YOUR SIGNAL a
"SHOT IN THE ARM"
WITH A
CUBEX—10-15 MTR DUAL BAND
CUBICAL QUAD**

FREE BROCHURE FROM ONLY

CUBEX COMPANY
3322 TONIA ALTADENA, CAL. **\$34⁹⁵** FOB

**1 1/4,
2,
6
or 10
METERS
with**



AMATEUR
NET
\$42.50

Complete with
crystal and tubes.

Tecraft

Tecraft Transmitters For 220, 144, 50, or 10-11-15 Mc. Hi-Level Plate Modulation • Hi-Impedance Mike Provisions for Metering All Stages • Tuned Antenna Output System to 52/72 Ohm Line • RF Output-Indicator • Power Requirement 6.3 v AC @ 4 amps & 250 v DC @ 250 ma. • Tubes: 6AU6 osc.; 5763 Buf/Dbler; 6360 Buf/Mult; 6360 final amp.; 12AX7 speech amp. & driver; 2-6AQ5 modulators • Power Input to Final, 20 Watts.

Complete with tubes, crystal and plugs..... **\$59.95**
Matching Power Supply..... **39.95**



**AT YOUR DEALER,
OR WRITE**

The Equipment Crafters, Inc.

523 WINNIE AVE. RIVER EDGE, NEW JERSEY COLFAX 2-0159

Tecraft converters may be had with IF output frequencies to suit the tuning range of your receiver, and provide the ideal system, in terms of **extreme sensitivity, maximum stability, low noise, high gain and selectivity.**

LOW NOISE FIGURE: Approximately 4 db. 1 microvolt of signal will provide better than 20 db. thermal noise quieting.

SENSITIVITY: Approximately 1/10 microvolt input will provide a signal 6 db. over noise level.

GAIN: Better than 30 db.

MODEL: CC5-50, CC5-144, CC5-220 for

Collins 75A1, 2, 3.....Specify IF 26-30 Mc.

Collins 75A 4.....Specify IF 28-30 Mc.

National NC-300.....Specify IF 30-35 Mc.

MODEL: CC5-50 and CC5-144. For General Coverage receivers, Choose either 6-10, 7-11, 8-12, 10-14, 12-16, 14-18. Any of above in kit form, **\$29.75.** CC5-220. For 14-19 Mc. only. Wired only.

IN THE MICHIGAN AREA

Warren Radio Co.

IS THE PLACE TO BUY

Collins **EQUIPMENT**

KWS-1

1 kilowatt Transmitter
w/Power Supply\$2,095.00

75A-4 SSB Receiver\$695.00

KWM-1 SSB
Mobile/Fixed Station
Transceiver\$770.00

and a complete stock
of all Collins accessories.

Liberal trade-in allowance.
Convenient Time Payment Plan.

WARREN RADIO CO.

713 PORTAGE STREET
KALAMAZOO, MICHIGAN

MORE SIGNALS PER DOLLAR
From Money Invested in an Antenna

Self Supporting
STEEL TOWERS

For Rotary Beams, FM, TV



Width of
Base Equal
to 1/5 Height

You can erect this tower yourself. Just dig four holes, set anchor posts in place, bolt the pieces together. 5 1/2 ft. ladder sections make it easy to work higher as tower goes up. It's a lot of fun to build your own tower — and saves you money, too!

ATTRACTIVE — NO "GUY" WIRES!

- 4-Post Construction for Greater Strength!
- Galvanized Steel — Will Last a Lifetime
- SAFE — Ladder to Top Platform
- COMPLETE — Ready to Assemble
- Withstands Heaviest Winds

SMALL DOWN PMT. — EASY TERMS

Vesto Towers are available in a wide range of sizes to meet requirements of amateurs and commercial users alike. Note the low prices for these quality lifetime towers: 22'-\$104, 28'-\$127, 33'-\$149, 39'-\$182, 44'-\$208, 50'-\$239, 61'-\$339, 100'-\$895.

Towers are shipped to your home knocked down, FOB Kansas City, Mo. 4th class freight. Prices subject to change...so order now! Send check or money order...or write for free information.
Cable address: "VESTO"

**WRITE TODAY
FOR COMPLETE
FREE INFORMATION
AND PHOTOGRAPHS**

VESTO CO., Inc.
20th and Clay
North Kansas City, Mo.

for a CAREER in communications
... to pass FCC amateur exams

LEARN CODE

and Theory

\$3.95 up

EASY,
FAST HOME STUDY

with 78 r.p.m. or 45 r.p.m. Unbreakable
Phonograph Records
PASS COMMERCIAL AND AMATEUR CODE
EXAMS, AMATEUR THEORY EXAMS, FOR
YOUR FCC LICENSE!

4 AMECO Courses Available:

No. 1 — NOVICE CODE COURSE. You get and keep 10 recordings (alphabet through 9 W.P.M.). Includes typical FCC type code exams. Free instruction book on learning how to send and receive code the simplest, fastest way; plus charts to check your receiving accuracy; plus an album; all for the low price of only: 45 r.p.m. \$6.95 78 r.p.m. \$7.95

No. 2 — SENIOR CODE COURSE. You get and keep everything given in the Novice Course except that you get 22 recordings (alphabet through 18 W.P.M.), plus typical FCC type code exams for General class and 2nd class commercial telegraph licenses. All this for only: 45 r.p.m. \$11.95 78 r.p.m. \$12.95

No. 3 — NEW ADVANCED COURSE. Prepares Novice operators for the amateur general class and second class commercial license tests. Contains 12 recordings (8 through 18 W.P.M.) PLUS the complete code book — PLUS typical F.C.C. code examinations for general and commercial tests. ALL for only: 45 r.p.m. \$5.95 78 r.p.m. \$6.95

No. 4 — COMPLETE RADIO THEORY COURSE. A complete, simplified home study theory course in radio covering the Novice, Technician, Conditional and General classes — all under one cover — with nearly four hundred typical FCC type questions to prepare you for license exam. No technical background required. You also get, FREE, a guide to setting up your own Ham station. All for the amazing low, low price of... \$3.95

No. 5 — RADIO AMATEUR QUESTIONS & ANSWERS LICENSE GUIDE. A "must" if preparing for Novice, Technician or general class exams. Approx. 200 questions & answers (most multiple choice type) similar to ones given on F.C.C. exams. Has 2 typical F.C.C. type exams. Other questions by subjects, easier to study. Low, low price of **50¢**

FREE LITERATURE AVAILABLE
Sold at leading distributors
everywhere or write to
Dept. Q9

AMERICAN ELECTRONICS CO.
1203 Bryant Ave., New York 59, N.Y.



Happenings of the Month

(Continued from page 58)

direct legal counsel for any and every amateur who may be involved in some local difficulty, ARRL does concern itself with certain specific cases where the decision of a court may in general affect the rights of all amateurs. In accordance with this policy, the League has litigated through the highest courts of the states of New Jersey and Pennsylvania the question of whether an amateur antenna tower was an accessory use of residential property; both courts ruled that it is.¹ Another state, Minnesota, had earlier reached a similar decision in favor of the amateur tower.

Despite these precedents, in recent years a number of other amateurs planning towers have encountered difficulty with local zoning ordinances, building inspectors and zoning boards. This problem appearing particularly acute on Long Island, approximately two years ago the League selected a suitable case for presentation to the courts. While the case was in process of preparation, independently another amateur tower problem on the Island was brought to a head suddenly and moved into local courts. Upon a request for League assistance, to avoid having two separate cases on the same subject under litigation simultaneously, the League took over the second one, that of Ozzie Prenell, W2HC.

During these past two years, the case has moved through the courts of the state of New York and earlier this year reached the Court of Appeals, highest in the state. We are obliged to report that the decision was in favor of the zoning board. The Court split, five members concurring in the majority opinion, and two members filing a dissenting opinion which expressed the view that the decision should have been in favor of the amateur.

As a result, we now have conflicting law on the subject of whether an amateur tower constitutes an accessory use of residential property. The highest courts of Minnesota, New Jersey and Pennsylvania have found in favor of the amateur; New York has now decided otherwise.

Further procedural steps are now under study by the League and its General Counsel.


LORAN

In this department of *QST* for July, 1956, we reported the withdrawal from amateur use, in certain locations near the Gulf, of operating privileges in the 1800-2000 kc. portion of the spectrum. This restriction was required during a

¹ *QST*, June, 1951, p. 39; October, 1951, p. 13.

(Continued on page 160)

Vibroplex Makes Sending TWICE AS EASY FOR YOU:



You get
All
these
benefits
with
Vibroplex:

Smoother, easier performance; cleaner signals. Freedom from nervous and muscular tension. Adjustable speed to suit your own hand. Personal touch. Trouble proof, nothing to get out of order. No more sore, tired muscles, no sending fatigue. Lifetime of easy, enjoyable keying. And many others.

Easier on your arm... easier on your nerves... easier on you. That's because its semi-automatic action performs for you with an ease beyond comparison. Requires no special skill... there's no tiring arm effort... no nervous or muscular tension common to other keys. Vibroplex actually does all the arm-tiring work for you. Helps you develop a higher degree of sending skill than is possible with any other type of key. Gives you years of easy, enjoyable keying.

Five smart models standard or deluxe, priced from \$15.95 to \$29.95. Left-hand models, \$2.50 additional. Handsome carrying case, \$6.75. Take the advice of any user and order yours today. At dealers or direct. FREE folder.

The VIBROPLEX CO., Inc.
833 Broadway New York 3, N. Y.


"CALL-LETTER KIT"

Order your call in neat 2 inch die-cut letters with wood base, just the thing for your shack — you assemble. Letters: 3/32" show-card stock. Base: select quality wood.

Kit #1: Price... \$1.00 Ppd.
Sorry, No C.O.D.'s
TRUART PRODUCTS CO.
Dept. G Box 676
Spring Lake, Michigan



OF COURSE WE STOCK THE
Hy-gain Wonder Doublet and Doublet Coils
 THE ONLY TUNABLE, COMPLETELY WEATHER PROOF TRAP CIRCUITS!



Wonder Doublet completely enclosed

Pressure Clamp Construction

Wonder Doublet with casing open

Here's the tunable, weatherproof "wonder doublet" for 10-80 meters. Resonant on the five most popular bands, complete with 98 ft. of KW amphenol Twin-Lead. Capacity can be varied for resonating trap circuit on any fone or CW frequency. Constructed of No. 14 copper clad steel antenna wire. End insulators of porcelain, coils High Q; will withstand 1 KW. Exclusive pressure clamp construction eliminates messy solder joints and increases mechanical strength. Complete instructions.

5-Band Doublet Insu-Traps
 for 10-80M, per pair\$12.50

Complete Doublet Kit,
 with Insu-Traps included 24.50

and the complete line of **Hy-gain** ANTENNA PRODUCTS!

WORLD RADIO LABORATORIES: "the place to buy!"

3415 WEST BROADWAY • COUNCIL BLUFFS, IOWA • PHONE 2-0277
 ONLY 10% DOWN • TOP TRADES • IMMEDIATE SHIPMENT • IN STOCK

QST BINDERS

As *QST*s get older, they become more valuable. Are your 1957 copies scattered sloppily about the shack? If so, it's time to store them neatly as the year end approaches — and the best way to accomplish this is to file them in *QST* Binders.


Finished in reddish-brown fabrikoid with stiff covers, each Binder holds twelve issues of *QST*, opens to any page and lies flat. Your copies are protected and always available for easy reference.

Each—\$3.00 (postpaid)

AVAILABLE ONLY IN U.S.A.
 AND POSSESSIONS

AMERICAN
 RADIO RELAY LEAGUE, Inc.
 West Hartford 7, Connecticut

XMTRS FOR 160 TO 2 METERS
 TECHNICIAN - NOVICE - GENERAL
 or Special Freq. 500 KC. to 160 MC.



LETTINE MODEL 240 TRANSMITTER WITH MOBILE CONNECTIONS AND A.C. POWER SUPPLY

This outstanding transmitter has been acclaimed a great performer throughout the world. Air wound plug-in coils used for high efficiency. Takes any freq. from 1.6 to 40 mc. Ideal for General Class, Novice, CAP, CD, Industrial. Sold direct from our factory, ready to operate. 40 to 50 watts input. Phone-CW. Complete with 8 x 14 x 8 cabinet, 40 meter coils, xtal, tubes: 6V6 osc., 807 final, 5U4G rect., 6SJ7 xtal mike amp., 6N7 phase inv., 2-6L6's PP mod. Wt. 30 lbs. \$79.95. 80, 20, 10 meter coils \$2.91 per band. 160 meter coils \$3.60.
MODEL 130 FOR 120 TO 130 WATTS — \$199.50
MODEL 242 FOR 6 METERS OR 2 METERS — 45 WATTS INPUT — \$146 FINAL. Complete with mobile connections, A.C. power supply, tubes, xtal. Xtal mike input. Uses 8 mc. xtals or Lettine VFO. Swinging link matches 52 — 300 ohm antennas. Same cab. as 240. \$89.95.

VFO—\$49.95 — ANT. TUNER \$20.00 LESS COILS
 Send full amount or \$25 with order — balance C.O.D.

LETTINE RADIO MFG. CO.


62 Berkeley St.

Valley Stream, N. Y.

BUD "Mighty-Mite"

NEW! LOW COST!

C.P.O. and MONITOR



LOOK AT THESE OUTSTANDING FEATURES:

- Small size—only 1½" x 2¼" x 4 ¼"
- Completely transistorized
- Can be converted from Oscillator to Monitor without any internal changes by user.
- Sturdy aluminum case with grey hammer-tone finish.

Here is the first low cost, combination Code Practice Oscillator and Monitor. It's small, lightweight and operates entirely on transistors, not on tubes. Works indoors or outdoors, since it requires no separate power supply. Uses pen-light batteries. Earphone model only. Not a gadget... its performance will compare favorably with higher priced earphone models. Ideal for Novices, Cub Scouts, Boy Scouts and others. Full instructions furnished for operating and converting from C.P.O. to Monitor.

Catalog No.
C.P.O. 155-T

Amateur Net \$5.88
(less batteries)

See and try the new BUD "Mighty-Mite" at your distributor's showroom now or write for literature.



BUD
RADIO CORP.

2118 East 55th Street
Dept. Q Cleveland 3, Ohio

period of reorganization of the Loran navigation system by the Coast Guard, and was expected to maintain for approximately one year.

While that phase of the program is now accomplished, the greatly increased use of radio navigation facilities, particularly on the part of another Government agency, has required a considerable expansion of the Loran system — a task again to be handled by the Coast Guard. The result is that the Coast Guard cannot at this time, as it had expected, return the amateur sharing arrangement to its earlier pattern. It is not possible to predict how long the required engineering and other studies will last, nor whether any additional modifications will need to be made in the amateur sharing arrangement.

This situation, while not a happy one from our standpoint, is wholly within the provisions of the regulations, which stipulate that the Loran system has priority, that amateur use is not a bar to the expansion of Loran, and that the amateur sharing arrangement is subject to cancellation or revision at any time, without hearing.

VE MOBILE IN U.S.A.

Previous items in *QST* concerning Canadians wishing to obtain authorization for mobile operation in W-land have included an FCC address which has now been changed. Requests for application forms for such authorization should now be addressed simply to The Secretary, Federal Communications Commission, Washington 25, D. C.

The World Above 50 Mc.

(Continued from page 66)

420-Mc. Record Moves to Europe

We haven't had a change in our v.h.f. DX records box for more than a year, but now we have two. The KH6UII-W6NLZ record is a jump beyond our fondest expectations in the 2-meter department, and we have a new one for 420 Mc., also. Thanks to our good friend G6CL, of RSGB, we have news of some 420-Mc. work that definitely costs us the record on that band.

This probably should have happened before, for there was a report about two years back of a 420-Mc. QSO across the Mediterranean. We never received complete details on this one, though it appeared to be well beyond the 410-mile record we've carried since June 12, 1954. G6CL tells us that on June 19, at 2232 GMT, G3HAZ, near Birmingham, worked DL3YBA, 16 miles east of Hannover, Germany, on 420 Mc. c.w. Distance appears to be almost exactly 500 miles. We list this tentatively until more details can be obtained from the principals.

With the kind of tropospheric conditions reported for early July on 144 Mc., extension of the 220- and 420-Mc. records in this country would appear to have been waiting merely for some stations in the right spots to have a go at it. With 89 signals over paths of nearly 1000 miles on 144,


(Continued on page 162)

GET INTO ELECTRONICS

Train for best technical positions in a Top-flight school. Specialize in missiles, computers, radar, communications, industrial electronics, color TV, automation. Excellent program in theory, laboratory, mathematics. Major firms select our graduates as Tech. reps., field engineers, specialists. Associate degree granted. 21 months' program. High school or equivalent required. Write for catalog.

VALPARAISO TECHNICAL INSTITUTE
Dept. TW Valparaiso, Indiana

The **ORIGINAL**
THREE-BAND



- ✓ **NO STACKING REQUIRED**—all elements are at the full height yet wind resistance is held to a minimum.
- ✓ **UNIQUE WINDMILL DESIGN**—permits ready access to all parts of the beam from the tower.
- ✓ **WIDE-BAND BALANCER**—affords perfect pattern symmetry with coaxial feed line. No adjustment required.
- ✓ **MAXIMUM GAIN**—over 8-db. gain on 20 and 15 meters, somewhat higher on 10 meters.
- ✓ **HIGH FRONT TO BACK RATIO**—in most installations the front to back ratio exceeds 30 db. on 10 and 20 meters and 25 db. on 15 meters.
- ✓ **RUGGED DESIGN**—Boom consists of two 12-foot lengths of 2¼" dia. tubing with .065" wall. Three-band elements are made of 1½" tubing with .058" wall. All tubing is of 6061-T6 heat-treated aluminum alloy for maximum weather resistance and strength.
- MODEL FT-100 BEAM ANTENNA PARASITIC ARRAY** operating on 10, 15 and 20 meters. Complete with chromate dipped hardware and aircraft type stainless steel clamps (to assure against corrosion and rust), assembly instructions and prints. **\$225.00**
- MULTIBAND DESIGN FOR WIRE ANTENNAS**—The W3DZZ design employs a concentric coil and condenser completely potted in Polyester Resin. Polystyrene insulation of concentric capacitor can withstand highest amateur transmitter voltages.
- MODEL FT-200 TRAPS** for 5-band antenna operation on 10/15/20/40 and 80 meters. (75 ohm feed line). Pair, postpaid. **\$12.50**



See your local distributor or (Harvey has it in the N.Y. area) write to:
FREDERICK TOOL & ENGINEERING CORPORATION
414 PINE AVENUE, FREDERICK, MARYLAND



TELEWRITER CONVERTER
FOR
RECEIVING
RADIO TELETYPE

To receive amateur or commercial teletyped messages by radio, you need the following equipment: (1) Good communications receiver. (2) A TELEWRITER CONVERTER which plugs into the receiver phone jack. (3) A Polar Relay which plugs into the back of the Telewriter Converter. (4) A small 110 volt, 60 ma. d.c. power supply. (5) A teleprinter (teletype) machine, which is an electric typewriter controlled by radio signals. (Used teletype machines are available from \$75 up) Telewriter Converter \$89.50. Polar Relay \$14.75. For additional information write: Tom, W1AFN.

ALLTRONICS-HOWARD CO. Box 19, Boston 1, Mass.
Tel. Richmond 2-0048

RADIO AMATEUR
OR HOBBYIST WANTED
FOR PART TIME CATALOG WORK

• Jobber in Radio and Electronics seeks part time services of competent catalog man with advertising copy and layout experience. Knowledge of amateur radio and/or electronics required, whether obtained in past or present employment or as hobby. No personal contact with us needed. All transactions handled by mail. Will contract with right party on a per page basis. We furnish manufacturer's description of items, prices and wood cut repros. You edit, varitype and supply complete paste-up for offset reproduction. In reply state details of experience and training, and submit samples if available. All replies confidential.

ADDRESS BOX 178 QST

go SSB NOW...
\$295⁰⁰ down gives
you a Collins
SSB station



We have it! The complete line of Collins Amateur equipment and accessories . . . and the time payment plan to make it easy for you to own a Collins station! Ask about trade-ins, terms.



RADIO PRODUCTS
SALES COMPANY

1237 Sixteenth Street Denver 2, Colorado



Midget

T
A
P
S
W
I
T
C
H
E
S



Series 24
Multi-Deck

- Miniature
- Positive Detent Action
- Commercial or Military use
- Available from 1 to 6 decks (10 positions per deck) from stock

Write for Bulletin M-200



Telephone Fleetwood 4-1040

513 Hillgrove Avenue
La Grange, Illinois

it is logical to assume that 220 and 420 might have done as well, or perhaps better. Let's try!

A new amateur frontier was opened recently when W0NSV and K6YYF worked two-way on 36,500 Mc., the highest frequency yet used for amateur two-way communication, outside of that done with light beams. More details on this one coming up.

50-Mc. WAS for W8CMS and W0MVG

The aurora of June 30 posed a difficult choice for W0MVG, Salina, Kan. Jim was hearing states he hadn't worked on 144 Mc., including W4ZXXI, Greensboro, N.C., a very rare opportunity, indeed. But there were Oklahoma stations on 6, and as so often is the case with large Middle-Western states, it was only that adjacent one that W0MVG had needed for many months. The choice of 6 for the best period of the aurora netted 50-Mc. WAS Award No. 26, though it was a rough job, with nearly everyone attempting to use voice. Jim thus became the first Kansas 50-Mc. operator to make WAS on 6. (W0ZJB, now a Kansas resident, was in Missouri when he knocked off No. 1 back in 1948.)

Award No. 25, and the distinction of being the first W8 to make 50-Mc. WAS, goes to W8CMS, Newton Falls, Ohio. Eda Williams, W7EPZ, Billings, Mont., played the lead in this drama, becoming the first YL on 6 to provide the final state in a quest for 50-Mc. WAS. We understand that she received a dozen American Beauties along with her QSL, as Claire's expression of gratitude!

W8CMS was given special honors, a case of champagne, and a K8AOG-style WAS certificate at the Northeast Ohio V.H.F. Picnic, held recently at Akron. Some 550 participants were on hand to do honor to Claire, long a leader in Ohio 6-meter circles.

Note to 50-Mc. WAS aspirants: Be sure to send a covering note with your cards for a 50-Mc. WAS award. Two regular WAS certificates have now been issued to applicants who earned 50-Mc. awards, because they sent cards only. Remember — there are thousands of the other kind, and cards for them arrive in nearly every mail.

Here and There on the V.H.F. Bands

Anyone interested in a 50-Mc. transcontinental relay? W7RGS, Milwaukie, Ore., writes that provision will be made to start a relay from Oregon during the September V.H.F. Party, the week end of the 21st. Four portable stations will provide a network from the Oregon coast to Idaho. From there it is hoped to work W7ACD at Shelley, Idaho, but from there on some additional cooperation is needed. Floyd says that they will give it another whirl in June, if there is interest to warrant the effort. Transcontinental communication is easy on 6 at times, but a relay across the country under dead-band conditions is quite another matter. Volunteers?

One of the mountain expeditions to participate in this effort will climb 11,750-foot Mt. Hood. Members of the Portland Amateur Radio Club with equipment for both 2 and 6 will make the climb. W7VLE, Forest Service Ranger in the Mt. Hood area, is helping with planning. W7OZL, PARC president, has had forestry service experience and knows the problems well. Others in the party include W7HVX and W7ZHF.

Another September expedition is planned by the Phoenix V.H.F. Radio Club. The objective is the San Francisco Peaks, north of Flagstaff, Ariz. Call will be W7VMP/7. Operation is planned for 50, 144 and 420 Mc., from about 1200 MST, Aug. 31 to the same time Sept. 2. The Fenwicks of W7VMP are mountain-topping this summer. Using a 700-watt 144-Mc. rig formerly W9KLR's, they made their first trip to Mesa Verde National Park, near Grand Junction, Colo. This netted contacts on 144 Mc. with W7VMP in Phoenix and W5FAG, Albuquerque, N. Mex., both in the

(Continued on page 184)

CHECK Your QSLs

with **DXERAMA**
Second Edition

So Many Hams Have DX Operating Awards
Earned **AND DO NOT KNOW IT!**

Nearly 50 DX Awards with up-to-date rules and regulations as offered by Ham Radio Organizations in all six continents; fully spread in log form, well indexed, 8½" x 11", 72 pages. Compiled by W3AXT.

\$1.60 U.S.A. & Possessions

\$1.85 Foreign

Order from your Distributor or direct from


DXERAMA 1101 Farmingdale Rd., Lancaster, Penna.



CODE-SENDING-RECEIVING-SPEED

Be a Radio Ham or Commercial Operator. Pass FCC code test in few weeks. Fascinating hobby. Good pay, interesting work in Commercial field, same system used by radiotelegraph specialists. FREE book explains how Amateurs and Operators learn code and develop amazing skill and speed. Candler System Co., Dept. 4-K, Box 928, Denver 1, Colo., U.S.A. and 52b, Abingdon Rd., Kensington High St., London W.8, England

Now... transmitter tracks automatically with receiver



**Plug new V-F-O-Matic into Collins receiver...
automatically keeps Xmtr zeroed to receiver frequency**

NEW V-F-O-MATIC... plugs into 75A-2, -3, -4 Collins receivers; requires no rewiring or changes; does not affect calibration, sensitivity or adjustments. Collins precision VFO furnishes freq. control for both send and receive. For all SSB phasing type exciters (10A, 10B, 20A, Phasemaster, Hallicrafter HT-32, etc.) using 9mc mixer frequencies. Automatically zeros in Xmtr to exact freq. received. Operates both upper and lower SB on 75 and 20 meters. Complete with power supply. (Model 80-10 all-band unit for KWS-1 also available.) Immediate delivery.

PRICE \$124.50
(\$14.50 down; \$10.50 per month)


SATISFACTION
GUARANTEED

LA-400-B LINEAR AMPLIFIER... simplified multiband operation on 75 thru 10 meters. Improved TVI suppression. New metering circuit reads RF voltage input, plate current and RF amps output. Low Z, untuned, 400-watt P.E.P. input with more stability, better linearity, only 20 watts drive. Pi-net output. Designed around four Modified 1625 Tetrodes. Especially effective for SSB; also delivers high quality signal on AM, PM, CW. Ideal for portable use. Complete with power supply and tubes. Teams well with V-F-O-Matic.

PRICE \$199.95
(\$19.95 down; \$16.50 per month)
ALSO AVAILABLE
Modified 1625 Tetrodes \$3.75 each

SATISFACTION
GUARANTEED

P & H ELECTRONICS • 424 Columbia, Lafayette, Ind.



TRYLON
Engineered
ANTENNA SYSTEMS

From the unique broadband curtain antenna shown below and difficult microwave and television installations involving rigid sway and twist limits, to lightweight towers for amateur beams — Trylon's sound engineering approach to every phase of antenna design pays important performance dividends.

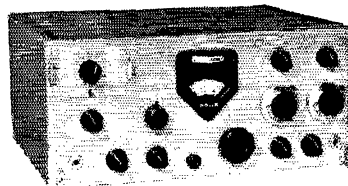
FIRST SUCCESSFUL Broadband CURTAIN ANTENNA



Designed, built and installed by Trylon, these two broadsides give 5% to 10% more reliable long-distance communications than comparable rhombics — and with a bandwidth of $\pm 15\%$ of center frequency at 1.5 VSWR.

WIND TURBINE COMPANY, West Chester, Pa.
In Canada: The Wind Turbine Company of Canada, Ltd., Toronto 9.


the *Collins* **KWM-1**
SSB Mobile Transceiver



FIRST Mobile SSB Transceiver — 175 watts PEP input, 14-30 mc. Excellent frequency stability. Use as mobile or fixed station without modification. Break-in CW using VOX circuits, side tone for monitoring CW. Ten 100 kc bands available anywhere in the 14-30 mc range. 6 1/4" H x 14" W x 10" D. Net price\$770.00

Write or see us about trade-ins,
time payment terms.

NORTHWEST ELECTRONICS, INC.
East 730 First Avenue
Spokane, Washington



Taco, world's largest organization devoted solely to the design, development and manufacture of antennas offers top-performing, high quality amateur band antennas. Taco, and only Taco, can offer such values...

5 ELEMENT, 6 METER BEAM

Provides 8 db gain, or multiplies transmitter output 6.3 times. Net price \$12.95

10 ELEMENT, 6 METER BEAM

Provides 11 db gain, or multiplies transmitter output 12.6 times. Net price \$24.50

10 ELEMENT, 2 METER BEAM

Provides 11 db gain with extra-sharp directivity pattern. Net price \$11.50

10 ELEMENT, 1 1/4 METER BEAM

Provides 11 db gain, or multiplies transmitter output 12.6 times. Net price \$ 9.95

WRITE FOR CIRCULAR GIVING COMPLETE TECHNICAL INFORMATION ON THESE BRAND-NEW HAM-BAND ANTENNAS...

TACO Technical Appliance Corp. Sherburne, N.Y. Dept. Q9

In Canada: Hackbusch Electronics, Ltd., Toronto 4, Ont.



MASTER MECHANIC PORTABLE LIGHT PLANTS, PUSH BUTTON START

Item 24
 AC Plant 700 Watts — 115 v. 60 cyc. Powered by a rugged 2.2 hp. easy starting Briggs gas engine. No wiring necessary; just plug in and operate. Plenty of current for receivers, transmitters, antenna motors, emergency lights, etc. which require up to 700 Watts. Ideal for radio amateurs, Civil Defense, trailers and camps. Complete with Voltmeter and built-in winding to charge 6 v. auto batteries.


Item 24. Wt. 75 lbs. Be prepared if war or storms knock out power lines.	\$143.50
800 Watt Plant (Item 44) same as above but with larger engine and greater capacity.	\$169.95
1200 Watt Plant (Item 45) same as Item 24 but with larger generator and engine — 50% greater output up to 25,000 Watts. Write for information.	\$199.50

We make all sizes up to 25,000 Watts. Write for information. Send 10¢ for big 1957 Catalog. Free with order. Prices f.o.b. factory. Money back guarantee. Send check or M.O.

Master Mechanic Mfg. Co., Dept. 15-R, Burlington, Wis.

EASY TO LEARN CODE

It is easy and pleasant to learn or increase speed the modern way — with an **Instructograph Code Teacher**. Excellent for the beginner or advanced student. A quick, practical and dependable method. Available tapes from beginner's alphabet to typical messages on all subjects. Speed range 5 to 40 WPM. Always ready, no QRM, beats having someone send to you.



ENDORSED BY THOUSANDS!

The **Instructograph Code Teacher** literally takes the place of an operator-instructor and enables anyone to learn and master code without further assistance. Thousands of successful operators have "acquired the code" with the **Instructograph System**. Write today for full particulars and convenient rental plans.

INSTRUCTOGRAPH COMPANY
 4709 SHERIDAN ROAD CHICAGO 40, ILLINOIS

"first Colorado" category. Meteor pings and one call identification, but no QSO, resulted from evening skeds with W9KLR. On the Colorado expedition were W7s RUC WMK VMO and VMQ. Antennas available for expedition work on 144 Mc. include two Gonset "Big Berthas."

Speaking of states on 144 Mc., having worked W4AIB, Aiken, S. C., July 13, W3NLY now has all of them east of the Mississippi, which may be a "first" as far as we are able to determine. It wasn't so many years ago that a well-known W5 told your conductor, "We've tried 2 meters here again and again, and it simply doesn't work!" One of these days somebody is going to be W 3/4 S on 144 — and if that can happen, how long will it be before a Grand Slam is made on 2. W9KLR and W8RAY lead the pack with 34 each! Perhaps it's not too early to be thinking about an appropriate trophy.

Notice how large 6 and 2 are beginning to loom in the Field Day picture? W1FVZ says that his club, the Bristol County Radio Association, made 134 contacts on 50 Mc., while two rigs working all lower bands managed only a combined total of 179 more. Many hotshot contest clubs now rely on v.h.f. setups for 200 contacts or more. Not a few of these groups would have scoffed at the idea of including 6 and 2 in a serious contest lineup a few years ago.

Largest 6-meter array? Could be the fixed two-tower structure of W4HHK/4, special IGY project of W4HHK and W4GYS. Two 100-foot towers support a 24-element collinear array facing northwest-southwest. This project was taken on especially for IGY purposes, and the antenna was several months in the building. Paul is running regular 50-Mc. skeds with W1HDQ on 50 Mc., and will welcome other skeds along the line of the big beam. His scatter signal at W1HDQ is good enough for more-or-less routine c.w. QSO's when the band is dead, and when there is sporadic-E about the sig is like nothing we've ever heard on 6. More about this project at the National Convention, and shortly in QST.

V.h.f. enthusiasts within driving range of Syracuse should circle Oct. 12 on their calendars. That's when the big V.h.f. Roundup will be held. If you already circled Oct. 5, the date we gave in a previous mention, please move the circle along a week. Don't know how that 5 got in there! More details next month. Your conductor will be there, this time.

Want meteor-scatter skeds with Rhode Island on 144 Mc.? W1KCS has been a good bet in the past, and now W1AJR is willing to give it a whirl. He has up to 500 watts on c.w. and has been doing very well in aurora work.

Not all v.h.f. newcomers are youngsters, by any means. K8ACC, Richland, Mich., who has worked 41 states on 6 since March 27, writes: "I'm 61, and believe me, the Technician ticket is a godsend to fellows who, like myself, start a bit late in life to master the code at 13 w.p.m." He's working on it still, but enjoying life on 6 meanwhile.

Hint from one of the younger 6-meter enthusiasts to those who yearn for larger section multipliers in v.h.f. contests: "Skeds on 50 Mc. with W4IKK and W4RMU in the June V.H.F. Party paid off in additional multipliers. Both QSO's were completed in under 7 minutes, which was less than expected. Seems that this method of fattening section multipliers should be exploited by more v.h.f. men. A good antenna, high receiver selectivity and the willingness to use a key are all that's needed. We have high power in the works, but all our scatter contacts have been made with 50 watts!" — K2ITP, Riverton, N. J. To which we add, "Amen!" Scatter work on 6 gave W1HDQ 5 sections in the June Party. We had skeds with W4IKK and W4RMU, also, but worked them both before sked time.


The Oklahoma Central 6-Meter Net, club style, was organized July 12, with 32 members. They meet on 50.1 Mc. (that frequency, again!) each Sunday at 2030 CST. A certificate of honorary membership is available to anyone who works and QSLs 6 of the members. Send your list of

(Continued on page 168)

CANADIANS! We have large stocks of nationally advertised Ham parts. Write for **Free catalog**.

THE CRAWFORD RADIO
 VE3YR 119-121 JOHN ST., N. VE3JU
 "Geo" HAMILTON, ONT. "Bill"

AVAILABLE IN STOCK NOW!



75A-4 . . . \$695.00
KWS-1 . . . \$2,095.00



NEW HAMMARLUND HQ-110
RECEIVER. Net \$229.00



THE NEW RME NO. 4350
RECEIVER \$229.00

VISIT "THE ATTIC" YOUR WEST COAST HAM HAVEN

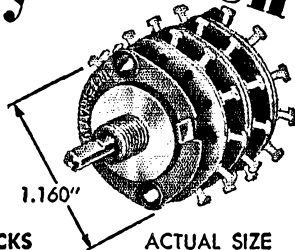
*universal
distributors inc.*

Also available in stock:
Gonset, Elmac, Hallicrafters,
Johnson, National, Morrow
and all other amateur lines.

4642 W. CENTURY BLVD.
INGLEWOOD 2, CALIF.
ORCHARD 4-5740
OREGON 8-5509

NEW series 7000 sub-miniature rotary switch

OFFERING
UP TO TWELVE
POSITIONS
PER DECK
AND THREE DECKS



ACTUAL SIZE

Maximum versatility, 1 to 3 decks, wide range of contact arrangements. Specially impregnated glass melamine wafer. Solder type lugs. Positive indexing.


Write FOR ENGINEERING DATA SHEETS
ON ROTARY SWITCH AND:

1½" Ruggedized Meters; 1" and 1½" Panel
Meters; 1½" VU, Db and Illuminated Meters;
Miniature Multitesters; and Side Indicators.

**international
instruments, inc.**

P.O. BOX 2954, NEW HAVEN 15, CONN.
Cable "INTERINST"

the Collins KWM-1 SSB Mobile Transceiver



FIRST Mobile SSB Transceiver — 175 watts
PEP input, 14-30 mc. Excellent frequency
stability. Use as mobile or fixed station
without modification. Break-in CW using
VOX circuits, side tone for monitoring CW.
Ten 100 kc. bands available anywhere in
the 14-30 mc range. 6¼" H x 14" W x
10" D. Net price\$770.00


Write or see us about trade-ins,
time payment terms.

HARRIS RADIO CORP.

c/o TERRY W9DIA

289 North Main St., Fond du Lac, Wis.

For the Busy Operating Season Ahead . . .



Record keeping can often be tedious. But not with the *ARRL Log Book*. Fully ruled with legible headings it helps make compliance with FCC rules a pleasure. Per book **50¢**

Mobile and portable operational needs are met by the pocket-size log book, the *Minilog*. Designed for utmost convenience and ease **30¢**

First impressions are important. Whether you handle ten or a hundred messages you want to present the addressee with a neat looking radiogram . . . and you can do this by using the *official radiogram form*. 70 blanks per pad **35¢**

If you like to correspond with fellow hams you will find the *ARRL membership stationery* ideal. Adds that final touch to **\$1.00** your letter. Per 100 sheets

and they are available postpaid from . . .

THE AMERICAN RADIO RELAY LEAGUE
West Hartford, Connecticut

In IOWA
Radio Trade Supply
is the place to buy
Collins Equipment



KWS-1 1 kilowatt Transmitter w/Power Supply \$2,095.00
75A-4 SSB Receiver . . . \$ 695.00
KWM-1 SSB Mobile/Fixed Station Transceiver . . . \$ 770.00
and a complete stock of all Collins accessories.
Liberal trade-in allowances. Convenient Time Payment Plan
Write Vince WONTA
RADIO TRADE SUPPLY
1224 Grand Ave., Des Moines, Iowa

Electronic & Communications Engineers

28,800 miles of scatter communications make PAGE the world leader

High-salaried positions are open for communications engineers in our Washington, D. C., office as well as in the Near East, Europe, and the Pacific Area.

Work involves multimillion-dollar telecommunications networks for the U. S. and foreign governments and private industry. For the past 6 years PAGE has pioneered in the design, construction, and installa-

tion of scatter and other advanced radio communications systems on the basis of developmental work done in collaboration with Lincoln Laboratory and the National Bureau of Standards.

To the engineer of top-notch communications experience PAGE offers unique advantages worth your scrutiny.

Write: J. P. GAINES, Personnel Director.

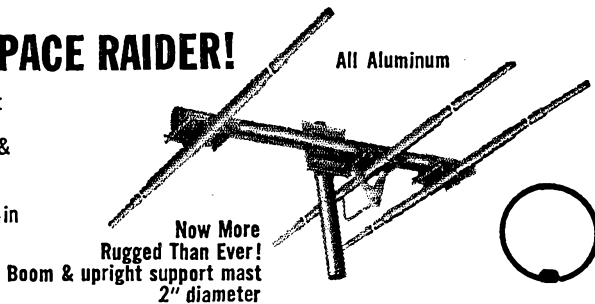
page

Communications Engineers

710-E 14th St., N.W.
Washington 5, D. C.

THE NEW SPACE RAIDER!

New aluminum element support clamps for simple, fast assembly & extremely rugged construction. Plus maximum performance in adverse weather.



Element detail shows exclusive reinforcing rib traversing entire length of each element to add bracing and to insure minimum droop.

Check these prices and gain figures!

	Gain	F/B	Wt.	Ham Net
20 meter—3 element, 1 1/4" dia. tapered to 3/4"	8 db	20db	22 lbs.	\$54.50
15 meter—3 element, 1 1/4" dia. tapered to 1"	8 db	20db	18 lbs.	44.40
15 meter—4 element, 1 1/4" dia. tapered to 1"	9.5db	30db	26 lbs.	54.50
10 meter—3 element, 1 1/4" dia. tapered to 1"	8 db	20db	15 lbs.	34.50
10 meter—4 element, 1 1/4" dia. tapered to 1"	9.5db	30db	20 lbs.	44.50
6 meter—6 element, 1" dia.	11.5db	30db	16 lbs.	39.50

SPACE RAIDER BEAMS COME COMPLETE!

Each beam pre-tuned. Beams have built-in pre-resonated matching section and special corrosion resistant hardware. Space Raider beams are easily assembled in minimum time. No special tools. No soldering. Coaxial fitting is built into matching unit. SWR is unit in middle of the band and less than 1.5:1 at band edges.

Order now from your ham distributor
Free literature available



Full size beams for full size performance

Mfr. by NATIONAL WIRE & CABLE CORP. / Antenna Division / 136 San Fernando Rd., Los Angeles, Calif.

BANDPASS CRYSTAL FILTERS

New, improved models of both i.f. filters used in W1DX's receiver. (January QST and 1957 Handbook)
Postpaid anywhere upon receipt of check or M.O. **\$44.50**
Specify Model 2215KA for phone
Model 2215KB for C.W.

HYCON EASTERN INC., Dept. Q9 75 Cambridge Pkwy. Cambridge 42, Mass.

ELECTRONICS • RADIO • 36 Years of Successful
RADAR • TELEVISION • Training in Electronics

COMMERCIAL RADIO INSTITUTE

Approved by Maryland Board of Education

38 West Biddle St. Baltimore 1, Md.

Write for Free Catalog • Tel. LE 9-3342


In your shack . . . in spare time . . .

START YOUR OWN BUSINESS


...in commercial mobile-radio maintenance!

Commercial MOBILE RADIO is bursting its seams . . . these rigs require first-rate maintenance . . . pay first-rate money . . . usually on a term-contract basis! GET STARTED while it's NEW!

These Lampkin meters in your shack will mean money in your pocket!



105-B MICROMETER METER.
Price \$220.00 net.



205-A MODULATION METER.
Price \$240.00 net.

It's a natural for hams—so write for free booklet "HOW TO MAKE MONEY IN MOBILE-RADIO MAINTENANCE".



TIME PAYMENT PLAN NOW AVAILABLE!

LAMPKIN LABORATORIES, INC.
Mfg. DIVISION, BRADENTON, FLA.

At no obligation to me, please send

Free Booklet Technical data on Lampkin meters

Name _____
Address _____
City _____ State _____

LAMPKIN LABORATORIES, INC. BRADENTON, FLORIDA

Make RADIO EQUIPMENT CO.

YOUR SOURCE FOR *Collins* EQUIPMENT

We have the complete line of world famous Collins Amateur equipment, outstanding for SSB, AM or CW operation. And, we carry all Collins accessory items in stock. Write, call or come in for more information on whatever you need.

Collins KWS-1 SSB Transmitter,
Net Price \$2,095.00
Collins 75A-4 SSB Receiver,
Net Price 695.00
Collins KWM-1 SSB Mobile Trans-
ceiver, Net Price 770.00







RADIO EQUIPMENT COMPANY, INC.
480 Skain Avenue
Lexington, Kentucky

6 stations worked (their cards not needed) to Lee Whitaker, W5CZA, 3001 NW 30, Oklahoma City.

Ask any Novice how things go above 145 Mc., and he'll tell you about the DX enthusiasts who never tune above 144.2 Mc. But low power can work out in the Novice band, with a little cooperation. KN4LRV, Valley Station, Ky., worked 7 states and 5 call areas before tackling the General Class exam. His Communicator was helped along by a 32-element array, but he says the big factor was cooperation from W4HJQ and W4MKJ in steering the DX his way. Let's not forget the boys above 145 Mc.!

2-Meter Standings

U. S.			U. S.				
States	Areas	Miles	States	Areas	Miles		
W1REZ	24	7	1175	W6NLZ	6	3	2540
W1FZJ	21	6	1120	W6WSQ	5	3	1380
W1RFU	20	7	1150	W6DNG	5	3	660
W1HDQ	20	6	1020	W6AJF	5	2	640
W1AJR	19	6	810	W6BRZ	4	2	360
W1KCS	19	6	1080	W6PJA	4	3	1390
W1AZK	18	6	850	W6ZL	3	2	1400
W1IZY	17	6	750	W6AJF	3	2	640
W1UZZ	17	5	680	W6BAZ	3	2	400
W1BCJ	16	5	650	W6MMU	3	3	388
W1KHL	16	5	540	W6OJL	3	2	365
W1MNN	15	6	800	W6LSB	2	2	360
W1AFO	15	5	810				
W2NLY	30	8	1380	W7VMP	7	5	1280
W2ORI	29	8	1075	W7LEE	6	3	1020
W2CXY	28	8	1140	W7LHL	4	2	1050
W2AZL	25	8	1050	W7JU	4	2	353
W2BLV	23	7	1020	W7ZJP	3	2	240
W2DWJ	21	6	720	W7JUU	2	2	140
W2OPC	20	6	870				
W2AMJ	20	6	960	W8KAY	34	8	1020
K2CEH	20	7	910	W8VXK	30	8	1200
W2PAU	20	6	800	W8RMB	27	8	800
W2CBB	20	6	740	W8SRW	27	8	850
W2UTH	19	7	880	W8SFG	26	7	850
W2AZP	19	7	650	W8PT	25	8	985
K2LXP	19	4	925	W8ILC	25	8	800
W2RGV	19	6	720	W8LPD	25	8	750
W2KIR	19	6	---	W8DQ	25	8	720
K2LEJ	19	6	785	W8LOP	24	8	700
W2AOC	18	6	660	W8WRN	23	8	680
W2LHI	18	7	620	W8BAX	23	8	675
W2RXG	17	6	675	W8BAX	23	8	675
W2SHT	16	6	650	W8SVL	22	8	725
W2PCQ	16	5	650	W8JWV	22	8	710
				W8P2	21	8	800
W3BGT	28	8	740	W8ZCV	17	7	970
W3RUE	24	8	850	W8RWW	17	7	630
W3IBH	23	7	850	W8LCY	17	7	610
W3GKP	23	6	800				
W3TDF	22	6	880	W9KLR	34	8	950
W3FPH	21	8	---	W9WOK	28	8	800
W3KCA	21	7	---	W9FVJ	26	8	850
W3LZD	20	7	---	W9ZHL	25	8	760
W3KWL	19	7	740	W9EQC	25	8	820
W3NKM	19	8	680	W9GAB	24	7	1100
W3YHI	19	6	800	W9BFX	24	7	725
W3BNC	18	7	750	W9BVP	23	7	1000
W3LNA	16	7	720	W9UCX	22	8	750
				W9UED	22	7	960
W4HJQ	30	8	825	W9AAG	32	7	850
W4HLK	29	9	1280	W9RPS	21	7	690
W4AO	23	7	950	W9MUD	19	6	640
W4JCT	22	6	860	W9RSM	19	6	---
W4UMF	21	6	720	W9LF	19	6	---
W4DWL	20	6	675	W9ALU	18	7	800
W4MKJ	20	8	725	W9JGA	18	6	720
W4OLK	19	6	720	W9MBL	16	7	660
W4LTU	18	7	1080	W9JYI	15	7	360
W4JFV	18	7	830	W9LBE	15	6	780
W4IKZ	18	6	720	W9DSP	15	6	760
W4VIA	17	7	825	W9DDG	16	6	700
W4WNH	17	7	750				
W4TLV	16	7	1000	W0EIM	27	8	1175
W4CLY	15	5	720	W0IHD	26	7	870
W4ZHU	14	5	800	W0GUD	25	7	1065
W4WCB	14	5	---	W0INI	19	6	830
W4TCR	14	5	720	W0UOP	18	6	---
W4SOP	13	5	680	W0ONG	17	6	1000
W4CPZ	12	5	650	W0BNJ	16	6	1000
W4UDQ	11	5	850	W0ISQ	14	6	750
W4MDA	11	5	64	W0IFS	14	5	---
W4GIS	9	2	335	W0OAC	14	5	725
				W0MVG	13	5	700
W5RCT	23	7	950	W0TJF	13	4	---
W5DFU	20	7	1225	W0ZJB	11	4	650
W5AJG	18	7	1280				
W5HEH	15	7	830	VE3DIR	26	8	915
W5MWW	14	5	700	VE3AIR	25	8	910
W5FSC	12	5	1390	VE3BQN	17	7	790
W5ABN	12	5	780	VE3DER	16	7	820
W5QNL	10	5	1400	VE3BPJ	12	6	715
W5CIV	10	5	1180	VE2AOK	12	5	550
W5SWV	10	3	600	VE3AQQ	11	7	800
W5ML	9	3	700	VE1QY	11	4	900
W5NDE	8	3	520	VE7FJ	2	1	365
W5PZ	8	3	500				
W5FEK	5	2	580				
W5VY	7	3	1200	KH6UK	1	2	2540

 <p>won't take a set...</p>	<p>excellent insulation</p> 	 <p>won't corrode...</p>
<p>high impact and flexural strength...</p> 	<p>light weight</p> 	<p>shorter resonant length...</p> 

PAT. APPLIED FOR
Shakespeare WONDEROD

Fiberglass Whip Antenna

- made by the pioneer manufacturer of fiberglass fishing rods
- industrial applications solicited
- standard whips—54" to 60", \$5.75
61" to 90", \$6.95

base extensions with .500" dia. —
18", \$4.80; 27", \$5.48; 36", \$5.82
¾" — 24 thd. base fittings
— prices amateur net

COLUMBIA PRODUCTS CO.
Subsidiary of Shakespeare Co.
P. O. BOX 5207, COLUMBIA, S. C.

We've got the Hy-Gain line!

**IMMEDIATE
DELIVERY...**

*Stan
Burghardt*
WØBJV



10% DOWN — EASY TERMS

We've listed the full Amateur Net prices — but remember any of this quality Hy-Gain gear can be yours for just 10% down and easy terms!

HY-GAIN "TRI-BANDERS"—Here are the beams preferred by Hams everywhere! Adjustable, weather-proof trap circuit. Rated at full KW. Excellent match to single 52-ohm coaxial line on 10, 15, and 20 meters — less than 1.65 to 1 SWR. Really rugged construction.

MODEL 152-T1 — 1 ELEMENT — Single, 3-band dipole. Rotate or leave in fixed position. 28 ft. in length. Weight: 10 lbs.....\$39.95 Amateur Net

MODEL 152-T2 — 2 ELEMENT — 5.8 db gain — only 6 ft. long. With separate 10 meter reflector. Weight: 36 lbs.....\$69.50 Amateur Net

MODEL 152-T3 — 3 ELEMENT — Most gain per dollar! 18 ft. boom — 29 ft. element. With separate 10 meter reflector. Weight: 58 lbs.....\$99.75 Amateur Net

MODEL AD-1 — Additional 10 meter director element for increased power on the 152-T3.....\$14.95 Amateur Net

MODEL 152-T5 — 5 ELEMENT — 12 db gain! Deluxe array. 36 ft. boom. Weight: 96 lbs.....\$395.00 Amateur Net

HY-GAIN STANDARD SINGLE-BAND BEAMS — Here's a group of well-designed, really rugged beams at real economy prices. Pre-tuned for best performance and excellent impedance match.

Model	Band	Elements	Gain	Price
25	2	5	10.5 db	\$ 7.95
210	2	10	12.0 db	9.95
65	6	5	10.5 db	14.95
103	10	3	8.5 db	19.95
153	15	3	8.5 db	29.95
203	20	3	8.5 db	49.95

HY-GAIN AUTOMATIC-TRAP VERTICALS — Automatic selection of 10, 15, 20 and 40 meters. Calibrated base loading coil available to extend coverage to 80 and 160 meters. Weather-proof, adjustable "Insu-Traps." Maintains low SWR across all bands. Only 21 ft. high.

MODEL 40-AV — 40 through 10 meters.....\$27.95 Amateur Net

MODEL 80-AV — 80 through 10 meters..... 29.95 Amateur Net

MODEL 160-AV — 160 through 10 meters 32.95

- ✓ TERRIFIC TRADE-INS
- ✓ 10% DOWN—EASY TERMS
- ✓ SPEEDY DELIVERY
- ✓ PERSONAL ATTENTION

BIG NEW CATALOG — The most up-to-date presentation of amateur equipment available. Chock full of gear and accessories. Write for your free copy today!



Burghardt
RADIO SUPPLY

Satisfaction Guaranteed
or your money refunded after 10 day trial

P.O. Box 746, Watertown, So. Dakota • Phone 5749

HAM-ADS

(1) Advertising shall pertain to radio and shall be of nature of interest to radio amateurs or experimenters in their pursuit of the art.

(2) No display of any character will be accepted, nor can any special typographical arrangement, such as all or part capital letters be used which would tend to make one advertisement stand out from the others. No Box Reply Service can be maintained in these columns nor may commercial type copy be signed solely with amateur call letters.

(3) The Ham-Ad rate is 30¢ per word, except as noted in paragraph (6) below.

(4) Remittance in full must accompany copy, since Ham-Ads are not carried on our books. No cash or contract discount or agency commission will be allowed.

(5) Closing date for Ham-Ads is the 20th of the second month preceding publication date.

(6) A special rate of 7¢ per word will apply to advertising which, in our judgment, is obviously non-commercial in nature. Thus, advertising of bona fide surplus equipment owned, used and for sale by an individual or apparatus offered for exchange or advertising inquiring for special equipment, taken at 7¢ rate. An attempt to deal in apparatus in quantity for profit, even if by an individual, is commercial and all advertising so classified takes the 30¢ rate. Provisions of paragraphs (1), (2) and (5), apply to all advertising in this column regardless of which rate may apply.

(7) Because error is more easily avoided, it is requested signature and address be printed plainly. Typewritten copy preferred but handwritten signature must accompany all authorized insertions.

(8) No advertiser may use more than 100 words in any one issue nor more than one ad in one issue.

Having made no investigation of the advertisers in the classified columns except those obviously commercial in character, the publishers of QST are unable to vouch for their integrity or for the grade or character of the products or services advertised.

QUARTZ—Direct importers from Brazil of best quality pure quartz suitable for making piezo-electric crystals. Diamond Drill Carbon Co., 248 Madison Ave., New York City 16.

MOTOROLA used FM communication equipment bought and sold. W&CO, Ralph Hicks, 204 E. Fairview, Tulsa, Okla.

WANTED Cash or trade, fixed frequency receivers 28/42 Mc. W01V, Troy, N. Y.

MICHIGAN Hamel Amateur supplies, standard brands. Store hours 0830 to 1030 Monday through Saturday. Roy J. Purchase, W8RP, Purchase Radio Supply, 327 E. Hoover St., Ann Arbor, Michigan. Tel. NOrmandy 8-8262.

WANTED: Early wireless gear, books, magazines, catalogs before 1922. Send description and prices. W6GH, 1010 Monte Dr., Santa Barbara, Calif.

WANTED: All types aircraft & ground transmitters, receivers ART-13, RT18/ARC1, R5/ARN7, BC610E, ARN6, BC788C, ARC3, BC342. Highest prices possible paid. Dames, W2KUW, 308 Hickory St., Arlington, N. J.

ATTENTION Mobilair's Leeco-Neville 6 volt 100 amp. system alternator, regulator & rectifier, \$45.00. Also Leeco-Neville 12-volt 100 amp. system, alternator, regulator & rectifier, \$85.00. Good condition. H. A. Zimmerman Jr., K2PAT, 115 Willow St., Brooklyn 1, N. Y. Ulster 2-3472.

CASH for your gear. We buy as well as sell. Write for cash offer or trade. We stock Elmac, Gosnet, Hallicrafters, Hammarlund, Johnson, Lyaco Master Mobile, Morrow, National and other ham gear. H & E Electronic Supply, Inc., 506 Kishwaukee St., Rockford, Ill.

WANTED: Receiver R5/ARN7, MN-62A transceivers, RT18/ARC-1, AN/ARC-3, BC-788C, 1-152C, Collins, Bendix equipment, test sets, dynamometers, inverters. We pay highest prices. Advise quantity condition, price in first letter. Aircraft Radio Industries, Inc., 15 East 40th St., New York City. Tel. LEXington 2-6254.

DX'ERS Notice! Save money? Save Time? Free info. DX QSL Coop, Box 5938, Kansas City 11, Mo.

MULTI-BAND Antenna, 80-40-20-15-10, \$19.95. Patented. Send stamp for information. Lattin Radio Laboratories, Owensboro, Ky.

SAN FRANCISCO and vicinity. Communication receivers repaired and realigned. Guaranteed work. Factory methods. Special problems invited any electronic supply. Associated Electronics, 58 South P St., Livermore, Calif. W6KF, Skipper.

RECEIVERS: Repaired and aligned by competent engineers, using factory standard instruments. Authorized Factory Service Station for Collins, Hallicrafters, Hammarlund, National. Our twenty-first year. Douglas Instrument Laboratory, 176 Norfolk Ave., Boston 19, Mass.

VACATIONS. Ham with my equipment, modern housekeeping cabins, American plan. Big McKenzie Lake, Spooner, Wis. Tony Martorano, W4ZC.

SCHEMATIC diagrams ARC-5 80-40 meter rcvrs and xmitters, 25¢ each or trade. S. Consalvo, 4905 Roanne Drive, Washington 21, D. C.

RADIO magazines. Buy, sell or trade. Bob Farmer, Plainville, Texas.

HALLICRAFTERS. Central Electronics ham gear—others. Swartzlander Radio Limited. Fremont, Ohio. Call Jerry, W8EPI or write.

WANTED: BC-221, BC-348, BC-312, BC-342, BC-610-E, ARN-7, BC-788, ARN-6, APR-4, ARC-1, ARC-3, ART-13. All types surplus or amateur transmitters, receivers, test equipment taken in trade for New Johnson Viking Ranger, Facemaker, Valiant, Hallicrafters, Hammarlund, National, B&W, Gosnet, Elmac, Telrex, Fisher Hi-Fi, etc. Write Tom, W1AFN, Alltronics-Howard Co., Box 19, Boston 1, Mass. Tel. Richmond 2-0048. Store: 60 Spring St., Newport, R. I.

QSL'S: SWLS: Finest and largest variety Samples 25¢ (refunded). Callbooks (Fall), \$4.50. "Rus" Sakkers, W8DED, P.O. Box 218, Holland, Mich.

DELUXE QSL—Petty, W2HAZ, Box 27, Trenton, N. J. Samples 10¢

QSL "Brownie," W3CJI, 3110 Lehigh, Allentown, Penna. Samples 10¢; with catalogue, 25¢.

QSL-SWLS. Now printing for a third generation YL ham! Samples 10¢. C. Fritz, 1213 Briargate, Joliet, Ill.

QSL-SWLS. Samples 10¢. Malgo Press, 1937 Glendale Ave., Toledo 14, Ohio.

QSL-SWLS. 100, \$2.85 up. Samples 10¢. Griffith, W3FSW, 1042 Pine Heights Ave., Baltimore, Md.

WLS. Twenty exclusive designs in 3 colors. Rush \$3 for 100 or \$5 for 200 and get surprise of your life. 48 hour service. Satisfaction guaranteed. Constantine Press, Bladensburg, Md.

QSL Samples. Dime, refundable. Roy Gale, W1BD, Box 154, Waterford, Conn.

QSL. Neat, Attractive. Samples 10¢. Woody's. Box 164, Asher Sta., Little Rock, Ark.

QSL. Taprint, Union, Mass.

QSL. Samples 10¢. H. J. Snyder, 398 Washington, Peru, Ind.

QSL. Sharp! 200 one color, glossy, \$4.75; Multi-color samples dime. K9DAS QSL Factory, Edward Green & Sons, Box 197, Frankfort, Ind.

QSL Glossy, two colors, samples 10¢ (refunded). 200 cards \$3.75. WIGKH Press, Candlevier Ridge, Danbury 18, Conn.

QSL. Reasonable. 3 Week Delivery. Samples dime (coin). Dick, K6GJM, Box 294, Temple City, Calif.

QSL samples, dime. Gay Krenz, Fall Creek, Wis.

QSL. Reasonable. Nice designs. Samples free. Stan, W2DJH, 19 Elm St., Warrensburg, N. Y.

QSL-SWLS. Samples dime. Refundable. Bob Cushing, W1HOU, 43 Ashland St., Manchester, N. H.

QSL-SWLS. Samples free. Bartinoski, W2CVE Press, Williamstown, N. J.

QSL. Samples, dime. Printer, Corwith, Iowa.

QSL—All kinds and prices. Samples 10¢, fast service. DX Card Co., Kulik St., Clifton, N. J. Tel. GR 3-4779.

DIFFERENT! "Angi" Call! QSL; 2 sides, glossies: \$2.45. Radoprint, Ojai, Calif.

QSL: Cartoons, colors, something different. Samples 15¢. Chris, W9PPA, 365 Terra Costa, Crystal Lake, Ill.

CREATIVE QSL and SWL Cards. Are you proud of your card? If not, let us print your next order. Write for free samples and booklet. Personal attention given to all requests. Bob Wilkins, Jr. KN6ZMT, Creative Printing, P.O. Box 1004-C, Atascadero, Calif.

QSL Special Free Sample. Nat Stinnette, W4AYV, P. O. Box 155, Umatilla, Fla.

QSL-SWLS. High quality. Reasonable prices. Samples. Bob Teachout, W1FSV, 204 Adams St., Rutland, Vt.

QSL. Reasonable, nice designs. Samples free. Stan, W2DJH, 19 Elm, Warrensburg, N. Y.

QSL. SWL's, VHF's, XVI-OM's. (Sample assortment approximately 94¢.) Covering designing, planning, printing, arranging, mailing, eye-catching, comic, satiate, fatahulous, DX-attracting, prototypical, snazzy, unparagoned, caris, Rogers, K9AAB, 737 Lincoln Ave., St. Paul 5, Minn. Also glamorous, pulsating (Wow!)

QSL. California only. Samples 10¢. Dauph, K6JCN, Box 66009, Mar Vista 60, Calif.

QSL! Shack accessories! Brochure free. WAT, Box 128, Brecksville, Ohio.

QSL of distinction! Three colors and up. 10¢ brings you samples of distinction. Uncle Fred, Meshoppen, Pa.

SEND \$3.00 for 200 2-color QSL-SWLS. Fast service. Samples 25¢. Bolles, W5OWC, Box 9007, Austin 17, Texas.

RUBBER Stamps for QSL, sample impressions. W9UNY, C. W. Hamm, 542 North 93rd St., Milwaukee, Wis.

QSL. SWL's, 1¢ each, samples 10 cents. Kusprint, Box 7507, Kansas City 16, Mo.

QSL. Glossy, Quality, Reasonable. Nick, W1HLF, 236 Highland Street, Hamilton, Mass.

QSL. Samples, Eddie Scott. W3CSX, Fairplay, Md.

QSL. SWLS. Samples free. Backus, 703 Cumberland St., Richmond, Va.

QSL. Glossy. Samples 10¢. W1OLU Press, 30 Magoun, Medford, Mass.

FOR Sale: Collins 30K1 400 watt transmitter, like new condx. W8VYE, Orville Wood, Camden, Ohio. Tel. 243.

ETCHED—Circuit material, supplies, instructions, free catalog. Etched circuits! P.O. Box 2582, South Bend 14, Ind.

JOHNSON Viking Ranger. Used very little. Push-to-talk. Reasonable. W2BAA, Flushing, N. Y. Tel. 9-4009.

ATTENTION Communicator owners! Illuminated "S" meters that just plug in to attach. No disassembly of communicator required. Also new and used Communicators, Linear Amplifiers, V.F.O.'s, and all types of mobile gear. Graham Company Bob, W1KTJ, Stoneham, Mass.

CASH Paid! Sell your surplus electronic tubes. Want unused, clean transmitting, special purpose, receiving, TV types, magnetrons, klystrons, broadcast, etc. Also want military, and commercial lab test and communications gear. We swap, too, for tubes or choice equipment. Send specific details in first letter. For a fair deal write, wire or telephone: Barry Electronics, 512 Broadway, New York 12, N. Y. Tel. Walker 5-7000

WANTED: Used receivers and transmitters. Will pay cash or trade, 10% down with up to 24 months to pay. In stock: New 75A's KWS-1a, KWM-1, SSB mobile transceiver, Johnson, B&W National, Hallcrafters, Elmec, Hammarlund, Gonset, Central Electronics, Mosley, Hi-Gain and Gotham Beams. Write for list of bargains in reconditioned receivers and transmitters with new guarantee. Shipped on approval. Write Ken, W0ZCN, or Glen, W0ZKD for your best deal. Ken-Elis Radio Supply Co., 428 Central Ave., Ft. Dodge, Iowa.

WANTED: Highest prices paid for ART-13, ARC-1, BC788, BC610, BC348, ARC-3, BC312, BC342 and other military or aeronautical surplus. Name your price. We pay freight and C.O.D. James S. Spivey, Inc., 4908 Hampden Lane, Bethesda, Md.

WANTED: ARC-3, ARC-1, ART-13, BC-312, BC-342, BC-610, BC-788 and other surplus. Advise what you have and price. W4VHG, Box 5878, Bethesda, Md.

STUDY at home for Commercial radio licenses. Very reasonable fee. Free sample lesson. Write Radio License Aids, Box 159, Buzzards Bay, Mass.

SALE: VHF Climaster, Model 62T10, 2, 6 and 10 meter xmitter, 200W, A1 and 160W, A4; 4X150K final, p. 135, Nov. 1956 037; Gonset Communicator, 2 meter, Eldico electronic key, Mod. BE 2, Tom Moody, WAHJQ, Glendale, Ky.

SEND for this month's stand-out listings of Reconditioned Equipment. Also request our new "1957" Amateur Catalog. We feature all leading brands and promise you an attractive deal always regardless of your needs or budget. Check our offer first. We deal quickly, easily and always on a personal basis. Stan Burghardt, W9BJV, Burghardt Radio Supply, Watertown, S. Dak.

TECHNICAL Manuals TM11-273, 120 pages covering BC-312 receivers and BC-312 transmitters. \$2.00. 1D-60/AF-10 Panadaptor manuals, \$2.75. Both postpaid in U.S.A. Electronics, Bronxville, N. Y.

"PIG-IN-A-Poke"? Not if you visit Ham Headquarters, USA, and take your choice from the hundreds of "Like New" bargains in the world-famous Harrison Trade-In Center! (See photographs, p. 137, March (QST) and p. 133 April (QST)). Greater values, because tremendous turnover means lower overhead! Terms: Trades BCNU, Bill Harrison, W2AVA, 225 Greenwich St., New York City.

SSB Transformers, newly manufactured for 10A, 10B, 20A and W2EWL, exciter, \$1.45 per set of three, postpaid USA. Electronics Associated, P. O. Box 206, Montclair, N. J.

FOR Sale: following new items: 1.87 Kw and 9.3 Ka 120V 60 cycle 1800 rpm generator, with exciter; 6 tube farm radio less battery, six 5VCT 30A 20 KC insulation fil. xfrm; also: prop pitch motor 50 ft. 8 PC 1 1/4" alum. masts, miscellaneous smittg tubes and meters, BC-458, 6V dual Vihrapack, 500V DC, W2PUK, Glen Ridge, N. J.

SHAW Electronic Supply has new and used ham gear. Clyde, W9KLF, Darling at Gale, Angola, Ind.

CODE Course Supreme, on magnetic recording tape. Results guaranteed. Novice tape, basic instruction, practice material to 8 WPM, \$5.95; advanced tape - practice material 9 to 18 WPM, \$4.95; Combined, \$9.95, 7" dual track, 3/4 IPS. Tapedcode, Box 31-E, Langhorne, Penna.

WANTED: Jennings variable condenser and bargain in HT33 or similar linear bargain, W6KDR, 904 N. Dickel, Anaheim, Calif.

FOR Sale: BC221-AA with 110V built-in supply and original calibration book; \$85; BC1004 receiver and supply. Best offer over \$175. WZOL, Fayetteville, N. Y.

DELTA-TENNA ground planes, commercial quality 2 mtr., \$19.95, 6 mtr., \$24.95, 10 mtr., \$29.95. Also cut to any commercial frequency 450-20 Mc. Western Gear, Dept. Q, 132 W. Colorado, Pasadena, Calif.

SELL pair AX-4-125A's new, \$15; pair 4-250A's new, \$16; 3-32A's, 75¢ each; 813, 35; 829B, 35; 9001, 9002, 9003 each, \$3; TMS50 variable condenser new, \$1.50; Vibropex bug, \$3; Johnson SWR bridge 52 ohm, new, \$5; power transformers, audio and choked. Write for list. W. Steckel, W3QEW, 2215 Riverside Dr., Scranton, Penna.

GONSET G66 receiver with power supply, 12 volt-115. Complete, \$175. In new condition, 310B band-switching Collins exciter, completely TVI suppressed, \$150. J. E. Shutt, W4JBN, Sturgis, Ky.

FOR Sale: Hallcrafters SX28A receiver, all new tubes, realigned and calibrated w/manual, \$125; Heathkit SG-8 signal generator with manual, \$15; Precision signal marking generator Series E200C 90 Kcs-200 Mc., \$45. John Salsgiver, W1RMI, 88 Lawson Rd., Egypt, Mass. Phone SCituate 1036-W.

FOR Sale: Complete 10 meter mobile rig for 6 volt automobile, incl. Stancor SF-203 xmitter, Palco 500v, 200 Ma. Vibrapack, Gonset 10-1 converter, complete Master Mount antenna, all working, with tubes, vibrator, \$45. J. Bullock, W4GAP/2.

REGENCY ATC-1 for sale: Won in recent contest, in perfect condx. Best offer over \$68 takes it. E. Jones, KN9HQX, Rt. 2, Excelsior Springs, Mo.

SELL BC610E, complete with BC614E speech amplifier, tuning units and coils 80, 40, 20, 10 meters, plus spare tubes. Clean and original condition. Instruction manual. \$350. Will not ship. W9GHK, RR 4, Bloomington, Ind.

SELL Collins 75A used only a few hours. Like new condx, \$525; Collins 32V in perfect condx, new VFO, \$360; B&W 51SB with adaptor, new, \$220. W2JRV, Bob Collins, J3 McKinley Ave., Westwood, N. J.

WANTED: January 1948 issue of QST. Needed to complete my back copy file. Don Meserve, W0WYK.

LAST Offer: Collins J2V3 and B&W low pass filter, \$450 F.o.b. Clifton, N. J. Alfred Bein, K2BWQ, 26 Lenox Ave., Clifton, N. J.

SELL: Adventurer, in perfect condx, with xtal and key; \$35. David Dahan, K2TTA, 80-56 Grenfell St., Kew Gardens 15, N. Y.

NATIONAL NC-173 receiver with speaker: \$100. F.o.b. Pierre, So. Dak. Cecil Ice, 1104 E. Dakota Avenue.

FOR Purchase: S53A, year old, \$60. Write: Louis Beshara, 5555 Stuber, Canton, Ohio.

WANTED: DX-100, also receiver. Only best deals considered. W8QKU, 2748 Meade St., Detroit 12, Mich.

VIKING II, Johnson V.F.O., like new, \$195. Also inquire about many other articles for sale or trade. E. T. Holbrook, W4DND, General Delivery, Warner Robins, Ga.

SIDE BAND and High Power operators: End antenna relay problems with our vacuum coaxial relay. Send for dope sheet. South Bay Electronics, 3125 Barney, Menlo Park, Calif.

WANTED: Automatic tape transmission equipment, Kleinschmidt, Boehme or similar. Perforator, keyer, puller etc. in gud condx. Write giving details and price. Huntley, W6RNC, 972 Grizzly Peak Blvd., Berkeley 8, Calif.

NEW Peerless 650 watt Multi-Match modulation transformer, \$55; pair of Eimac 250TH's, new, \$11 each. Ship anywhere collect. W6-V7B, Wehe, 16080 Cambrian Drive, San Leandro, Calif.

FOR Sale: Johnson Viking I with TVI kit, B&W low pass filter and 52 ohm coaxial relay: \$140 F.o.b. South Bend, Ind. Robert Kasa, 821 - 24th St., South Bend 15, Ind.

SALE: Collins 75A3 speaker, filter Ranger transmitter (factory wired and tested); DX-100 transmitter (new); Johnson Matchbox, excellent condition. H.L. Corson, 1308 Wright, Richland, Wash. W7YLV.

WANTED: BC779 or HQ120X, Particulars and price. California only. CWO Wist L. Clarke, KA5CL/WVEDG, USN, FASRon 120, Navy 955, c/o FPFO San Francisco, Calif.

SELL: SX-99, Heath V-F-I, Globe Scout 65B factory wired; JT-30 microphone and Winter 1956 Call Book, \$200. Only used for six months. KIAMN, 26 Yorktown Rd., East Greenwich, R. I.

CLOSED Circuit TV camera kit, complete with Vidicon and 1.9 lens, \$395. For details write J. P. Morgan, W5LQR, P. O. Box 10561, Dallas 7, Texas.

FOR Sale: Westinghouse Dynamotor, 600V, 175 Ma. outp. 6V inp. \$15. W9DGV, 711-44th St., Rock Island, Ill.

FOR Sale: TV FS meter, 488 Simpson, like new, plus Channel 48 coil; one B114 and B175 Lyco portable mobile transmitter. Ed Zibulka, W8AWK, 6620 Rye, Cincinnati 27, Ohio.

FOR Sale: Viking II, factory wired and tested and VFO, exc. condx, \$240; Will trade Speed Grafex 4 x 5, hardly used, 4.7 optar lens with film pack adapter, flash gun, 8 cut film holders for linear amplifier (Lakeshore or Central). J. Chooljian, K2KRF, 530 Palisade Ave., West New York, N. J.

NC-98 Rcvr. Brand new condition, spotless and not a scratch, with new set Sylvania tubes, original carton and instruction book. Try it before you buy it. 90 day guarantee. Locals only. Cash only, \$95. George M. Clark, W2JBL, 123 Davis Avenue, Hackensack, N. J.

MOBILE Station: Gonset Super-Six, \$32.50; James C-1050 mobile power supply, \$32.50; Master Mobile all-band antenna, new, \$25; Elmec AF-67, \$135; K6SGD/KG6, Lawrence B. Loughran, Navy 926 Box 134 c/o F.P.O. San Francisco, Calif.

WANTED: HRO coils, G-180-430 Kc, H 100-200 Kc, J50-100 Kc, A 21 Mgc, AD 50 Mgc, MRR2 table rack. Wells Chapin, W2DUD, 317 Southfield Dr., Fayetteville, N. Y.

FOR Sale: B&W 5100 transmitter, very little used, absolutely perfect; B&W low pass filter; B&W "TR" switch; B&W antenna change-over coax switch, Bud 100 Kc calibrator. All for \$350. Will pay shipment. C. Judd, W2LZW.

SELL: HRO-M all coils and 100-watt converted to Ham band radiotelephone. Sacrifice both: \$170. C. Van Demburgh, Byrdton, Va.

FOR Sale: Globe King 400-B, 20-40 mtr. coils; Hallcrafters HT-18 VFO, in gud condx, both for \$275. W5KNZ, 302 Tophill Rd., San Antonio, Texas. TA 4-3764.

WANT: General Coverage Ham receiver about \$50 limit. K. Streed, 3344 Beard Ave., N., Minneapolis 22, Minn.

SELL: Hallcrafters S-85, \$90; Heathkit AT-1, \$25; and AC-1, \$5; all in excellent condx. Cal Swanson, 924 Hurst View, Duarte, Calif.

PERFECT DX100, \$200; perfect HQ-129X, \$175. Having to part with this excellent 160 thru 10 meter rig for college expenses. W5-EYH, J. K. Kincaid, Box 25, Sabinal, Texas.

SELL: Harvey-Wells VFO, \$25; 3650V, 450 Mil. power xfrm, Universal 15 watt mod. xfrm, Blue Racer model bug, Heathkit grid dip meter (hand calibrated/c coils); crystals, 75¢; other xfrms and odd parts. WIZQP, 65 Suffolk St., Worcester, Mass, PL-7-1874.

SELL: Model 26 teleprinter, \$85; Heathkit GDO kit, \$17; VFO kit, \$17; ASB-5 rcvr, \$13, new; Teletype equipment, write for list. Ray Disbrow, Hazel, N. J.

TRAVELLING Engineer needs CW "Suitcase" transceiver. Any suggestions appreciated. Schultz, W2EEY, 1829 Cornelia, Ridgewood 27, Brooklyn, N. Y.

FOR Sale: WRL Tri-bander, used, \$55; WRL Tri-bander, new, \$75; Workshop 20 meter 3-el. beam, new, \$95; VHF 152A, \$50; 2 Vocaline Model JRC 400 transceivers, new, with GP5-50 antenna, \$130; Simpson field strength meter, \$50; Knight 50 watt e.w. xmitter; wired, tested, never used, \$40; Morrow 3BR1 converter, \$35; Sonar SR9 2 meter rcvr, \$50; Eldico keyer, \$25; Carter Gen-E-Motor power supply, control panel and cabling for Harvey-Wells or other mobile xmitter, \$50; Jones Micro-Match MM1, \$15; Intercom, \$10. All items in excellent condition. K5JLP, Box 808, Duncan, Okla.

SELL: Globe Chief 90, like new, \$45. Lad Jelen, K8DEW, Rte. 4, Medina, Ohio.

BEAM: 20-meter Mosley Vest-Pocket. First class condx, like new: \$50 or make an offer. Jim R. Hickok, RFD 2, Ulysses, Kans.

SELL: SX-71, in excellent condx: \$110. W9JFB, 852 Marion, Napanee, Ind.

SWAP: Have complete TV service equipment, 'scope, sweep, Sams and tubes. Want ham gear. Richard Clark, 1533 Edith N.E., Grand Rapids, Mich.

FOR Sale: National HRO-60 rcvr and speaker, \$325. Three heavy-duty xfrms reasonable, also tubes and A.C./D.C. New Multimeters \$30. Inquire of Mrs. Waite Williams, 56 E. 2nd St., Winona, Minn.

FOR Sale: Eldico TR-1TV, 300 watts with an Eldico antenna tuner, TVI suppressed, \$200. Local deal preferred. D154693 after 6 P.M. Si Zaval, K2AUX, 38 Hegeman Ave., Brooklyn 12, N. Y.

WANTED: Johnson Kilowatt final amplifier. Have exciter. Cash-No trade-in. C. Herring, 1306 W. 8th St., Plainview, Texas.

FACTORY Wired Viking Ranger, latest model, \$175. Hammarlund HQ140X with matching speaker, \$180. Both units like new, W9FRM.

SELL: GPR-90 and speaker, new with guarantee: \$459 F.o.b. Melbourne, Fla. George Guler, Trailer Haven.

PRINTED Circuits: Boards any size. Resists and etchants, complete line of supplies. Boards made to your designs. Lowest prices. Printed Circuits, 139 N. Locust, Palm Springs, Penna.

MOBILE Transmitter built by G-E engineer exactly as on page 436 of 1955 ARRL Handbook. \$40. K4KCN, New Haven, Ky.

SELL: Cubex quad. WRL-auto topper, two Televue towers, can't ship; Scott binocular tuner with equalizer, B&W T-R switch, E-V mobile mike, Drake & Sonar L-P filters, mobile 6V power supply, tape-disc recording unit, Gonset 12V Communicator, Johnson bi-net, Davis 75M mobile coil, 50 μ f vacuum condensers, transmitting micas, Millen A.V. meter, Johnson neutralizing condenser, many parts. What do you need? Make offers: W3VDE, 1219 Vardley Rd., Morrisville, Penna.

HAMMARLUND HQ140XA receiver. Like new condx. \$175; also Hallcrafters S40B, very good condx, \$65. Gerst, 2674 West 25th St., Cleveland, O. Want: RMI-45, Calomatic.

HALLCRAFTERS SX-88, R46B speaker, clean, unmodified, \$375; Morrow 5BR-1 converter 6V. Best offer. All letters will be answered. D. McDonald, W6OVF, 472-41st St., Oakland, Calif.

SALE: 3 304TL, 1 fil. xformer 5Vac at 30 amp.; 1-304TL socket. All for \$25. Johnson Matchbox nearby new, \$40. Signal Sentry, w tubes, \$13. C. L. Boschen, W91ZC, 403 W. Tilden Rd., Brownsburg, Ind.

SELL: Signal Communicator No. 2 with Gonset model No. 3063 linear amplifier and Gonset Monitor. All units are like new, used about 50 hours. Prefer local sale. Stop in and work station. Philip Kantz, WN3JLD, 7336 Woodbine Ave., Phila 31, Penna.

COMPLETE Line of Hallcrafters receivers at lowest prices. Commercial Radio Corp., 36 Brattle St., Boston 8, Mass.

SELL: S-38D and QF-1 with power supply; \$45 takes all. George Healey, 1051 Grand View, Lancaster, Penna.

BARGAINS: With New Guarantee: RME-84, \$65.00; HT-20 xmtr., \$275.00; Collins J2V3, \$495.00; Collins J2R8, \$69.00; TBS-30C, \$69.00; TBS-50D, \$69.00; APS-50 p.a., \$29.50; TBS VFO, \$35.00; TBS VCO \$19.95; Lyaco 600, \$69.00; Eldico TR-75T, \$25.00; Viking II, \$209.00; Aeraturer, \$34.50; Knight CW xmtr., \$34.95; Gonset No. 3024 VFO, \$45.00; Globe Scout 65, \$75.00; Sonar SRT-120, \$99.00; Globe Trotter, \$29.50; Globe King 500A, \$495.00; Globe King 275, \$199.00; Globe King 400B, \$275.00; Scout 65A, \$69.00; Globe King 400C, \$75.00; \$299.00; HQ-129X, \$159.00. Free trial, ten days return. WJGFO for best deals. World Radio Laboratories, 3415 West Broadway, Council Bluffs, Iowa.

SELL: Or swap: National MB40L, commercial audio line amplifier from radio station. Want good RF gen., mobile all-band condenser, 35 mm eqipt. or? K2TTO, CL 6-5686, Brooklyn, H. Cohen, 1975 8rd St., Brooklyn 14, N. Y.

10B Exciter, 458 VFO, QT-1, extra rack panel, speech restriction. Best offer over \$100 by Sept. 15th. Wanted: Collins 455 Kc. mechanical filter, 3.1 Kc band width. State price and condx. WIRWD, Box 1832, New Haven, Conn.

TRADE: Viking adventurer xmtr., Electro-Voice Mercury microphone, Gotham beam Vibroplex Zenith bug, Sea's best Hawaiian electric steel guitar. For a good xmtr 150 to 250 watts, phone and c.w. bandswitching with VFO. Can be homebrew, O7 constrx or Handbook xmtr. K4HQH, 2228 Vaughan St., So. Boston, Virginia.

COLLINS J2V3 and 75A2 for sale, in excellent condx. K2JHA, Tel. F1ushing 9-0534, 26-28 157th St., Flushing 54, L. I., N. Y.

CLEAN UP Sale! Two BC654 xmtr/recvr, new condx.; two BC611 Handie-Talkies, 385 Kc. condx., less bats, best offer. Also hi miscel. gear. Write for full list. W2DGC, A. Vandervoort, 44 Buena Vista Way, Morse Lake, Bloomington, N. J.

SELLING: 2 Meter transceiver, works; TBV-7 transceiver (10-2 m), a beautiful job; BC704-A radar indicator; PP104/APT-J H.V. supply, clean; 10,000 VOH xfrmr. Want: Rotator. B. Fernandez, 376 E. Palisade, Englewood, N. J.

FOR Sale: LM-7 frequency meter with modulation and original book. Excellent condx, \$40. Need blank book for BC-221. Harry Brettschneider, P.O. Box 385, Huntsville, Ala.

SELL: Two Handie-Talkies, KC-611, 385 Kc with manuals. In exc. condx. Both \$75. Walter B. Ford, K6DZ, 181 Westdale Ct., El Cajon, Calif.

FOR Sale: NC300 modified with xtal, 2nd conversion for ease of alignment, full wave noise limiter, XCU calibrator, \$325 F.o.b. Monrovia, Calif. Also: South California area only! 20 meter 2 element beam, cost \$125 to build. Will sell for only \$35. W6GMC.

NATIONAL NC125 with matching speaker and Heath Q multiplier. BC221 frequency meter, SCR522 transmitter, will sell or trade for 4-1000, vacuum variable condenser, mobile gear, or Hi-Fi equipment. M. D. Haines, W5QCB, 1316 S. W. Military Drive, San Antonio 21, Texas.

FOR Sale: GONSET G-66H, 3-way power supply, two months old, \$200. G. E. Dominick, W4IWC, 1025 Nokomis Circle, Knoxville, Tenn.

1X100 grid blocked keying, \$185; compact ten meter mobile transmitter, \$22. Will ship F.o.b. Art Ford, S65 Franklin, Northport, L. I., N. Y. Tel. Northport 3-0501-J.

SX-71 with 15 meter calibration, \$145; Mon-Key, \$20; mounted balun coils, \$5.00; Johnson SWR Bridge, \$8; Motorola 7MX transmitter powered 12V, radio with speaker, \$45; Wanted: Micro-matcher and Johnson Matchbox. Leon W. Stuber, W8PJV, 373 North Main, Amherst, Ohio.

FOR Sale: Heath DX-35 transmitter; AR-3 receiver. Both brand new. Emore O. Johannud, Box 72, Dahlen, N. Dak.

TECHMASTER: New 29 tube TV chassis with 12" speaker and 21" plastic mask, adjustable mounting brackets up to 24" picture tube. Just the thing for in-wall mounting or Hi-Fi cabinet. Sell or trade for Viking II or what have you? W7FLO, Henry, Neb.

WIRE Recorder for sale. Webor brand with built-in P.A. system and neon recording level indicator. Recording wire, microphone, and line cord included. \$79.50, postpaid. Write: W. R. Oringderf, Box 284, Elk City, Okla.

BARGAINS: Reconditioned with new guarantee. Shipped on approval. Hallcrafters \$38, \$29.00; S40A, \$69.00; SX99, \$19.00; SX71, \$149.00; SX100, \$229.00; Viking Adventurer, \$39.00; Viking II, \$199.00; Ranger, \$179.00; Valiant, \$379.00; S40B; S85; SW54; NC98; NC183D; NC300; HQ129X; HQ140X; GPR90; A54; AF67; PMR6; PMR7; Collins KWS-1; 75A1; 75A3; 75A4; 32V3; many other items. Easy terms. Write for list. Henry Radio, Butler, Missouri.

SALE: 6 tube AC-DC metal cased radios with timing motors and coin mechanism, excellent for Concord monitors, \$7.95 ea.; 1 Motorola FMK-13 tran. and recvr, 50 watt, 30 to 40 Mc. FM with cables and control head, \$85; 1 Motorola FMR13 recv. (30 to 40 Mc FM) with AC power supply, \$35. F.o.b. Whites City, New Mexico, K5RMK.

SELL: HQ-129X with speaker and book. In perfect condition, no scratches: \$139 F.o.b. Chamblee, Ga. Don Vaughan, W4MTY, 451 Briarcliff Rd.

SELL: Hallcrafters S-53A, in exc. condx, \$50; Heathkit FM-3A wired, gud condx, \$10. Will pay shipping. D. Stoike, 608 Lincolnway, Wapakoneta, Ind.

DELUXE Low Power station for sale: Every item in mint condition: Includes NC-183 recvr with matching spkr, Johnson Viking Ranger transmitter, Johnson Matchbox, Johnson low pass filter, Johnson 100 Kc xtal calibrator, Astatic D-104 microphone with desk stand; Johnson standing wave ratio bridge, Johnson Speed-X straight key and instruction manuals for all equipment. Will send only as complete unit. Free delivery 50 miles radius of New York City. First \$400.00 cash or cashier's check takes it all. K2GXP, 130 Midvale Rd., Mountain Lakes, N. J.

SELL: Johnson SWR Bridge. Never used! \$5.00. O. H. Ketchum, 10125 Flora Vista Blvd., Bellflower, Calif.

SELL: NC-88 plus extras; best offer. F.o.b. Forest Hills 75, L. I., N. Y. Leonard Friedman, K2VGN, 108-43 rd. rd.

WANTED: Ranger, Viking II, or DX100, receiver, crystal mike. Low price. Write first. K2OUR, 144 Bonnaville, Roselle, N. J.

FOR Sale: One Gonset G-66B recvr., 3 mos. old, w/Universal pwr. supply, \$180.00; one AT-1 transmitter and AC-1 tuner, \$30. Contact A/2C Frank T. Laughner, 46th FTR INTCP Sqdn (ADC), Dover AFB Del.

SELL: BC-348 excellent with power supply, speaker, and S-meter, \$60. Leon Sams, W7CEZ, W. 2816 Olympic, Spokane, Wash.

FOR Sale: Coast Guard DAF-1, 240 to 2000 Kc. direction finder with loop assembly, original cost, \$450 for \$60 and Navy RBL-4, 15 to 600 Kc. radio receiver (six bands), original cost \$600 for \$45. Both sets unused in original waterproof overseas shipping cases. Information furnished concerning these sets. William S. Loomis, 933 Central Avenue, Highland Park, Ill.

BC 312 receiver, crystal filter, speaker, \$50; S76 with speaker, \$120; Heathkit VTVM, \$13.75. Tubes, power supplies, chokes, transformers, etc. Send stamp for list. K2JDW, 62 Gaston St., West Orange, N. J.

SELL Crystal frequency standard 7 Mc. 100 Kc. 10 Kc. with crystals and power supply, \$20. Antenna scope with Tippet 200 micrometer, \$12; grid dipper (O7T circuit with power supply, \$10. Beside ragchewer complete 40-80 meter transmitter/receiver, same January CQ, \$30; Q multiplier, \$6; Millen 10035 dial, \$4. K4OBB, 10923 N.E. 9th Court, Miami, Fla.

PSSTT "Hot Bargains": New SX100 receiver with K46A speaker, \$225; Dumont 274 scope, \$50; Elenco PA400 linear, \$125; Dyna-motor power supply 6V/420/375 Ma., \$30; Sanyo dynamotor, \$10; Heathkit SS-50 vibrator supply 6V/300V/200 Ma., \$15; Radiart No. 435 supply 6V/225V/450V/275V/300V/200 Ma., \$15. Money back guarantee. W1RMS, 198 Euclid Ave., Waterbury, Conn.

WANTED: Used receivers and transmitters: will pay cash or trade. 10% down with up to 24 months to pay. In stock new 75A4's, KWS1's, KWM-1 SSB mobile transceiver, Johnson, WRL, B&W, National, Hallcrafters, Eimac, Hammarlund, Gonset, Central Electronics, Mosley, Hy-Gain and Gotham beams. Write for list of bargains in reconditioned receivers and transmitters with new guarantee. Shipped on approval. Write Ken, W6ZCN, or Glen, W0ZKD for your best deal. Ken-Elis Radio Supply Co., 428 Central Ave., Ft. Dodge, Iowa.

COLLINS J10B xmtrter bandswitching 80 to 10 meters; P.A. output control TVI suppressed; excellent condition; make any 4-watt amplifier TVI suppressed, pair Eimac 4-250A air flow sockets, B&W Butterfly condenser coils 40-115-10M MB 40SL in grid; screen and bias supplies; phone or c.w. SWR meters, \$125; Telrex 503-20 meter, 3 element beam, \$50; Centron "B" Slicer, factory aligned, \$50. W4ALX, Bonare Motel, Hendersonville, No. Carolina.

DX-35 with Heath VFO. Want 750V. power supply and 50 watt modulator or 70. K4CSV, H. Merrill, Box 588, Kingsport, Tenn.

RECORDING & Brochure: Limited Edition. A tribute to Radio and Morse operators. "The Saga of Telepathy" is a historical story of communications men and their radio progress since 1844. It highlights courageous deeds performed by them. Available in two parts: 3 1/2 record, playing time 45 minutes, includes narration and code. Brochure is the written & illustrated story. Special price to amateurs: Brochure, \$1.00; Recording, \$3.00 or both for \$17.75. J. R. Graham, W4RJK, P.O. Box 15556, Arlington, Va.

FOR Sale: VHF152A, \$45. List of 2 meter, 420 and surplus gear. Wanted: Silver Model 906 signal generator in good or better condition. Ohmite dummy antenna resistors Model D-100-100. Dick Hakin, W6KEC, 5608 N. Farna Ave., Arcadia, Calif.

FOR Sale: National NC300, \$350; Johnson Pacemaker, \$375; Telrex 5-el. 10-meter beam, \$75, all like new. F.o.b. Westbury, N. Y. W2COR, 70 Palm Lane.

VIKING Valiant wired, used 4 hours, perfect, \$285; Communicator II 115 volt 6/12 volt per July O57, \$135; HQ-100 with clock, calibrator, \$155. Joseph DiIberti, K2IQZ, 290 Grevo Drive, New Milford, N. J.

SELL: Plate transformer, Pri. 117 Vac, Sec. 1800 VCT, at 500 Ma. Like new condx, \$12.50. W7QJN, 12429 68 W., Edmonds, Wash.

FOR Sale: Test equipment, low-power transformers, variable capacitors, and other receiving components. Send stamp for list. Cecil Baumgartner, Box 343, Milton, Pa.

SELL: DX-35, VF-1, in excellent condx: \$70. K2UMH, 53 Louise St., Delmar, N. Y.

WANTED: Band-switching transmitter, suitable for a driver, or a transmitter up to 500 watts, kit or wired, also Matchbox, push-to-talk table stand with mike. Write details and price to James Clewley, K8AEV, 1509 Massachusetts St., Lansing, Mich.

WANTED: Collins 310 or 32V1 and Collins crystal calibrator, K4JZG, W. S. Coon, Sebring, Fla.

FAMOUS VHF "Lunenburg" antennas, 6 meter 5 element, \$14.95; 2 meter 6 element, \$6.95; 6 meter horizontally polarized mobile antenna. Wholesale Supply Co., Lunenburg, Mass.

120 WATT CW/Rone Sonar transmitter. Built-in power supply and modulator. Bandwidthing 80-10 meters. A-1 condx. \$100. VFO, \$10. C. Paules, 231 Sherman Ave., NYC 34, N. Y.

FOR Sale: Carter, converter A1080 CW, practically new, in exc. condx. \$40. Stickney, W7BXW, 438 Beverly Hills, Billings, Mont.

I.M.-7 Frequency meters, 190-20,000 Kc., with modulation, used excellent, complete with xtal standard, tubes, less calibration book. \$27.50. Voltage regulated power supplies, 115/220V 60 cy. input, 200VDC 100 Ma. regulated, 12-15VDC at 4A, 12VAC at 1.5A, complete with plugs, cover 10" x 8" x 9" and 6 tubes, \$19.95; coaxial cable RG-174L, 72' coil, \$5.10; 100 ft. \$45; 1000 ft. filament transformer 115V 60 cy., 5VCT, 30A, 2.5KVT, \$6.95; Eimac 4-1000 tube socket, \$5.95; microamp meters 4 1/2" Sq., 0-50V/A, 12.95, 2 1/2" Rd., 0-200 VA., \$3.50. 100 Kc xtal, \$3.50. Technicians, Inc., 340 Canal St., N. Y. 13, N. Y.

SELL: 300 watt rack mounted modulator. New UTC Multi-Match transformer, pr. 805s. Reasonable. W1WXC, Concord, Mass. Tel. EM 9-3919.

SELL: 75A1, \$225; W6SAI conversion, recently aligned, manual, excellent condition. W6VM, 737 Northampton, Palo Alto, Calif.

FOR Sale: Complete station for \$500 or separately: NC-300 with speaker, \$300; DX-100 with push-to-talk coaxial relay and tube socket adapters for 907s in final, \$15; Astatic mike with push-to-talk stand, \$20; 1-3 band (S-10-20 M) beam (WRL) with approx. 100 ft. coaxial cable, \$70. A/C Dick Atwood, W7FMM, 779th AC&W sqd., Opeham, Mont.

INSTRUCTION, General Theory Class beginning Oct. at Jamaica, L. I. Evening Community Center. Data on application. S. Schacht, W2HNG, 13530 232 St., Springfield Gardens 13, L. I., N. Y.

SELL: Complete station, Globe Scout xmitter; Heath VFO and Q multiplier; Hallcrafters SX-28 rcvr, R-46B speaker; Gotham 4-1, 10-meter beam; rotor and control box; JT-30 mike. Will deliver up to within 75 miles from my QTH. \$225 or best offer. Jerry Bravo, Uniondale, Pa.

SSB transmitter for sale. Eldico 100A, P.E.P. 100 watts output. Full coverage ham bands. In perfect condition; \$495 which is 1/3rd off new price. K2CIV, Tom Patterson, 50 Crescent Lane, Koslyn Heights, Long Island, N. Y.

TRADE: 4 x 5 Speed Graphic; Omega DII enlarger, both with accessories. Desire commercial linear final. Write for detailed list. K5AKH, Box 818, State College, Miss.

FOR Sale: 15 each transformers, less enclosure, 1 1/2 KVA, 7200 volts primary, 120/240 volts secondary with center tap. Excellent condition. \$19.75 each. Power Electric Co., 1920 No. Mill St., Jackson 5, Mississippi.

SELL: Viking Adventurer, guarantee \$45; also DX100 for \$180. Need WRL VFO, K4EBW, Box 1022, Bristol, Va.

VALIANT D-104 mike and stand, low pass, \$340; NC173 with xtal calibrator, \$110. Scheduler Jablonski, W9NNS, 1800 Sims, Stevens Point, Wis.

PERFORATED Aluminum sheet, .051, 5/64" OD holes, 1/2" centers, \$1.20 sq. ft. Send for listing on Beams, Aluminum Tubing, etc. Radcliff's, Fostoria, Ohio.

HAM Register for those who care to know something about the other ham. Ham Register, Inc., 37 So. 6th St., Indiana, Penna.

FOR Sale: Globe Scout 65-B, -65 watt xmitter, \$72 plus freight. Joe Rodriguez, 571 E. Congress, San Antonio, Tex.

CASH Pickup, in perfect condition, HT9 with coils for all bands, three extra final tubes seventy-five dollars. Walt Downer, W2MCD, Shinnopple, N. Y.

COLLINS 310B-1 with National NB40-SL in final tank circuit. TVI suppressed, in gud condx, \$125; LM-13 freq. meter with mod. power supply and calibration book, \$65. W8VWC, 826 Lane Blvd., Kalamazoo, Mich.

DIAGRAMS: BC-229, BC-429, RU-18, RU-19; show parts values, wire colors, connections for power and controls, 50¢ each. BC-430, circuit only, 25¢. Want: Gonset 1.6 to 6 Mc and 3-30, Bendix MT-68 rack. W4NZY, 119 North Birchwood, Louisville, Ky.

SSB transformers, newly manufactured for 10A, 10B, 20A and W2EVL, exciting \$12.45 per set of three, postpaid USA. Electronics Associated, P. O. Box 206, Montclair, N. J.

TRADE: Kodak folding camera w/portrait attachment, \$7.00 value. K2BIB, 307 Richardson Dr., North Syracuse, N. Y.

FOR Sale: HRO50T1, like new, with speaker and 6 coils, including 15 meter AC and 10 meter AA coils; \$5. F.o.b. Bernard Shapiro, K2IMD, 1783 Marmion Ave., Bronx 60, N. Y.

FOR Sale: Johnson Viking II complete with all up-to-date modifications plus push-to-talk, matching VFO, and low-pass filter. Selling to go high power on VHF. \$250.00 or best offer, PMR6 mobile receiver. Best offer. J. B. Harwell, Jr., Gurdon, Arkansas. W5JWL.

TUBES: Western Electric power amplifier No. CW701A, some in original packing, all new, \$5.00 each. F.o.b. Washington, D. C. W3WQN, S. Ades, 1924 Tulip St., N.W., Washington 2, D. C.

SELL: BC779A rcvr and power supply unit, \$125; transformer 1.5 KVA at 500 mls. One amp Class B xfmr, matches Class B 810's to Eimac 250THs or similar load. Also chokes, filter condx, plate xfmr, filament xfmr, all for one kilowatt plus rig of Ex-W2JV. Two-cent post card of inquiry for items too numerous to list to W2LXI, 57 Hoover Ave., Bloomfield, N. J.

SELL: Viking II VFO, Matchbox, LP-Filter; SX-71 w/spkr; Vibroplex original; antenna rotator; complete 89 mtr. mobile transmitter; Tri-Band converter; Bendix TA-12. Best offer on lot or parts, W5FDL, 503 Edward Gary, San Marcos, Texas.

SALE: Six P.M. dynamotors, three ZA/VSA0515, three ZA/VSA-0516; excellent condition, \$3.50 each. J. T. Hoffman, W4MVN, North Jackson St., Tullahoma, Tenn.

NC300 receiver, new, with warranty, \$315; B&W No. 300 freq. meter, \$99.00; Telrex beams, No. 153A, 3-el. 15 mtr., \$72.00; No. 203A 20 mtr. 3-el., \$80; Morrow MBR5 receiver, \$185; none used, all postpaid. Send for free list of more excellent gear. Cash only for new QTH. No trades. W9MOT, 4845 N. 64th St., Milwaukee 18, Wisconsin.

SELL: Hallcrafters S-76 receiver, \$105; matching R-46 speaker, \$10. Will sell either separately or together. Equipment in original condition, prices F.o.b. Paul S. Chenoweth, RFD No. 2, Otterbein, Ind.

CASH Paid for BC-342, BC-312, BC-610E/UP, BC-614E/UP, BC-939, BC-221, JB-70, BC-60; also TTV equipment and parts for TG-7, model 15, etc., RM-39 remote control, AN/TRC-7 transceiver, surplus test equipment. Freight paid. Amber Industrial Corp., 75 Varick St., N. Y. 13, N. Y. Tel. Canal 6-7455.

FOR Sale: Modified SCR-522 mounted in 3 ft. enclosed rack, heavy-duty power supply, \$40; RME-70 rcvr and spkr, \$30; Hallcrafters S-26, \$40; Harvey-Wells TBS-50 with power supply, \$55, pair EA-8 field telephones, \$10. A. W. Speyers, W2CZA, 39 Lowell Ave., Summit, N. J.

FOR Sale: Globe Scout 65A, in excellent condition; factory wired; one year old, \$70. Bob Seyfarth, K2UL1, 1787 Oakhill Dr., Union, N. J.

VOCALINE JRC-400, Citizens band transceivers, brand new, complete with mikes, antennas and 6 and 110V. cables. The whole works for \$99.50 for the pair. Jim Leonard, W4FPS, P.O. Box 2366, Roanoke, Va.

HRO-60T with matching speaker; A, B, C & D coils, new condition, in original cartons and warranty card, \$475; Globe King 500A used less than five hours transmission, excellent condition, looks like new, \$500. F. W. Reilly, Lookout Mountain, Tenn.

NEW Surplus — 250TH, \$15.00; 304TH, \$10.00; 830B, \$2.00; BC733D w/tubes, crystals, \$15.00; BC732A, \$1.00; MC211A, for ARCS, 75¢; BC360, 65¢; BC348 volume control, \$1.95; BC454 w/tubes, \$11.00; BC457 & BC458 w/tubes and crystal, \$10.00 each; MN28, \$3.00; Pz206, \$15.00; MN52H, \$2.50; Lz36, \$15.00; TS10A, \$15.00; BC450, \$1.50. Plugs for SCR522, ARB, MG149, MN26, BC348, T2, \$1.00 each. Plugs for SCR74N, BC375, 4PN1, BC733D, \$1.50 each. 4-9-90, right angle plugs of 10, \$1.50. Conversion manuals, \$2.50, schematics, 35¢ and 65¢. F.o.b. Houston. L. I. Radio Co., 8309 Lockheed St., Houston 17, Texas.

SELL: Viking II with LP filter and coax relay, \$225; Heath VFO, \$15; NC183 with speaker, \$185; Viking Mobile xmitter, \$75; Elmac PMR6 rcvr with supply, \$85; all-band mobile antenna with mount, \$15. All equipment in excellent condx. Rev. C. R. Wilson, Rte 1, Sparta, Tenn.

FOR Sale: Harvey-Wells TBS-50F with APS-50 pwr supp, \$100; Eldico MT-2 2m. transmitter, \$30; Gonset 2m. converter, \$25; Gonset Tri-Band converter, \$30; complete 100 amp. Leeco-Necille system, \$50; 6V dynamotor system 400V, 375 Ma., \$20; 12V dynamotor system only 230V., 100 Ma., \$5; dual 6V Motorola Vibrator supply, \$10. Wanted: BC221-AK and teletype TD-14. Don Scher, W2KDW, 11 Webster St., Irvington, N. J. Tel. ES-5-7193.

FOR Sale: The following Lab instruments: Audio generator, VTMV, 215 Simpsontester, Precision condenser, variable inductor, Variac, Leo A. Holbrook, 199 Main St., Montpelier, Vt.

FOR Sale: Tubes, brand new, 813's, \$8; 810's, \$7.50; 832A's, \$3.50; 250TH, \$17.50; complete ARC1150 channel VHF transmitter, \$25; \$50.00, \$47.00, 4-tube rack, \$47.00; plug pack, \$47.00; for SCR-522, \$12; converted ARC-4 transceiver for 2 meters, rcvr tunable, transmitter xtal controlled, \$45.00; Sonar SK-9 2-meter mobile receiver, \$40; Hallcrafters S-38 receiver, \$29; Kricco 25-watt 2-meter mobile transmitter, \$45; Hallcrafters S-102 2-meter rcvr, \$45; Gonset 2-meter converter, \$29; Collins 1000C.c.t., 212 mls. xfmr., \$22; BC-221 original calibration book, \$75; ANTPR-8, Navy Geiger counter, \$150 or trade. All items guaranteed. Can ship C.O.D. Bill Slep, W4FHY, Ellenton, Fla.

2000 WATT P.E.P. linear final. Johnson breaks price and power barriers with the new Viking Thunderbolt using two 4-400A's; band-switching with self-contained power in Valiant sized cabinet. 500 watt Linear-Johnson breaks the cost and size barrier with the new Viking Courier using two 811A's — band-switching with self-contained power in Ranger sized cabinet. Photos, Prices, Specifications and your highest trade-in allowances available on request from Ladd Electronics, 111 No. 41st, Omaha, Neb.

SONAR SR120, new, \$120.00, 20A, QT-1, DeLux 458VFO and D10 meter conversion kit for VFO, \$225; RME Clipper, \$25; the Sonar is new with factory warranty. Other items as new. F.o.b. Port Washington, L. I., N. Y. Cornell Jaray, W2NEK, 215 Main St.

COMPLETE Station: 3V2 with spare 4D32, press-to-talk mike, key, coax relay, 75A3 mech. filter and speaker. Very clean. Instruction books, \$85. 4-element 10-meter beam included. Don Gardner, W2-53, 209 Knapp Rd., Syracuse 4, N. Y.

MODIFIED ART-13 for sale: \$120. Complete AC and DC voltages, modulator, RF section with exciter, an antenna tuner built in a Bud cabinet. Write for complete details. Prefer local sale. Rodney Greene, Box 405, Homedale, Idaho.

FOR Sale: Viking Adventurer with instruction book, practically new, 2 Bilee xtal's for 40 meters and Ameco code course containing 5 records, code speed start to 7 1/2 wpm., \$50. Robert B. Hupper, K2PLD, 47 Willis Rd., Glen Cove, N. Y.

FOR Sale: Viking KW with desk, with Pacemaker, audio amplifier, power reducer; spare modulator tubes, spare rectifier tubes and spare 4-250A. All offers will be considered. I prefer not to ship. W4NLU, Malabar, Mass.

WANT: BC-348 receiver or equivalent. Have top condx Omega B4 exciter and 2.8 T eswar lens and many accessories. Buy, sell or swap. K2YUS, 341 East Grand St., Mount Vernon, N. Y.

WANTED: Viking Ranger, Valiant, or Pacemaker, or gud SSB xmitter. Advise condx. price. Will answer all replies. K2HA, 39-39 223rd St., Bayside, L. I., N. Y. Tel. BA 9-5248.

CLEANING House! Everything goes! Stancor mod. xfmr Multi-match 250 watts audio, new, \$25; PE103, \$17.50; Carter Gen., 6V inpt., 600V, 175M-a. outp., \$9; B&W Lo-pass filter, 415, \$10; MB40-SL, \$10; Mosley Vestpacket 2-el. 20-M., \$25; Simpson 380 wavemeter w/ant. & coils, \$15.50; Heath 20 watt Williamson Hi-Fi & preamp kit, cost \$79, new assembled, \$60. 1470 10 Mc. coils, HRO S. & J., \$10; Astatic R11A mike, new, \$20; 220V., 7.5 Kc. Variac like nu condx, \$40. Big pwr xfmr's & chokes; KW amp. & KW pwr supp. Write for data & fotos. Frank Smith, W8HMI, RFD No. 3, Paw Paw, Mich.


827 R Tube, New RCA 800 Watt diss., 110 M.C., \$45; 500 watt iso-lation xfmr, \$9.00; 110V Selsyn, \$3.50. B. J. Kucera, 10615 So. Highland Avenue, Garfield Hts, 25, Ohio.

SELL: National NC-88 receiver, \$70; RME DB23 preselector, \$32; Heath Antennascope, \$10; Bileye 100 Kc xtal, \$4; Johnson Viking Adventurer, \$35; Johnson Matchbox, \$30; Triplett 0-10 D.C. Ma, \$5; Viking VFO, \$30, 25 watt modulator and pwr supp, only \$20. All equipment is in exc. condx. K2HPC, Robert Goldstein, 38 Forest Ave., Saratoga Springs, N. Y.

Designed for



Application



Nos. 10035 and 10039 Multi-Scale Dials

A pair of truly "Designed for Application" controls. Large panel style dial has 12 to 1 ratio; size, 8 1/2" x 6 1/2". Small No. 10039 has 8 to 1 ratio; size 4" x 3 1/4". Both are of compact mechanical design, easy to mount and have totally self-contained mechanism, thus eliminating back of panel interference. Provision for mounting and marking auxiliary controls, such as switches, potentiometers, etc., provided on the No. 10035. Standard finish, either size, flat black art metal.

JAMES MILLEN MFG. CO., INC.

MAIN OFFICE AND FACTORY
MALDEN
MASSACHUSETTS



Index of Advertisers

Ack Radio Supply Co.	149
Adirondack Radio Supply	122
Allied Radio Corp.	176
Alltrons-Howard Co.	161
American Electronics Co.	158
American Radio Relay League	
<i>Binders</i>	159
<i>Calculators</i>	140
<i>Mobile Manual</i>	136
<i>Operating Supplies</i>	166
<i>QST</i>	124
Arrow Electronics, Inc.	125
Ashe Radio Co., Walter	129
Bendix Radio Div.	151
Bob & Jack's	152
Bud Radio, Inc.	160
Burghardt Radio Supply	141
Candler System Co.	162
CBS-Hytron	110
Central Electronics, Inc.	155
C & G Radio Supply Co.	153
Collins Radio Co.	2
Columbia Products Co.	168
Commercial Radio Institute	143
Continental Electronics and Sound Co.	144
Crawford Radio, The	164
Crystals, Inc.	154
Cubex Co.	156
Cushman Products	148
DeMambo Radio Supply Co.	161
Dow-Key Co., Inc., The	152
DXerama	162
Eitel-McCullough, Inc.	4
Eldico Electronics	119
Electronic Center, Inc.	146
Electronic Supply	145
Electro-Voice, Inc., RME	117
Elmar Electronics	127
Equipment Crafters, Inc., The	157
Evans Radio	120
Fort Orange Radio Distributors Co., Inc.	139
Frederick Tool & Engineering Corp.	161
General Crystal Co., Inc.	156
General Electric Co.	97
General Electronic Service	156
Gonset Div.	101
Gotham	92, 93
Grayhill, Inc.	92, 93
Hallcrafters Co., The	1, 83, 95
Hammarlund Mfg. Co., Inc.	99
Harris Radio Corp.	165
Harrison Radio Corp.	137
Harvey Radio Co., Inc.	131
Hatry of Hartford	115
Heath Co., The	89, 90, 91
Henry Radio Stores	106, 107
Hycron Eastern, Inc.	167
Hy-Gain Antenna Prod. Co.	88, 109, 175
Instructograph Co., Inc.	164
International Crystal Mfg. Co., Inc.	105
International Instruments, Inc.	165
Johnson Co., E. F.	85, 86, 87
Lafayette Radio	143
Lakeshore Industries	134
Lampkin Labs, Inc.	167
Lettine Radio Mfg. Co.	159
LMB	151
L W Electronic Lab.	102
Lynmar Engineers, Inc.	153
Mallory & Co., Inc., P. R.	103
Master Mechanic Mfg. Co.	164
Master Mobile Mounts, Inc.	133
Millen Mfg. Co., Inc., James	174
Morrow Radio Mfg. Co.	111
Mosley Electronics, Inc.	100
M P Specialties Co.	154
National Co., Inc.	113, Cov. 111
National Wire & Cable Co.	167
Newark Electric Co.	148
Northwest Electronics, Inc.	163
Overton Electric Co., Inc.	132
Page Communications Engineers, Inc.	166
Petersen Radio Co.	5
P & H Electronics	163
Fort Arthur College	134
Premax Products Co., Inc.	150
Radalab, Inc.	174
Radio Equipment Co., Inc.	168
Radio Products Sales Co.	161
Radio Publications, Inc.	130
Radio Shack Corp.	165
Radio Trade Supply	166
Rafred Enterprises	138
Kaytheon Mfg. Co.	121
RCA Electron Tube Div.	Cov. 1V
Rider Publisher, Inc., John F.	147, 156
Rohn Mfg. Co.	155
Selectronic Supplies, Inc.	150
Technical Appliance Corp.	164
Technical Materiel Corp.	7
Telrex, Inc.	115
Tennalab	151
Texas Crystals	142
Triad Transformer Corp.	98
Truart Products Co.	158
United Transformer Co.	Cov. 11
Universal Distributors, Inc.	165
U. S. Crystals, Inc.	128
Valley Electronic Supply Co.	108, 112
Valparaiso Technical Institute	160
Variety Electronics Corp.	151
Vesto Co., Inc.	157
Vibroplex Co., Inc., The	158
Warren Radio Co.	157
Wind Turbine Co.	164
World Radio Labs.	104, 114, 118, 123, 126, 159

Tested & Proven in the World's Ham Shacks


FULL SIZE — NOT A MINIATURE BEAM!

the *hy-gain* 3-Element Tri-Bander


ONE FEEDLINE - THREE BANDS (10, 15 & 20M)

There Are More hy-gain Tri-Banders In Use Than All Other 3-Band Beams Combined!


3 Active Elements on Each Band!




Exclusive New Insu-Trap:- a new concept in parallel resonant trap circuits obsoletes old fashioned open-type coils. The only adjustable, completely weatherproof trap. Adjustable capacitor color coded for Fone or CW. Hi-Q coils wound on high impact styron forms which also act as low power factor dielectric for adjustable capacitors. No air dielectric involved. Trap assembly completely enclosed in weatherproof polyethylene cover with 2 grams of silica gel to absorb condensation.



Boom/Mast and Element Clamp:- ruggedly designed 12 Ga. galvanized steel channel for positive grip. Used throughout the entire Tri-Bander Series. Heavily plated and serrated 5/16" U-Bolts.



The "Carpet Beater" Ends:- employed on all Tri-Banders, specially designed of aluminum wire to reduce fatigue caused by vibration, increase the broad band characters of the beam, and to reduce element sag to a minimum.



Split Insulated Dipole:- fed directly with RG-8U ohm coaxial cable and coaxial line balancing choke results in low SWR on all bands. No adjustment necessary.

All specifications furnished from experimentally derived data. These figures will maintain in most installations if antenna is relatively in the clear.

	Model No.	Gain in DB Over Dipole	F/B Ratio in DB	SWR	Max. Power	Horizontal Beam Width	Boom Length	Boom Diameter	Element Diameter	Element Wall	Element Alloy	Longest Element	Approx. Net Wt.
3 Element	152T-3	8 Aver.*	25 Aver.	Less Than 1.5:1	1 Kw	59°	216"	1 1/2" Hot Dip Galv. Steel	1 1/8, 1 3/4, 7/8, 3/4	.058, .049, .035	6061ST6 Ant. 41	31', 9"	58#

* Additional Director Element for Increased Gain and F/B Ratio on 10M, Net \$14.95.

The standard of comparison for three band antenna systems, the hy-gain Tri-Bander is factory pre-tuned, pre-matched and pre-adjusted and may be erected in an extremely short time with no test equipment and no further adjustment necessary. Guaranteed to outperform stacked

arrays, because interaction and detuning effects have been eliminated. All hardware hot dip galvanized steel for maximum weather ability. Injection molded polyethylene, styron and cycloac plastic used throughout. Complete assembly and installation instructions furnished.

IN STOCK AT LEADING AMATEUR RADIO DISTRIBUTORS EVERYWHERE

Write for Complete Brochure!

Economy Model, 3-Element 3-Band Beam "TRAP MUSTY"

HAM NET: \$89.95

SHORTENED 14' BOOM, SHORTENED 28' ELEMENTS, LESS CARPET BEATER ENDS, LESS INTERLACED REFLECTOR FOR 10 METERS, NON-ADJUSTABLE TRAPS.

hy-gain antenna products

1828 N STREET

LINCOLN, NEBRASKA

175

September is

SSB BONUS* month at ALLIED

Outstanding SSB Gear Ready for
Immediate Shipment From Stock

TRANSMITTERS

Collins KWM-1
Collins KWS-1
Hallicrafters HT-32
Hallicrafters HT-33
Johnson 500
Johnson Pacemaker
Johnson Valiant
Central 20-A
Central 100V
Central 600L
Lakeshore Phasemaster
Lakeshore P-400 GG Amplifier

RECEIVERS

Collins 75A4
Hallicrafters SX-101
Hallicrafters SX-100
National NC-109
Hammarlund HQ-110 with HC-10
RME 4350 with 4301



10% more for you

BONUS TRADE-IN ALLOWANCE

When you trade with ALLIED for SSB equipment in September, we'll give you a whopping 10% MORE than our regular high trade-in allowance for your old ham gear. You'll not only get our regular liberal allowance, but we'll add a big EXTRA 10% to help you get that SSB rig you want. Remember—you get that 10% bonus at ALLIED—during September only. Our usual liberal time payment terms still apply—only 10% down, up to 18 months to pay.

Select your new equipment now from the ALLIED 1958 Catalog—just off the press. It's packed with *everything* in Ham gear, including many new SSB units.

Join the Swing to SSB—It's Easy at Allied!
Get the Deal of a Lifetime in September




NEW! 1958 ALLIED 404-PAGE CATALOG

You'll want this most widely used Electronic Supply Guide—get it and keep it handy. Features the largest selections of quality station gear—it's your complete buying guide to everything in Electronics: Hi-Fi, recorders, P.A., test instruments, build-your-own Allied KNIGHT-KITS, industrial equipment, tubes, parts, tools and books. Write for your Free copy of the 1958 ALLIED Catalog today.

ALLIED RADIO

Serving the Amateur for 37 Years


100 N. Western Ave., Chicago 80, Ill.



THE STANDARD OF COMPARISON FOR OVER 20 YEARS

HIGH FIDELITY TRANSFORMERS

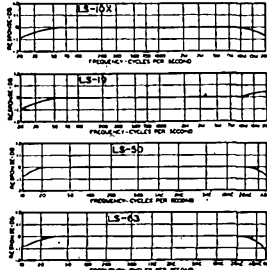
FROM STOCK... ITEMS BELOW AND 650 OTHERS IN OUR CATALOGUE B.



TYPICAL UNITS

LINEAR STANDARD series

Linear Standard units represent the core from the standpoint of uniform frequency response, low hum, low distortion, thorough shielding and dependability. LS units have a frequency response within 1 db. from 20 to 20,000 cycles. Hum balanced coil structures and multi-alloy shielding, where required, provide minimum hum pickup. Also available are the most high fidelity trans-formers in the world. 85 stock types with many more to follow.




LS-10X Shielded Input
Multiple line (50, 200, 250, 500/600, etc.) to 50,000 ohms ... multiple shielded.

LS-19 Plate to Two Grids
Primary 15,000 ohms.
Secondary 95,000 ohms C.T.

LS-50 Plate to Line
15,000 ohms to multiple line ... +15 db. level.

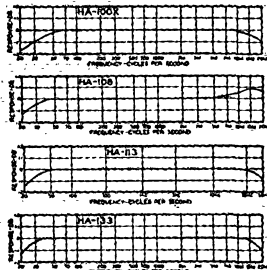
LS-63 P.P. Plates to Voice Coil
Primary 10,000 C.T. and 6,000 C.T. suited to Williamson, M.F. ul-linear circuits.
Secondary 1.2, 2.5, 5, 7.5, 10, 15, 20, 30 ohms. 20 watts.



CASE LS-1 LS-2 LS-3
Length 3 1/8" 4-7/16" 5-13/16"
Width 2 5/8" 3 1/2" 5"
Height 3 1/4" 4-3/16" 4-11/16"
Unit Wt. 3 lbs. 7.5 lbs. 15 lbs.

HIPERMALLOY series

This series provides virtually all the characteristics of the Linear Standard group in a more compact and lighter structure. The frequency response is within 1 db. from 30 to 20,000 cycles. Hipermalloy nickel iron cores and hum balanced core structures provide minimum distortion and low hum pickup. Input transformers, maximum level +10db. Circular terminal layout and top and bottom mounting.



HA-100X Shielded Input
Multiple line to 60,000 ohm grid ... tri-alloy shielding for low hum pickup.

HA-106 Plate to Two Grids
15,000 ohms to 135,000 ohms in two sections ... +12 db. level.

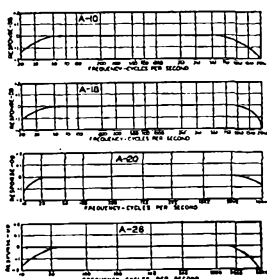
HA-113 Plate to Line
15,000 ohms to multiple line ... +12 db. level ... 0 DC in primary.

HA-133 Plate (DC) to Line
15,000 ohms to multiple line ... +15 db. level ... 8 Ma. DC in primary.



ULTRA COMPACT series

UTC Ultra Compact audio units are small and light in weight, ideally suited to remote amplifier and similar compact equipment. The frequency response is within 2 db. from 30 to 20,000 cycles. Hum balanced coil structure plus high conductivity die cast case provides good inductive shielding. Maximum operating level is +7db. Top and bottom mounting as well as circular terminal layout are used in this series as well as the ones described above.

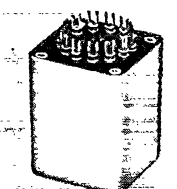


A-10 Line to Grid
Multiple line to 50,000 ohm grid.

A-18 Plate to Two Grids
15,000 ohms to 80,000 ohms, primary and secondary both split.

A-20 Mixing Transformer
Multiple line to multiple line for mixing mikes, lines, etc.

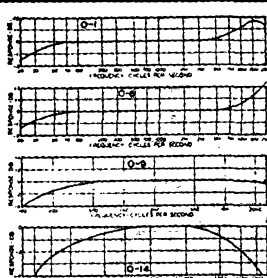
A-26 P.P. Plates to Line
30,000 ohms plate to plate, to multiple line.



A CASE
Length 1 1/4"
Width 1 1/4"
Height 2"
Unit Weight 3/4 lb.

OUNGER series

OUNGER units are ideal for portable equipment and similar applications. These units are extremely compact, fully impregnated and sealed in a die cast case. Most units provide frequency response around 10 to 20,000 cycles. Maximum operating level in these units are also available in the form of series which provide 100 db. shielding for low line to grid transformers and high hum shielding.

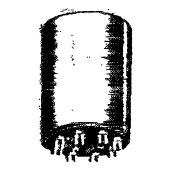


O-1 Line to Grid
Primary 50, 200/250, 500/600 ohms to 50,000 ohm grid.

O-6 Plate to Two Grids
15,000 ohms to 95,000 ohms C.T.

O-9 Plate (DC) to Line
Primary 15,000 ohms, Secondary 50, 200/250, 500/600.

O-14 50:1 Line to Grid
Primary 200 ohms, Secondary .5 megohm for mike or line to grid.




OUNGER CASE
Diameter 7/8"
Height 1-3/16"
Unit Weight 1 oz.

UNITED TRANSFORMER CORP.

150 VARICK STREET, NEW YORK 13, N. Y.
EXPORT DIVISION: 13 EAST 40th STREET, NEW YORK, 16, N. Y. CABLES "ARLAB"
PACIFIC MFG. DIVISION: 4008 W. JEFFERSON BLVD., LOS ANGELES 16, CALIF.


500

WATTS INPUT



NEW
RCA-7034/4X150A
SHOWN ACTUAL SIZE

- Can take 500 watts CW or SSB—in new transmitters.
- Operates with higher margin of safety and longer life—directly replaces 4X150A in present transmitters.
- Useful up to 500 Mc at reduced ratings.



Key to High Power

New, high-efficiency radiator is hard soldered directly to plate for increased heat transfer.

New RCA-7034/4X150A Beam Power Tube uses new high-efficiency radiator to handle higher power

This is it—for its size, the most powerful RCA beam power tube suitable for amateur service. Plate dissipation rating is 100 watts higher than for the 4X150A. Plate input power of 500 watts can be used in CW and SSB operation—at frequencies as high as 150 Mc.

Small as golf balls, two RCA-7034/4X150A's are the answer for compact, all-band finals handling inputs up to the legal limit. And note this fact: RCA-7034 can be used to replace type 4X150A in your present transmitter to give longer life. *No circuit changes needed!*

RCA-7034's are now available from your RCA Tube Distributor. Tube technical data is available from RCA, Commercial Engineering, Section 1-37-M, Harrison, N. J.

RCA-7034/4X150A Typical CW Operating Conditions (up to 150 Mc)			
DC Plate Voltage	1500	2000	Volts
DC Screen Voltage	250	250	Volts
DC Grid Bias	-88	-88	Volts
DC Plate Current	250	250	Ma
DC Screen Current (approx.)	24	24	Ma
Driving Power	1.5	2.5	Watts
Power Output (approx.)	260	370	Watts



TUBES FOR AMATEURS

RADIO CORPORATION OF AMERICA
Electron Tube Division Harrison, N. J.