

QST

devoted entirely to

amateur radio

February 1966
60 Cents




QSL INTERNATIONAL DX COMPETITION

DATE/TIME
FREQ.
STATION
COUNTRY
MODE
MULTIPLIER
SCORE

QSL INTERNATIONAL DX COMPETITION


QSL INTERNATIONAL DX COMPETITION



OUNCER™

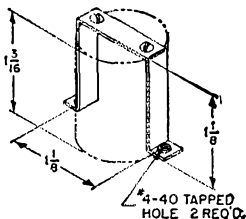
AUDIO TRANSFORMERS & INDUCTORS FOR TRANSISTOR & TUBE APPLICATIONS

"O" Series



STANDARD OUNCER

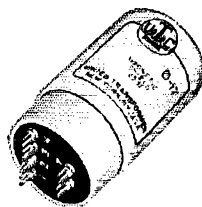
Dia. $\frac{7}{16}$ "
Ht. $1\frac{1}{4}$ "
Term proj. $\frac{1}{32}$ "
Mtg. $\frac{1}{16}$ "
Scr.2-56
Wt.1 oz.



O-BR

Ouncer chassis
mount bracket

"P" Series



Hypermalloy Shield

shown fitting
over ouncer unit



PLUG-IN OUNCER

Dia. $1\frac{1}{2}$ "
Ht. $1\frac{1}{2}$ "
Skt.St. Oct.
Wt.2 oz.

IDEAL FOR HAM, PORTABLE BROADCAST,
HIGH FIDELITY, CONCEALED SERVICE,
HEARING AID AND SIMILAR APPLICATIONS

For over thirty years UTC engineering and production talent has lead the industry in the development of high quality transformers, inductors, electric wave filters, magamps and high Q coils.

The UTC OUNCER series pioneered a breakthrough in the reduction of size and weight. "O" series units are fully impregnated and sealed in drawn aluminum cases. Highest quality characteristics are inherent in the conservative design. Frequency response from 30 to 20,000 cycles within ± 1 db. A hypermalloy shield providing 25 db is available.

Plug-In "P" series OUNCERS are identical to the "O" series but are sealed in bakelite housings of submersion proof design, with plug-in base to fit standard octal socket.

IMMEDIATE DELIVERY

From Stock

| OUNCER TYPES | Pri Imp Range, Ohms | Sec Imp Range, Ohms | Level Range, mw |
|--------------------------------|------------------------|------------------------------------|-----------------------|
| INPUT & MIXING TRANSFORMERS | From 7.5 to 50,000 | From 50 to $\frac{1}{2}$ megohm | From 6.3 to 30 |
| INTERSTAGE TRANSFORMERS | From 25 to 100,000 | From 10 to 1 megohm | From 6.3 to 1 watt |
| OUTPUT TRANSFORMERS | From 4 to 30,000 | From 3.2 to 600 | From 6.3 to 1 watt |
| INDUCTORS | From .25 hy to 300 hys | | |

Write for latest catalog of over 1,300 STOCK ITEMS with UTC high reliability


UNITED TRANSFORMER CORP.

150 VARICK STREET, NEW YORK 13, N.Y.


PACIFIC MFG. DIVISION: 3630 EASTHAM DRIVE, CULVER CITY, CALIF.

EXPORT DIVISION: 13 EAST 40th STREET, NEW YORK 16, N. Y.

CABLE: "ARLAB"



Hallicrafters advanced technology—brings you a new breed of amateur equipment.



SX-146 Receiver

This is an amateur band receiver of advanced design employing a single conversion signal path and pre-mixed oscillator chain to assure high order frequency stability and freedom from adjacent channel cross-modulation products. The SX-146 employs a high frequency quartz crystal filter and has provision for installation of two more crystal filters. The receiver may also be used from 2 to 30 mc, with the exception of a narrow gap at 9.0 mc, with the connection of auxiliary oscillators. The highly stable conversion oscillator chain may be used for transceiver operation of the matching HT-46 transmitter.

FREQUENCY BANDS: 3.5-4.0; 7.0-7.5; 14.0-14.5; 21.0-21.5; 28.0-28.5; 28.5-29.0; 29.0-29.5; 29.5-30.0 mc (28.0 to 28.5, 29.0 to 30.0 requires extra crystals at users option).

SENSITIVITY: Better than $1 \mu\text{v}$ for 20 db S/N.

TUBES AND FUNCTIONS: 6J16 RF amplifier; 12AT7 Signal mixer and cathode follower; (2) 6AU6A 9 mc IF amplifier; 12AT7 AM detector—AVC rectifier—product detector; 12AT7 USB—LSB crystal oscillators; 6CW8 Audio amplifier and audio output; 6BA6 Variable frequency oscillator; 6EA8 Crystal heterodyne oscillator and pre-mixer; Plus diode power supply rectifier, ANL diode and AVC gates diode; *6AU6A—100 kc crystal calibrator oscillator; *Harmonic generator diode.

PHYSICAL DATA: Size: $5\frac{1}{2}'' \times 13\frac{1}{2}'' \times 11''$. Shipping wt., 20 lbs.

FRONT PANEL CONTROLS: Frequency; Power off CW-upper-lower and AM; Audio gain; Band selector—3.5, 7.0, 14, 21.0, 28.0, 28.5, 29.0, 29.5; Selectivity—0.5, 2.1, 5.0 kc (0.5 and 5.0 kc filters optional extra); Pre-selector; RF gain; AVC on-off; Cal. on-off; ANL on-off; Phone set jack; Smitter.

REAR CHASSIS: S-meter zero adjust; Internal-External oscillator switch; Slave oscillator output; External oscillator input; Antenna socket; Speaker, ground and mute terminals; Grounding stud; AC power cord.

POWER REQ.: 105/125 volt—50/60 cycle AC—55 watts.

I-F SELECTIVITY: Uses a 6-pole crystal filter to obtain a nose-to-skirt ratio better than 1 to 1.8.

Amateur net, \$269.95

Model HA-19 plug-in, 100-kc quartz calibrator available as accessory. Amateur net, \$19.95

*Part of HA-19 calibrator.

HT-46 5-band transmitter

All new from the ground up! Here's the "new breed" transmitter that matches your SX-146 . . . works independently or may be interconnected for transceiver operation.

FEATURES: 180 watts PEP input on SSB; 140 watts on CW; Frequency control independent or slaved to SX-146 receiver; Upper or lower sideband via 9 mc quartz filter; Built-in power supply; Press-to-talk or optional plug-in VOX; grid block for keying for CW.

FREQUENCY COVERAGE: 3.5-4.0, 7.0-7.5, 14.0-14.5, 21.0-21.5 mc and 28-30 mc in four 500-kc steps. Crystal supplied for 28.5-29.0 mc coverage. Other plug-in crystals at user's option.

TUBES: 6BA6 VFO; 6EA8 Heterodyne crystal oscillator and mixer; 12AT7 Carrier oscillator-third audio; 12AT7 Mic amplifier; 6EA8 9 mc I-F amplifier and AALC; 6AH6 Mixer; 12BY7 Driver; 6HF5 Power amplifier; 0A2 Reg.

FRONT PANEL CONTROLS: Frequency Tuning; Operation-Off, Standby, USB, LSB, CW-Tune, Standby LSB USB; Microphone gain; Driver tune; Carrier level; Band selector; Final tune; VFO selector—Transmitter-Receiver; Dial cal.; Calibrate Off-On; Meter MA-RFO.

REAR APRON FUNCTIONS: AC Cord; Ground lug; Fuse; Key jack; VOX accessory socket; Antenna jack; Receiver input (for transceiver); 11 pin control socket; bias adjust.

PHYSICAL DATA: Size: $5\frac{1}{2}'' \times 13\frac{1}{2}'' \times 11''$. Shipping wt., 26 $\frac{1}{2}$ lbs.

HA-16 Vox Adapter, \$37.95

Amateur net, \$349.95

R-51 Speaker,

4 x 6 inch oval speaker and attractive 24 hour clock.
amateur net \$34.95

*"Quality through
Craftsmanship"*



hallicrafters


Fifth and Kostner Aves., Chicago, Illinois 60624
Export: International Division

Available in Canada from Gould Sales Co.



¡Setenta y tres, Amigo!

73, Old Man! No matter what language it comes booming in on, you've made a good QSO. And you can work the best with Collins' S/Line. One star of this *complete* fixed station is the 75S-3B, featuring *sharpest selectivity* on SSB, CW and RTTY—optional filters that give you up to three degrees of selectivity in CW/SSB, and with a filter socket for AM—rejection tuning, AGC, and spinner tuning knob. Contact your authorized Collins distributor today. You'll be surprised to find how little it costs to own the finest.



QST

FEBRUARY 1966

VOLUME L NUMBER 2

PUBLISHED MONTHLY, AS ITS OFFICIAL ORGAN, BY THE AMERICAN RADIO RELAY LEAGUE, INC. NEWINGTON, CONN., U. S. A.; OFFICIAL ORGAN OF THE INTERNATIONAL AMATEUR RADIO UNION

STAFF

JOHN HUNTOON, W1VQ
Editor

E. LAIRD CAMPBELL, W1CUT
Managing Editor

GEORGE GRAMMER, W1DF
Technical Editor

DONALD H. MIX, W1TS
BYRON GOODMAN, W1DX
DOUG DE MAW, W1CER
Assistant Technical Editors

EDWARD P. TILTON, W1HDQ
V.H.F. Editor

LEWIS G. MCCOY, W1ICP
Beginner and Novice

ROD NEWKIRK, W9BRD
SAM HARRIS, W1FZJ
HELEN HARRIS, W1HOY
JEAN PEACOR, K1IIV
JOHN TROSTER, W6ISQ
Contributing Editors

MARJORIE B. FORAN
Editorial Assistant

LORENTZ A. MORROW, W1VGG
Advertising Manager

EDGAR D. COLLINS
Advertising Assistant

J. A. MOSKEY, W1WJM
Circulation Manager

R. J. RINALDI, K1AFC
Assistant Circulation Manager

OFFICES

225 Main Street
Newington, Connecticut 06111
TEL.: 666-1541
Area Code 203

Subscription rate in United States and Possessions, \$6.00 per year, postpaid; \$6.50 in Canada, \$7.00 in all other countries. Single copies, 60 cents. Foreign remittances should be by international postal or express money order or bank draft negotiable in the U. S. and for an equivalent amount in U. S. funds.

Second-class postage paid at Hartford, Conn. and at additional mailing offices.

Copyright 1966 by the American Radio Relay League, Inc. Title registered at U.S. Patent Office. International copyright secured. All rights reserved. *Quedan reservados todos los derechos* Printed in U.S.A.

INDEXED BY
Applied Science and Technology
Index
Library of Congress Catalog
Card No.: 21-9421

-CONTENTS-

TECHNICAL —

The W1QWJ 432-Mc. Kilowatt Amplifier..... 11
A Low-Cost 700-Watt Linear Amplifier
Lewis G. McCoy, W1ICP 15
The CWX.....*Dale J. Fisher, W4VQK* 20
Improving Your Receiver With a Frame-Grid R.F. Pentode
Joel Balogh, K3CFA 22
Smith-Chart Calculations for the Radio Amateur
Gerald L. Hall, K1PLP 30
Transistor Preamplifiers for 50 Through 432 Mc.
Edward P. Tilton, W1HDQ 36
A.C. Power for the Noise Generator
John T. Conley, W7ZFB/4 48
New Apparatus:
TRP Tunerverter..... 35
New Meter Shield..... 88
Semtech "Slimpacs"..... 100
Recent Equipment:
The Heath SB-110-6-Meter Transceiver..... 72
Millen Transmatch Junior..... 75
Knight C-577 Compressor..... 76

BEGINNER AND NOVICE —

The Mighty Midget.....*Lewis G. McCoy, W1ICP* 54


OPERATING —

Hurricane Betsy.....*George Hart, WINJM* 26
"No Formal Procedure Was Used . . ."..... 42
Results Fifth Annual RTTY World-Wide Sweepstakes... 69


GENERAL —

ASTRONET.....*W. R. Calkins, W1KUX/6 and G. A. Guter, WA6OQU* 50
1966 ARRL National Convention
Gene Hastings, W1VRK 58
Measurement of Wavelength, Capacity and Inductance
With Oscillating Vacuum Tube (reprinted from *QST*,
August 1919).....*H. E. Rawson* 62
A Grid-Meter Driver (reprinted from *QST*, August 1926)
W. A. Hoffman 64
F-O-R-E.....*John G. Troster, W6ISQ* 78
OSCAR IV..... 80

| | | | |
|----------------------------------|-----|----------------------------------|-----|
| ARPSO..... | 42 | IARU News..... | 67 |
| ARRL QSL Bureau..... | 180 | New Books..... | 79 |
| Coming Conventions..... | 10 | Operating News..... | 94 |
| Correspondence From Members..... | 89 | Operator of the Month..... | 99 |
| Feedback..... | 61 | Our Cover..... | 10 |
| Hamfest Calendar..... | 69 | Silent Keys..... | 140 |
| Happenings of the Month..... | 34 | Station Activities..... | 100 |
| Hints & Kinks..... | 70 | World Above 50 Mc..... | 81 |
| How's DX?..... | 89 | YL News and Views..... | 86 |
| Index to Advertisers..... | 188 | 25 Years Ago in <i>QST</i> | 53 |
| "It Seems to Us....." | 9 | | |



has a corner on the market



Extra value is right around the corner in every SB-34 transceiver in the form of a very special built-in power supply.

This power supply will operate with 117V AC input...



and equally well on 12V DC...



The supply is transistorized—has a heavy-duty power transformer. One changes input voltages merely by using the appropriate AC or DC-plug/cable set. Both are packed with every SB-34. (You see the input power plug and the two power transistors in the rear corner photograph of SB-34). This two-way power supply is standard, built-in equipment in every SB-34 and included in the price so that there is no need to look for such fine-

print statements as, "AC power supply extra" or, "Inverter for DC extra."

In SBE advertising one simple statement covers it all, "Suggested price 395.00." When you unpack a sparkling new SB-34, 4-band transceiver you get a single compact unit that is ready to play ... in your car ... or at home. You need only a microphone, an antenna, a source of power and a keen desire to work the world on sideband.

In every SB-34 transceiver, extra value is right around the corner, performance is inherent.

Power input: 135W P.E.P. input. (Slightly lower on 15). Frequency range: 3775-4025 kc, 7050-7300 kc, 14.1-14.35 mc, 21.2-21.45 mc. 23 transistors, 18 diodes, 1-zener, 1 varactor, 2-6GB5's PA, 1-12DQ7 driver. Built-in speaker. Prewired receptacles on rear accept VOX and Calibrator—both units optionally available. Size: 5"H, 11¼"W, 10"D.

Write today for your copy of the new SBE four page brochure



RAYTHEON COMPANY

213 East Grand Avenue, South San Francisco, California 94080

Export sales: Raytheon Company, International Sales & Services, Lexington 73, Mass, U.S.A.

Short on real estate?

18HT

Want maximum multi-band performance on DX as well as short haul communications? Get a

18AVQ

Hy-Gain HF VERTICAL

5 models to choose from...

The Incomparable HY-TOWER for 10 thru 80 Meters

By any standard of measurement, the Hy-Tower is unquestionably the finest all-band vertical antenna system on the market today. Delivers outstanding omnidirectional performance on DX as well as short haul contacts. Takes maximum legal power. Feeds with 52 ohm coax. SWR less than 2:1 on all bands. Positive action automatic band selection is provided by unique stub decoupling system that effectively isolates various sections of the antenna so that an electrical $\frac{1}{2}$ wavelength (or odd multiple of a $\frac{1}{4}$ wavelength) exists on all bands. Structurally, the self-supporting Hy-Tower is built to last a lifetime...withstands 100 MPH gales. If you want the finest, you'll want a Hy-Tower. Model 18HT\$139.50 Net

The New Model 18AVQ. A high-performance all-band vertical for under \$50.00

You asked for it...Hy-Gain built it. A high-performance automatic band switching all-band vertical at a modest price. Features individually tuned Hy-Q traps that provide peaked performance on each band. Takes maximum legal power. Feeds with 52 ohm coax. SWR less than 2:1 on all bands. Simple to install on ground or rooftop - withstands 100 MPH winds when properly guyed. The biggest value all-band vertical available. Model 18AVQ\$49.95 Net

The New Model 14AVQ for 10 thru 40 Meters

Improved successor to Hy-Gain's Model 14AVS...the world's most popular automatic band switching vertical for 10 thru 40 meters. Outstanding omnidirectional performance on DX as well as short haul contacts. Features individually tuned Hy-Q traps that provide peaked performance on each band. Takes maximum legal power. Feeds with 52 ohm coax. SWR less than 2:1 on all bands. Easy to install on ground or rooftop - withstands 100 MPH winds when properly guyed. Terrific for portable as well as permanent applications. Model 14AVQ\$29.95 Net
Roof Mounting Kit for Model 14AVQ - Includes adjustable roof saddle, guy wires, hardware and complete instructions for installing. Model 14RMQ\$11.95 Net

The New Model 12AVQ for 10, 15, 20 Meters

A new companion antenna to the Model 14AVQ. Outstanding omnidirectional performance on 10, 15 and 20 meters. Individually tuned Hy-Q traps provide peaked performance on each band. Takes maximum legal power. Feeds with 52 ohm coax. SWR less than 2:1 on all bands. Easy to install on ground or rooftop - withstands 100 MPH winds when properly guyed. Model 12AVQ\$21.95 Net
Roof Mounting Kit for Model 12AVQ - Adjustable roof saddle, guy wires, hardware and complete instructions for installing. Model 12RMQ\$9.50 Net


Economy All-Band 18V

A high performance trapless vertical for 10 thru 80 meters. Tunes to any band by simple adjustment of feedpoint on base matching inductor. Feeds with 52 ohm coax. Heavy gauge aluminum construction - mounts on ground, roof or tower. Exceptional portability. Model 18V\$16.95 Net

Available from your Hy-Gain Distributor or Write

HY-GAIN ELECTRONICS CORPORATION

8404 N.E. Highway 6 - Lincoln, Nebraska 68501



Section Communications Managers of the ARRL Communications Department

Reports Invited. All amateurs, especially League members, are invited to report station activities on the first of each month (for preceding month) direct to the SCM, the administrative ARRL official elected by members in each Section. Radio club reports are also desired by SCMs for inclusion in *QST*. **ARRL Field Organization station appointments** are available in areas shown to qualified League members. General or Conditional Class licenses or higher may be appointed OES, OES, OPS, OO and OBS. Technicians may be appointed OES, OBS or V.I.F. PAM. Novices may be appointed OES. SCMs desire application leadership posts of SEC, EC, RM and PAM where vacancies exist.

| ATLANTIC DIVISION | | | |
|---------------------------|--------------|-------------------------|---|
| Delaware | W3IYE | Roy A. Belair | 415 Brighton Road Wilmington 19809 |
| Eastern Pennsylvania | W3ZRQ | Allen K. Kreiner | 212 Race St. Baltimore, Md. 21229 |
| Maryland D. C. | W3QA | Bruce Boyd | 415 Wickham Rd. Wilburta Gardens, Baltimore 08628 |
| Southern New Jersey * | W2ZI | Edward G. Raser | 19 Blackwood Drive Burling 14226 |
| Western New York | K2HUK | Charles T. Hansen | 211 Rosemont Drive Conway 15027 |
| Western Pennsylvania | W3GJV | John F. Wojtkiewicz | 1400 Chaplin St. Springfield 62703 |
| CENTRAL DIVISION | | | |
| Illinois | W9PRN | Edmond A. Metzger | 1520 South 4th St. Springfield 62703 |
| Indiana | K9IVG | Al. Roberta Kroulik | 401 E. Portal Drive Mitchell City 46361 |
| Wisconsin | K9GSC | Kenneth A. Ebneter | 822 Wauona Trail Portage 53901 |
| DAKOTA DIVISION | | | |
| Minnesota | W0TCK | Herman R. Kopschke, Jr. | RFD 2 Janesville 56048 |
| North Dakota | W0DAM | Harold L. Sheets | 21 Euclid Ave. Grand Forks 58201 |
| South Dakota | K0TNW | Seward P. Holt | Box 58 Clear Lake 57226 |
| DELTA DIVISION | | | |
| Arkansas | K5GKN | Don W. Whitney | 1117 North Drive P.O. Box 311, Osceola 72370 |
| Louisiana | W5PM | J. Allen Swanson, Jr. | RFD 1, Box 334-B Meridian 39303 |
| Mississippi | W5EMM | S. H. Halstron | 3221-27th Ave. Meridian 39303 |
| Tennessee | W4UVP | William Scott | 115 East Holston Ave. Johnson City 37601 |
| GREAT LAKES DIVISION | | | |
| Kentucky | WA4KFO | Lawrence F. Jeffrey | 1605 Antler Ave. Owensboro 42301 |
| Michigan | W8FN | Ralph P. Thetreau | 27209 W. Six Mile Road Detroit 48240 |
| Ohio | W8AL | Wilson E. Weckel | 1317 Logan Ave., N.W. Canton 44703 |
| HUDSON DIVISION | | | |
| Eastern New York | W2EFU | George W. Tracy | 1138 North Country Club Drive Schenectady 12309 |
| N. Y. C. & Long Island | K2IDB | Maline S. Johnson | 266 Cypress St. Massapequa Park, L. I. 11762 |
| Northern New Jersey | W2GVW | Edward F. Erickson | 13 Robert Circle South Amboy 08879 |
| MIDWEST DIVISION | | | |
| Iowa | W0NTH | Dennis Burke | 1418 Douglas Ave. Ames 50010 |
| Kansas | K0BNF | Robert M. Summers | 3045 North 72nd, Ithel 66009 |
| Missouri | W0TPK | Alfred E. Schwaneke | Edgar Star Rte Rolla 65401 |
| Nebraska | W0GGP | Frank Allen | Box 272 Cering 69341 |
| NEW ENGLAND DIVISION | | | |
| Connecticut | K1GGG | Fred Tamm | 685 Romanock Rd. Fairfield 06432 |
| Eastern Massachusetts | W1ALP | Frank L. Baker, Jr. | 85 Solar Ave. Braintree 02185 |
| Maine | K1DYG | Herbert A. Davis | Lakes Ln. Ellsworth Falls 04634 |
| New Hampshire | W1SWX | Robert Mitchell | Box 137-A, RFD Chester 03036 |
| Rhode Island | K1AAV | John E. Johnson | 30 Fruit St. Pawtucket 02860 |
| Vermont | K1MPP | E. Reginald Murray | 3 Hillcrest Drive Montpelier 05601 |
| Western Massachusetts | W1BVR | Percy C. Noble | 8 St. Dennis St. Westfield 01085 |
| NORTHWESTERN DIVISION | | | |
| Alaska * | KL7ENT | Daniel R. Wright | 2206 Wyoming Drive Spenard 99503 |
| Idaho * | K7HLR | Raymond V. Evans | Route 3 Twin Falls 83301 |
| Montana | W7TYN | Joseph A. D'Arcy | 1916 Haggin Ave. Anaconda 59711 |
| Oregon | W7AJN | Everett H. Frances | 3335 S.E. 116th Ave. Portland 97266 |
| Washington | W7HAMQ | Everett E. Young | 2217 Fifth St., S.E. Puyallup 98371 |
| PACIFIC DIVISION | | | |
| East Bay | K6LRN | Richard Wilson | 107 Colovia Way Concord 94590 |
| Hawaii | K6H3ZF | Lee R. Wiesel | 45-601 Luuku Rd. Kanoehe 96744 |
| Nevada | W7PRV | Leonard M. Norman | 652 Utah St. Boulder City 89005 |
| Sacramento Valley | WA6JDT | John F. Minke, III | 4613 Rustic Rd. Carmichael 95608 |
| San Francisco | WA6AUF | Hugh Cassidy | 77 Coleman Drive San Rafael 94901 |
| San Joaquin Valley | W6PJU | Ralph Saroyan | 6204 E. Townsend Ave. Fresno 93702 |
| Santa Clara Valley | W6ZBJ | Janet A. Gmelin | 10835 Willowbrook Way Cupertino 95014 |
| ROANOKE DIVISION | | | |
| North Carolina | W4BNU | Harnett S. Dodd | 420 West Franklin St. Salisbury 28144 |
| South Carolina | W4PEF | Charles N. Wright | 711 Merrivether Dr. North Augusta 29841 |
| Virginia | W4SHJ | H. J. Hopkins | 5600 Hammett Ave. Norfolk 23503 |
| West Virginia | W8JMI | Donald B. Morris | 1136 Morningstar Lane Fairmont 26554 |
| ROCKY MOUNTAIN DIVISION | | | |
| Colorado | K0FTB | Donald Ray Crumpton | P.O. Box 223 Alamordo 81101 |
| New Mexico | WA5FLG | Bill Farley | 3306 Spruce Alamogordo 88310 |
| Utah | W7MIWR/W7OAD | Marvin C. Zitting | P.O. Box 1813 Salt Lake City 84110 |
| Wyoming | W7CQL | Wayne M. Moore | 142 South Montana Ave. Casper 82601 |
| SOUTHEASTERN DIVISION | | | |
| Alabama | K4KJD | William S. Craigs | Route 3, Box 233 Athens 35611 |
| Canal Zone * | KZ5MV | Marvin Flynn | P.O. Box 1087 Albrook AFB |
| Eastern Florida | K48JT | A. L. Hamel | 220 N.E. 25th St. Fortune Beach 33064 |
| Georgia | W4RZL | Howard L. Schonher | P.O. Box 1902 Columbus 31902 |
| West Indies (P.R.-V.I.) * | KP4DV | Albert K. Crumley, Jr. | P.O. Box 10073 San Juan, P.R. 00922 |
| Western Florida | W4RKH | Frank M. Butler, Jr. | 194 Elliott Rd. Fort Walton Beach 32548 |
| SOUTHWESTERN DIVISION | | | |
| Arizona | W7FKK | Floyd C. Colyar | 3411 West Pierson St. Phoenix 85017 |
| Los Angeles | W6HHG | H. G. Garman | 3732 Chatwin Ave. Long Beach 90808 |
| Orange | W6IDY | Roy R. Maxson | 1434 South Olive St. Santa Ana 92707 |
| San Diego | W6LRU | Don Stansifer | 4427 Pasadena San Diego 92107 |
| Santa Barbara | W60KN | Cecl D. Hinson | 1933 Coventry Court Thousand Oaks 91360 |
| WEST GULF DIVISION | | | |
| Northern Texas | W5BNY | E. L. Harbin | 4515 Calmont Fort Worth 76107 |
| Oklahoma | K5CAY | Daniel B. Prater | 1401 E. Oklahoma Ave. Eud 74106 |
| Southern Texas | W5AIR | G. D. Jerry Sears | 5634 Eskridge St. Houston 77023 |
| CANADIAN DIVISION | | | |
| Alberta | VE6TG | Harry Harrold | 1834-5th Ave. N. Lethbridge, Alta. |
| British Columbia | VE7FB | H. E. Savage | 4553 West 12th Ave. Vancouver 8, B. C. |
| Manitoba | VE4JT | John Thomas Stacey | 19 Cottonwood Cres. Brandon |
| Maritime | VE1WB | D. E. Weeks | Harvey Station, N. B. Willoowdale, Toronto, Ont. |
| Ontario | VE3NG | Richard W. Roberts | Pointe Claire, Montreal 33, P. Q. |
| Quebec | VE2HR | C. W. Skarstedt | Saskatoon |
| Saskatchewan | VE5QC | Mel Mills | P.O. Box 801 Saskatoon |

* Official appointed to act temporarily in the absence of a regular official

send for this 60 page catalog today

IT'S FREE!



- Amateur Crystals ■ Commercial Crystals ■ Transistor Subassemblies
- VHF/UHF Transmitters ■ Frequency Meters ■ Power Supplies ■ Converters
- AOC Subassemblies ■ Single Sideband Filters ■ Multivibrators



CRYSTAL MFG. CO., INC.

18 NO. LEE • OKLA. CITY, OKLA. 73102

International Crystal Manufacturing Co., Inc.
18 North Lee
Oklahoma City, Oklahoma 73102

Please Rush Catalog

NAME _____

ADDRESS _____

CITY _____ STATE _____ ZIP _____

THE AMERICAN RADIO RELAY LEAGUE, INC.,

is a noncommercial association of radio amateurs, bonded for the promotion of interest in amateur radio communication and experimentation, for the relaying of messages by radio, for the advancement of the radio art and of the public welfare, for the representation of the radio amateur in legislative matters, and for the maintenance of fraternalism and a high standard of conduct.

It is an incorporated association without capital stock, chartered under the laws of Connecticut. Its affairs are governed by a Board of Directors, elected every two years by the general membership. The officers are elected or appointed by the Directors. The League is noncommercial and no one commercially engaged in the manufacture, sale or rental of radio apparatus is eligible to membership on its board.

"Of, by and for the amateur," it numbers within its ranks practically every worth-while amateur in the nation and has a history of glorious achievement as the standard-bearer in amateur affairs.

Inquiries regarding membership are solicited. A bona fide interest in amateur radio is the only essential qualification; ownership of a transmitting station and knowledge of the code are not prerequisite, although full voting membership is granted only to licensed amateurs.

All general correspondence should be addressed to the administrative headquarters at Newington, Connecticut.



Past Presidents

- HIRAM PERCY MAXIM, W1AW, 1914-1936
- EUGENE C. WOODRUFF, W8CMP, 1936-1940
- GEORGE W. BAILEY, W2KH, 1940-1952
- GOODWIN L. DOSLAND, W8TSN, 1952-1962
(President Emeritus)

Officers

- President HERBERT HOOVER, JR., W6ZH
900 Wilshire Blvd., Los Angeles, California 90017
- First Vice-President WAYLAND M. GROVES, W5NW
1406 West 12th Street, Odessa, Texas 79761
- Vice-President FRANCIS E. HANDY, W1BDI
225 Main St., Newington, Connecticut 06111
- Vice-President ALEX REID, VE2BE
240 Logan Ave., St. Lambert, P. Q., Canada
- Secretary JOHN HUNTOON, W1LVQ
- Treasurer DAVID H. HOUGHTON
225 Main St., Newington, Connecticut 06111

Secretary & General Manager Emeritus, A. L. BUDLONG, W1BUD

- General Manager JOHN HUNTOON, W1LVQ
- Communications Manager FRANCIS E. HANDY, W1BDI
- Technical Director GEORGE GRAMMER, W1DF
- Assistant General Manager RICHARD L. BALDWIN, W1IKE
- Assistant Secretaries PERRY F. WILLIAMS, W1UED
GARY L. FOSKETT, W1ECH
225 Main St., Newington, Connecticut 06111

- General Counsel ROBERT M. BOOTH, JR., W3PS
1100 Vermont Avenue, N. W., Washington, D. C. 20005
- Associate Counsel ARTHUR K. MEEN, VE3RX
Suite 2212, 44 King St. West, Toronto 1, Ont.

DIRECTORS

Canada

- NOEL B. EATON VE3CJ
R.R. 3 Burlington, Ontario
- Vice-Director: Colin C. Dumbille VE2BK
116 Oak Ridge Drive, Bala d'Urfe, Quebec

Atlantic Division

- GILBERT L. CROSSLEY W3YA
734 West Foster Avenue, State College, Pa. 16801
- Vice-Director: Jesse Bleberman W3KT
3141 Bristol Road, Chalfont, Pa. 18914

Central Division

- PHILIP F. HALLER W9HPG
6100 S. Tripp Ave., Chicago, Ill. 60629
- Vice-Director: Edmond A. Metzger W9PRN
1520 South Fourth St., Springfield, Illinois 62703

Dakota Division

- CHARLES G. COMPTON W0BUO
1011 Fairmount Ave. St. Paul, Minn. 55105
- Vice-Director: Charles M. Bove W8MXG
1611 1/2 East Lake St., Minneapolis, Minn. 55407

Delta Division

- PHILIP P. SPENCER W5LDH/W5LXX
29 Snipe St., Lake Vista, New Orleans, La. 70124
- Vice-Director: Max Arnold W4WHN
612 Hogan Road, Nashville, Tenn. 37220

Great Lakes Division

- DANA E. CARTWRIGHT W8UPB
2979 Observatory Ave., Cincinnati, Ohio 45208
- Vice-Director: Charles C. Miller W8JSU
4872 Calvin Drive, Columbus, Ohio 43227

Hudson Division

- HARRY J. DANNALS W2TUK
RFD 1, Arbor Lane, Dix Hills, Huntington,
N.Y. 11743
- Vice-Director: Stan Zak K2BJO
13 Jennifer Lane, Port Chester, New York 10573

Midwest Division

- ROBERT W. DENNISTON W0NWX
Box 73, Newton, Iowa 50208
- Vice-Director: Sumner H. Foster W0GQ
2110 Goblin's Gully Dr., S.P., Cedar Rapids, Iowa
52403

New England Division

- ROBERT YORK CHAPMAN W1QV
28 South Road, Groton, Conn. 06340
- Vice-Director: Bigelow Green W1EAE
236 Marlboro St., Boston, Mass. 02116

Northwestern Division

- ROBERT B. THURSTON W7PGY
7700 31st Ave., N.E., Seattle, Wash. 98115
- Vice-Director: R. Rex Roberts W7CPY
837 Park Hill Drive, Billings, Mont. 59102

Pacific Division

- HARRY M. ENGWICHT W6HC
770 Chapman, San Jose, Calif. 95126
- Vice-Director: Ronald G. Martin W6ZP
1573 Baywood Lane, Napa, Calif. 94558

Roanoke Division

- P. LANIER ANDERSON JR. W4MWH
42X Maple Lane, Danville, Va. 24541
- Vice-Director: Joseph F. Abernethy W4AKC
764 Colonial Drive, Rock Hill, S.C. 29730

Rocky Mountain Division

- CARL L. SMITH W0BWJ
1070 Locust St., Denver, Colo. 80220
- Vice-Director: John H. Sampson, Jr. W7OCX
3618 Mount Ogden Drive, Ogden, Utah 84403

Southeastern Division

- CHARLES J. BOLVIN W4LVV
2210 S.W. 27th Lane, Miami, Fla. 33133
- Vice-Director: Albert L. Hamel K4SJJ
220 N.E. 25th Street, Pompano Beach, Fla. 33064


Southwestern Division

- HOWARD F. SHEPHERD, JR. W6QJW
127 South Cltrus Avenue, Los Angeles, Calif. 90036
- Vice-Director: John F. Martin W6ECP
1135 Crest Drive, Encinitas, Calif. 92024

West Gulf Division

- ROEMER O. BEST W5QKF
P.O. Box 1656, Corpus Christi, Texas 78403
- Vice-Director: Rny K. Bryan W5UYQ
2117 S.W. 61st Terrace, Oklahoma City, Okla.
73159

"It Seems to Us..."



FEWER NEWCOMERS

WHEN one attempts to appraise the growth of the amateur radio body in recent years, he runs into a confusing maze of figures — perhaps because the FCC computer is not yet completely programmed to turn out detailed comparisons with earlier manual breakdowns. However, there is one inescapable conclusion: the number of newcomers to amateur radio is seriously down the past couple of years, as compared with the earlier 1960s.

The number of new licenses issued by FCC in the Amateur Radio Service had been running about 33,000 yearly. During 1964 and again in the year just past, the over-all totals were on the order of 20,000.

Howcum?

There seems to be no set answer, but we can speculate on a number of possibilities. And we'd like to hear more ideas on the subject from our members.

It has been suggested that CB interest has drained some of the amateur potential. Yet if this were true, it would seem that the effect would have shown itself several years earlier. Further, FCC figures indicate that new CB licenses have similarly undergone a substantial drop in the past couple of years.

License fees? Could be, since they started at the same time the downward trend began. But we find it hard to accept, as a *major* reason, at least in the ham field. When many hours of study and code practice time are involved, as well as a substantial investment in equipment, can that many prospective hams be deterred by a mere \$4? And, there is no fee for the Novice license.

Incentive licensing? Possibly, although difficult to see just how. This seems a weak point in that the Novice again is not affected, nor is the Technician (at least the one with long-term v.h.f. interest), and the drop in these classes has been in general proportion to the over-all total.

Tightened first-license procedures? Most likely a real factor. The Conditional eligibility restrictions undoubtedly have caused some slowdown. The extra paperwork for all mail exams — now with separate code and technical tests — may be part of the reason.

Competition of other interests? We think this may also be a strong factor. The scien-

tifically-inclined high-school lad has, today, a wide choice of fields of "space-age" avocational interest, many of which did not exist from a practical standpoint, a few years ago. Attendance at any school science fair shows the degree to which new areas of interest have opened up — perhaps considered much more glamorous by the youth of today.

With our nation as prosperous as ever, it would seem ridiculous to suggest economics as any kind of reason. Yet one aspect may well be a factor. Prosperity means also that people have money for private boats and airplanes and extended foreign vacations — areas of the economy which have been growing at a fantastic rate. The Boy Scouts have noticed that merit-badge interest in more sedentary avocations like stamp collecting, nature science, etc., has levelled off or dropped slightly, while the active hobbies such as fishing, hiking, skiing, etc., have mushroomed. It is not impossible, therefore, that prosperity has had a negative effect on our growth! One indisputable fact is that amateur radio has never multiplied as rapidly as we did during the early 1930 depression years, when radio parts were available for peanuts and people simply couldn't afford flying, boating, etc. for their leisure time — of which there was plenty. And all this right in the middle of an extended hassle over an earlier version of incentive licensing which FRC (FCC's predecessor) put into effect in 1932!

One ham has an interesting angle. "I started years ago as a short-wave listener," he said, "and was converted to ham radio after becoming engrossed in monitoring phone band conversations. Today the s.w.l. probably doesn't have a b.f.o. on his receiver — or, if he has, doesn't know how to use it for side-band reception. Since s.s.b. is so predominant these days, the typical s.w.l. never really gets exposed to ham activity to the same degree." Intriguing thought, eh?

Crowded bands scare off newcomers? Could be, with too many of us cramped below 14.35 Mc., due to propagation conditions. There is still v.h.f. space, of course. But if this is a real reason, we are fortunate that the situation is changing, and will do so more rapidly now, to provide more practical communications on

high-frequency bands and a bit of breathing space. It could spark another round of amateur growth.

One point does stand out over the years in the matter of newcomers to amateur radio — their real exposure and the effective planting of the ham virus comes with a visit to the shack of an already-licensed friend or acquaintance. Ham magazines, booklets and promotional pieces seem to have had little direct effect. It is the personal approach which has produced results.

So perhaps we amateurs are individually responsible for the reduction in newcomer interest. There was a time when nearly any amateur was happy to offer encouragement,

assistance and even equipment to budding young hams. Are we all as quick to help others as we once were? Today, as always, many aspects of amateur radio simply cannot be gleaned from books. Some things must be learned through experience, or under the patient guidance of others. It can be mighty discouraging to an eager beginner to find that none of the local amateurs will help him join what is purported to be a closely-knit fraternal group. We wouldn't urge amateurs to recruit all their neighbors, but we think it will be highly beneficial to amateur radio if we remain forever ready to offer a helping hand to promising candidates interested in joining our ranks.

QST

COMING A.R.R.L. CONVENTIONS

March 19-20 — Michigan State, Saginaw

April 22-24 — ARRL NATIONAL, Boston, Massachusetts

May 28-29 — Roanoke Division, Natural Bridge, Virginia

May 27-29 — Southwestern Division, Anaheim, California

June 3-5 — West Gulf Division, Arlington, Texas

June 18-19 — Rocky Mountain Division, Colorado Springs, Colorado

September 15-16 — Ontario Province, Niagara Falls

October 15-16 — Hudson Division, Tarrytown, New York

October 21-22 — Great Lakes Division, Muskegon, Michigan

Prospective convention sponsors are urged to check with ARRL Hq. to avoid possible date conflicts.

Jim Cole, WA5CTD/5 (343 Carpenter Hall, Texas Tech., Lubbock, Texas) would like to hear from radio amateurs who are members of the Order of DeMolay and who are interested in forming a radio net.

Who says legal documents have to be dull and humorless? The following exchange between a spokesman for the broadcasting industry and Commissioner E. William Henry appeared in the official Report and Order on Docket 15881 (Other details in "Happenings", page 34) concerning higher license fees for radio and television stations:

"2. Additionally, the following poetic comment was filed with the Commission in this proceeding:

'A comment on proposals for higher filing fees Needn't be long and complaining, or beg;

A few words of fabled wisdom should suffice:

— Don't kill the goose that lays the golden egg.'"

"Concurring Statement of E. William Henry —

To the poetic argument in Footnote 2 that these minuscule fees for handling applications may kill the goose that lays the golden egg, I would add:

'The broadcast goose, well-stuffed and sleek

Can ill afford to mourn,

If we, the FCC, now seek

One kernel of its corn.

In lands where private gain is banned

A goose so plump and fatty,

Would have its liver ground and canned

For governmental paté.

But here no feather will we harm,

No golden goose-fruit beg.

Fie on this flap of wild alarm —

It's simply laid an egg.'"



"Ham of the Year" Award

The Federation of Eastern Mass. Amateur Radio Associations will once again present a cash award and a handsome plaque to a radio amateur in the first call district who has met one or more of the following qualifications:

1. Performed a meritorious public service to his community through the medium of amateur radio,
2. Made a major contribution to the science of amateur radio,
3. Helped greatly to stimulate interest in amateur radio in others.
4. Aided other radio amateurs to acquire a greater knowledge and skill in operating or building amateur radio equipment.

This award will be given at the ARRL National Convention on April 23, at the Sheraton-Boston Hotel.

Please send all nominations to Eli Nannis, Chairman, Awards Com., 37 Lowell St., Malden, Mass.

The closing date for these nominations is April 6.



OUR COVER

Now is the time to sharpen your wits and your pencils for the 1966 DX Competition. See page 96 for dates and times.

The W1QWJ 432-Mc. Kilowatt Amplifier

H. F. Efficiency with U. H. F. Circuits

THE amplifier pictured herewith is a modification of a design for 432 Mc. by W6FZA that appeared in August, 1964, *QST*.¹ There are many similarities, so our description of this contribution by Dick Stevens, W1QWJ, will be concerned mainly with points wherein his amplifier differs from the original.

Use of the 7203/4CX250B tubes, in place of 4CX300As, requires different sockets and a slight change in some dimensions. The mechanical layout of the W1QWJ amplifier is of interest, in that Dick used two standard aluminum chassis, plus some aluminum angle stock and sheet aluminum, to put together an assembly of exceptional rigidity. This is an important factor in an amplifier for v.h.f. or u.h.f. service, yet many builders neglect it, with the result that they experience drifting of operating conditions due to heating and mechanical instability.

Free flow of the cooling air is also an important consideration. It will be seen from Fig. 1 that this is achieved by using a large air intake (the right-angle plumbing fitting on the cover plate of the grid compartment) and screened holes in the top cover. The other end plate, visible in Fig. 3, also has a large screened air vent. These openings prevent building up appreciable back pressure,

¹ Margot, "A Practical Kilowatt Amplifier for 432 Mc.," August, 1964, *QST*, p. 47.


a condition that contributes to overheating troubles in many home-built amplifiers that have forced-air cooling. Use plenty of blower capacity, 100 c.f.m. or more.

Structural Details

The input end of the amplifier is shown, with its cover plate removed, in Fig. 2. The chassis on which the tube sockets are mounted is 7 by 9 by 2 inches. A strip of $\frac{1}{8}$ -inch aluminum mounted horizontally 6 inches up from the bottom carries the tuning capacitors of the grid circuit, which will be described later. The input coupling loop, L_2 in Fig. 4, is supported on a standoff insulator at its right end, and by the stator bar of C_1 , at the left.

The tube sockets are a bit different from those in most amplifiers described for amateur use. They are made up of parts by Johnson that may be used in any combination the builder desires. W1QWJ used the plastic base, with cathode grounding contacts that are also the mounting lugs. These assemblies are Johnson Part No. 124-114-1, visible in the grid compartment. In the plate compartment we see the screen bypassing rings (Johnson Part No. 124-113-1) and ceramic chimneys (124-111-1). Using this arrangement cuts down the builder's investment for air-system sockets, but it necessitates individual bypassing of socket terminals. See Fig. 5.

Fig. 1—Though the construction is not apparent from the outside of the enclosure, the W1QWJ 432-Mc. amplifier is built on two standard aluminum chassis. The smaller is mounted in a vertical position at the right end of this view, to house the grid circuit. Air intake is through the right-angle plumbing fitting mounted on its cover plate.






Fig. 2—Looking into the grid compartment of the 432-Mc. amplifier, we see the $\frac{3}{4}$ -wave tank, its tuning and balancing capacitors, and the sockets for the two tubes.

The top view, Fig. 3, shows most of the plate circuit construction. The half-wave plate lines are copper pipes $1\frac{3}{8}$ -inch outside diameter and $6\frac{5}{8}$ inches long, with spring finger stock $\frac{1}{2}$ inch wide at the tube end, overlapped to give a 7-inch over-all length. The finger stock is first fastened in place with small screws, and then soldered. The pipes are supported at the far end from the tubes on 2-inch ceramic cone standoffs, shored up with bushings about $\frac{1}{4}$ inch high, to bring them to the proper height. These can be metal or insulating material.

Tuning is done, as in the amplifier by W6FZA, by means of a vane of aluminum $4\frac{1}{8}$ inches wide and $3\frac{1}{4}$ inches long. This is supported on a $\frac{1}{4}$ -inch fiber rod, which is rotated by means of a 5-to-1 planetary drive mounted on the front wall of the case. A shaft bearing on the rear wall maintains shaft alignment. The shaft center is $2\frac{1}{2}$ inches in from the end and $1\frac{7}{8}$ inches down from the top of the case. Using a planetary drive gives smooth control of the tuning. The actual tuning range is about one half of a knob rotation. This can be marked on the front panel, to prevent running the vane down to the point where it will touch the plate line. The vane is not grounded, so there will be no damage, other than a momentary detuning of the amplifier, should the vane

actually touch the pipes, but it is just as well to prevent this from happening.

The bottom chassis is 7 by 11 by 3 inches in size. The bottom view, Fig. 5, shows the high-voltage by-passes, C_7 and C_8 , near the center. At the left is the adjustable bias supply, not shown in Fig. 4. Provision is made for metering the screen and plate circuits individually. A switch on the front panel selects either screen circuit, or a combination of both, for monitoring on an external meter. Separate high-voltage feedthrough insulators, J_3 and J_4 , on the back wall, permit separate plate metering, if desired. Screen voltage, heater voltage and a.c. for operation of the bias supply are brought in through an 8-pin fitting on the rear wall. A coaxial antenna changeover relay with N-type fittings is mounted on the rear wall.

Circuits and Wiring

The high input capacitance of the tubes prevents use of a quarter-wave grid circuit at 432 Mc. Even a half-wave line would be very short, so a $\frac{3}{4}$ -wave circuit is used for L_1 . This is plainly visible in the end view, Fig. 2. The main grid tuning capacitor, C_2 , is a small butterfly. To help in maintaining electrical balance, C_3 and C_4 are




Fig. 3—Top rear view of the 432-Mc. kilowatt, showing the half-wave plate line and its tuning vane.

connected in parallel with each half of C_3 . These three capacitors are mounted on the aluminum strip, also seen in the end view.


The half-wave plate circuit has already been discussed in some detail. Plate voltage is fed into the two pipes comprising L_4 through small r.f. chokes that are not visible in the photographs. These tap onto the pipes at $4\frac{1}{2}$ inches back from the open end of the line, and run to the feed-through insulators that are seen in the right center portion of Fig. 4.

The heater and screen terminals are bypassed individually, as shown in Fig. 5. Leads from the

sockets are brought down in shielded wire to feed-through bypass capacitors C_{16} , C_{17} and C_{18} , near the bottom of the grid compartment, where they run through the wall into the bottom of the assembly. They do not show in any of the pictures. The grid inductance, L_1 , is connected to C_{11} at the bottom of the U, and thence to feed-through C_{19} , in line with the three similar capacitors mentioned above.

All circuits are extensively decoupled for r.f. before entering the bottom compartment, so the latter is not shielded, and ordinary hookup wire can be used therein.

Fig. 4—Bottom view of the 432-Mc. amplifier. Bias supply is built into lower left corner of the main chassis. High-voltage leads and bypasses are at the right center.



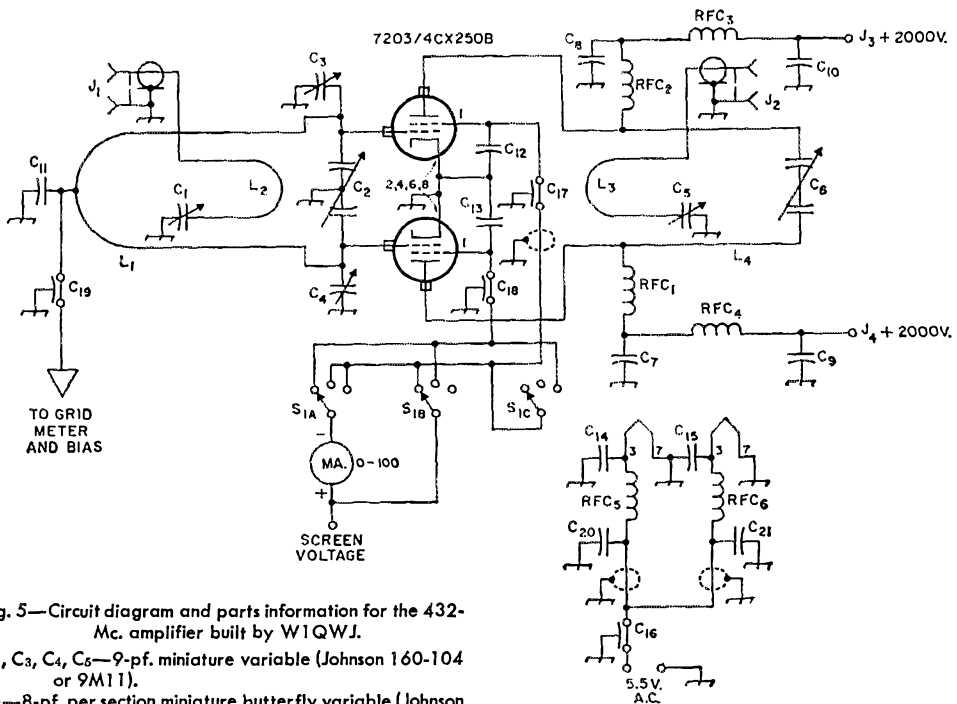


Fig. 5—Circuit diagram and parts information for the 432-Mc. amplifier built by W1QWJ.

- C₁, C₃, C₄, C₅—9-pf. miniature variable (Johnson 160-104 or 9M11).
- C₂—8-pf. per section miniature butterfly variable (Johnson 160-208 or 9MB11).
- C₁₁—Aluminum tuning vane, 3½ by 4⅞ inches. See text and Fig. 3.
- C₇, C₈—500-pf. 20-kv. TV-type capacitor.
- C₉, C₁₀—500-pf. 6-kv. disk ceramic.
- C₁₁, C₁₂, C₁₃, C₁₄, C₁₅—500-pf. button-mica.
- C₁₆, C₁₇, C₁₈, C₁₉—500-pf. feedthrough bypass.
- C₂₀, C₂₁—0.001 disk ceramic.
- J₁, J₂—N-type coaxial chassis fitting, UG-58 A/U.
- J₃, J₄—High-voltage feedthrough connector (Millen 37501).
- L₁—U-shaped loop, ⅞-inch copper tubing. U portion 4½ inches long, with 1-inch ends bent 90 degrees. Overall length 11 inches, width ½ inch, c. to c.

Checking Amplifier Balance

Maintaining the highest possible operating efficiency is important if the amplifier is to be run at the maximum ratings for the tubes, since the efficiency is bound to be somewhat lower at 432 Mc. than would be expected on lower bands. A properly-balanced circuit is important here. Unless you have more than two tubes available there is not much that can be done about d.c. balance. It is checked by running any safe combination of d.c. grid bias, screen voltage and plate voltage that will permit about 250 ma. total plate current to flow without drive applied. If the two tubes are identical the screen currents should be the same. The plate currents will also be identical. If they are dissimilar, select the two tubes that are most nearly alike.

R.f. balance is adjusted by applying drive and adjusting the grid balancing capacitors, C₃ and C₄, so that the screen currents are as nearly equal as possible. Repeak C₂ each time either balancing capacitor is changed. The screen currents are a sensitive indication of r.f. balance.

- L₂—U-shaped loop ½ inch wide and 2 inches long, with ¼-inch ends bent 90 degrees. Make from No. 14 wire 5 in. long. Space ⅞ in. from L₁.
- L₃—U-shaped loop 2 inches long and 1 inch wide. Make from No. 14 wire about 5⅞ inches long. Position about ½ inch above L₁.
- L₄—1½-inch o.d. copper pipe, 6⅞ inches long, with ½-inch finger stock overlapped to make total length of 7 inches. See text and Fig. 3. Plate voltage taps are 4½ inches from the open end.
- RFC₁—RFC₄, incl.—12 turns No. 24, ⅜ inch long, ⅝-inch diam. (Ohmite Z-460).
- RFC₅, RFC₆—6 turns No. 18, ¼-inch diam., ⅜ inch long.
- S₁—3-position 3-section switch.

Adjusting the plate circuit and output coupling for maximum power output requires a power indicating device in the coaxial line to the antenna or dummy load. Use about 1000 volts on the plates at first, and adjust the bias until about 150 to 200 ma. plate current per tube is drawn. Adjust the tuning vane position, the setting of the series capacitor, C₅, and the position of the output coupling loop, L₃, for maximum power output. Each of these settings will change somewhat with power level, so it is desirable to set up the coupling loop finally at the power level that will be run most often, or at the maximum power that will be used, since it is not possible to change it once the cover is fastened in place.

Operation


If the amplifier is to be operated Class C only, screen voltage can be set at 250 volts and left that way. Extremely good regulation is not important. For linear service there should be provision for increasing screen voltage to 350, and it

(Continued on page 144)

A Low-Cost 700-Watt Linear Amplifier

572Bs in Grounded Grid

BY LEWIS G. McCOY,* WIICP



The enclosure around the completed amplifier is made from perforated aluminum stock and reinforced at the top with aluminum angle material. Across the bottom from the left are the a.c. and standby switches, plate tuning, band switch, and loading control. The knob at the upper right corner is the sensitivity control for the output meter.

IN this day of low-priced kits it gets to be a real challenge to design a piece of gear for the home builder that will be attractive from a cost standpoint. This article describes a linear amplifier that meets this requirement. In fact, it does so by quite an appreciable margin when compared to any wired or kit amplifier with comparable power.

The amplifier shown in the photographs and Fig. 1 is capable of about 700 watts p.e.p. input on sideband or a like amount of power on c.w. What will probably come as a shock to the reader is the power supply (figuratively speaking!). Whenever high power is contemplated the usual stumbling block in cost is the power supply, particularly the power transformer. This power supply gets around that problem by using a power transformer that usually can be obtained for nothing. We say "nothing" because, after writing earlier articles describing equipment using this type of transformer, we know this is the general rule.

In the 1956 to 1959 era millions of TV sets were produced, and most of them used extremely husky power transformers. These sets have been reaching the obsolete stage, and they usually can be had for the asking from TV shops. Most of the transformers in these sets have high-voltage windings of about 700 volts, center-tapped, with current ratings of 300 to 400 ma. These transformers are built for continuous duty so they are real husky units, and in amateur

* Technical Staff.

service, which can be considered intermittent use, they will furnish high power. Such a transformer is used in this amplifier and provides an easy 700 watts input! (Rather than get into a long discussion about how much power can be taken from a given transformer, it is recommended that you read an article by WIDF that first introduced the "Economy Power Supply."¹)

In addition to keeping the power-transformer cost down, a careful check of the surplus market turned up several other items of standard values that were or could be used in the amplifier. More about this in a moment.

The Circuit

The amplifier uses a pair of 572Bs in grounded-grid operation. Drive is coupled to the filaments via C_1 and the filaments are isolated from ground by RFC_1 , a homemade choke. One problem in using a TV transformer is that the 6.3-volt winding rarely is center-tapped. An artificial center tap is created by using R_1 and R_2 across the filament winding. S_1 , between the junction of R_1R_2 and ground, can then be used as a standby switch. A pair of terminals, E_1 and E_2 , are connected in parallel with S_1 , and if desired, the standby function can be controlled by an external relay such as is provided in the VOX circuits of most excitors.

The grids of V_1 and V_2 are bypassed to ground for r.f., and the grid current is measured by M_1 . The tank circuit is a pi network designed to cover 80 through 10 meters and designed to work into 50-ohm loads. A very necessary item in a grounded-grid amplifier is an output indicator. M_2 is connected into an r.f. voltmeter circuit and serves as an output indicator. The plate current is measured by M_3 which is connected in the negative side of the high-voltage line.

The power supply is a voltage doubler that provides a no-load voltage of about 2100 volts. This drops to about 1900 volts under a load of 400 ma. Power-supply filtering is taken care of

¹ Grammer, "More Effective Use of Small Power Transformers," QST, Nov. 1952.

If you're good at smoking out useful parts in the surplus outlets, you can build this 700-watt grounded-grid amplifier for well under \$100 — and that's hard to beat in the present market!

by a series string of high-capacitance electrolytics. Six 325- μ f. 400-volt capacitors provide approximately 50 μ f. at 2400 volts. This large amount of output capacitance provides excellent dynamic regulation.

Getting the Parts


The power transformer used in this amplifier came from a 1951 17-inch RCA set. In searching through replacement catalogs it was found that nearly all makes of early sets had power transformers similar to this one. What you want to look for is one that will give 700 to 750 a.c. volts from the high-voltage secondary. Most 17-inch or larger TV sets used transformers having 300-ma.-plus ratings. Alternatively, if you are in an area where surplus stores are handy it is possible to pick up suitable power transformers quite reasonably (see Fig. 1, T_1). Look for transformers in the 700- to 800-volt range, with current ratings of 300 ma. or more. The maximum safe voltage with the rectifier-filter circuit given in Fig. 1 would be 800 volts. In a voltage-doubler circuit you can figure your

no-load d.c. output voltage at 2.8 times the total a.c. secondary voltage, and 800 volts a.c. would give you about 2400 volts no-load d.c. output. This approaches the maximum rating on the electrolytic capacitor string.

While a particular type of plate tuning capacitor, C_4 , was specified in Fig. 1, it is possible to substitute any similar capacitor as long as the maximum capacitance is 150 pf. and the plate spacing is at least 0.075 inch. Likewise, C_5 , the output loading capacitor, is approximately 1200 pf. maximum, made up by connecting the three stators of a t.r.f.-type capacitor in parallel. Some surplus stores occasionally have high-capacitance variables on sale, and any value over 1200 pf. is suitable.

The chassis and enclosure in our unit are home-built from angle, sheet and perforated aluminum stock. Heavy-duty sheet material can be found in sheet-metal shops and the perforated and angle stock in almost any large hardware store. The layout of the amplifier is not particularly critical, so any cabinet large enough to house the unit could be used. Good buys in cabinets

This view shows the component arrangement toward the front of the chassis. At the far left, between the loading capacitor and the coax output lead, are the components for the r.f. voltmeter circuit, mounted on a terminal strip. The large copper-tubing tank-coil section is supported by its own leads. Not shown in this photograph is an aluminum baffle plate that is normally mounted between the front amplifier tube and the grid meter, to prevent heat from the tube from distorting the Lucite meter case. The aluminum plate is 5 inches wide and fits between the top and bottom of the cabinet.



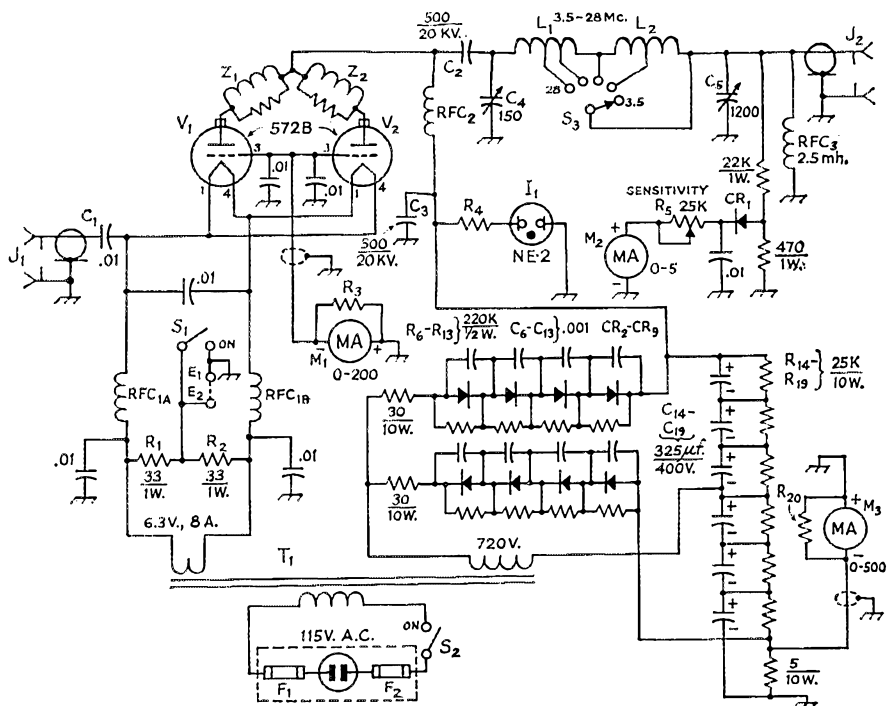


Fig. 1—Circuit diagram of the 572B amplifier. Resistances are in ohms; K = 1000.
All 0.01 μf. capacitors not listed below are disk ceramic.

- C₁, C₆-C₁₃—0.01-μf. disk ceramic.
- C₂, C₃—500-pf. 20-kv. TV-type high-voltage.
- C₄—150-pf. variable, minimum 0.070-inch spacing (E. F. Johnson 154-8, Millen 12515).
- C₅—1200-pf. variable, t.r.f.-type, 3-gang, 400-pf.-per-section, stators connected in parallel.
- C₁₄-C₁₉, inc.—325-μf. 400-volt electrolytic (Mallory CG3250T400D1).
- CR₁—1N34A germanium diode.
- CR₂-CR₉, inc.—600-volt p.i.v., 750-ma. silicon rectifier (Barry Electronics 600/750).
- F₁, F₂—10-amp. fuse, fuse-in-plug assembly.
- I₁—NE-2 panel mount neon lamp.
- J₁, J₂—Coax fitting, SO-239.
- L₁—6 turns 1/4-inch diam. copper tubing, 3-inch dia. turns spaced 1/4-inch apart, 20-meter tap, junction of L₁ and L₂; 15-meter tap, 3 1/4 turns from junction of L₁ and L₂; 10-meter tap 4 1/4 turns from junction of L₁ and L₂.
- L₂—See text; 40-meter tap 7 turns from C₆ end of coil.
- M₁, M₃—0-50 ma. (Barry Electronics Model 350P).

- M₂—0-5 millimeter (Barry Electronics Model 350P modified as per text).
- R₁, R₂—33 ohms, 1 watt.
- R₃, R₂₀—Meter shunts; see text.
- R₄—1.88 megohms (four 0.47-megohm 1-watt resistors in series).
- R₅—25,000-ohm control.
- R₆-R₁₃ inc.—0.22 megohm, 1/2 watt.
- R₁₄-R₁₉, inc.—25,000 ohms, 10 watts.
- RFC₁—28 bifilar turns No. 12 Formvar or Nylclad close-wound on 1/2-inch diam., 7 1/2-inch long ferrite rod (Lafayette Radio 32R6103, formerly MS-333).
- RFC₂—90 μh. 500-ma. r.f. choke (B & W 800).
- RFC₃—2.5-mh. r.f. choke.
- S₁, S₂—Single pole, single-throw toggle.
- S₃—Single-pole, 6-pos. ceramic rotary (Centralab 2501).
- T₁—Power transformer; see text (Barry Electronics 970960-1-1).
- Z₁, Z₂—Parasitic suppressor; 3 turns No. 16, 1/2-inch diam., 1/2-inch long, wound over three 150-ohm 1-watt resistors in parallel.

can occasionally be found in surplus and radio stores. In other words, it pays to shop around to keep the construction costs down.

Also, 811As could be used in place of the 572Bs. 811As are cheaper, but you cannot run as much input as with 572Bs. Maximum input for a pair of 811As is approximately 500 watts. Both types of tubes take the same socket connections but other changes are needed to run 811As. Maximum plate voltage should not exceed 1500 volts with the tubes fully loaded to about 300 ma.

When 811As are run at their maximum plate voltage, 4.5 volts of negative grid bias is required.

This could easily be obtained from three 1.5-volt flashlight cells connected in series. The plate voltage supply would require a different transformer. In a voltage doubler, the maximum secondary voltage of the transformer should not exceed 600 volts, which will provide about 1750 volts d.c. unloaded, dropping to about 1500 volts with the 811As fully loaded. The capacitor rectifier string would be cheaper because not as many components would be needed for the lower voltage. Only four of the high-capacitance units would be required. Mallory lists a 180-μf. 450-volt capacitor (CG181T450K1) for \$2.50. Four of these would provide 45 μf. at 1800 volts,

which would be ample. The silicon rectifiers are rated at 600 volts p.i.v. so only six would be required.

A cost breakdown on the amplifier, excluding the metal work, resulted in a figure of about \$75.00 for the 572Bs and about \$50.00 for the 811As. This includes the three panel meters at \$5.50 each. An additional saving could be effected here by using a single meter, switching it to read currents in the various stages. The 572Bs can be obtained for about \$10.00 each² and the 811As for \$3.85. The other expensive item is the bank of capacitors. The units specified in Fig. 1 sell for \$3.00 each. From time to time, similar capacitors show up on the surplus market. The remaining components are standard catalog items.

Construction Details

To make the cabinet, a sheet of aluminum, 31 by 16 inches, was bent into the form of a U, the front and back being 8½ inches high. The U was stiffened by using 1 × 1-inch aluminum angle stock completely around the inside edge of the cabinet. The overhang effect is achieved by another U-shaped piece of aluminum formed around the front panel. This piece of aluminum also helps to hold down the wrap-around perforated aluminum. The inside and outside photographs show these details.

The amplifier tube sockets and RFC_2 are mounted on a 4 × 4-inch platform, 1¼ inches high. Check the height of the platform with the tubes in the sockets to make sure you have enough clearance between the tops of the tubes and the cabinet.

There are probably several ways that T_1 can be mounted. We made up a U-shaped clamp that fitted over the core, and the transformer was clamped to the bottom of the cabinet. Electrolytic capacitors of the type specified in Fig. 1 come with screw terminals. A piece of ¼-inch thick Lucite sheet, 7¼ by 4½ inches, was drilled to take the screw terminals of the capacitors and the assembly was then supported by corner pillars above the chassis base. Keep in mind that while there is only about 400 volts across each capacitor, there is about 2000 volts between the top of the string and chassis ground.

The silicon diode rectifiers and their associated components are mounted on a strip of perforated phenolic board. If this is hard to find, it is possible to use Lucite or poly sheet stock. The strip measures 2 by 7 inches and it is mounted directly above the capacitor string.

While any meters of appropriate values can be used, we used the 0-50-ma. units (surplus) specified in Fig. 1. If you should use these meters, they will need to be shunted to get the appropriate ranges. M_1 should have a full scale of 200 ma., or a multiplying factor of 4. The shunt is made from 40 inches of No. 32 enamel-covered wire wound on a 1000-ohm 1-watt resistor. The resistor is used only as a form so any value over 1000 ohms can be used. The plate meter, full scale, is 500 ma., or a multiplying factor of 10. Seventeen inches of No. 32 enamel wire will make the proper value shunt.³

Upon close examination of this type of meter, an internal shunt across the terminals can be seen through the Lucite case. By applying the tip of a hot soldering iron near the negative terminal we made a hole large enough to reach one end of the shunt and cut it. Upon checking after the shunt was removed, it was found that the meter movement is basically 0-5 ma., which is sensitive enough for use as the output indicator, M_2 .

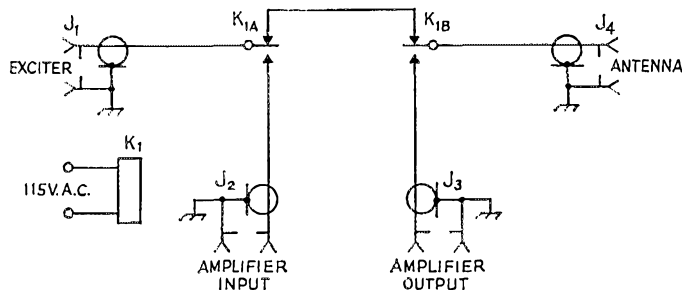
We used modified Air Dux 2008B5 Pi Dux assembly for L_2 . The coil was modified by removing all but 8 of the close-spaced turns and all but 8 of the wide-spaced turns. For 20, 15 and 10, a huskier coil is required. The 6 turns are spaced over a 3-inch length and the coil is 3 inches in diameter. In the case of L_2 , there are some ceramic surplus forms, 3 inches in diameter, that can occasionally be found in surplus (the BC-375 transmitter used them). If you can find such a form, or a suitable substitute, you can make your own L_2 coil. The inductance of L_2 is 11 μ h. and you can get this inductance by winding 16 turns of No. 14 solid wire at a pitch 4 turns per inch, the coil being 4 inches long. The 40-meter tap would be 10 turns from the C_5 end of the coil.


Although it doesn't show too well in the photographs, we painted the panel to give the unit a more professional look. The lacquers and

² Scientific Instrument Research and Development Co., 525 Lehigh Ave., Union, N. J.

³ For other types of meters a different shunt may be required. Details for making shunts are given in *The Radio Amateur's Handbook*, Measurements Chapter.

Fig. 2—Circuit for relay for transceive operation. K_1 can be any type antenna relay capable of handling the power used. The a.c. for the relay can be controlled by circuits in transceiver or by separate switch. J_1 - J_4 are coax chassis connectors.





At the right rear is the rectifier and capacitor assembly. To the left is the power transformer. Standard terminal tie points are mounted on top of the aluminum bracket that secures the transformer to the cabinet base. The standoffs mounted on the rear wall support the dropping resistors for the neon panel lamp, the high-voltage indicator. At the left-hand side is the filament choke, RFC₁.

enamels that come in spray cans are excellent for this purpose. However, before you paint, make sure the panel is completely clean. Vinegar is an excellent material for removing finger and grease marks. Don't rush the job when applying the spray paints. It takes many light coats of spray to come up with a satisfactory job.

Tune-Up Procedure

If you've never tuned up a grounded-grid amplifier you are likely to find it differs considerably from other types. It is practically impossible to use the conventional plate-current dip in tuning this type of amplifier. The plate-current and grid-current meters are primarily used to check the operating conditions. What is required is an output indicator, and although an output meter of the type used here is only a relative indicator, it does show when you are getting the most output.

Tuning any linear amplifier is best accomplished with a scope. Details for using one have been covered many times in past articles, and information can be found in the *ARRL Handbook*. However, it is possible to tune up without a scope and be reasonably assured that the amplifier is linear, with no flat topping. With a pair of 572Bs as used here, the object is to adjust the driving power, tuning and loading controls to reach maximum output with a plate current of 360 ma. and a grid current of 40 ma., using a c.w. driving signal. Simultaneously, when you have arrived at the stated conditions, reducing the drive slightly should cause the output (and input) to start to drop. Under these conditions, the amplifier should be working linearly. Arriving at these conditions requires careful adjustment of the controls and the drive from the exciter. These

conditions are, of course, for sideband or a.m. linear work. On c.w., you can drive the tubes harder and there is no real concern about linear operation.

Any of the exciters in the 30- to 150-watt range will provide more than adequate drive, as the tubes require only a driving power of about 30 watts. Of the 30 watts, about 20 watts will be fed through to the output.

There is no switching provision built into this amplifier for use with transceivers. However, it would be quite simple to add an antenna-type changeover relay for such operation. Such a circuit is shown in Fig. 2. The relay could be mounted in a small box which in turn could be mounted on the back of the amplifier.

However, an interesting thing was noted in using this amplifier with a transceiver. We connected the amplifier to an antenna system and used a transceiver to drive it, but a separate receiver was used. After using this setup for a few contacts, and noting no "hash" from the amplifier with the filament center tap grounded, we connected a speaker to the transceiver. The transceiver, of course, had closer coupling to the amplifier than the separate receiver and we certainly expected some hash or noise from the amplifier. There was none, but what was more surprising was the fact that there was enough signal coupling from the antenna, through the amplifier, to make it quite easy to copy signals with the transceiver. There was a very slight reduction in signal strength as compared with connecting the receiver directly to the antenna but not enough to really be concerned about. In any case, we would suggest that you try the system before adding a separate relay. It may well suit your needs. QST

The CWX

BY DALE J. FISHER,* W4VQK

A CONVENIENCE that is frequently available with single-sideband transmitters is VOX (voice semibreak-in) control of the station operation. A closely-parallel control circuit, CWX, has been designed that provides similar automatic semibreak-in control for c.w. operation. The principle involved is also essentially the same as that of two "turner-onner" devices described in earlier issues of *QST*.¹

Circuit

The circuit of the CWX is shown in Fig. 1. The operation of this circuit is as follows: When the key is open, both triode stages are biased so that none of the relays is energized. At the instant the key is closed, keying relay K_1 is energized with an overdriving current. Simultaneously, the closing of contacts K_{1A} grounds the grid of V_{1B} , causing K_2 to be energized (also with an overdriving current). K_2 switches line voltage to the antenna changeover relay K_3 , and simultaneously turns on an "on-the-air" sign.

The transmitter is then keyed in the normal manner through contacts K_{1B} . K_2 will not open with normal character spacing because cutoff of V_{1B} is delayed by the time constant of C_1 and R_2 . However, if there is a pause in keying, the grid voltage of V_{1B} will rise from ground potential exponentially (because C_1 must be charged through R_2), and will eventually reach the value set by potentiometer R_1 . R_1 thus sets the "hold" time of K_2 . With the constants shown in Fig. 1, R_1 has a hold-time range from about $\frac{1}{2}$ second to 4 seconds. It is suggested that the hold time be adjusted to about 1 second.

Now, if the operator sends a letter 'T', K_1 will follow the key, but K_2 will remain in the energized (transmit) condition for the duration of the hold time, after the character has been completed. If a string of characters is sent, the CWX will change from the receive to the transmit mode at the instant that the first character is started, and it will remain (hold) in the transmit mode until a space between keyed characters, equal to or greater than the hold time, first appears. Whenever the next string of characters begins, the CWX will repeat the above action. If the operator wishes to listen, he need only pause

for the hold time, at the end of which K_2 will return the station to the receive mode. Thus the transmitting key itself controls the entire station, switching it between receive and transmit conditions in a manner exactly analogous to the automatic switching provided by the signal from a microphone by means of a VOX circuit.

Interlock

A unique feature of the CWX is an interlock to ensure that the antenna change-over relay has arrived at the transmit position before any r.f. comes out of the transmitter. The interlock is obtained by wiring a normally-open pair of external auxiliary contacts on the antenna relay in series with contacts K_{1B} of the keying relay. Thus, even though contacts K_{1B} may be closed, the transmitter will not be keyed until contacts K_{3B} are closed. The desired interlock action is achieved by proper adjustment of the auxiliary contacts K_{3B} . These contacts must be adjusted so that they close later than the internal contacts K_{3A} when K_3 is energized.

It will be noticed that one key terminal is at ground potential, while the other terminal is always at low voltage with respect to ground. The current that must be handled by the key contacts is well under 100 μ a.

Construction

The components of the CWX can be housed in a $10 \times 4 \times 2\frac{1}{2}$ -inch aluminum box or chassis. Shielded wire should be used for all connections to grids, as indicated in Fig. 1. Otherwise, there is nothing critical about the wiring or placement of components. It is not necessary to provide a heat sink for the Zener diode. Either screw

* 22 Outer Drive, Oak Ridge, Tenn. 37832.

¹ Hiele, "An Automatic Transmitter Turner-Onner," *QST*, May, 1950.

Campbell, "Tattoo — Automatic C.W. Transmitter Control," *QST*, August, 1956.

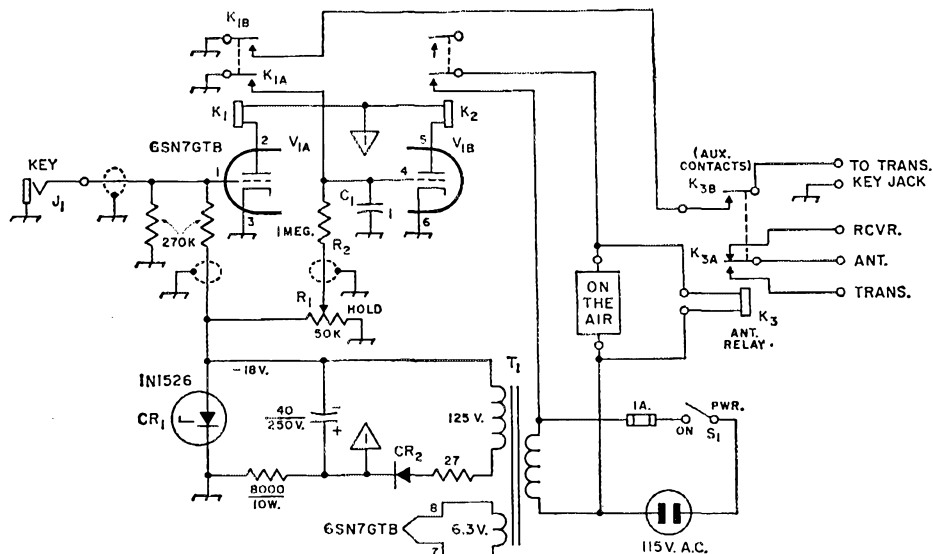


Fig. 1—Circuit of the CWX control unit. Resistances are in ohms ($K = 1000$). Resistors are 1-watt, unless indicated otherwise. Capacitances are microfarads (μ).

C_1 —1- μ f. Mylar.

C_2 —40- μ f. 250-volt electrolytic.

CR_1 —18-volt 10-ma. 1-watt Zener diode (International Rectifier).

J_1 —Open-circuit key jack.

K_1 —D.p.d.t. relay, 10,000-ohm 5-ma. coil (Potter & Brumfield KCPI1), or similar relay with three poles (KCPI4); see text.

K_2 —Same as K_1 , 2 poles (see text regarding use of

second pole).

K_3 —Coaxial antenna relay with external auxiliary contacts (Dow-Key DK60-G2C, 115-volt a.c. coil).

R_1 —Linear-taper control.

R_2 —1 megohm, 1 watt.

S_1 —S.p.s.t. switch, any type.

T_1 —Power transformer: 125 volts, 50 ma.; 6.3 volts, 0.6 amp. (Stancor PA-8421, 2-amp. filament winding not used).

terminals, or phono jacks and plugs can be used for external connections.

Testing

The keying relay must follow the key, whatever type it may be—straight key, bug or electronic key. To check this, connect an ohmmeter across the terminals of the key before it is plugged into the CWX. Send a string of dots, and then a string of dashes, and observe the ohmmeter reading for each string. With typical adjustment of a bug or a keyer, the ohmmeter will hover, respectively, at about 50 and 75 per cent of the short-circuit reading. Now connect the key to the CWX and connect the ohmmeter to the output keying terminals. Again send a string of dots, and a string of dashes. If the ohmmeter readings are the same as before, relay K_1 is following the key.

When the first keyed letter that switches the CWX from the receive to the transmit mode begins with a dot, it is necessary that the dot be heavy enough so that the external auxiliary contacts of K_3 close during the dot. If this is not the case, a keyed letter L would be transmitted as a D, for example. All dots from an electronic key have the same weight and, with normal adjustment, this error will not occur up to fast keying speeds. However, the absence of this error, for the chosen weight and speed, should be verified by test with a monitor. Since the

heaviness of dots is less reproducible with a manual key, one cannot be certain that a beginning dot of a first letter will be transmitted. For this reason, when a manual key is used, the CWX should be switched from the receive to the transmit mode by starting each sequence with a letter T, or a BK. It should be pointed out that this malfunction may occur with any relay-operated automatic control system, including VOX. It is not unique to the CWX.

Optional Modifications

If an electronic keyer is being used, rather than a straight key or bug, V_{1A} and K_1 may duplicate a portion of the keyer. If an extra normally-open contact pair is available on the keying relay of the keyer, then it will not be necessary to build the V_{1A} - K_1 circuit in constructing a CWX unit; it will be necessary to build only the V_{1B} - K_2 circuit.

If desirable, the final amplifier of the transmitter could be blocked off during receive periods by applying cutoff bias voltage by means of the spare contacts of K_2 . Alternatively, these contacts could be used to mute the receiver.

If side-tone keying is desired, it could be accomplished by substituting a 3-pole relay at K_1 . The same type of relay suggested under Fig. 1 is obtainable with 3 poles, although its maximum operating speed may not be as high as the two-pole model.

QST

THE many requests for information on the use of the 6F 183/6EH7 variable-mu frame-grid pentode mentioned by the author as an r.f. amplifier in an earlier *QST* article¹ have forced the following conclusion: there still exists that breed of radio amateur who would rather rebuild his present equipment than trade it in on a new model to obtain the best possible performance. This article is dedicated to that breed.

A knowledgeable reader of this article may correctly point out that atmospheric and man-made noise levels will normally exceed the low noise levels in the author's receivers. But that is how it should be! A quick method of checking receiver performance is to disconnect the antenna and note what happens to the audio-output noise level. It should drop when the r.f. gain is wide open and the receiver is set at its upper frequency limit. It should also be possible to peak up the antenna noise with the antenna trimmer control. If these two checks are marginal, then pull out the r.f. amplifier tube to cause a drop in noise. If the noise still doesn't drop, you know that the mixer or converter stage is contributing more noise than the r.f. amplifier or the atmospheric and man-made noise levels coming in from the antenna. Improving the receiver is now up to you.

6BZ6 pentode was used for several years as an r.f. stage, but it was always unstable above 20 Mc. The present 6EH7 has been used as an r.f. amplifier in the guinea pig since early 1962, and it will continue in that role until a better tube is invented. This article not only discusses how to use the 6EH7 to obtain better performance, but it also discusses the principles used by the author to evaluate new tubes as they are introduced on the market.

The following list presents most of the factors which should be kept in mind when planning receiver front-end improvements.

1) R.f. stages which were originally designed to operate with remote-cutoff pentodes should be rebuilt with better remote-cutoff pentodes and not sharp-cutoff pentodes or any triodes.

2) The transconductance of the new pentode should be higher than that of the old pentode.

3) The cathode current of the new tube should not exceed 20 milliamperes.

4) The grid-to-plate capacitance of the new pentode should be equal to, or less than, that of the old pentode.

5) The sum of the pentode's shot noise and partition noise should be as small as possible.

6) The dynamic plate resistance of the new pentode should not be less than .5 megohm.

7) The cost and availability of the new tube should be such that the average receiver can readily be modified.

8) The heater voltage must match that of the old tube.

The factors given above are not all independent, so a compromise must usually be reached when considering an assortment of tubes. Various methods of weighing the importance of these factors are discussed in the following sections of this article.

Pentode versus Triode

A number of articles have appeared on the subject of receiver improvements by using triodes to replace pentodes, but it is the author's experience and opinion that the resulting loss in r.f. gain and selectivity do not justify the reduction in tube noise. The loss in gain and r.f. selectivity is a result of the low dynamic plate resistance of the triode which swamps the Q of the resonant r.f. plate circuit. These plate circuits were originally designed to yield the desired Q when operated with the high plate resistance of pentodes. The dynamic plate resistance is in parallel with the plate circuit when considering the equivalent circuit of the tube, plus the plate circuit. For this reason, a plate resistance which is below 0.5 megohm is not desirable.

Many articles on receiver improvements have appeared in the amateur magazines and there are sections in the ARRL *Handbook* on this subject, so no attempt will be made to give credit to all reference material used in this article. Some credit is due the old HQ-120X receiver which has served as a guinea pig during the past decade of rebuilding and experimentation. This particular receiver (a Navy version of the HQ-120X) went through the Second World War and was salvaged from a junk heap around 1950. The first attempts to improve it were started when W1NXY² discussed some changes in the post-war HQ-129 receiver. This consisted of changing the mixer stage to obtain lower noise operation. Revisions in the r.f. stage were already underway when W5UOZ³ discussed this and other areas of the same receiver. Not all of the work through the years on the guinea pig resulted in improvements—the cathode-coupled triodes and cascode triodes were tried out as r.f. amplifiers and rejected for reasons discussed later on. A

* HRB-Singer, Inc., P. O. Box 60, State College, Pa.

¹ Balogh, "A Low-Noise 2-Meter Converter," *QST*, April, 1964.

² Santangelo, "Second Guessing the Experts on the HQ-129A," *CQ*, April, 1952.

³ Stueber and Noe, "HQ-129X Receiver Improvements," *CQ*, May, 1959.

High Transconductance

If there had to be just one criterion for evaluating receiver pentodes, it would be for higher transconductance. This primary characteristic determines the obtainable gain as well as the shot noise and partition noise. But in any practical application, higher gain can be utilized only if the stage is stable, and this is primarily a function of the tube's grid-to-plate capacitance. Thus, higher transconductance can be handled only if the C_{gp} is about equal to that of the old tube. Also, in practical applications, higher gain presupposes the end result of detecting weaker r.f. signals, but the minimum detectable signal is determined by the combined atmospheric, man-made and tube noise present at the front end of the receiver. We cannot do anything in the receiver to change the atmospheric and man-made noise levels. The tube noise of a pentode is usually considered to be the sum of the shot noise and the partition noise. The shot noise is reduced by higher values of transconductance. The partition noise is reduced by a combination of higher transconductance and a smaller ratio of screen current to cathode current. Some sharp-cutoff pentodes are on the market (the 7788 is one example) which yield low shot and partition noise by having both high transconductance and a low ratio of screen-to-cathode currents.

use two different approximations, one from the MIT reference⁴ and the other from the Radiotron reference.⁵ The results of both equations are then used to establish a ball-park figure for the equivalent noise resistance of the tube in question. The equations appear below:

$$(MIT) R_{eq} = R_{SHOT} + R_{PARTITION} = \frac{2.5}{g_m} + \frac{20I_{SG}}{g_m I_K} \text{ ohms}$$

$$(Radiotron) R_{eq} = \frac{I_P}{I_K} \left(\frac{2.5}{g_m} + \frac{20I_{SG}}{g_m^2} \right) \text{ ohms}$$

where g_m = Transconductance in mhos
 I_K = cathode current in amperes
 I_P = plate current in amperes
 I_{SG} = screen grid current in amperes

A selection of both sharp and remote-cutoff pentodes is listed in Table I to show the results of the two equations. Keep in mind that a high-gain (high-transductance) pentode is desired which has the lowest possible equivalent noise resistance. The other columns in Table I are discussed elsewhere. The information on the sharp-cutoff tubes is provided as reference material for use when selecting a low-noise mixer stage. The reader can observe that the 6EH7

Frame-Grid R.F. Pentode

BY JOEL BALOGH,* K3CFA

But such tubes, even if a remote-cutoff version were available, would not be usable for improving a communications receiver because the total cathode current (45 ma. for the 7788) might cause heating in the Litz wire of the coils in the receiver. For this reason, an upper limit on the total cathode current was set at 20 ma. The price of the 7788 would also be a disadvantage for this particular tube.

Evaluating New Tubes

The data on the new tubes which are introduced on the market, seldom include specific mention of shot and partition noise, so recourse must be taken to compute this information from the data which are furnished. Shot and partition noise is usually spoken of in terms of the equivalent resistors which would give rise to the observed noise voltages. This analogy arises from the observable noise voltage which is present across the terminals of any resistor due to the random motion of the electrons which are present in the resistance material. This has the classical name of Johnson Noise. The equations which are in use for computing the values of these equivalent resistors are usually approximations instead of precise equations. This makes the computation easier. But it also results in a variety of approximation equations. The author here prefers to

has the lowest computed equivalent noise resistance of the remote-cutoff pentodes listed in Table I.

Ratio of Transconductance-to- C_{gp}

As mentioned previously, a high-transconductance pentode will have merit as an r.f. amplifier only if the grid-to-plate capacitance is low enough to give stable operation. The 6EH7 does not have the lowest C_{gp} , as shown in Table I, but it does have the highest g_m . The obvious way to get a relative comparison between r.f. pentodes, is to look at their ratios of g_m/C_{gp} . This is tabulated in one of the columns of Table I. Again, the 6EH7 shows up as the best tube when the criterion is for the highest g_m -to- C_{gp} ratio.

Ratio of g_m/C_{gp} -to- R_{eq}

For the case where a new tube may not have the lowest R_{eq} but does show the highest g_m/C_{gp} ratio (or vice versa), a relative comparison based on the ratio of g_m/C_{gp} -to- R_{eq} would be helpful. This latter ratio is tabulated in the last column of

⁴ Vacuum Tube Amplifiers, p. 625, MIT Radiation Lab. Series, Vol. 18, McGraw-Hill, 1948.

⁵ Radiotron Designer's Handbook, p. 937, Fourth Edition, Distributed by RCA, December 1957.

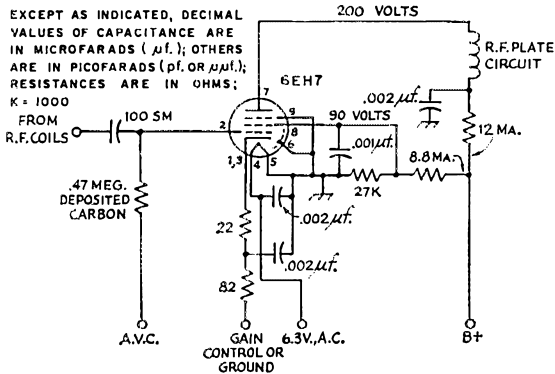


Fig. 1—Circuit diagram of a gain-controlled frame-grid r.f. amplifier.

Table I. The lowest value of the two approximated R_{on} 's was used for computing this ratio. Again, the 6EH7 is the best available tube for use as a gain-controlled r.f. amplifier when the criterion is for the highest $g_m/C_{rp-to-R_{on}}$ ratio.

Selecting a Mixer Tube

With a few exceptions, most of the comments on selecting an r.f. tube apply to the task of selecting a mixer tube. Since the plate and grid circuits are not tuned to the same frequency, feedback by way of C_{rp} should not produce instability. Some mixers are desired which have a broad-band response (such as in converters), so a lower value of dynamic plate resistance can be tolerated. This lower value cannot be tolerated, though, if the mixer is in a communications-type receiver where high- Q i.f. transformers follow the mixer stage. The 6EJ7 sharp-cutoff pentode (Table I) is a good candidate for mixer service. The author uses four of them in this role, in four different receiving systems. The 6EJ7s have also been put to use as i.f. amplifiers in an f.m. tuner and a pre-i.f. noise-silencer.

An R.F. Amplifier Circuit

The 6EH7 has been used as an r.f. amplifier by the author in the HQ-120X receiver as well as an Eddystone S88A ham-band receiver and an RME DB-20 preselector. The circuit shown in Fig. 1 represents an r.f. amplifier which can be adapted for use in any receiver covering all, or parts, of the 0.55-Mc. to 30-Mc. range. The unspecified plate and screen-dropping resistors must be selected on the basis of the available supply voltages and the required plate and screen circuit currents. Please note the specified values of cathode and screen bypass capacitors. These values were selected to form series-resonant circuits where the inductance is in the form of the capacitor leads. Do not use larger values of bypass capacitors unless the amplifier is for use only on lower frequencies. A 0.01- $\mu\text{f.}$ bypass can be used at 7 Mc. and lower, while a 0.1- $\mu\text{f.}$ bypass can be used at 2-Mc. and lower. The unbypassed 22-ohm cathode resistor is used to compensate

for variations in input capacitance and resistance which otherwise would occur when cathode or grid voltages are changed. Pin 6 is used to ground the tube's internal shield. An external shield is also recommended. The heat-dissipating style such as IERC's TR-6-6020B will assure long tube life. Something not shown in Fig. 1, but which is always used by the author, is a shield partition which straddles the tube socket. A piece of $\frac{1}{32}$ -inch sheet brass, which is about 3 inches square, is installed to pass between Pins 1 and 9 and between Pins 5 and 6. Pins 5, 6, and 9, the center post of the socket, and the grounded ends of the bypass capacitors, are then soldered to this brass plate.

Of course, the r.f. circuits will have to be realigned after the new tube is installed.

A Mixer Circuit Using the 6EJ7 Pentode

The mixer circuit which was used in the HQ-120X appears in Fig. 2. A separate local oscillator using a 6AK5 was installed on a subchassis underneath the main chassis. The 9-pin socket for the mixer was mounted on an adaptor plate which replaced the old 8-pin socket. The variable cathode resistor and the trimmer capacitor between the oscillator plate and the mixer grid are adjusted so that the mixer has high gain while remaining stable over the entire frequency range. Too much oscillator injection or too little mixer bias will produce "birdies." A triode local oscillator should *not* be used if pulling of the oscillator frequency is to be avoided on the higher frequency bands.

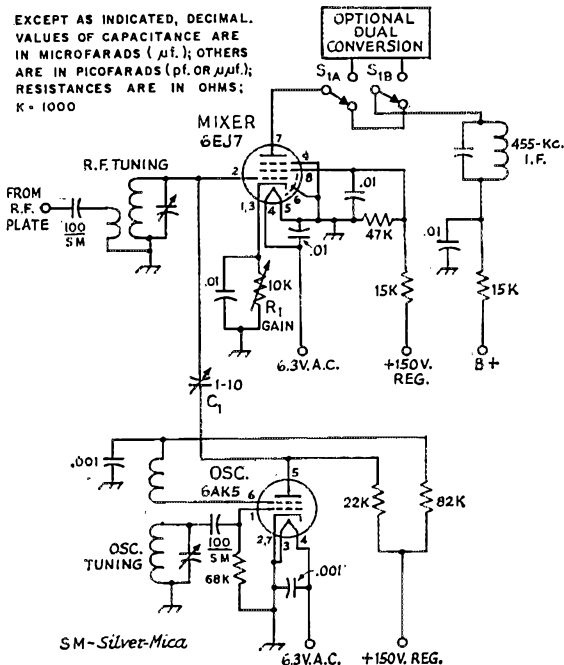


Fig. 2—Circuit diagram of an improved mixer and local oscillator for the HQ-120X receiver.

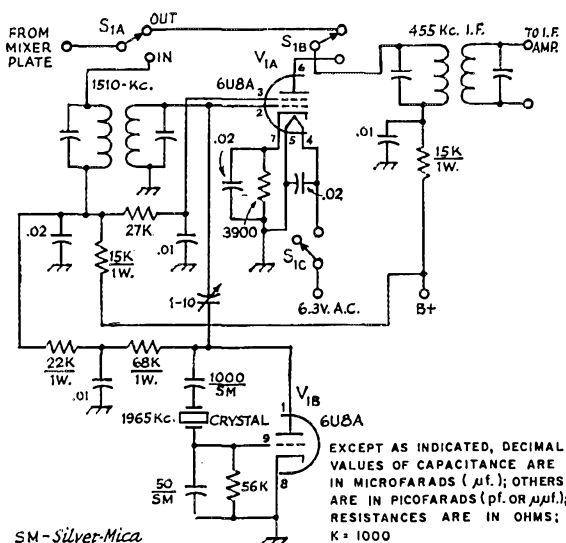


Fig. 3—Circuit diagram of the dual-conversion unit for the HQ-120X receiver.

Dual Conversion for the HQ-120X Receiver

The image rejection of this receiver was not very good when operating above 10 Mc. because of its relatively low i.f. of 455 kc. A subchassis was installed under the main chassis of the HQ-120X which provided dual-conversion capabilities above 10 Mc. A three-pole, double-throw wafer switch was mounted behind the front panel with its shaft coming out just to the left of the sensitivity control and below the send-receive switch.

The schematic of this dual-conversion unit is shown in Fig. 3. It uses a 6U8A triode-pentode, with the triode serving as a crystal-controlled oscillator and the pentode as the mixer. The frequency of this crystal can be between 1855 kc. and 2055 kc. The 1965-kc. unit was obtained from one of the surplus crystal companies. The cathode resistor of the pentode might have to be adjusted a little to obtain stable mixer operation. Of course, the first local-oscillator circuits had to be realigned when the dual-conversion feature was incorporated in the receiver. The fixed-padder capacitors which were in series with the oscillator coils, for the two bands above 10 Mc., were replaced with Arco 307, 350-1180 pf., variable padder capacitors. A signal generator which provided marker signals every 1 Mc., as well as a variable-frequency signal, was useful for the realignment work.

Changing the HQ-120X over to dual conversion entailed a lot of work, but the elimination of the image problem was well worth it. The elimination of the images was especially rewarding when using this receiver as a tunable i.f. in the 14-Mc. to 18-Mc. range, which is the output frequency of the 2-meter converter used by the author. The noise present at the image frequency tended to degrade the performance of the converter by approximately 3 db. when the 455-kc. i.f. was used at 14 Mc.


Actual Results

Some reasonable questions come up every time the subject of receiver improvements is

(Continued on page 142)

Table I — Tabulation of Pentode Tube Data

| Tube Type | Plate Voltage | Screen Voltage | Cathode Current ma. | Plate Current ma. | Screen Current ma. | μ_m μ mhos | C_{op} pf. | r_p meg-ohms | Equivalent Noise Resistance | | | |
|-----------|---------------|----------------|---------------------|-------------------|--------------------|--------------------|--------------|----------------|-----------------------------|----------------|--------------------------------|----------------------------|
| | | | | | | | | | MIT ohms | Radiotron ohms | Ratio $\mu_m / C_{op} 10^{12}$ | $\mu_m / C_{op} 10^9$ Req. |
| 6SS7 | 250 | 100 | 11.0 | 9.0 | 2.0 | 1,850 | .004 | 1 | 3320 | 10,680 | .463 | .139 |
| 6SK7 | 250 | 100 | 11.8 | 9.2 | 2.6 | 2,000 | .003 | 0.8 | 3450 | 11,100 | .666 | .193 |
| 6B16 | 250 | 100 | 12.5 | 9.2 | 3.3 | 3,600 | .0035 | 1.3 | 2160 | 4,260 | 1.03 | .477 |
| 6SG7 | 250 | 150 | 12.6 | 9.2 | 3.4 | 4,000 | .003 | 1 | 1980 | 3,100 | 1.33 | .674 |
| 6BA6 | 250 | 100 | 15.2 | 11.0 | 4.2 | 4,400 | .0035 | 1 | 1820 | 3,520 | 1.25 | .685 |
| 6DC6 | 200 | 150 | 12.0 | 9.0 | 3.0 | 5,500 | .02 | 0.5 | 1370 | 1,830 | .275 | .202 |
| 6BZ6 | 125 | 125 | 17.6 | 14.0 | 3.6 | 8,000 | .015 | 0.26 | 822 | 1,140 | .533 | .648 |
| 6JH6 | 125 | 125 | 17.6 | 14.0 | 3.6 | 8,000 | .015 | 0.26 | 822 | 1,140 | .533 | .648 |
| 6HR6 | 200 | 115 | 17.5 | 13.2 | 4.3 | 8,500 | .006 | 0.5 | 875 | 1,490 | 1.42 | 1.62 |
| 6EH7 | 200 | 90 | 16.5 | 12.0 | 4.5 | 12,500 | .0055 | 0.5 | 637 | 776 | 2.27 | 3.56 |
| 6BH6 | 250 | 150 | 10.3 | 7.4 | 2.9 | 4,600 | .0035 | 1.4 | 1770 | 2,330 | 1.31 | .739 |
| 6SH7 | 250 | 150 | 14.9 | 10.8 | 4.1 | 4,900 | .003 | 0.9 | 1630 | 2,850 | 1.63 | 1.00 |
| 6AK5 | 180 | 120 | 10.1 | 7.7 | 2.4 | 5,100 | .02 | 0.5 | 1420 | 1,880 | .255 | .180 |
| 6AU6 | 250 | 150 | 14.9 | 10.6 | 4.3 | 5,200 | .0035 | 1 | 1590 | 2,660 | 1.48 | .930 |
| 6BC5 | 250 | 150 | 9.6 | 7.5 | 2.1 | 5,700 | .02 | 0.8 | 1210 | 1,360 | .285 | .236 |
| 6CB6A | 125 | 125 | 16.7 | 13.0 | 3.7 | 8,000 | .015 | 0.28 | 867 | 1,150 | .533 | .616 |
| 6DE6 | 125 | 125 | 19.7 | 15.5 | 4.2 | 8,000 | .025 | 0.25 | 847 | 1,280 | .320 | .378 |
| 6AC7 | 300 | 150 | 12.5 | 10.0 | 2.5 | 9,000 | .015 | 1 | 722 | 720 | .600 | .838 |
| 6AH6 | 300 | 150 | 12.5 | 10.0 | 2.5 | 9,000 | .03 | 0.5 | 722 | 716 | .300 | .419 |
| 6HS6 | 150 | 75 | 11.6 | 8.8 | 2.3 | 9,500 | .006 | 0.5 | 769 | 668 | 1.58 | 2.37 |
| 6FS5 | 275 | 135 | 9.2 | 9.0 | 0.17 | 10,000 | .03 | 0.24 | 287 | 278 | .350 | 1.20 |
| 6EW6 | 125 | 125 | 14.2 | 11.0 | 3.2 | 14,000 | .04 | 0.2 | 503 | 392 | .350 | .893 |
| 6EJ7 | 200 | 200 | 14.1 | 10.0 | 4.1 | 15,600 | .0055 | 0.51 | 532 | 352 | 2.84 | 8.07 |
| 66R8 | 180 | 150 | 14.4 | 11.5 | 2.9 | 15,900 | .018 | 0.09 | 410 | 308 | .884 | 2.87 |
| 7788 | 135 | 165 | 40.0 | 35.0 | 5.0 | 50,000 | .035 | — | 100 | 79 | 1.43 | 18.1 |



HURRICANE BETSY

*A Summary and Analysis
of Amateur Radio Performance
in One of the Worst Storms Yet*

BY GEORGE HART,* WINJM

WHEN Hurricane Betsy entered on "stage right" out of her spawning grounds in the South Atlantic, around the first of September, no one knew exactly where she was headed, but everyone expected she would reveal her destination in a day or so. She wandered north of Puerto Rico and headed slowly north-westward of the Bahamas in a course that promised minimum destruction to populated land masses. It looked as though she might curve northward and eastward and get lost in the North Atlantic and spare us completely as few full-fledged hurricanes such as Betsy have ever done.

But even in the early stages she showed signs of being erratic. On August 30 she paused, as though undecided, north of P.R. and Hispaniola, and did a little pirouette, changed direction from northwest to southwest, then resumed her west-northwest course which gradually curved northward until by Sept. 5 she was pointed right at the Hatteras areas. By this time the residents of Southern Florida were drawing deep breaths of relief.

Much to everybody's surprise, Betsy then went around in another loop, completely reversing direction, and headed straight for the Bahamas, where by Sept. 7 she was doing her considerable worst. Then she went due west and raked the Florida Keys, then into the Gulf of Mexico and curving northward to sock New Orleans and proceed inland and eventually disintegrate into squalls and rainfall.

Amateur organizers all over the east, and particularly the southeast, watched Betsy's progress with interest and some apprehension. First the fine Florida ARPSC organization went into action, then states along the gulf as Betsy approached the New Orleans area. We have reports galore and will summarize them here-with in chronological order.

* National Emergency Coordinator, ARRI.

Florida

Both Florida SECs reported what happened in their respective sections and throughout the state-wide organization. W4YIT tells us that the Florida AREC plan went into operation on Sept. 7 at 0300Z with a "Condition Three" (full emergency), with nets C and D in full swing. As the hurricane brushed the tip of the Florida peninsula and raked the Keys, net managers adjusted their schedules to meet the traffic loads. All key city stations were on the job. Despite the fury of the wind, most commercial communications (now largely underground) remained intact. W4BUG and VP7NS made contact and first informal damage reports from Nassau were received.

On Sept. 8 the nets went on Condition Two (limited emergency), and by Sept. 10 had fallen into Condition Four (aftermath). But as the Hurricane approached the North Gulf Coast they again sprang into life, this time with W4MLE in charge of state operations. Again no communications emergency developed, although both civil defense and the Red Cross utilized the ARPSC circuits for formal message traffic. Stations in Atlanta maintained liaison with Florida Nets C (3940) and D (3651) and also WARN, and a circuit was set up with New Orleans to conduct direct communications between New Orleans and Atlanta, the latter the Southeast Area headquarters for the Red Cross.

High tides were a major concern in Western Fla., and the Weather Bureau requested tide readings from coastal points between Apalachicola and Cedar Key. These were obtained by K4PVP and forwarded hourly to Tallahassee via the Florida Emergency Net (QFEN).

As the storm went ashore at New Orleans, the Weather Bureau requested a radar observation from the New Orleans Weather Bureau, with whom they had lost contact. Efforts to reach the New Orleans Weather Bureau were futile. New Orleans amateurs were available but they had no way to contact the Weather Bureau in the absence of telephone facilities.

Florida nets on 3940 and 3651 operated until 0800Z, when traffic flow slowed to a trickle. After this, individual Florida stations were on hand to assist on 3910 and adjacent frequencies.

Mississippi

The Mississippi RACES net was in operation, as was the Miss. C.W. Net, and amateurs throughout the state were active in these and in WARN, RN5, and Louisiana and Florida nets. Many Miss. amateurs were active trying to assist harassed operators in the New Orleans area where Betsy was really raising Cain.

Louisiana

This was the state hardest hit by Betsy, requiring intensive activity from amateurs all over the state and from Eastern Texas. We have many reports and will summarize them one by one without, however, being repetitive from one to the other.

Delta Division Newsletter No. 9 from Director W5LDH summarizes the operation very well. Let us quote from it:

"Hurricane Betsy . . . left us with a communications breakdown the likes of which probably hasn't been equalled in our history. The area hams did a magnificent job. Cooperation with all official agencies was excellent. At the request of the city health officer a group of us organized a medical emergency net to enable him to speak with doctors . . . to supply the medical needs for thousands of evacuees. Within a matter of a few hours . . . we had 15 ham mobile units in operation at 15 different shelters. In some cases this was the only means of communication for three days and nights.

"There was a team of Texas amateurs who brought . . . generators and a complete mobile van which they set up in front of police headquarters. Local hams . . . handled hundreds of messages for the Red Cross, civil defense, police and fire departments. Welfare traffic is still being handled. So many are deserving of credit. . . ."

W5LDH follows this up with a detailed letter in which he described the fury of the storm when it hit New Orleans on Sept. 9, and the damage wrought by it until it began to subside on the 10th, permitting intensive operations to commence on the morning of the 11th. W5LDH met with RACES RO K5MEC and city c.d. director and health officer to arrange for radio contact between evacuee shelters and City Hall. K5USU, himself a doctor, was NCS for the medical emergency net. Fifteen mobiles were strategically placed at shelters within two hours and requests for supplies at the shelters started to flow. K5EOE, another doctor, set up at City Hall and made direct contact with the Red Cross and Salvation Army. Messages concerned such items as snake-bite serum, tetanus vaccine, needles, syringes, digitalis, etc. There were about 30,000 evacuees to be cared for in the shelters. W5FMO handled a great deal of traffic on 3905, the medical net operated on 3915, and the Texans who came to assist — about whom more later — set up on 3930 kc. Six meters was tried, but without success.

Spawned in the equatorial Atlantic Hurricane Betsy whirled her erratic way first westward, then northward reversing directions twice before she did her worst damage west of New Orleans, La.

FCC issued an order declaring a voluntary communications emergency from 3910 to 3920 kc., and this was well respected throughout the emergency.

Most of the remaining Louisiana reports come from Louisiana SCM W5PM, who went to considerable trouble and effort to collect them. Although Jack disclaims any writing ability, his own individual report is quite meaty, and we'll summarize it along with the rest:

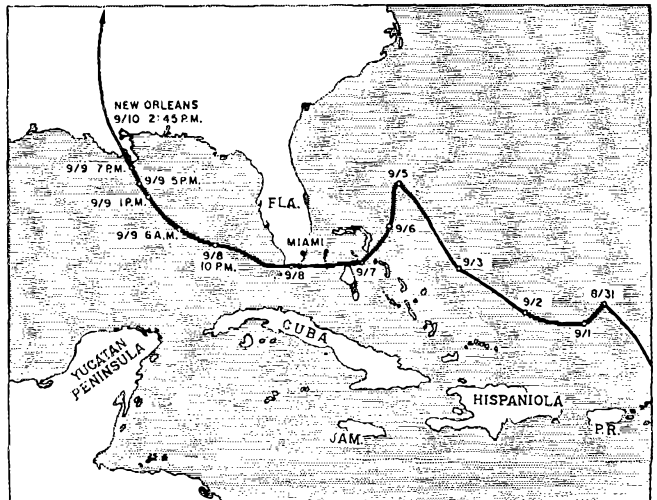
W5PM, Covington, La.: Tracked Betsy beginning Aug. 23 when she was still in the Leeward Islands. Early contact was made with Director W5LDH, SEC W5BUK and former SCM W5FMO, all of whom subsequently lost power and had to switch to emergency supplies. W5PM and K5RSF handled welfare traffic for families in Covington, although power was off for from three to five days. The Delta S.S.B. Net was active and did a fine job.

K5AAM, La Place, La.: Only station active in St. John's Parish. Handled 17 welfare messages, two condition reports, overhauled two generators, burned eight gallons of gasoline, damaged one tower, consumed 23 cups of coffee. Says he has several interesting stories to tell "some day."

W5EXI, Lafayette, La.: Ten Lafayette amateurs were on the air and helping in various emergency nets.

W5FMO, Metairie, La.: Started a hurricane watch on 3910 kc. at 7 A.M. Sept. 9, got set up for emergency power. At 11:08 P.M., power went off and generator was started. Phone went out afternoon of Sept. 10. Handled emergency traffic, welfare and weather reports. Was only station in New Orleans on 3910 kc. for a few days. W5CGX in Texas acted as NCS for three nights, later W5CEW took over. Calls came in from both coasts and the Canadian border; about 1500 requests for information were handled, about 500 of which got replies. No formal message procedures were used. Traffic was handled for the Pontchartrain Levee Board at Luling, the Monsanto Chemical Co. at Hahnville and the St. Charles Hospital. Blood, medical supplies, doctors, ice, and food orders were some of the items requested. W5FMO lists 24 amateurs who were outstanding in the above work.

A very nice report came from *W5IQH, Franklin, La.* He states that he activated the c.d. station in Franklin early on the morning of Sept. 9, checked out the equipment, procured and activated an emergency power source and by 4 P.M. was on the



air on six meters in contact with Morgan City, Lafayette, New Iberia and Abbeville; Lafayette was area headquarters and was in contact with Baton Rouge and New Orleans. Local Red Cross and evacuation centers along with hospitals, police jury and sheriff's departments were maintained in close contact with e.d. on 2 meters. All went smoothly before, during and after the hurricane, with all commercial power out and telephones at a minimum. Eight amateurs assisted Dr. W5IQH in the operation. On the morning of Sept. 10 an emergency call was received for radio help in Lafourche Parish from the sheriff's department there, so W5IQH threw some gear into his Cadillac and rendered material assistance for emergency traffic at Morgan City and then at Thibodaux. After they were straightened out, he went on to New Orleans where he contacted W5FMO and handled some traffic for the state police, broadcast stations, and a few health and welfare and other messages. While going through part of New Orleans trying to make a message delivery he was once trapped in flood waters; when he informed the NCS (W5FMO) of this the latter replied that this was the first time he had ever worked a "maritime mobile" in downtown New Orleans in a Cadillac. W5IQH winds up his report with some constructive criticism which we'll reserve for a "field bulletin."

K5KQC, Houma, La.: The amateurs in this area were not prepared for the destruction wrought by Hurricane Betsy and were for the most part unable to operate because of the storm. Those with emergency power whose antennas stayed up were ineffective because they had no telephones with which to deliver local traffic. Nevertheless, 211 messages were handled by the group of eight amateurs. The most important message had to do with a broken natural gas main near a high school which housed a large group of refugees. An emergency message originated by W5MCC/5 in Lake was instrumental in getting the main turned off.

W5ZBC, Bossier City, La.: Put in over 100 hours handling traffic for the Red Cross and broadcast and TV stations, totalling some 50 formal messages and countless informals. Even handled traffic with Alaska and Antarctica on 20 meters during the emergency.

W5CEZ, Maplewood, La., RM for Louisiana: The Louisiana Section Net (LAN) went into operation on 3615 kc. at 2303Z Sept. 9 with W5CEZ as NCS and remained in operation until 0606Z Sept. 10 when conditions prohibited further operation and activity was switched to the WARN Net on 3552 kc. Fourteen stations participated during this period. NCS responsibilities were rotated along with liaison with WARN and RN5. There were three stations in the net in New Orleans, but before operation ended all three were obliged to QRT for their own personal safety as wind and water took their toll. W5CEZ operated continuously during the above-mentioned period, and at 1150Z on Sept. 10 returned to WARN when no one could be heard on the LAN frequency. Contact with New Orleans was made on MARS. Closed up station to go to work at 1400Z, resumed operation at 2300Z on LAN, which was again in continuous operation until 0437Z Sept. 11. After that, traffic was cleared by prearranged schedule and via MARS. W5CEZ resumed operation at 1300Z on Sept. 11 and continued intermittently until 0410Z Sept. 12. The same pattern was followed throughout the following week — nine hours a day at work, six to eight hours a day on the air, until Sept. 17 when "business" tapered off. A total of 202 messages were handled going

to and coming from the disaster area — a dedicated job by Carter Simpson, W5CEZ.

W5GHP, New Orleans, La.: Started operating Sept. 9 at 1700 CST on LAN on 3615 kc., then went to RN5 at 1945. Along with WA5EID and WA5KQN, stood a rotating watch on 3550 kc. for emergency calls. Was then evacuated to shelter and unable to return until 0600, when found antennas down but towers still up. Set to work putting up antennas and by 1200 had both 40- and 80-meter dipoles back up. Power was restored at 1100. Reported into 40-meter hurricane net and handled traffic until 1730, when LAN was back in session. At 1945 went to RN5 as NCS, stayed with this net for both sessions as NCS and handled much traffic. Sleep required Friday night. Called to work Saturday morning (Sept. 11), back on air at 1300 working with medical group under K5USU. Later returned to LAN and more traffic. Back to RN5 at 1945, received more New Orleans traffic, mostly H & W, some Red Cross. Secured at 2330 CST. Work Sunday, back on LAN at 1700 and both sessions of RN5 during the evening. Was only New Orleans station in Region net, received 274 messages, about 35% deliveries due to lack of telephone. High praise for K5USU and the medical net.

K5FYI, Metairie, La.: This report was in the form of a semi-humorous narrative. The following are the factual parts: Sent home from work at 1600 CST, refueled on the way. Checked equipment in shack and started listening. Landlines were already out. Handled personal welfare traffic for a neighbor. Power off when branch of oak tree in back yard severed high tension wire. Stayed in house. Next morning (Sept. 10) found yard in shambles, antennas down. Jury rigged an a.c. line into shack from car alternator, used mobile rig in car for six-meter operation. 75-meter s.s.b. rig in shack and reported into nets on both 6 and 75, relayed many messages out of New Orleans on six meters via the 75-meter net. Emergency antenna was set up in remains of trees in yard. Went in car to various other amateurs' houses, found all had H & W messages but were without means of sending them, so peddled them on 75 meters. Refueled at only station in area pumping gas, blew irreplaceable fuse in inverter trying to load it up too much, became just another hurricane victim.

W5DNL sends us a color print of his antenna and tower on the ground after the hurricane. He says "Many of us operated around the clock at any station that could be operated. We were the *only* means of communication."


W5ZJO in Baton Rouge copied weather bureau



The Nashville (Tenn.) AREC and Radio Club activated this station at Red Cross headquarters to handle Health & Welfare messages. Shown above is the 75-meter rig with (l. to r.) WA4JMZ, W4KAT (EC), K4RKM and WA4OEG.



K5HXR, RO for Harris County, Texas, led an expedition to New Orleans, where they set up this camper first on K5USU's lawn, then at the police station. That's K5HXR himself in the photo.



W5DNL's steel tower was a casualty. It was set in a cubic yard of concrete and guyed. One element was buried three feet into the ground and the sudden jerk on the coax feedline pulled a coax connector out of a steel cabinet in the shack.

reports on RTTY from New Orleans, relayed to Air Force bases on 2 meters via MARS and to local industrial plants via landline.

WA5JVL in New Orleans spent the day before power was lost with WA5DXA transmitting weather advisories and bulletins and helping to set up an emergency net on v.h.f. During the hurricane itself he handled several messages.

W5MWU in New Orleans operated at Red Cross headquarters on Monday (Sept. 13) and Tuesday handling traffic in and out of town. He was assisted by K5YMM.

Texas

Although most of Texas was spared the greatest fury of Betsy, we do have a significant report from K5QQG, EC for Harris County (Houston), Texas, on the outstanding support they gave to the stricken New Orleans area. As a prelude, let it be said that in the early stages, before the ultimate destination of Betsy became known, there was much activity in the Houston area preparing for the worst. As soon as it became evident that Betsy would have little effect on the Houston area, operations were suspended. This was about 1500, Sept. 9. At about 2000 CST, a group of five amateurs decided to go to New Orleans to offer their assistance, taking with them W5HNI's fully-equipped trailer. K5FOG drove for RO K5HXR in his homebuilt camper, while the latter operated the transmitter. Also in the caravan were K5ARC and W5DNE in their own mobile units.

They arrived at Baton Rouge at about 0300 (Sept. 10) but were unable to be of any assistance at that point. K5HXR and K5FOG went on to New Orleans, arriving there at 0500. After much inquiring without much success, they finally wound up encamped on the lawn of K5USU and participated in the medical net. At a meeting of officials at 1600 (Sept. 10), K5USU was given authority to assign the amateurs, and he had the Houston amateurs set up their station at the police station and assist in handling H & W messages, many of which previously had been filed in the waste basket. One significant contribution was their assistance in clearing up a situation at a truck-weighing station in Orange Grove, Miss., where overloaded trucks bound for New Orleans with emergency supplies were being held up. K5HXR got in touch with WA5ETL in Columbus, who contacted Miss. State Police and the situation was immediately rectified so that the trucks could go through, overloaded or not.

K5HXR/5 and others continued in operation from 1400 Sept. 11 until 1000 Sept. 12 at this location, then were released and returned to Houston.

Miscellany

As usual, amateurs far and wide got in on the act, some serving useful functions in assistance to harassed amateurs in and immediately adjacent to the affected area. We cannot give full details of all operations, but here is a summary of some of the salient ones.

W5ACGZ was written up by the *Detroit Press* for his work in relaying weather advisories between Florida points in the "Hurricane Net."

W0EXQ in St. Louis relates an incident which shows that amateurs were getting the H & W inquiries delivered in New Orleans. Messages filed with W0ECE and W0DVU had already been delivered in New Orleans when telephone communications were reestablished a few hours later.

The Davidson County, Tenn., AREC set up to handle H & W messages for the local Red Cross chapter. Six- and 75-meter transmitters at the chapter house were activated.

W6FFN reports handling some H & W traffic for the Covina (Calif.) Branch of the American Red Cross on the emergency net operating on 14,225 kc.

We have a letter from KZ5WC, president of the Cynal Zone Amateur Radio Assn., commending KZ5MM on her services in relaying messages and acting as net control in the hurricane net.

And finally, we should make mention of the work of W5LDH, Delta Division ARRL director, in tracking down a report that an irresponsible amateur had spread an unfounded rumor of a death toll of 200 in Plaquemines Parish. The result of the investigation reveals that the Orleans Parish coroner was erroneously quoted and that no amateur had made such a statement. Letters from the coroner and the New Orleans director of health to ARRL President Hoover both were high in their praise of amateur operation during the emergency. "Without them," said the coroner, "there would have been no possible means of communication." "We were provided," said the director of health, "with a headquarters radio unit and mobile units to shelters which lacked telephone service. With this communications network we were able to function effectively."

QST

Smith-Chart Calculations for the Radio Amateur

PART II¹

BY GERALD L. HALL,* KIPLP, EX-KH6EGL

Determining Actual Antenna Impedances

To determine an actual antenna impedance from the Smith Chart, the procedure is similar. The electrical length of the feed line must be known, and the impedance value at the input end of the line must be determined through measurement. In this case, the antenna is connected to the far end of the line and becomes the load for the line. Whether the antenna is intended purely for transmission of energy, or purely for reception makes no difference; the antenna is still the terminating or load impedance on the line as far as these measurements are concerned. The *input* or *generator* end of the line would be that end connected to the device for measurement of the impedance. In this type of problem, the measured impedance is plotted on the Chart, and the TOWARD-LOAD wavelengths scale is used in conjunction with the electrical line length to determine the actual antenna impedance.

For example, assume we have a measured input impedance to a 50-ohm line of $70 - j25$ ohms. The line is 2.35 wavelengths long, and is terminated in an antenna. We desire to determine the actual antenna impedance. Normalize the input impedance with respect to 50 ohms, which comes out $1.4 - j0.5$, and plot this value on the Chart. See Fig. 7. Draw a constant-s.w.r. circle through the point, and transfer the radius to the external scales. The s.w.r. of 1.7 may be read from the s.w.v.r. scale (at A). Now draw a radial line from prime center through this plotted point to the wavelengths scale, and read a reference value, which is 0.195 (at B), on the TOWARD-LOAD scale. Remember, we are starting at the *generator* end of the transmission line.

To locate the load impedance on the s.w.r. circle, we add the line length, 2.35 wavelengths, to the reference value from the wavelengths scale, and locate the new value on the TOWARD-LOAD scale; $2.35 + 0.195 = 2.545$. However, the calibrations extend only from 0 to 0.5, so we must subtract a whole number of half wavelengths from this value and use only the remaining value. In this situation, the largest integral number of half wavelengths that can be subtracted is 5, or 2.5 wavelengths. Thus, $2.545 - 2.5 = 0.045$, and the 0.045 value is located on the TOWARD-LOAD scale (at C). A radial line is then drawn from this value to prime center, and the coordinates at the intersection of the second radial line and the s.w.r. circle represent the load impedance. To read this value closely, some interpolation between the printed coordinate

lines must be made, and the value of $0.62 - j0.18$ is read. Multiplying by 50, the actual load or antenna impedance is $31 - j9$ ohms, or 31 ohms resistance with 9 ohms capacitive reactance.

Problems may be entered on the chart in yet another manner. Suppose we have a length of 50-ohm line feeding a resonant quarter-wave vertical ground-plane antenna. Further, suppose we have an s.w.r. monitor in the line, and that it indicates an s.w.r. of 1.7 to 1. The line is known to be 0.95 wavelength long. We desire to know both the input and the antenna impedances.

From the data given, we have no impedances to enter onto the chart. We may, however, draw a circle representing the 1.7 s.w.r. See Fig. 8. We also know, from the definition of resonance, that the antenna presents a purely-resistive load to the line; i.e., no reactive component. Thus, the antenna impedance must lie on the resistance axis. By observing the Chart with only the s.w.r. circle drawn, we see two points which satisfy this requirement in Fig. 8. These points are $0.59 + j0$ and $1.7 + j0$. Multiplying by 50, these values represent 29.5 and 85 ohms resistance. This may sound familiar, because the *ARRL Handbook* tells us that when a line is terminated in a pure resistance, the s.w.r. in the line equals Z_R/Z_0 or Z_0/Z_R , where Z_R = load resistance and Z_0 = line impedance.

If we consider antenna fundamentals, we know that the theoretical impedance of the ground-plane antenna is approximately 36 ohms. We therefore can quite logically discard the 85-ohm impedance figure in favor of the 29.5-ohm value. This is then taken as the actual load-impedance value for the Smith Chart calculations. The line input impedance is found to be $0.64 - j0.21$, or $32 - j10.5$ ohms, after subtracting 0.5 wavelength from 0.95, and finding 0.45 wavelength on the TOWARD-GENERATOR scale. (The wavelength reference in this case is 0.)

Determination of Line Length

In the example problems given so far, the line length has conveniently been stated in wavelengths. The electrical length of a piece of line depends upon its physical length, the radio frequency under consideration, and the velocity of propagation in the line. If an impedance-measurement bridge is capable of quite reliable readings at high line-s.w.r. values, the line length may be determined through line input-impedance measurements with short- or open-circuit terminations. A more direct method is to measure the line's physical length and apply the value to a formula. The formula is:

* Hopkins St., Wilmington, Mass. 01887

¹ Part I of this article appeared in the January issue.

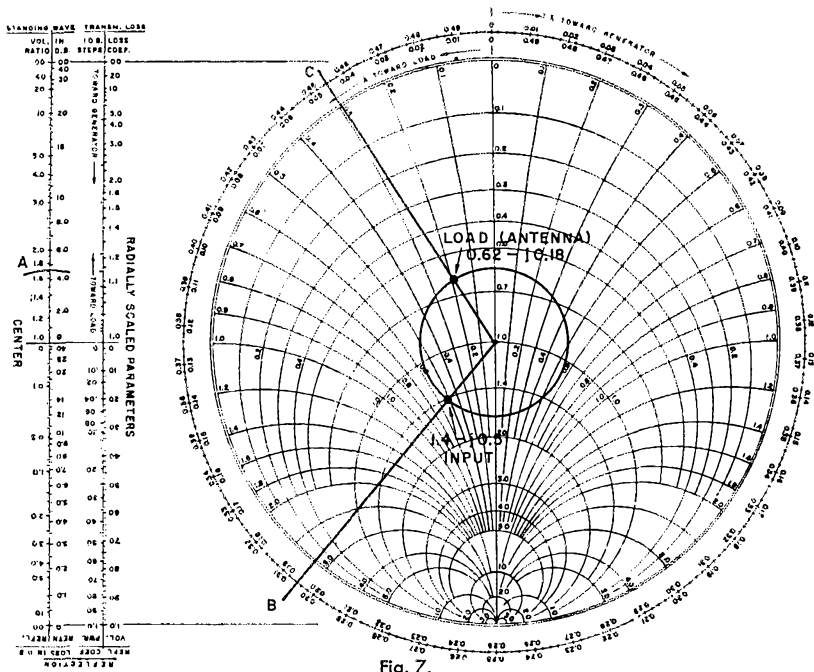


Fig. 7.

$$N = \frac{LF}{984K}$$

where

N = Number of electrical wavelengths in the line,

L = Line length in feet,

F = Frequency in megacycles, and

K = Velocity or propagation factor of the line.

The factor K may be obtained from transmission-line-data tables, such as appear in the *Handbook* in the chapter on transmission lines. Common coaxial cables with solid dielectric, such as RG-8, 9, 11, 17, 19, 58, 59 and 83 have a velocity or K factor of 66.9 per cent. Teflon-dielectric, or combination solid- and air-dielectric lines, have a higher velocity factor — up to 93 per cent for some special types of coaxial line. Most 300-ohm receiving-type balanced Twin-Lead has a velocity factor of 82 per cent; 75-ohm receiving-type ribbon line 68 per cent, transmitting type 71 per cent. Open-wire lines and ladder-type TV lines will exhibit a velocity factor of 97 to 97.5 per cent. All types of line having a solid dielectric can vary in velocity factor from the values given here, depending on the age and condition of the dielectric material. As the dielectric deteriorates, the velocity factor will become lower, and usually the associated dielectric losses will become higher. This is especially true of ribbon-type lines, where the dielectric material is exposed directly to the weather in most installations. In applying the velocity factor to the formula, the percentages must be converted to their decimal equivalent.

Line-Loss Considerations

The problems presented so far have ignored attenuation, or line losses. Quite frequently it is

not even necessary to consider losses when making calculations; any difference in readings obtained would be almost imperceptible on the Smith Chart. When the line losses become appreciable, as with very long lines in terms of wavelengths, or with high s.w.r. values, loss considerations may be warranted. This involves only one simple step, in addition to the procedures previously presented.

Because of line losses, the s.w.r. does not remain constant throughout the length of the line. Power reflected from a mismatched load is attenuated as the wave travels toward the generator. As a result, there is a decrease in s.w.r. as one progresses away from the load. To truly represent this situation on the Smith Chart, instead of drawing a constant s.w.r. circle, it would be necessary to draw a spiral inward and clockwise from the load impedance toward the generator. The rate at which the curve spirals toward prime center is related to the attenuation in the line. Rather than drawing spiral curves, a simpler method is used in solving line-loss problems, by means of the external scale TRANSMISSION-LOSS, 1-DB. STEPS in Fig. 9. Because this is only a relative scale, the db. steps are not numbered.

If we start at the top end of this external scale and proceed in the direction indicated toward generator, the first db. step is seen to occur at a radius from center corresponding to an s.w.r. of about 9 (at A); the second db. step falls at an s.w.r. of about 4.5 (at B), the third at 3.0 (at C), and so forth, until the 15th db. step falls at an s.w.r. of about 1.05 to 1. This means that a line terminated in a short or open circuit (infinite s.w.r.) and having an attenuation of 15 db., would exhibit an s.w.r. of only 1.05 at its input.

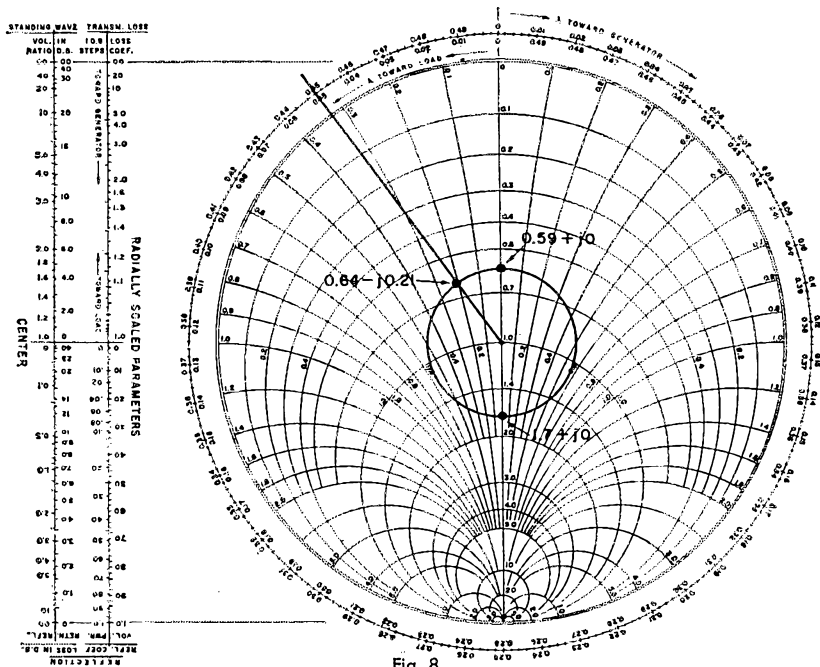


Fig. 8.

It will be noted that the db. steps near the lower end of the scale are very close together, and a line attenuation of 1 or 2 db. in this area will have only slight effect on the s.w.r. But near the upper end of the scale, 1- or 2-db. loss has considerable effect on the s.w.r.

In solving a problem utilizing line-loss information, it is necessary only to modify the radius of the s.w.r. circle by an amount indicated on the TRANSMISSION-LOSS, 1-DB.-STEPS scale. This is accomplished by drawing a second s.w.r. circle, of either greater or lesser radius than the first, as the case may be.

Assume that we have a 50-ohm line 0.282 wavelength long, with 1-db. inherent attenuation.

The line input impedance is measured as $60 + j35$ ohms. We desire to know the s.w.r. at the input and at the load, and the load impedance. As before, we normalize the $60 + j35$ -ohm impedance, plot it on the Chart, and draw a constant-s.w.r. circle and a radial line through the point. In this case, the normalized impedance is $1.2 + j0.7$. From Fig. 9, the s.w.r. at the line input is seen to be 1.9 (at D), and the radial line is seen to cross the TOWARD-LOAD scale at 0.328 (at E). To the 0.328 we add the line length, 0.282, and arrive at a value of 0.610. To locate this point on the TOWARD-LOAD scale, first subtract 0.500, and locate 0.110 (at F); then draw a radial line from this point to prime center.

To account for line losses, transfer the radius of the s.w.r. circle to the external 1-DB.-STEPS scale. This radius will cross the external scale at G, the fifth db. mark from the top. Since the line loss was given as 1 db., we strike a new radius (at H), one "tick mark" higher (toward load) on the same scale. (This will be the fourth db.

tick mark from the top of the scale.) Now transfer this new radius back to the main chart, and scribe a new s.w.r. circle of this radius. This new radius represents the s.w.r. at the load, and is read as about 2.3 on the external s.w.v.r. scale. At the intersection of the new circle and the load radial line, we read $0.65 - j0.6$ as the normalized load impedance. Multiplying by 50, the actual load impedance is $32.5 - j30$ ohms. The s.w.r. in this problem was seen to increase from 1.9 at the line input to 2.3 (at I) at the load, with the 1-db. line loss taken into consideration.

In the example above, values were chosen to fall conveniently on or very near the "tick marks" on the 1-DB. scale. Actually, it is a simple matter to interpolate between these marks when making a radius correction. When this is necessary, the relative distance between marks for each db. step should be maintained while counting off the proper number of steps.

The total losses in a given piece of transmission line are dependent upon several factors, primarily frequency, line length, and s.w.r. Transmission-line data tables show "matched-line" losses for various types of lines at various frequencies, usually expressed in decibels per hundred feet. RG-8/U, for example, has an attenuation of 0.28 db. per hundred feet at 3.5 Mc., 0.65 db. at 14 Mc., 0.98 db. at 28 Mc., 2.65 db. at 150 Mc., and so on. The *A.R.R.L. Antenna Book* has quite complete tables of common transmission-line data. Attenuation for a given piece of line may be computed from table data; the attenuation in db. is directly proportional to the line length.

Adjacent to the 1-DB.-STEPS scale lies a LOSS-COEFFICIENT scale. This scale provides a factor

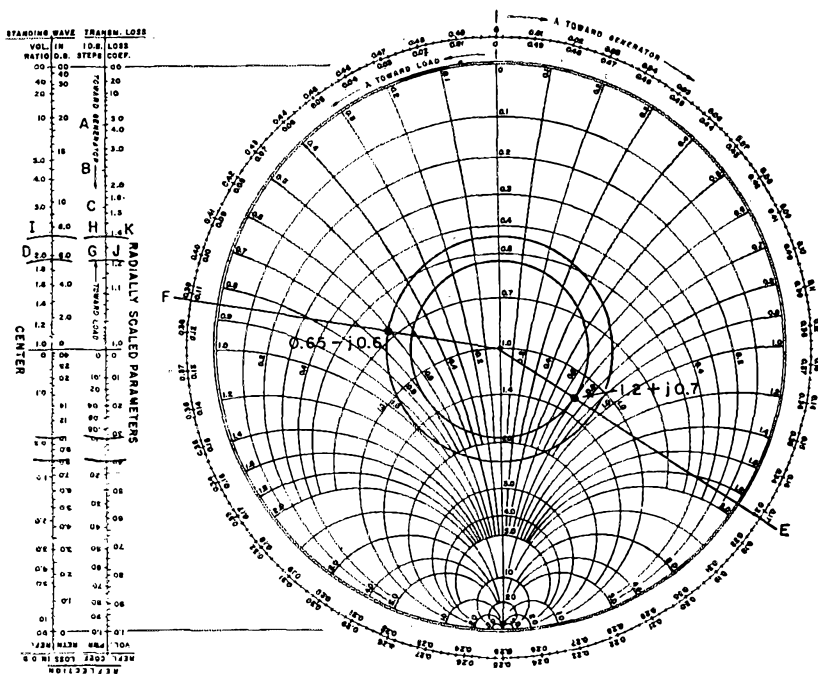


Fig. 9.

by which the matched-line loss in db. should be multiplied to account for the increased losses in the line when standing waves are present. These added losses do not affect the standing-wave ratio or impedance calculations; they are merely the additional dielectric and copper losses of the line caused by the fact that the line conducts more average current and must withstand more average voltage in the presence of standing waves. In the above example and in Fig. 9, the loss coefficient at the input end is seen to be 1.21 (at J), and 1.39 (at K) at the load. As a good approximation, the loss coefficient may be averaged over the length of line under consideration; in this case, the average is 1.3. This means that the total losses in the line are 1.3 times the matched loss of the line (1 db.), or 1.3 db.

Two additional external scales may find limited use in amateur applications. These are the REFLECTION-LOSS IN DB. scales. Both of these scales are related to the REFLECTION COEFFICIENT OF POWER scale, but express values in db., rather than in a power ratio. The RETURN scale expresses the ratio of total forward power to reflected power in db. This is sometimes called the *reflection loss*, although it does not necessarily represent an actual loss of power. If an impedance match is made at the sending end of the transmission line with a generator or a transmitter, a "reflection gain" takes place which neutralizes the "loss" at the load end. The REFLECTED scale expresses the ratio of total forward power to nonreflected power in db. This would represent the power consumed in the load (or power radiated by an antenna, plus ohmic losses), referenced to the total forward power in the line.

Summary

To summarize briefly, any calculations made on the Smith Chart are performed in four basic steps, although not necessarily in the order listed.

- 1) Normalizing and plotting a line input (or load) impedance, and constructing a constant s.w.r. circle.
- 2) Applying the line length to the wavelengths scales.
- 3) Determining attenuation or loss, if required, by means of a second s.w.r. circle.
- 4) Reading normalized load (or input) impedance, and converting to impedance in ohms.

The Smith Chart may be used for many types of problems other than those presented as examples. The transformer action of a length of line—to transform a high impedance (with perhaps high reactance) to a purely resistive impedance of low value—was not mentioned. This is known as "tuning the line," for which the Chart is very helpful, eliminating the need for cut-and-try procedures. The Chart may also be used to calculate lengths for shorted or open matching stubs in a system. In fact, in any application where a transmission line is not perfectly matched, the Smith Chart can be of value.

The Chart can also be used in solving other types of problems which were not brought into the scope of this article. Such problems include the use of the Chart for admittance, conductance, and susceptance calculations, or the computation of equivalent series or parallel components of an impedance or admittance. In short, the Smith Transmission Line Calculator or Chart is a very versatile tool for either amateur or professional use.

QST

Happenings of the Month

FCC DENIES FEE REDUCTIONS

As long-time readers of *QST* are aware, the ARRL has consistently fought license application fees charged by FCC because (1) the amateur service is non-commercial, and a minimum burden on FCC through self-policing and a high proportion of internally-administered exams; (2) the fees do not go directly to FCC to provide increased services; and (3) the rates charged the various services do not, in the League's opinion, reflect the material benefit derived therefrom nor the amount of effort required by the Commission in processing the applications. Though the League and other organizations lost their joint plea to the Federal Court of Appeals at Chicago and the later request for review by the Supreme Court, the League continues to explore every opportunity to attempt cancellation or reduction of fees.


Thus, when the Federal Communications Commission last March published a Notice of Proposed Rulemaking on changes in license application fees, Docket 15881, the League was among the ten petitioners. ARRL's comments, the only ones filed for the amateur service, requested reduction of new and renewal application fees to \$2, of special-call fees to \$4, and elimination of fees for club and special event stations.

On November 24, the Commission released its Report and Order in the docket, in large measure adopting its own proposals and rejecting requests for additional changes from the commenting groups. Two of the adopted proposals confirmed existing informal policies affecting amateurs: there are to be no fees for reciprocal operating permits, and no fees for special temporary authorizations (STAs) such as may be used for special events amateur stations being operated for six months or less. FCC also deleted Sections 97.53 and 97.55, because the same information already appears in Subpart G, Part I of the FCC regulations covering the general rules for all services.

The text of the order occupies several pages; the paragraph of greatest interest to amateurs appears below:

"27. ARRL recommended setting all amateur filing fees at \$2; reduction of the fee for special call signs from \$20 to \$4; and exemption from the fee requirement of applications for amateur stations at special events (Boy Scout encampments, fairs, etc.), and for applications filed by *bona fide* radio organizations. We do not feel that any of these suggestions should be adopted. The amount of the fee to be paid by amateurs has been discussed at length by the Commission in previous documents and further consideration and discussion is not warranted. The same is true with respect to the fee for special call signs. As to exempting *bona fide* amateur

clubs, ARRL has not shown how the requirement for paying a fee of \$4 every five years imposes a "severe burden" on such organizations. With respect to the suggestion for exempting applications for stations at special events, it should be noted that formal applications (and fees) are not required for authority to operate a station for less than six months. If the station is to be operated for more than six months, the payment of a \$4 fee in connection with the filing of an application therefore is not inappropriate."



W3BA points to model of the Packard "hearse" used for radio-enforcement work by the Radio Division, Department of Commerce, in the early 30s.

KRATOKVIL RETIRES

Frank M. Kratokvil, W3BA, Chief of the Field Engineering Bureau, FCC, retired from government service on December 31, 1965, after more than 37 years in radio regulatory work.

He began his career as a radio amateur in 1923, obtaining the call letters 9PC7 at the age of fifteen and probably had the first amateur-f.m. radio station operated in the city of Chicago.

Frank is a graduate of the Armour Institute of Technology with a BS in EE; Later he obtained the Professional EE degree. Upon graduation he joined the Radio Division, Department of Commerce at Detroit, rising to the position of Inspector in Charge. He was also Inspector in Charge of the Dallas and Buffalo offices of the Commission. Throughout his career Frank fought to

further the interests of amateur radio while, of course, presenting a strong enforcement attitude in the true tradition of the old-time radio inspector.

Mr. Kratokvil was Supervisor of the South Atlantic Area during the war for the Radio Intelligence Division of the FCC.

Alert to the rapidly changing needs in radio-law enforcement, Mr. Kratokvil has emphasized the role of mobile-radio monitoring. He also increased the interest in amateur radio operation on the part of the Bureau through more inspection and analysis of amateur-radio violations.

Because in his career he has handled thousands of complaints of interference, Mr. Kratokvil has become a leading authority on the nature of interference problems. In addition, through conducting thousands of radio operator examinations during his service out in the field, he has become known to many radio amateurs.

Frank had two articles published in *QST* in 1965: "FCC Amateur Station Inspections," page 36, June, and "Amateur Radio Station Operation From a Monitoring Enforcement Viewpoint," page 32, December. His home is in Beltsville, Maryland.

SUSPENSIONS AND REVOCATIONS

The license of Robert B. Cooper, Jr., as trustee on behalf of the Horizons Publications Amateur Radio Club of Oklahoma City, Oklahoma, WA5FWJ, has been revoked effective November 22, 1965. The licensee had been requested by the Commission to furnish information on the station in communications dated May 21, and June 15, 1965, but no response was received. In July, FCC issued an Order to Show Cause, but no reply was made to that either. Accordingly, the club station

license has been revoked for violation of Section 308 (b) of the Communications Act and Section 1.89 of the regulations, which require that licensees keep the Commission informed of their current mail address and that they reply to Commission correspondence within specified times.

The amateur radio station license of Wilbur Gerhard, W3PIF of Allentown, Pennsylvania, has been revoked by the FCC effective November 13, 1965. The Commission had tried to obtain information from the licensee on May 21 and June 14, 1965, but received no answer. Accordingly, an Order to Show Cause was released on August 2, and since response still was lacking, the revocation followed, under the provisions of Section 308 (b) of the Communications Act. Similarly, the Advanced Class amateur license held by Mr. Gerhard, has been suspended for the remainder of its term.

The FCC has suspended the operator licenses of four Berkeley, California, amateurs for six months. Allen M. Citragno, WA6GIN, Samuel R. Nagel, WA6TLW; Hugh Douglas Williams, WA6IZW; and Nicholas Richard Pchelkin, WB6BGY at various times between June 11 and 18 wilfully used or operated a radio station without a license in that behalf granted under the provisions of the Communications Act, and used the station to wilfully and maliciously interfere with the radio signals of another radio station in violation of Section 97.125 of the Commission's rules. Originally, the FCC had issued one-year suspensions, but statements were filed by the amateurs asking for review, after which the suspensions were reduced. Mr. Citragno holds a General Class license; the other three are Technicians. The suspensions were placed into effect in early October. **QST**

• New Apparatus

TRP TUNAVERTER

A Tunavertter is a tunable transistor converter which is available for each band from 160 to 15 meters. The i.f. output of the converter is 830 kc., suitable for an automobile radio, home broadcast set, or one of the popular hand-held portables. For those who wish to use a Q5'er, an i.f. of 550 kc. can be obtained. The Tunavertter contains a 9-volt transistor battery, so the only connections required to get it working are the antenna and i.f. output cable.

The TRP converters are available with or without a b.f.o. The beat oscillator is permeability-tuned with a panel control; the output frequency is the same as the i.f. frequency chosen. The converter itself is a single transistor mixer-oscillator. The input circuit and oscillator tank are capacitor-tuned. The tuning rate is reduced with a 6:1 planetary drive for smooth tuning on s.s.b.



The model shown in the photograph is the 750, covering 3.8-4 Mc. The unit is contained in a 4 × 3 × 2-inch case with a top mounting bracket for mobile installation. The price class of the Tunavertters without b.f.o. is \$20 and \$25 with b.f.o. They may be purchased from Herbert Salch & Co., Woodsboro, Texas. — *WIKK*

Transistor Preamplifiers for 50

Low-Cost Low-Noise Amplifiers for the V.H.F. Man

No doubt about it — the age of the transistor is here. This applies nowhere more than in the v.h.f. and lower u.h.f. ranges. Once costly and tricky to use, transistors for up to at least 500 Mc. are now cheaper than vacuum tubes, and devices using them tend to be easier to build and adjust. Like all improvements, transistor r.f. amplifiers do not yield pure dividends, however. Transistors are sickeningly easy to blow, and they overload more readily than tubes of comparable performance. Still, the time has come when those of us who are interested primarily in good weak-signal reception cannot afford to overlook the solid-state approach.

Transistors capable of good performance at 50 or 144 Mc. have been available for several years, but a transistor converter or pre-amplifier for 432 Mc. was a rarity as recently as a year ago. Everyone knew that excellent u.h.f. transistors were being made, but their use was confined mainly to amateurs who had access to expensive limited-production items then rapidly making their appearance. Today good u.h.f. transistors are becoming mass-production items, available to everyone at moderate prices.

* V.H.F. Editor, *QST*.




Fig. 1—A two-stage preamplifier for 432 Mc. The box is silver-plated brass, but flashing copper could be used with equally good results. Connections to the bases and collectors are brought out on feedthrough bypass capacitors, to permit changing the operating conditions.

At lower frequencies they're becoming more interesting, too, if for no other reason than their ridiculously low cost. If you haven't yet given transistors a whirl, here are some simple ways to get started.

432-Mc. Two-Stage Preamplifier

The comparative worth of transistors over tubes seems greatest at the upper end of the range, and they are especially useful in 432-Mc. reception. The general layout used in our 432-Mc. preamplifier follows a design worked out by K2AOP,¹ and used recently in various forms by W2DWJ, W3SDZ, K2CBA and others. Contributing a mechanical idea or two, we threw the thing together, and almost from the time we first put 9 volts on its terminals it became obvious that this little box would make our best tube amplifiers look sick. It does, both in the laboratory and in nightly on-the-air workouts.

The transistors most often used at 432 Mc. are RCA's 2N3478s, intended for the u.h.f. TV trade, and now generally available at under \$2.00 each. We used the 2N2857 by the same maker, a much more expensive u.h.f. transistor, not enough better to merit the difference in cost, for our purposes. Either transistor is capable of noise figures under 5 db., which is better than you're likely to get with anything except the best parametric amplifiers.

Coil-and-capacitor circuits are usable with transistors at 432 Mc., but the trough-line arrangement shown is easy to make, and it is probably better in rejection of unwanted signals than if lower-Q coil circuits were used. Lines L_1 , L_2 and L_3 are $\frac{1}{4}$ -inch copper tubing, fitted tightly into holes in one end of the box, and soldered directly to the fixed elements of the ceramic trimmers at the other. No need to use expensive glass trimmers — the Centralab 829 series, 30 cents each, do the job nicely. The end of the tubing is countersunk slightly with a $\frac{1}{4}$ -inch drill, to fit over the silvered end of the trimmer. This is better mechanically and electrically than using the flexible wire lead on the trimmer for making this connection.

Dimensions of the box are shown in Fig. 3. We used $\frac{1}{2}$ -inch brass, but flashing copper is good enough, and easier for the kitchen-table

¹ Clark, "A Semiconductor Converter for 432 Mc.," December, 1965, *QST*.

Through 432 Mc.

BY EDWARD P. TILTON,* WH1DQ

worker to handle. We silver-plated the box and lines, which made the completed amplifier pretty (for a while) but probably accomplished little else. Without silver plating, copper is better than brass electrically, though brass works beautifully with hand tools and is easily silver plated.² The partitions are also brass, held in place with two spade lugs each.

The transistors are in the left and center compartments, about $1\frac{3}{4}$ inches up from the bottom, as seen in Fig. 2. They hang by their leads, a method that might not be desirable for a receiver to be shot into space, but entirely satisfactory for amateur use. The base leads go directly to feed-through capacitors, C_4 and C_6 . The bias networks, R_1-R_2 and R_3-R_4 , are connected externally.

The emitter leads are connected to the junctions of the blocking capacitors and 1000-ohm resistors, without support other than that afforded by these parts. The collector leads run through $\frac{1}{4}$ -inch holes in the two partitions. As indicated in Fig. 4, the collector circuits are in the center and right-hand compartments. Collector voltage is fed in through C_5 and C_7 , from the top of the box.

Adjustment

Tuning of the preamplifier is very simple. The circuits are first peaked for maximum gain, and the input circuit is adjusted for best signal-to-noise ratio. No attempt was made to adjust the tap positions, as the amplifier seemed to work up to the specifications for the transistors, just as assembled. The value of R_1 in the bias network of the first stage is the principal critical factor, and it will vary with different types of transistors. We used a 5000-ohm control at this point, with a 10-ma. meter connected in the negative lead to monitor the total current drain. With the 2857s the optimum value for R_1 was about 2800 ohms, and the current to the first stage was about 2 ma. Higher current drain causes noise to rise faster than signal level, and much lower current costs some gain. About 200 ohms either way is enough to make a noticeable difference in noise figure or gain. With the 2N3478 a lower value may be better.

The value of R_3 can be juggled to suit requirements. It is not often necessary to run this stage

² Three methods for doing silver plating at home are described in Chapter 13 of *The Radio Amateur's V.H.F. Manual*.

at maximum gain, since noise figure is controlled mainly by the first stage. With about 1000 ohms at R_3 we had plenty of gain, with complete stability. More gain is available, with higher resistor values (more current drain) but instability may develop with some transistors. If there is a justification for the higher-priced units, greater stability under high-gain conditions is probably it. There should be no problem in getting adequate gain with the 2N3478s, and holding gain down by means of R_3 need not "cost you" in noise figure.

Total drain at 9 volts is about 4 ma. Higher or lower voltages may be used if R_1 and R_3 are adjusted in the manner outlined above, using the lowest current drain that gives optimum noise figure (R_1) and gain (R_3).

432-Mc. Results

The preamplifier as presently used at WH1DQ has a gain of about 19 db., and it can have more, if it is needed. We do not like to quote noise figures, for most of us cannot measure them accurately, but we can measure *comparative* performance fairly well. This amplifier is definitely better than any vacuum-tube amplifier we've ever tried, by at least 2 db. in noise figure, a difference that is plainly audible in weak-signal reception, as well as with a signal generator. For reference purposes we have used the same




Fig. 2.—Interior of the 432-Mc. amplifier, with the input circuit at the left. Partitions are held in place with spade lugs, and no heavy soldering is required.

crystal-mixer converter for some years, and a running record of front-end performance improvements has been kept. With the transistor amplifier, as with any of several good tube jobs, the noise figure is set by the amplifier, to the extent that the mixer can be detuned by several decibels before any change in signal-to-noise ratio is detectable.

One good on-the-air check has to do with detection of radar signals near 432 Mc. when the radar antenna is other than on-line to us. With the best tube amplifiers, the radar signal (from 65 miles away) is inaudible under dead-band

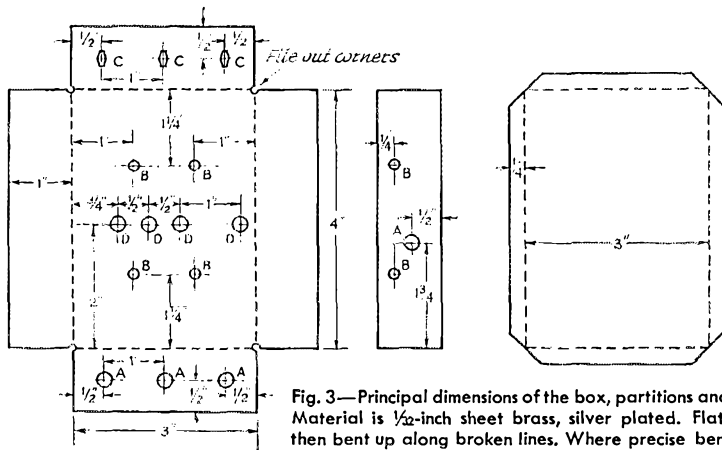


Fig. 3—Principal dimensions of the box, partitions and cover for the 432-Mc. amplifier. Material is $\frac{1}{2}$ -inch sheet brass, silver plated. Flat plates should be cut as shown then bent up along broken lines. Where precise bending cannot be done it is recommended that the cover be bent up to fit after the box is made. Hole sizes should be checked with available parts. Those shown are as follows:

A— $\frac{1}{4}$ inch, B—No. 28 drill, C—No. 28 drill, with $\frac{3}{32}$ by $\frac{1}{32}$ notches, D— $\frac{3}{16}$ inch. The three "A" holes in the bottom

lip of the case should be a press fit for the tubing used for L_1 , L_2 and L_3 .

conditions, except when the main lobe swings around toward us, which it does every 11 seconds. With the transistor preamp, the radar buzz can be heard faintly, and seen on the panoramic scope, throughout the entire sweep. The improvement with the preamp is obvious on any signal that is close to the noise level. Readability of weak phone signals, particularly, is definitely better when the transistor job is used. Rejection of spurious signals is also improved, thanks to the preamp selectivity.

How about front-end burnout, the fear of many hams who have not tried transistors? A conventional coaxial relay may be all that is needed, depending on the transmitter power and relay leakage. This was checked carefully by looking for evidence of r.f. in the line to the con-

verter input, and we strongly recommend that this be done by anyone about to install a transistor amplifier. With our normal 150 to 200 watts going into the antenna we see a rise of 0.2 ma. in total preamplifier drain, from r.f. coming down the receiver line. The amplifier was used for about a month this way, and a slight drop-off in performance was detectable. The need for better protection is indicated; perhaps another relay in series.

The circuits at 432 Mc. represent excellent shorts across the transistors for any lower-frequency r.f. power that is likely to come in on the 432-Mc. antenna, so burnout by r.f. pickup is probably least troublesome in amplifiers for this band. We would hesitate to take chances, however, and it is recommended that the antenna be

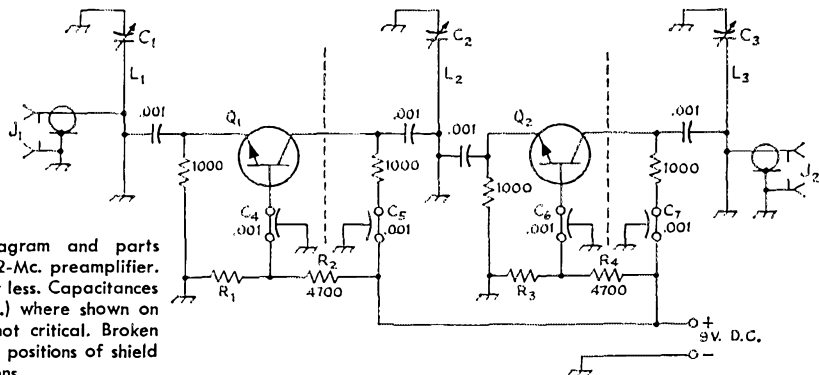


Fig. 4—Schematic diagram and parts information for the 432-Mc. preamplifier. Resistors are $\frac{1}{2}$ -watt or less. Capacitances are in microfarads (μf .), where shown on the diagram; values not critical. Broken lines show approximate positions of shield partitions.

C_1 , C_2 , C_3 —1 to 7.5-pf. cylindrical trimmer (Centralab 829-7).

C_4 , C_5 , C_7 —0.001- μf . feedthrough bypass; 500-pf. also usable (Centralab FT-500 or 1000).

J_1 , J_2 —Coaxial connector, BNC type.

L_1 — $\frac{1}{4}$ -inch copper tubing $3\frac{1}{2}$ inches long. Drill out end slightly to fit over capacitor body. Tap L_1 at 2 inches and $1\frac{3}{4}$ inches, L_2 at 1 inch and 2 inches, L_3 at 2 inches and $\frac{1}{2}$ inch, all up from grounded

end. See Fig. 2.

Q_1 , Q_2 —2N2857 or 2N3478. See text.

R_1 —Adjust for maximum gain and best signal-to-noise ratio. Value in original was 2800 ohms with a 2N2857 for Q_1 .

R_3 —Adjust value for maximum gain, if necessary. 1000 ohms used with 2N2857 for Q_2 , purposely lower than maximum-gain value. See text.

R_2 , R_4 —Labeled for text reference.




Fig. 5—Single-stage preamplifier for 144 Mc. Appearance of the 220-Mc. unit is identical. 50-Mc. amplifier is similar, but for slug-tuned coils. Base and collector voltage terminals are brought out on feedthrough capacitors.

disconnected from any transistor preamplifier whenever it is not in use. Make it a habit, right from the start.

Single-Stage Amplifiers for 50, 144 and 220 Mc.

Many v.h.f. receivers and converters are only slightly deficient as to noise figure and/or gain. Converters for 144 or 220 Mc. having front ends of the 6BQ7 variety, and many band-switching receivers that cover the 50-Mc. band, are examples. With these a single-stage transistor amplifier may improve the signal-to-noise ratio as much as it can be done with any relatively simple methods.

There is little point in straining for the last fraction of a decibel in noise figure at 144 Mc., and much less need for it at 50 Mc. External noise is the limiting factor in weak-signal reception on these bands, so often only a little more r.f. gain is needed to make a receiver seem to "come alive." The ultimate in weak-signal reception at 50 or 144 Mc., insofar as receiver front-end design is concerned, is well within the capabilities of even low-priced transistors of today.

Single-stage preamplifiers were built with several different transistors, and tested on all three v.h.f. bands. The 144-Mc. model is shown in Figs. 5 and 6. The 220-Mc. amplifier is identical, except for the coil sizes. The 50-Mc. one is similar, but has slug-tuned coils and fixed padder capacitors. See Fig. 8. Noise figures of all three are better than is possible with anything but the most expensive tubes, even with transistors currently selling at under one dollar.

The boxes were cut from flashing copper, as shown in Fig. 7. These are similar in size and shape to the smallest standard Minibox, which may be used equally well. The partition has a $\frac{1}{4}$ -inch square notch in its bottom edge. The transistor is suspended in this notch, with its case lead soldered to the partition above the notch. The collector lead is in the output side of the box, and the base and emitter leads in the

input side. The dimensions given are only approximate. If you are going to make your own box, drill the holes before bending. Hole locations in the partition can be marked with a sharp instrument, through the holes in the box sides, and then drilled to line up with the latter. Two self-tapping screws hold the partition in place, and no soldering of it or the box cover is necessary.

Adjustment and Results

As with the 432-Mc. amplifier, no adjustment of tap positions was made, as the amplifiers worked more than well enough as shown. The value of R_1 for optimum gain and noise figure can be found by experiment with a 5000-ohm control, replacing it with a fixed resistor near the value it shows when adjusted for best amplifier performance. Depending on the transistor used, and the frequency, optimum values will run between 500 and 1500 ohms. It has been found that 680 ohms is a usable value in all three amplifiers, when using the RCA 2N3478 and 40235 transistors.

Tuning is merely a matter of peaking the tuned circuits for maximum signal. If oscillation breaks out (a terrific roar is heard if the stage takes off) adjust the value of R_1 . The lower the value the lower the current drain, and the lower the stage gain. If R_1 is made variable it will be found that as the resistance is increased above about 400 ohms the gain rises rapidly. Eventually the noise also rises abruptly, and then comes the oscillation, but before the stage actually takes off the signal-to-noise ratio will be adversely affected. The best setting is quite easily determined by ear; or by watching the S meter on a weak signal.

Various voltages can be used, if the bias is adjusted for optimum performance. Currents measured at various voltages, with optimum values of R_1 , were as follows: 9 volts — 1.8 ma., 10.5 volts — 2 ma., 12 volts — 2.4 ma. The 50-Mc. amplifier worked creditably with voltages as low as $4\frac{1}{2}$ (0.8 ma. current drain), though there is some drop-off in gain and probably




Fig. 6—Interior of the 144-Mc. amplifier, with input side at the right. 220-Mc. amplifier appearance is similar but for smaller coils. 50-Mc. amplifier has slug-tuned coils with fixed capacitors in parallel, and inductive coupling loops for input and output circuits.

greater susceptibility to overloading at this low current drain.

Almost any v.h.f. transistor will give a noise figure around 3 db. at 50 Mc., which is far better than you can use at this frequency. Gain is 12 db. or more, enough to make quite a difference in the *apparent* performance of a good many 50-Mc. receivers, particularly the bandswitching types designed mainly for use on lower bands. It should be made clear that this may be the result of the extra gain giving the receiver's a.g.c. system something to get its teeth into, and the main dividend may then be little more than S-meter readings which are more like those the receiver shows on lower bands. These receivers are usually low on front-end gain at 50 Mc., so their meters do not read realistically on 50-Mc. signals ordinarily.

This may be enough to satisfy users who tend to be entranced by a lively S meter. Actually, on c.w. signals that are all but buried in the noise there may be little or no improvement in actual readability, since the noise coming in on the antenna may already be the limiting factor in reception, and it is amplified along with the signals by the preamp. On phone signals that are marginally readable, the preamp may help some, depending on how bad the receiver is without it. One thing is sure: if you can hear an appreciable noise increase as you put the antenna on your "barefoot" receiver, all the preamp will do is make the meter readings higher.

The picture is better at 144 Mc., especially if you have a converter with a 6BQ7 front end, or something less effective. We checked the 2-meter preamp with an old Communicator, which, though battered from more than 100,000 miles in several different cars, is still not bad on receiving. We realized an improvement in front-end noise figure of about 4 db., and the extra gain made the meter considerably more responsive on weak signals. There is a perceptible improvement in readability of marginal voice signals in quiet locations. Noise figure is about the same as with a good Nuvistor stage. If you already have a Nuvistor converter, or a 417A job, don't expect a transistor to do anything for you on 144 Mc.

At 220 Mc. the transistor still works just about as well as at 144, whereas most tube amplifiers drop off rather fast above the 2-meter band. One of these transistor preamps will really hop up a 220-Mc. converter with a dual-triode front end, and ours even made a perceptible improvement when used ahead of a *good* 417A at 220.

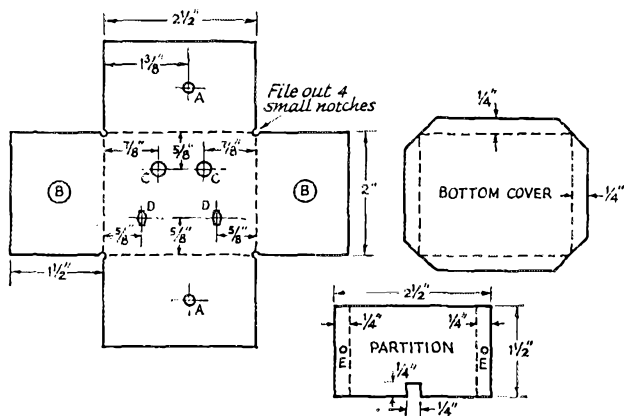
Just a word of warning: if you check a transistor preamp with something like a Communicator, don't connect it in the main line to the antenna. You might hit the send/receive switch inadvertently. This will take out a transistor instantly, as will any r.f. surge down the pre-amplifier input line. Don't leave the preamp connected to your 2-meter antenna when you transmit on some other band, or the next time you listen on 2 the band may sound awfully dead! Surges from even fairly distant lightning discharges may ruin transistors, too.

What Transistor?

The rush to small portables in f.m. and TV manufacturing has spawned whole families of new transistors that work well up to at least 220 Mc., and some that outperform tubes all the way up through the u.h.f. TV range. They're cheap and they require less in the way of accessories than tubes. We make no pretense of being able to recommend one over another. We've tried only silicon n.p.n. types from one maker. This leaves several similar types of other brands that may do just as well, and several germanium transistors, usually of the p.n.p. type. Going through silicones was time-consuming, so we stopped when we found good ones at under a dollar.

The 2N2857 works beautifully in every v.h.f. and u.h.f. circuit in which we've tried it, but not many hams are likely to pay \$24.75 each for transistors. The 2N3478 is almost equally good, up through at least the 420-band, and it is currently available at \$1.90 net. The 40235 (98 cents) looks like a sure winner at 50 and 144 Mc., and it is probably at least as good as any but the most expensive tubes at 220 Mc. For this band and for 432, however, the extra dollar for the 2N3478 is probably a good investment. The 40235 is a new one, and you may not find it in the catalogues or on radio-store counters,

Fig. 7—Box, cover plate and partition details of the single-stage amplifiers. Material is flashing copper. Bend up along broken lines, adjusting size of partition and cover to fit box after it is assembled. Hole sizes are as follows: A—No. 28 drill, B— $\frac{1}{4}$ inch, C— $\frac{3}{16}$ inch, D—No. 28 drill with $\frac{1}{32}$ by $\frac{1}{32}$ inch notches, E—No. 42 drill.



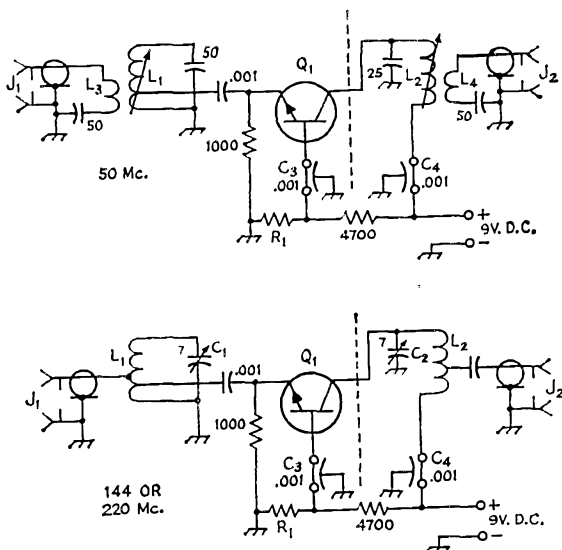


Fig. 8—Circuit diagrams and parts information for single-stage preamplifiers for 50, 144 and 220 Mc. Inductively-coupled input and output circuits, with slug-tuned coils and fixed paddler capacitors, are the main differences in the 50-Mc. unit (upper diagram). Circuits for 144 and 220 Mc. are identical.

C_1, C_2 —1 to 7.5-pf. ceramic trimmer (Centralab 829-7).
 C_3, C_4 —0.001- μ f. feedthrough capacitor. 500-pf. also usable (Centralab FT-1000 or FT-500).

J_1, J_2 —Coaxial fitting or phono jack.

L_1 —50 Mc.: 6 turns No. 22, $\frac{3}{8}$ -inch long on $\frac{1}{4}$ -inch ironslug from (Miller 4500). Tap at 1 turn from ground end.

144 Mc.: 5 turns No. 18, $\frac{1}{4}$ -inch diam., spaced wire diam. Tap at 1 turn for emitter, $1\frac{3}{4}$ turns for antenna.

220 Mc.: $3\frac{1}{2}$ turns No. 18, $\frac{1}{4}$ -inch diam., spaced 2 wire diam. Tap emitter at 1 turn, antenna at $1\frac{1}{4}$ turns.

L_2 —50 Mc.: 9 turns like L_1 , no tap.

144 Mc.: 6 turns like L_1 , tapped at 2 turns.

220 Mc.: Same as L_1 , but tapped at 1 turn.

L_3, L_4 —2 turns insulated hookup wire around cold ends of L_1 and L_2 respectively.

R_1 —Adjust value for best signal-to-noise ratio and gain for transistor and battery voltage used. 680 ohms average for 9 volts and silicon transistors.

Q_1 —2N3478 or 40235. Former gives slightly better performance at 144 and 220 Mc. Many other types usable.

but it is in production and distributors should have it soon. We found 2N3478s at a local distributor's, but not 40235s, though they are of the same make. We'll skip germanium types, though there are many that do well at 50 Mc., and a fair number that work at higher frequencies. Mostly they are p.n.p. types, which means that polarity must be reversed from that shown in our drawings, when they are tried. RCA's SK series has some useful v.h.f. units, and they are for sale almost everywhere.

About Overloading

This is the catch with transistors. The v.h.f. spectrum is full of signals these days, and you're

almost certain to hear more of the ones you don't want with transistors than with tubes. Keeping down spurious responses in a transistor front end calls for some special circuit considerations. You don't just take a circuit that worked well with tubes and put transistors in place of them.

The writer's simple 50-Mc. transistor transceiver³ heard everything in the spectrum until a selective antenna coupler was incorporated in the setup as used for mountain portable work. The 2-meter preamplifier of Fig. 5 had several nasty spots of combined TV and f.m. hash spread through the band, when first tried at WIHDQ, where the tower lights of various high-powered v.h.f. services twinkle on an adjacent ridge just west of Hartford. The sound channel of a local TV station mixes with f.m. stations in the transistor stage, which passes the sum frequencies on to the following receiver. There is little entertainment value in such combinations! You may not have this particular problem, but the chances are pretty good that you'll find it or something similar when you first try transistors.

Somewhat more spurious-signal trouble is almost inevitable with transistors, but it can be minimized with proper circuit design. Selectivity in the input circuit is of prime importance. The high-Q lines take care of this nicely in the 432-Mc. amplifier. In the 50-Mc. unit, Fig. 8, it will be seen that a much smaller coil is used for L_1 with a higher value of tuning capacitance than is customary for tube circuits. In the grounded-base circuit shown, the input impedance is very low, which means that the emitter must be tapped down close to the grounded end, or the selectivity of the input circuit will be destroyed. Also, you don't tap the 50-ohm line input as high on the coil as would be done with tubes, if a tap is used as in the 144- and 220-Mc. amplifiers. The 50-Mc. input circuit has almost the physical appearance of a 2-meter circuit for a tube job, and L_1 in the 2-meter amplifier looks rather small to the worker who is still thinking of vacuum-tube circuits.

Various external selectivity-inducing devices can be used, but it doesn't make much esthetic sense to build a tiny transistor preamplifier or converter, and then hook it up to a coaxial tank of the size needed to give good selectivity at the signal frequency. However, you don't get something for nothing, and attention to front-end selectivity is one of the prices you pay for the exceptional weak-signal performance that transistor amplifiers are capable of providing.

Matched antennas help, too. Long-wire antennas, and various makeshift devices that may work well enough in a pinch with vacuum-tube converters, are out for transistors. Make sure that the antenna looks like something close to 50 ohms when you hook it up to a transistor rig designed for 50-ohm input—but that's another story.

QST

³ Tilton, "Featherweight Portable Station for 50 Mc.," November, 1964, *QST*, and Chapter 7 of *The Radio Amateur's V.H.F. Manual*.

AMATEUR RADIO PUBLIC SERVICE CORPS

CONDUCTED BY GEORGE HART,* WINJM

"No Formal Procedure Was Used. . ."

Buried in our account of the Hurricane Betsy emergency, no doubt unnoticed by most of you, was the sentence: "No formal message procedures were used." This applied only to one particular operation, of course, and was by no means the general pattern during the emergency. But the fact that no "formal procedure" was used in some cases was noticed by more than one critic during the operation.

In the stress of an emergency, there are good reasons why a great many formal procedures are omitted and the operation has a tendency to become "hairy." For example, you're operating your mobile, completely equipped with "Emergency Radio Unit" and "RACES" signs when someone pokes a tired, perspiring face in the window.

"You got c.d. headquarters on the line?" he asks, abruptly. You haven't, but a quick call brings back the c.d. control station.

Your friend then grabs the mike and rasps into it: "This is O'Flaherty! We need medical help down here. Tell Col. Adams we're in trouble. Doctors, nurses, equipment, everything you can send. Got that?"

A hesitant voice at the other end asserts that the "message" was received, whereupon O'Flaherty shoves the mike back into your hands and bustles away before you have time to say boo.

"This was a message? It sure was. Was it traffic? A good question. It certainly wasn't "formal" traffic. What should the operator have done? Conditions in such circumstances are often on the frantic side. Maybe after O'Flaherty hurried away a Red Cross official poked his head in the other side and wanted to talk with Red Cross headquarters, and the operator was so harrassed and confused that he forgot that O'Flaherty existed and plunged forthwith into this new problem.

Most mobiles keep an incomplete log under such conditions, and some don't keep any log at all. They are so busy just communicating that they don't have time for it, much less for writing "formal" messages. Not only that, they get mighty exasperated with administrators who sit behind their desks, calm and peaceful, and write rules stating that all messages must be in writing, in standard form, and authenticated with the full name and title of the originator. Baloney, they say, in the stress of an emergency this often just isn't possible, much less sensible.

And who can say unequivocally that they are wrong?

As in most controversial issues, however, there are two sides to this one too. Under certain conditions formal procedures and written records might indeed be impractical—for the field or mobile station. When one frantic field station is in contact with another frantic field station, we can even visualize a situation in which *no* record of the communication might exist. But this is an unusual circumstance. Usually there is a net control station with more than one operator available—or if only one operator, at least he is warm, comparatively rested and sitting at an operating position with a pencil and paper, or typewriter, maybe even a tape recorder on hand. The burden of recordkeeping falls largely on this station and its staff.

One of the worst criticisms we amateurs have received from non-amateur officials we have served has been that we have a tendency to be too "hammy," too casual, too informal, and that because of this we not only waste a lot of valuable on-the-air time but fail to keep proper records of our communications that can be referred to later in case of need. We are too prone to stating our opinions, passing along information from uncertain personal knowledge that has nothing to do with communications problems.



K3FYS, Phila. Co., Pa., EC and her OM spent a week in Florida recently. One of the stops was at W4IYT, and this photo was taken of Andy (W4IYT, E. Fla. SEC) at the key, K3FYS with mike in hand, K4YSN behind her and Mollie's OM.

* National Emergency Coordinator.

"How is it up there?" asks one ham operator of another during a temporary lull on an emergency circuit.

"Oh, it's bad, bad," says the other. "The water is about forty feet above normal and there must be a couple hundred people drowned."

Nothing official about this, it's just one operator talking to another; but a reporter is listening on a borrowed receiver and his dispatch conveys this information to the public, attributes it to "an unidentified ham operator." Official eyebrows are first raised, then furrowed. It turns out that the water was only fifteen feet above normal and only ten people were drowned. Ham radio gets a bad name, an investigation is launched, maybe the reporter gets canned (then again maybe he gets a raise), a retraction is printed, but retractions aren't news and don't receive the prominence of the sensational statements they are retracting, and the damage is done, by innocent amateurs interested only in serving the public. The above is fiction, but it has happened.

Was this "traffic"? Of course not, it was just rag chewing. Something wrong with rag chewing? No, not under ordinary circumstances, but on an emergency communications circuit, particularly on voice, we have to be careful what we say, because no telling who is going to be listening and repeating (quote or misquote) it.

For this and other reasons, we hate to see emergency communication conducted without formal procedures. We hate to hear a message passed in the form of "tell Col. Smith that Podunk needs fresh drinking water." Who wants it? Who is asking for it? When was it asked for? Where or to whom should it be delivered? Who (what station) originated the message? Where was that station located? These are all questions that may come up, questions that we should be able to answer because, while we do not (and should not) supply the content of messages, we do supply the handling of them and *this* is our responsibility.

In "command" communications, the log of the station(s) over which it was conducted should indicate who was communicating with whom about what. It is a legal requirement that their names appear in the log. A tape recording with recorded-on dates and times is very helpful in this respect and is very convenient — but it still does not relieve us of the responsibility of insisting on knowing who is talking to whom and the official capacity of each. Messages by hearsay should definitely *not* be transmitted, such as: "Col. Smith wants to get word through to headquarters that. . . ." Let Col. Smith send the messenger with a *written* and *signed* message. It takes but a few seconds to give it a number, check it, jot down the time and date and to what station it was transmitted.

Sometimes this is not practical. *Usually*, it can be done. Let's not allow the exceptional to become an excuse for laxity in our public service communications. — WINJAI.

When the lights went out in most of New England and New York on Nov. 3, no widespread communications emergency occurred. The telephone systems, for the most part, remained operative either on battery power or emergency generators or both. Other public and private communications systems for the most part continued to operate, or were returned to operation long before power was restored. So this is not a report of amateur radio participation in a communications emergency.

Nevertheless, the extent to which amateurs mobilized and stood by during the tense hours of darkness was in itself impressive and attracted much public notice. Amateurs were everywhere — in their homes with emergency power, in their radio-equipped automobiles, at civil defense and Red Cross installations. In a way, it is a pity that they were not utilized — but a blessing that they were not needed. We are now told officially that the possibility of a repetition of such a blackout is "remote." Before the blackout, it was officially considered to be impossible. We see this as no signal to relax.

The hardest-hit population concentration of all was the New York City Metropolitan Area. Power failed there, as over the entire affected areas of New England and New York, at 1720 EST Nov. 9 and was off for approximately twelve hours — right in the middle of the commuter rush of millions of people hurrying home from work. No need to imagine the confusion and potential for panic — it has all been said in newspapers, magazines, and on radio and TV.

New York boasts one of the best AREC organizations around, and a pretty good RACES set up too. Both were in action during the blackout, working together and separately as the situation dictated.

In Manhattan proper, WA2VKK, EC and assistant RO for N.Y. County, arrived at c.d. headquarters at 1740 EST, to be followed very shortly by four others. Power was supplied by one of the city's communications vans and all operation was non-amateur. However, at the Manhattan Boro Control Center Assistant EC WB2HMS and two other operators established nets on 2 and 10 meters. SEC K2OVN and K2PSQ from Brooklyn, unable to get home, also checked in at Manhattan control. The RACES city-wide net on 2 meters went on the air at 1930 and all counties except Richmond (Staten Island) reported in. The AREC/RACES 10-Meter Net was also activated by WB2AWX. This net handled about 60 messages until 2330, when it closed down. One mobile operated from Consolidated Edison Energy Control Center until forced out of operation by engine trouble. WA2VKK advises that 20 amateurs, both AREC and RACES, operated in Manhattan.

Meanwhile, over in Brooklyn, the Kings County AREC was activated by EC WA2UCP at 1738. Nets operated on 2, 6 and 10 meters under their respective ECs. Some of the stations were on emergency power, some mobile, others were on hospital circuits and had full power. Also active was the Brooklyn RACES Boro Control and a Hospital Amateur Radio Network. Many stations in New Jersey were also in the nets, standing by to help. WA2UCP maintained liaison with the state emergency net on 75 meters.

A number of incidents occurred. WA2OCK reported from the Flatbush General Hospital that their blood bank was melting, and dry ice was dispatched. One c.d. director was caught in a traffic jam and a chain reaction was set off through W2NEM-100 to WA2OCK to WB2FXN to W2NEM-200 to W2NEM-300 to W2NEM-400 who furnished emergency transportation for the c.d. director. AREC/RACES mobiles were sent with flashlights to assist stranded persons. One mobile reported a large area without water; this was relayed to W2NEM-200 who reported it to public works.

The state c.d. director was available through W2SZ in Troy, on the 75-meter net, and was kept informed of conditions and of the existence of the emergency communications channel availability. AREC mobiles picked up stranded persons and took them home, distributed candles, quieted down any hysteria bordering on panic by their presence and calm efficiency, the ultimate pay-off for regular drills and organization. Almost nobody went off the air, they all operated right through the black night until power was restored to most areas at 0320, to others as late as 0620, and to the subways by 0830. WA2UCP says there were no TVI complaints!

WA2TAQ, Queens County EC, starts his report with: "As

in any unannounced emergency the AREC was automatically activated." AREC and RACES operate together in Queens, and within fifteen minutes after power failed, RACES Borough Control was on the air. Within minutes after that, three nets were operating, one each on two, six and ten meters. Stations were activated at Queens General Hospital, at the Peninsula General Hospital, at Queens Chapter of the Red Cross and at the Queens Blood Bank in Jamaica. Mobiles proceeded in an orderly and methodical fashion to important intersections and to the assistance of any city agencies where needed. A total of 60 AREC/RACES operators were in action.

Many minor incidents were reported by patrolling mobiles. K20GT turned in a fire alarm. K2LDC assisted at the scene of an auto crash. Four members answered an emergency call to Red Cross headquarters to get the generator back in operation when it failed.

As power was restored little by little after midnight, stations were gradually secured and the tense phase of the operation came to an end. Several volunteers were former AREC/RACES members. An outstanding job by the Queens AREC group any way you look at it.

Bronx EC WA2QAO (who also covers Yonkers) advises that the Hudson AREC manned the c.d. control center and mobiles were dispatched to aid in auto traffic control. Local police complimented the amateurs on the turnout and obvious readiness of the units; over 20 operators were on standby.

Statens Island was not affected by the blackout, but units there were in operation under K0 W2VKF, standing by if needed.

Nassau County, out on Long Island east of the city and very much a part of the Metropolitan Area, was super-active during the blackout. County EC and RO W2FI says AREC nets were in operation by 1800 EST and remained so until after midnight when power started coming back on. Assistance was given to c.d. services and situation reports were submitted to the Red Cross. W2FI expresses pleasurable surprise at the number of amateurs who turned out, considering that regular electric power was off. A total of 139 amateurs reported, with 45 mobile stations and 47 fixed stations in operation on four bands. Both AREC and RACES frequencies, equipment, personnel and facilities were used. The Nassau County *News Day* gave the hams a fine write-up.

A separate detailed report from W2ZAI, Nassau County 10-meter EC, gives some details of the operation and lists 42 amateurs who took part. The amateur circuits were actually used on an emergency basis because all telephone lines were overloaded and the various services could not call each other. "The power blackout," says W2ZAI, "was a wonderful experience, something completely new and something we had never thought could happen."

In upstate New York areas there was also extensive power failure, but not quite so widespread as in the New York City area. We have reports involving Westchester, Schenectady, Ulster, Orange, Dutchess, Livingston, Erie, and Niagara Counties. Generally speaking, amateurs were active all over the state in both AREC and RACES groups (although the latter was never officially activated).

In Dutchess County, SEC W2KGC reports activity by several 75-meter stations and a 2-meter net covering a three-county area including Orange and Ulster.

In Westchester County the AREC group was activated and seven mobiles reported to c.d. headquarters for possible emergency assistance should the need arise. AREC groups were also activated and standing by at Yonkers and Schenectady, ready for action.

The New York State Net of the National Traffic System was in continuous operation from 1900 EST, its normal starting time, until the Eastern Area Net was called to order at 2030. Net control for EAN this particular night was our Western N.Y. SEC, W2ZRC. He says he noticed nothing unusual about traffic being reported into the net, that everything ran about as usual with all regions represented. W2ZRC also relates that the state was covered from Buffalo to Schenectady by an AREC network using wide band f.m. tied together by repeaters at Buffalo and Utica. The Buffalo repeater was operated on commercial power, but the Utica repeater was on batteries and enabled contact to be made through to Schenectady (and from there by local contact to Albany if needed). Many amateurs throughout upper New York State were standing by on 2-meter wide-band f.m. (146.94 Mc.), but no communications failure materialized so no real traffic developed. Liaison was in effect

throughout the blackout with the New York State Net, a unit of the National Traffic System.

New England

Newly-appointed Conn. SEC W1PRT said the blackout occasioned a very successful "drill" in his own town of Bloomfield, during which the regular control center went out but the alternate control at a local life insurance company automatically and successfully assumed control. Other units in Connecticut were activated at Windsor Locks, West Hartford, Milford, Simsbury and Waterbury.

In Mass., SCM W1BVR advises that Pittsfield, Springfield, and Gardner were active in his section, all working with civil defense under their respective ECs. From Fort Devens we have a report from K1QHP that the amateur station there, K1KBO, was active on 75.6 and 2 meters. Power was lost momentarily but was restored before an emergency power generator could be put into operation.

Eastern Mass. SEC W1AOG tells us that the AREC groups were active in Needham, Townsend, Melrose, and Medford. We also have a report from Malden to the effect that the Malden c.d. net control station (W1TYM) was in operation beginning at 1820 and continuing until 2130 when power was restored, operating on ten and six meters. Six operators were on hand at the headquarters station and three mobiles went out on patrol. K1AQL, EC and RO for Burlington, Mass., reports that his group was on the air within ten minutes after the blackout started, with eleven mobile units controlled by a base station at police headquarters on six meters. Problems encountered included a house fire, burglar alarms going off, unlocked doors and windows, routine inspection of commercial, industrial and public buildings. Power was restored at 0100.

The last (but not least) report comes from W1NF in Beverly, who says he stood a couple hours watch at the Beverly c.d. station; he says telephones in Beverly were out also because the emergency supply was inadequate to handle the sudden demand.

Reports have also been received from AREC officials and other amateurs in New Jersey, Pennsylvania and Delaware indicating that although these states were not generally affected by the power blackout, their amateurs were for the most part standing by ready to assist stricken areas should the need arise. In this connection, there was some opinion expressed that there could have been a little more standing by and a little less offering to assist in some cases.

In summary, it can be said unequivocally that amateurs were ready and demonstrated in no uncertain terms to all who were in a position to take notice that in the event any serious communications disruptions had occurred (which they very easily might have), there would have been adequate backup in the amateur service to fulfill emergency needs.

... From reports reaching me, I understand that the performance of the radio amateurs on Cape Cod and the Islands during the recent blackout indicate you men lived up to the finest in the tradition of the radio amateurs . . .

— JOHN A. VOLPE
Governor, Commonwealth of Massachusetts

In concluding this account, let us quote from an editorial which appeared in the Cape Cod *Standard Times* and many newspapers throughout the U.S. following the blackout: "Perhaps the greatest contribution the 'hams' made to the public composure during the blackout was the reassurance of knowing they were in action as they are in every real emergency, and the fact that they kept reliable information flowing. The amateur radio operators deserve an accolade for a job well done."

National Traffic System

The system has now achieved sufficient maturity so that we old timers can start referring to "the old days." In the old days of NTS, we used to worry very little about who or what represented a Section in a Region or a Region in an Area, as long as somehow the traffic got cleared. If someone took it and put it into the next higher echelon, all well and good — that particular Section or Region was represented.

We think it was W0KQD (whatever happened to her,



Dave Knight, W4ZJY, is the TCC Director for the Central Area. He is one of the few managers we have had who resigned his post and then took it again after a lapse of a year. Dave holds a few TCC skebs of his own as well as being a regular CAN NCS.

anyway?) who asked us some embarrassing questions about representation, some time ago — embarrassing, that is, because we didn't have a ready answer, we had to formulate one. The question was, exactly what constitutes "representation"? If someone brings traffic from a lower net but won't take any, is that lower echelon represented? Or suppose it's the other way around, someone is there to take the traffic, but nobody comes up from the lower echelon? Representation?

As we recall, we decided that in each case this was only half-representation, and that the lower echelon thus received only a half-credit for that particular session. This seemed logical, if complicating, at the time.

Supposing a representative arrives, but so late that he doesn't get all the traffic cleared? Supposing he proves to be an incompetent operator and the NCS gives him a quick QNX because he is bollixing up the net? Suppose this, suppose that . . . Our footwork has never been fancy enough to answer all such questions, even to ourselves. Life was so much simpler when a station from the lower echelon constituted a representative, *period*.

As we write this, two of our upper-echelon net managers are in debate on the question of representation, which is what brought the matter up in the first place. K1WJD has set down some rules for representation in EAN, effective November 1. At least one of the Region net managers thinks they are inimical to the system. It's an interesting exchange between two highly capable and experienced NTSers, and we're following it with interest. We don't really expect either one to convince the other of anything, but we are enjoying a little brainpicking. We think Bud's ideas are worthy of a little airing herewith; see what kind of a reaction they have on you.

1. If no official representative from a Region net is present, the Region net gets no credit for a representative, even if someone takes the traffic.

2. If a TX (transmit only) representative shows up but no RX (receive only) representative shows, the Region gets no credit although the TX station does get credit for QNI as a representative.

3. If a single station is sent up from the Region for both transmitting and receiving and is carrying more than 12 messages to transmit, the Region will not be credited with representation.

4. If there is no official representative from the Region but one of the members QNIs to "help," that station will get credit but the Region will not.

5. Any representative reporting in more than 15 minutes late will not receive any credit, either for himself or his Region.

6. NCS is under no obligation to clear traffic reported into the net more than a half hour late, and in any case will clear first all traffic reported in before that time.

The above rules, made by the Area net manager strictly in accordance with his prerogative to set procedural rules at that level provided they do not contravene CD-24, can

be applied at Region as well as Area level, and some of them could even be applied at Section level where Section net participants consist wholly or partially of Local net representatives. We are not at this time specifically recommending them, but if your net seems to need a little tightening up and you feel that your net members would stand still for them, they are worth considering. Organizational "tightness" is a characteristic of NTS, and most of us are a little proud of this.

One other aspect of representation, mentioned in CD-24, perhaps bears repetition. While representation from lower to higher NTS echelons is primarily a responsibility of the lower-echelon net manager, such representation need not necessarily be performed by stations from that lower echelon if such stations are for one reason or another not available. In exceptional circumstances, representation could be provided by a station not in the geographical coverage of the lower echelon at all, provided there is general agreement among all concerned.

For example: The Winnemac Section has no station available to report into the Tenth Region Net on a particular night. The Centralia Section finds it has several stations available over its regular representatives to TEN. By agreement between the Winnemac Section Net manager and the Centralia Section Net manager, one or more of the "surplus" Centralia stations may represent Winnemac in the Region net by (1) reporting into the Winnemac Section Net as TEN station, (2) reporting into TEN as Winnemac representative, (3) clearing all traffic for Winnemac on TEN and (4) reporting back into the Winnemac Section Net to distribute this traffic — just as though this station itself were a part of the Winnemac NTS organization. In order to take advantage of this provision, the station must handle this function *only*, for that particular evening — that is, the station may not serve as a *dual* representative for both Winnemac and Centralia, unless they are represented by a single Section-level net.

Confused? See page 8 of CD-24, under "Special Liaison Method." — WINJ.M.

November reports:

| Net | Ses- sions | Traffic | Rate | Aver- age | Represen- tation (%) |
|---------------------------------|---------------|---------|-------|--------------|-------------------------|
| EAN | 30 | 1555 | .996 | 51.8 | 90.0 |
| CAN | 30 | 1162 | .792 | 38.7 | 100 |
| PAN | 30 | 1834 | 1.315 | 61.1 | 100 |
| 1RN | 53 | 562 | .398 | 10.6 | 89.6 |
| 2RN | 58 | 613 | .711 | 9.8 | 96.9 |
| 3RN | 60 | 482 | .317 | 8.0 | 96.7 |
| 4RN | 54 | 587 | .393 | 10.9 | 96.6 |
| RN5 | 62 | 969 | .393 | 16.1 | 91.8 |
| RN6 | 60 | 1113 | .706 | 18.6 | 98.9 |
| RN7 | 30 | 635 | .546 | 21.2 | 76.7 ¹ |
| 8RN | 57 | 426 | .296 | 7.5 | 79.9 |
| 9RN | 30 | 551 | .744 | 18.5 | 94.2 ¹ |
| TEN | 60 | 584 | .410 | 9.7 | 81.2 |
| ECN | 28 | 141 | .250 | 5.0 | 90.1 ¹ |
| TWN | 29 | 457 | .197 | 15.8 | 77.2 ¹ |
| Sections ² | 2159 | 13,505 | | 6.3 | |
| TCC Eastern. 120 ³ | | 735 | | | |
| TCC Central. 90 ³ | | 774 | | | |
| TCC Pacific. 120 ³ | | 1187 | | | |
| Totals | 2830 | 27,875 | | EAN 9.0 | CAN/PAN |
| Records | 2100 | 21,014 | .934 | 12.6 | 100 |

¹ Representation based on one or less sessions per day.

² Section and Local nets reporting (79): CHNN (Colo.); OSSBN, OSN (Ohio); EPA, WPA, PTTN (Pa.); RIN, RISP (R. I.); GN, WFPN, QFN, FMTN, TPTN (Fla.); PTN, SGN (Maine); VSNL, VN, VSN, VSBN, VSSBN (Va.); NCN, SCN (Calif.); MDD, MDDS (Md.-D.C.-Del.); MOTTN, MOSSBN, MON (Mo.); ILN (Ill.); GMIN (Vt.); SCSSBN (S. C.); MSPNE, MSN, MJN (Minn.); NJPTN, NJN (N. J.); AENB, AENH, AENM, AENP, AENR, AENT (Ala.); QIN (Ind.); WVAFN (W. Va.); OZK (Ark.); TPN, TN, TSSBN, ETPN (Tenn.); VTNI (Vt.-N. H.); NLI, NYCLIPN, NLS, NYCLIVHF (N. Y. C.-L. I.); NTTN (Texas); LAN (La.); Wolverine (Mich.); NMRRN (N. Mex.); MTN (Man.); NCN, NCNL, NCSSBN, THEN (N. C.); BUN (Utah); CN, CPN (Conn); IMO (Ind.-Mich.-Ohio); CSN (Ariz.); OQN (Ont.-Que.); OFN (Ont.); Iowa 75 (Iowa); KTN, Louisville AREC (Ky.); WSBN, BN (Wis.); OLZ, SSZ (Okla.); GTN (Ga.); EMNN, WIIN (Mass.).

³ TCC functions not counted as net sessions.

We have another set of new records for Nov. The large increase in Section/Local net reports is helping break the sessions and traffic records, but the average is still low. The solution is to originate more traffic at the basic levels of NTS and put it into the system rather than short-circuit the system for the sake of a faster delivery.

This is the first month that K1WJD is using his new system for representation (see preceding NTS lead) and hopes that this will be the lowest point that representation hits on EAN. CAN seems to have no trouble at all with representation as they continue their 100% per month. There has been a little shuffling of NCS spots on CAN, but W9DYG sez everything else is running smoothly. WB6JUH reports good condx, perfect representation and plenty of traffic made for a good month on PAN. WA2GQZ is hoping to correct some minor difficulties that have arisen on 2RN. K3MVO reports that the long skip took its toll on 3RN, but everyone is in there plugging as hard as they can. K51BZ kudos Okla., Tenn. and Texas for the nice showing on RN5. As of Nov. 30, RN6 moved to 3655 kc. KL7CGE and K7JLA are maintaining skeds on 40 each day to handle Alaska traffic to and from RN7. W9QLW kudos Ill. and Ind. for 100% representation and wishes other sections would follow their example. W0LGG reports that TEN is just about holding its own with skip problems and a decrease in traffic. The one bright spot is increased representation. WA0JII received a TEN certificate. VE3BZB is going to try running ECN to two sessions per day, at least during Dec., to help with the holiday traffic.

Transcontinental Corps: The hottest news this month is the trials that K6DYX and WA2BLV have been making at establishing a regular Station D/J sked on RTTY. If tests prove to be successful, this will probably become a regular operation. W4ZJY has issued a TCC certificate to W4OGG. Present plans include setting up additional TCC skeds for the Christmas overload. W7DZX is also in the process of setting up additional skeds. Jack is encouraged by the favorable response his recent bulletin brought and is hoping to write another one when the first-of-the-year rush is over.

November report:

| Area | Func-tions | % Suc-cessful | Traffic | Out-of-Net Traffic |
|---------|------------|---------------|---------|--------------------|
| Eastern | 120 | 86.7 | 1954 | 735 |
| Central | 90 | 85.6 | 1633 | 774 |
| Pacific | 120 | 90.0 | 2374 | 1187 |
| Summary | 330 | 87.6 | 5961 | 2696 |

TCC roster: Eastern Area (W3EMLL, Dir.) — W1s HGD (CRX EFW EMG NJM, W2SEI, W4s BLV RUE, W7s AEJ HWB, K2s SIL/L UAT, W3s EML NEM, K3s FHR MVO, W4s DVT LND, K4VDL, W8s CHT RYP, K2s KMQ NJW QKY, W0s OHLJ HZD. Central Area (W4ZJY, Dir.) — W4s OGG ZTY, WA4AVM, W5PPE, WA5CBL, W0s CXY DYG JOZ QLW VAY ZYK, WA9BWY, W01LXB/A, K0s AEM GSY.

Net reports:

| Net | Sessions | Check-ins | Traffic |
|---------------------|----------|-----------|---------|
| North American SSB | 26 | 861 | 1202 |
| IIBN | 30 | 536 | 1182 |
| 7290 | 42 | 1382 | 838 |
| 75 Meter Interstate | 30 | 1171 | 560 |

Diary of the AREC

The Northern Alberta Radio Club received an urgent call for assistance on July 9 from the Alberta Government Forestry Service, requesting amateur equipment and operators to provide communication in connection with a forest fire raging out of control near Wood Buffalo Park in the northern part of the province. Suitable equipment was rounded up and along with VE6s ALJ AKT AIQ AJY MC ZF, was flown to the park. One group had to be taken in by helicopter. Emergency generators supplied power and tents were used to sleep in and also as temporary operating positions. The two groups were separated by miles of blazing forest, but thanks to the communications links, the two fire fighting teams were able to stay in contact with each other at all times. After six days of hard work, the fire was finally brought under control. — VE6NO, EC Edmonton, Alta.

When news of an accident on Sept. 13, involving a school bus in Arlington Heights, Ill., was broadcast by a

local radio station, phone lines to the two local hospitals where the victims were taken were jammed with calls from worried parents. K9RNQ activated the AREC net and directed two mobile units to each of the hospitals. Outgoing calls to parents of the injured children were relayed by the mobiles to K9RNQ who delivered the messages by telephone. Other amateurs participating were: W8JZL, W0s BEN ERN NYP CWII, K0s TRG DLI, W4s GEW NEP. — W9CWH, EC Arlington Heights, Ill.

During the SET on Oct. 9, WA6DEL/mobile happened across a real emergency. A station wagon hauling a trailer full of wood got out of control near Folsom, Calif., and overturned. WA6QGT received the message and called the highway patrol. Fortunately, there were no serious injuries. — WA6JDT, SCM Sacramento Valley.

A joint operation of the Johnson Co., Kans., and Kansas City, Mo., AREC that started out as a routine communication exercise in the form of providing communication for a parade on Oct. 16, ended up as a full blown emergency operation. During the parade, four separate accidents occurred, requiring medical treatment. The amateurs were instrumental in getting the necessary medical people to the right place in a minimum amount of time. Fourteen mobile units were used and 22 amateurs participated. — K0G0Z, EC Zone 6, Kans.

When the possibility of severe storm activity became apparent on Nov. 16, WA8BUL, Seneca Co., Ohio, EC, alerted K8ZMI, and K8DHF who in turn notified the rest of the AREC members. WA8JSL/mobile was dispatched to tour the Attica, Melmore and Bloomville area where damage was expected to be the worst. He contacted the county sheriff's office and was given instructions on what information was needed and from what areas. For some two hours, mobile units provided links to any service that required communication outlets until commercial lines were repaired.

K0TKN was driving south from Brookings, S. Dak., to Yankton, S. Dak., on Thanksgiving day. About four miles south of Soo Falls, a car in the north bound lane skidded on some ice, crossed the median and jumped into the south bound lane, hitting a car about 500 feet in front of K0TKN. While driving, K0TKN had his transceiver on and was listening to K0TVJ in contact with another station. Before the two cars had stopped, K0TKN broke into the contact and had K0TVJ call for an ambulance, wreckers and the highway patrol. After getting the passengers out of each car and getting them safely into his, K0TKN directed traffic around the wreckage until the first patrol car arrived, seven minutes after the collision. No serious injuries were sustained by any of the victims and K0TKN was able to continue on his way to a turkey dinner after the ambulance arrived. — K0TKN.

When a private plane attempted a landing near the Barre-Montpelier, Vt., airport on Nov. 25, visibility was so poor that the pilot lost his way and crashed. A severe snow storm prevented searchers from locating the downed plane immediately and at the request of the Vermont State Police, the c.d. net was activated and four mobiles were dispatched to the airport where K1PQN and K1WSP had set up a station in the administration building. WA1EQI acted as NCS from his home and K1WNU, who had auxiliary emergency power, acted as alternate NCS. K1RJU and WA1EQI operated mobile and were attached to base operations which was under the direct control of the police. Throughout the operation, mobiles accompanied the search parties as they fanned out to locate the wreckage. When the remains were finally found, a member of the search party gave the information to K1RJU who relayed it to the officials at the airport building. — K1MPN, SCM Vermont.

On Nov. 23, K6RFB was the relief operator at a 1600-kw. hydro plant in the vicinity of Hanning, Calif., replacing W6RFX, who was on vacation. When heavy rains washed out the road and telephone lines, RFB broke into RFX's house and got the rig on the air. His first contact was with W6RFX/7, in Yuma, Ariz., and for the next three days RFB used the gear until telephone lines could be restored. This is probably the only reported case of breaking and entering that won't land anyone in jail for a spell. — W6EWFU, ASCM San Diego, Calif.

NATIONAL CALLING AND EMERGENCY FREQUENCIES (kc.)

FULL TIME

| | | |
|------|--------|---------|
| 3550 | 7100 | 50,550 |
| 3875 | 29,640 | 145,350 |

PART TIME

| | | |
|--------|--------|--------|
| 7250 | 14,225 | 21,400 |
| 14,050 | 21,050 | 28,100 |

Fulltime frequencies are for use 24 hours per day but only for emergency and traffic calling purposes. No transmissions for any purpose (except calling for emergency help) the first five minutes of each hour.

Part time frequencies are for traffic calling and general amateur use except in an FCC-requested or FCC-declared emergency, at which times they become *full time* frequencies.

This is a voluntary amateur program, designed to show what we can do without FCC regulation. Its success will require us all to work together. Any amateur wishing to assist is invited to use ARRL notification cards to be sent to stations not observing the rules.

On the evening of Nov. 26, the Hillsdale area of Mich. was struck by severe weather conditions. Weather information and barometer readings were required and this information was relayed by W9GDS via W5OSD to W8EGR who was in Hillsdale. Fortunately, no severe damage occurred. — K8GOU, SEC Michigan.

The North Central Cobb Co., Ga., AREC held a practice SET on June 27. The simulated emergency was a tornado and flood. Seven amateurs staged emergency situations, maintained liaison between Acworth c.d. officials and AREC headquarters. — K4YZE, EC Cobb Co., Ga.

The annual Newport, R.I., jazz festival scheduled for July 3 thru 6 was expected to be so well attended that local police officials requested AREC members to provide supplementary communication for the regular police operation. W1JFK and W1TXL planned out the operation, involving 14 amateurs and 6 stations. The NCS was set up at police headquarters, and various units were set up at strategic spots, including two beaches. The operation lasted for six hours each night and the amateurs were instrumental in reporting several minor disturbances. — W1JFK, EC Newport, R.I.

On July 9 thru 11, members of the Northern Alberta Radio Club provided communications for the annual White Water Canoe Race. The course was a 180 mile stretch of the North Saskatchewan River, starting from Rocky Mountain House and finishing in Edmonton. Both 75 and 2 meters were utilized by the operators who were set up at various check points along the course of the race. — VE6XO, EC Edmonton, Alta.

The Arrowhead Radio Amateurs Club, Duluth, Minn., provided communications for an exposition held July 31 thru Aug. 8. Mobile units were placed at the sites of various events in case of any trouble, and fixed stations handled routine traffic for the chamber of commerce. A demonstration of amateur radio was also set up. Visitors were able to see amateur radio in action and messages were handled for those requesting the service. — WA0EDN, EC St. Louis Co., Minn.

When the Edmonton to Hilton Antique Car Rally was held, on the weekend of July 31, Northern Alberta Radio Club members were again available to provide the necessary communications to keep officials apprised of the progress of the rally and to call for help if any of the cars broke down. — VE6XO, EC Edmonton, Alta.

On Aug. 3 and 17, Chemung Co., N.Y., AREC members under EC K2DNN, staged a demonstration of amateur radio message handling to a group of boy scouts at Camp Seneca. After a talk on amateur radio, a few of the boys wrote messages that were relayed by the AREC crew to the boy's parents, replies were taken and relayed back. — K2DNN, EC Chemung Co., N.Y.

Forty-five SECS sent reports for October, representing an AREC membership of 17,048. This is an increase of 15 SEC reports and 3,000 AREC members. Let's start the new year (SEC report year, that is) with all SECS or SCMs (where there is no SEC) reporting. Those sections heard from this month are: Ore., E.N.Y., W. Mass., S.C.V., Mar., N.N.J., N.C., Iowa, Nebr., N.Y.C.-L.I., Los A., Alta., Mont., Sask., E. Pa., B.C., Man., Del., Ga., N. Dak., S.F., E. Bay, Orange, Ky., Hawaii, E. Mass., W. Pa., W. Fla., Wyo., Wis., Mich., Ala., E. Fla., Nev., Ohio, Utah, Minn., Mo., Ont., N. Mex., W. Va., S. Tex., Va., S. Dak., Kans.

RACES News

Region 2 RACES of Texas on Nov. 12 assisted the CAP with communications in connection with the Civil Air Patrol's "Operation Ready." Region RO W5VW requested the cooperation of District RACES RO K5LVO, Harris County RO K5HXR and Houston RO W5VCE. The resulting operation was quite widespread. The exercise began at 0800 CST Nov. 12 and was concluded at 1645 CST Nov 14. Equipment was activated on 75, 6 and 2 meters. Seven different local stations served as NCS. An undetermined number of amateurs were available to assist, but W5VW, who headed up the operation, encouraged all concerned to stay off the air unless needed, and does not have a count. However, "had we been playing for keeps," he said, "there would have been no difficulty."



Strays MOB



The fellow at the right of this photograph is Jim Corbitt, WA4FLM. Jim and his fellow musicians formed a four-piece band that they call the B Sharps and have appeared on the Ted Mack talent show this spring. When not performing, WA4FLM works 80 through 10 meters but he sometimes must stand in line for his gear, as three other members of his family are hams, too! Shown in the photograph (l to r): Tony Thomas, Bobby Lombard, Eugene Lombard, and WA4FLM.

A.C. Power for the Noise Generator

Regulated D.C.

for Crystal-Diode

Noise Sources

BY JOHN T. CONLEY,* W7ZFB/4

W7ZFB presents a simple way to solve the battery-replacement and varying-voltage problems inherent in conventional battery-powered crystal-diode noise generators. Application of a.c. power and Zener regulation does the trick. If you haven't built a noise generator, this tells you how. If you have, incorporate a confidence-building stable voltage supply.

AFTER using a conventional battery-powered crystal diode noise generator for several months, it occurred to me that a simple zener-regulated a.c. supply would solve the battery-replacement problem and also remove any possibility that my noise measurements were inconsistent because of varying battery voltage. I let this idea age for several months and then experimented. The result is a practical and flexible piece of test equipment which is invaluable to the v.h.f. man. Cost is nominal, whether you start from scratch or just add the power supply to an existing generator.

Circuit

The circuit of the noise generator is shown in Fig. 1. Those who have constructed and used the generator shown in recent editions of the *ARRL Handbook* will immediately recognize the noise-

*5A East Magnolia, Satellite Beach, Fla.


generating part of the circuit and typical construction from the photographs.

Since this portion is conventional and described in the *Handbook*, I will concentrate on the power supply.

A 12.6-volt filament transformer feeds a half-wave rectifier and filter (CR_1-C_1) and produces between -11.0 and -11.5 volts d.c. under load. This voltage, dropped through R_1 and maintained constant at -5.6 volts by the Zener diode CR_2 , causes current to flow through the variable-resistance noise-generating circuit $R_2CR_3R_3$.

For consistent comparative noise-figure measurements, this voltage must be held constant. To do this, circuit constants must be set so that the dynamic range and power rating of the zener diode will not be exceeded as R_2 is varied over its range. Component values specified in the parts list were experimentally chosen to meet this goal.

If we establish this condition, then the rest of the operation is relatively simple. Zener diode action is analogous to operation of a gaseous VR tube. Its dynamic resistance changes, as the $R_2CR_3R_3$ path resistance varies, in such a way that the voltage at the junction of R_2 and CR_2 is always constant. As R_2 is increased, more current flows thru the Zener; as R_2 is decreased more current flows thru the noise diode. Zener diode current changes automatically to compensate for changes in R_2 .



The diode noise generator and its power supply fit into a small-size Minibox. The dial is on the variable resistor that controls the noise-diode current.

Construction

Study of the accompanying photographs will show that construction is simple and does not require special tools. The transformer and power switch S_1 are located as shown in the Mini-box (Bud C-3006A). CR_1 , C_1 , R_1 , and CR_2 are wired to conveniently placed terminal strips. Components R_3 , C_2 and CR_3 are located at one end of the box as close as possible to the output connector. Short leads for R_3 and C_2 are imperative to insure sufficient output at 144 Mc. In this instance, following *Handbook* instructions and using a grid-cap clip and a contact from a miniature socket to mount the crystal diode works nicely. J_1 can be any good quality v.h.f. connector. I used a nondescript female panel-mounting type N connector for J_1 with appropriate interconnectors, but the specific type is unimportant so long as connection to the receiver or converter is as short as possible and does not introduce much mismatch.


Several comments about parts substitution are in order. Critical components are R_1 and CR_2 . If the Zener is changed, R_1 may have to be changed so that maximum current (Zener wattage divided by its voltage rating) through the Zener does not exceed its power rating. This can be checked by metering the current through CR_2 with R_2 disconnected at A-A in Fig. 1. At the same time, R_1 should not be so large that the voltage drop through it reduces the voltage level at the Zener to less than its rated 5.6 volts, with R_2 connected and at minimum resistance.

A c.e.w. log-taper pot should be used at R_2 so that the noise level control will be linear in db., for ease in estimating the magnitude of noise figure improvements. Other tapers can be used, but this may make noise-level adjustment somewhat difficult.

Use any of the diodes listed for CR_3 . I found a 1N21C to be the most prolific noise generator, but you may find one of the others best. If you have several, choose the diode which gives maximum output.

R_3 should be 51 ohms if your receiver or converter input impedance is 52 ohms. If it is 75 ohms, use this value.

Finally, from what I can determine, there is no particular advantage to either the positive- or negative-polarity approach. I used the negative



Inside view of the noise generator shows the simplicity of construction. The 1N21-type crystal and load resistor are mounted directly to the coax connector. The Zener and power-supply rectifier diodes are the top-hat types on either side of the rectangular-shaped resistor.

approach simply because of the mechanics of mounting the crystal diode. As shown, replacement is easy. If you prefer, though, reverse all diodes and C_1 and the circuit will work equally well. Just be sure to back-bias the Zener and to forward-bias the crystal diode.

Adjustment

Adjustment of the unit is simple. First, check the voltage at the junction of R_2 and CR_2 . It shouldn't vary more than 0.1 volt as R_2 is varied. Second, meter the voltage across R_3 . This should vary from 0 to about 3 volts as R_2 is varied, if you use 51 ohms for R_3 ; proportionately less, of course, if you use 75 ohms.

Conclusion

While a battery-powered noise generator is essential for in-place adjustment of antenna-mounted preamps, this unit is more practical for the majority of us who do our work in the shack. Output is good at 2 meters and should be usable above this frequency. The upper limit, of course, is a function of both the generator and the noise figure of the device under test, and is reached when maximum generator output can no longer mask receiver noise. QST

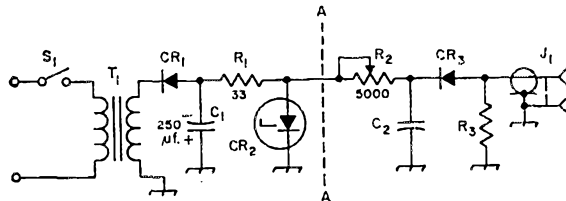


Fig. 1—Circuit of the a.c.-operated noise generator. Resistances are in ohms ($K=1000$).

C_1 —250 μ f., 25 v. (Sprague TVA-1208).

C_2 —100 pf., disk ceramic.

CR_1 —Silicon rectifier, 400 p.r.v., 500 ma.

CR_2 —Zener diode, 5.6 volts, 1 watt; 1N1520 or Barry

Electronics No. W40-556 (89¢).

CR_3 —1N21 or 1N23 (see text).

J_1 —See text.

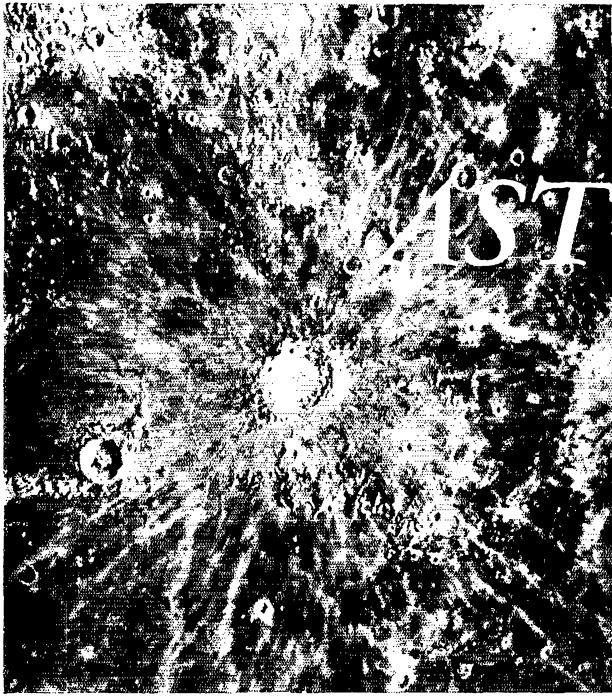
R_1 —33 ohms, 5 watts.

R_2 —5000-ohm control, c.e.w. log-taper.

R_3 —51 or 75 ohms, 1/2 watt.

S_1 —S.p.s.t. toggle.

T_1 —12.6-volt, 2-amp. filament transformer.



ASTRONET

The Space Age Net

BY W. R. CALKINS,* WIKUX/6 and G. A. GUTER, WA6OQU**

AN amateur radio communications network, ASTRONET, is providing communications for observatories and astronomers. It is the communications for a moon-observation activity called ARGUS, an operation to observe the lunar surface for phenomena valuable to the research being done by the United States in support of our lunar and planetary exploration programs such as APOLLO.

Although the moon has been studied for years, it remains practically an unknown world. There is a particular facet of our gap in lunar knowledge which should be filled in before we send men to the moon. There *is* something happening on its surface: this something could endanger our lunar astronauts, or this something might help them survive. What is happening? No one can answer this question, mainly because of the difficulty in observing these "lunar transient phenomena." How can we find out about lunar transients? ASTRONET is at least part of the answer, by supplying communications to those astronomers who are studying lunar phenomenon.

In 1958, a Russian astronomer, Nicoli Kozyrev, was making routine light measurements of the crater Alphonsus. He thought he saw something happen. Not believing his eyes, he began clicking the camera which took spectrographic pictures of what he thought was gas spurting out of the

central peak of Alphonsus. His interpretation of the data revealed by the camera was that carbon was present in the gas. But he did see something happen there, and he had pictures to prove it.

Reports began to come in that others were seeing things happening on the moon. Amateur and professional astronomers alike reported that the region near the crater Aristarchus glowed with a red coloration "like a ruby" for a short time and then the color returned to normal. The Lowell Observatory observers at Flagstaff, Arizona, reported such an incident in 1963. Several photographs were taken of the red glows. Development of the plates revealed nothing. This was discouraging to say the least because there went the scientific proof of their observation. Reports of transient lunar phenomenon are now not unusual, but a confirmed sighting is a rare one indeed. The ability of the observers is beyond question, but are they seeing things which are actually occurring on the moon, or are there other explanations? Scientists are tough to convince and they have a hat full of other explanations of why transients are seen. Scattered light in the telescope, faulty optics, aberrations, etc. might make an observer think he is seeing something he isn't. Some even question Kozyrev's spectrograms. *However, if two observers from different locations report sighting the same thing simultaneously, it is practically certain that the reports are reliable and thereby confirmed.*

* 814 East Cameron Ave., West Covina, Calif.

** 543 East Lesterwest Way, Glendora, Calif.

Such is the status of lunar transients. Amateur observers are encouraged to spend time looking at the moon. If they think they see a transient, they are requested to note the time and make a written report to a recorder. The recorder goes through the reports to see if two observers report sighting the same thing at the same time. Such programs have produced little or no data on lunar transients.

The authors, interested in lunar transient phenomenon and both amateur radio operators, conceived a lunar observing program on a grand scale with a new twist. A large number of observers would participate. Each observer would be within telephoning (toll-free) distance of an amateur radio operator who would be a member of a net designed especially to rapidly handle traffic between observers. If observers could *rapidly communicate* with each other, sightings might be easily confirmed. The observing program was named ARGUS after the hundred-eyed giant of Greek mythology. The radio net to handle ARGUS traffic was named ASTRONET.

Fifty well-known amateur and professional lunar observers from every section of the United States desired to become a part of the ARGUS-ASTRONET system.

On June 1, 1965 ASTRONET began its operation on 3.885 Mc. using s.s.b. The success which ARGUS-ASTRONET has now enjoyed is history — history for astronomy as well as amateur radio communication. Not only did ARGUS observers come though with sightings of lunar transients, but the radio amateurs came through with communications and traffic-handling techniques which enabled several observers to simultaneously report their sightings of the same phenomenon.


How does ASTRONET operate? ARGUS observers are asked to notify the ARGUS Program Manager once per week, giving the amount of time he spends in observing during the week. These are routine messages which ASTRONET handles between the observers and the program manager. This also provides the basis for routine net operation which takes place nightly 0300 to 0600 GMT except on weekends. Observers are requested to inform an ASTRONET operator if they are at their telescopes during the time of net operation. If they are, this information is given to the ASTRONET control station. ASTRONET control then knows who is observing the moon at any given time between 0300 and 0600 GMT. This information is invaluable when a sighting is made and confirmations are requested.

Routine net operation begins with preamble, roll call, routine traffic handling. Such was the case of the ASTRONET session of August 4, 1965 until at 0403:15 an observer in Monterey Park, California, Larry Bornhurst, phoned Astronet Control Station, WA6UCR, and informed the operator, W. R. Calkins W1KUX/6 that a star-like light was being observed in the unlighted portion of the moon near the crater Aristarchus. Larry, who was using a 10-inch

reflector, asked WA6UCR to relay the information to other observers and attempt to make a confirmation of the sighting. WA6UCR knew observers in Phoenix, Arizona and Glendora, California were at their telescopes. By 0408:30, both observers at those locations reported back to ASTRONET control that they also observed a flashing, star-like image in the same crater. One of these observers, Bob Leasure, K7UNK at Phoenix, Arizona, was operating his station by remote control from the eyepiece of his 8-inch reflector telescope. His description of the light phenomenon was recorded on tape by WA6UCR and several other stations standing by on frequency just "reading the mail." Ron Emanuel and Steve Welch had their 8-inch telescope set up for viewing in WAGOQU's front yard, and were in direct communication with ASTRONET. All the observers mentioned were in contact with ASTRONET Control and each reported reoccurrences of the Aristarchus light phenomenon until 0413:12.

The above story has been repeated with different observers and different operators but the same Aristarchus phenomenon seems to appear during the first four or five days of each new moon. This phenomenon is now the subject of study by astronomers. This is due mainly to the fact that ARGUS observers and ASTRONET operators called attention to it and were able to confirm the fact that the phenomenon is real and not imaginary.

Unfortunately, some observatories located on distant mountain peaks do not have telephone communication. This is the case for the telescopes located on Mount Wilson and the Ford Observatory on Mt. Peltier. In these cases the net



Lee Burch, WA6KBO (left), converses with Larry Bornhurst, astronomer and director of the Ford Observatory. Larry recently passed his general class examination and is waiting for his new call.



Larry Bornhurst at the eyepiece of the 18-inch Newtonian telescope while WA6BKO operates his radio equipment on ASTRONET, coordinating observations by others.

manager was able to interest ASTRONET operators with mobile equipment to stand-by near the observatory during ASTRONET sessions. What a natural for mobile operators!

Already many observers and observatories have expressed their desire to join the program. There is a shortage of amateur radio stations to provide the necessary communications for these observers and observatories. The services of amateur radio has been sold to the astronomers who were reluctant to seek such a service by themselves. Any amateur radio operator interested in joining ASTRONET should contact W. R. Calkins, W1KUX/6, ASTRONET Manager, 814 East Cameron Avenue, West Covina, California.

A warning should be given that ASTRONET is not without hazards. Any radio operator slightly interested in astronomy gets even more so. Some operators have already added astronomy as a hobby to become observers. Some observers have also started work on their General Class tickets. The XYL may look upon this extra activity with somewhat less enthusiasm than the OM, hence the hazard is apparent. On the other hand, she may become interested in astronomy and both could become a team in the program. W8QPP/M on an ASTRONET assignment to Mount Wilson was attacked by a deer, giving his VW a dented door! But the story has a happy ending. He received a new transceiver at the next hamfest. Now we ask — who wouldn't take a dented door if a new transceiver was part of the deal?

What could be more challenging or a greater public service than participating in an activity

that is of direct assistance to our Space Program.

Communications are needed with the following areas: Las Cruces, N. M.; Inglewood, Calif.; Shreveport, La.; Hudson, Ohio; Palos Verdes, Calif.; Neosho, Mo.; Champaign, Ill.; Lima, Ohio; Fremont, Ohio; Atlanta, Ga.; Decatur, Ga.; Delphos, Ohio; Lisle, Ill.; Eldora, Iowa; Manhattan Beach, Calif.; Los Altos, Calif.; Port Tobacco, Md.; Huntsville, Ala.; Kansas City, Mo.; Alamosa, Colo.; Philadelphia, Pa.; Washington, D. C.; Greenbelt, Md.; Pittsburgh, Pa.; Cambridge, Mass.; La Plata, Md.; Swarthmore, Pa.; Charlottesville, Va.; Nashville, Tenn., and College Park, Md.

ASTRONET operates Monday through Friday nights, 0300-0600 GMT on 3885 kc. and 7240 kc.

QST

FAMILY MEMBERSHIP

For families with two or more amateurs, ARRL By-Laws provide that, after one individual has become a Full Member of the League at the regular dues rate (\$5 in the U.S.), additional amateur members of that family may join the League for a special dues rate of \$1, with all rights and privileges except the receipt of additional copies of QST. Our correspondence indicates some misunderstanding of this arrangement. Please note.

1) All participants in the Family Membership plan must be Full Members — i.e., holders of amateur license. Unlicensed persons do not qualify.

2) There must be an immediate family relationship — i.e., husband or wife, brother or sister, father or mother, son or daughter.

3) The rate for the initial membership is the standard \$5 (\$5.25 in Canada). The rate for additional amateur members of the family is \$1 — not \$2 as many seem to believe.

4) All Family Memberships must be concurrent — i.e., expire in the same month.

So if you are part of a ham family, slip in an extra dollar for each other ham in your clan next time you renew your League membership.

IMPORTANT NOTICE

Changes of Address

Important postal changes in handling second-class mail matter are now in effect. Please advise us *direct* of any change of address. Four weeks notice is required to effect change of address. When notifying please give old as well as new address. Your promptness will help you, the postal service and us. Thanks.



February 1941

... In his discussion of the Defense Communications Board, K. B. Warner announces the appointment of six widely-known amateurs as regional advisors, as part of the vast gearing up of the national effort, in anticipation of possible dark days ahead.

... Byron (Goodman, W1JPE (now W1DX) describes a simple but effective 56-Mc. converter having a 3-Mc. output to be fed into a communications receiver.

... The advantages of a two-tube superhet over a two-tube regenerative receiver are discussed by George Grammer, W1DF, who describes such a rig. One of the advantages set forth is that the detector works at a fixed low frequency and can therefore be designed for greater stability. The cost is said to be \$11.00, 1941 type.

... Vernon (Chambers, W1JEQ, comes up with a two-stage, three-band rig using the versatile 815 in the final. The rig is rated at 50 watts and one crystal serves all three bands, sort of.

... Wilbert L. Thompson describes a simple 5- and 10-meter transmitter suitable for mobile or home use, utilizing an 807 in the final. Lots of rigs were said to be simple then, but, read on —

... In an imposing and knowledgeable article on u.h.f.-superhet design, the late Dana Griffin, W2AOE presents Part I of a two-part treatise. Improved performance in audio and video reception over the receiver described by J. B. Sherman, *QST*, June 1940 is the end result. Higher sensitivity is accomplished by improving the i.f. amplifier and by adding a stage of r.f. Even I can follow the wiring diagram!

... As an aid to efficiency in handling traffic by voice, Ed Handy, W1BDI gives a number of hints, important among which is to write down exactly

what is sent word-for-word. The transmitting operator must not only talk slowly enough but must enunciate clearly.

... Thomas J. Kelley, W4CNY describes a wide-range vacuum-tube voltmeter and gives constructional details as well as operational procedure.

... Of the 643 operators who copied the 1940 Navy-Day message, 148 will receive acknowledgment from the Navy Department for their success in copying the full transmission without error.

... Design of mixer and converter circuits is presented by Curtis R. Hammond, W9PKW, with special regard to the virtues of a number of popular tubes used for this purpose. The article enables the reader to choose the proper tube for the specific job.

... John Huntoon, W1LVQ has some worthwhile suggestions on how to improve your "fist" as well as receiving ability.

— W1ANA

APT TEST TAPES AND DATA

Through the good offices of H. L. Schwartzberg, W3VQQ, of the RCA Astro-Electronics Division, we have been supplied with ten identical tapes on which test signals and actual satellite-transmitted weather maps are magnetically recorded. These are useful for testing equipment such as that described by K2RNF in November 1965 *QST*, ("Amateur Reception of Weather Satellite Picture Transmissions") until such time as the next weather satellite will be operational and amateurs can make their own recordings. Supplementary information includes written descriptions of each of the twelve complete frames recorded on each tape, and actual facsimile pictures made from the tapes for comparison with pictures that homemade reproducing equipment turns out.

Any good-quality tape recorder capable of handling a 10-ke. audio band and operating at 7.5 i.p.s. can be used with these tapes. If your equipment is in the ready-for-testing stage we can lend you a tape for a limited period of time. Address the Technical Editor, *QST*, for complete information.

Back Copies and Photographs

Back copies of *QST* referred to in this issue are currently available, unless otherwise indicated, from our Circulation Department. Please send cash or check — 60c for each copy — with your order; we cannot bill small orders nor can we ship c.o.d.

Full size (8 by 10) glossy prints of equipment described in *QST* by staff members (*only*) can be furnished at \$1.50 each. Please indicate the *QST* issue, page number, and other necessary identification when ordering, and include full remittance with your order — we do not bill nor ship c.o.d.

Sorry, but no reprints of individual *QST* articles are available, nor are templates available unless *specifically* mentioned in the article.



Our Museum Curator, W1ANA, being somewhat of an attic prowler and basement investigator himself, feels sure that there must be a lot of real choice amateur radio material lying around. Right now he would love to have a Paragon RA6 receiver for the ARRL Museum. He's also looking for a CG1144 tube, the predecessor of the UV203.

— — —

The Post Office Department promises faster mail service with the new Zip codes. Use yours when you write League Headquarters. Use ours, too. It's 06111.

The Mighty Midget

A 10-Watter for 80

and 40 Meters


BY LEWIS G. McCOY,* WIICP

Any Novice who builds this little transmitter is eligible to work for a special certificate award. The rules are quite simple: Build the rig, work any 10 different ARRL sections, and send a photograph of the set along with 10 QSL cards (to verify the contacts) to WIICP at ARRL Headquarters. We'll send you an appropriately worded certificate that you can hang on the shack wall. ARRL sections are listed on page 6 of any issue of QST. The closing date for this award will be January 1, 1967. How about it, Novices; who'll be first to get the "Mighty Midget Award"?

THIS article describes the construction of a Novice transmitter for 80 and 40 meters, capable of 10 watts input. Why only 10 watts? There are good reasons why such a rig might interest many beginners — or, for that matter, some old-timers.

For one thing, the transmitter is easily portable, fitting into a 6 × 6 × 6-inch box. Only one tube is used, which helps make the circuit easy to follow and the rig easy to build. Last, and by no means least, there is a certain thrill in making contacts using low power. Many an old-timer will remember the prewar Fred Sutter series of QSL-size transmitters. Hams vied with each other to see who could work farthest with these low-power rigs.

* Technical Staff.



The Mighty Midget! Building and using this little rig should be a real "fun" project.

Circuit Details

The tube used in our 10-watter is a dual type, a 6CW8, which combines a triode and pentode in one envelope. The triode section of the tube is used as a grid-plate crystal oscillator and the pentode section as the amplifier. With the power supply shown in Fig. 1, the amplifier is run at approximately 300 volts at 30 ma., fully loaded. The output frequency is the same as that of the crystal; that is, 80-meter crystals are used for 80-meter operation and 40-meter crystals for 40. L_1 and L_2 are r.f. chokes used to resonate the oscillator plate circuit in the 40- and 80-meter bands. When operating on 80 the two chokes are in series, providing an inductance of 93 μ h. which, with the associated circuit and tube capacitances, makes a broadly-resonant circuit in the 80-meter band. This eliminates the need for a tuned circuit (tuning with a variable capacitor) in the grid circuit of the amplifier. When S_1 is switched to the 40-meter position, the 0.01- μ f. bypass capacitor is moved from the bottom of L_2 to the bottom of L_1 , effectively removing L_2 from the circuit. In this case, L_1 is broadly resonant in the 40-meter range.

A pi network is used in the tank circuit of the amplifier. The constants shown in Fig. 1 are for working into 50- to 70-ohm loads. I_1 , a No. 47 dial lamp shunted across L_4 , is a tune-up and output indicator.

The power supply is a voltage doubler using silicon rectifiers, with two 60- μ f. capacitors in series to provide an output capacitance of 30 μ f.

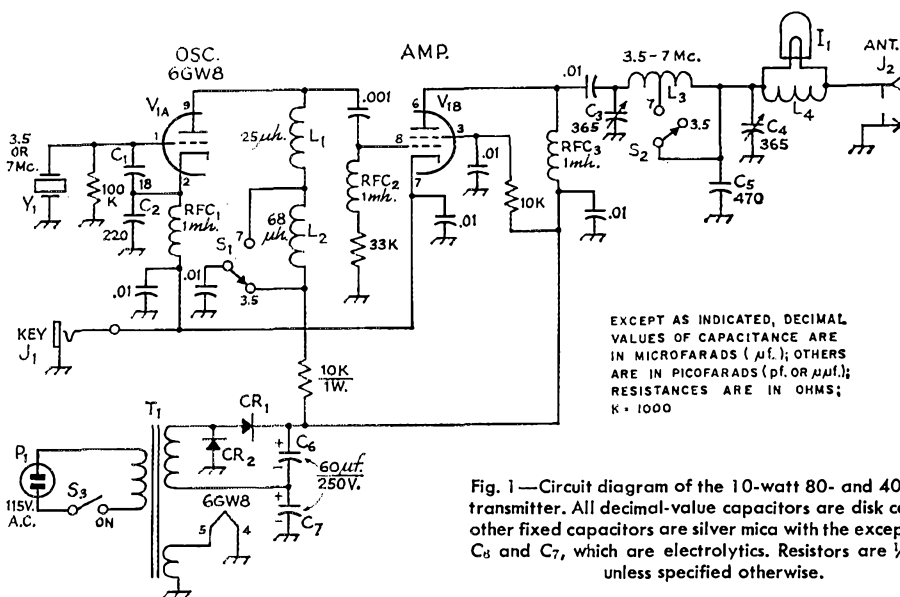


Fig. 1—Circuit diagram of the 10-watt 80- and 40-meter transmitter. All decimal-value capacitors are disk ceramic; other fixed capacitors are silver mica with the exception of C_6 and C_7 , which are electrolytics. Resistors are $\frac{1}{2}$ -watt unless specified otherwise.

- C_1 —18-pf. silver mica.
- C_2 —220-pf. silver mica.
- C_3, C_4 —365-pf. variable, single-section midget t.r.f. type.
- C_5 —470-pf. silver mica.
- C_6, C_7 —60- μ f. 250-volt electrolytic.
- CR_1, CR_2 —Silicon rectifiers, 500 volts p.i.v. minimum, 150 ma. minimum (Barry Electronics 600/750).
- I_1 —No. 48 or 49 dial lamp, 2 volts, 60 ma.
- J_1, J_2 —Phono jack.
- L_1 —25- μ h. r.f. choke (Millen 34300-25).

- L_2 —68- μ h. r.f. choke (Millen 34300-68).
- L_3 —41 turns No. 22 enamel, $\frac{7}{8}$ -inch diam., close-wound, 40-meter tap 21 turns from C_4 end of coil.
- L_4 —See text.
- S_1, S_2 —Single-pole, double-throw slide switch.
- S_3 —Single-pole, single throw slide switch.
- RFC $_1, RFC_2, RFC_3$ —1-mh. r.f. choke (Millen 34300-1000).
- T_1 —Power transformer, 125 volts, 50 ma.; 6.3 volts, 2 amp. (Knight 61 G 411, Chicago/Stancor PA-8421).
- Y_1 —3.5- or 7-Mc. crystal.

Although the amplifier is designed to work into 50- to 70-ohm loads, these values may be inconvenient in portable operation. A different approach can be used if the builder wants to use a 65-foot end-fed wire for an antenna. On 80 meters, a 65-foot end-fed wire worked against ground will have an impedance that is well within the tuning range of the pi network shown in Fig. 1. However, the impedance would be around 2000 ohms when this same antenna is end fed on 40 meters. In such a case, it would be practically impossible to load the amplifier fully if the circuit of Fig. 1 is used. By making a very slight change in the pi-network circuit (see Fig. 2) the transmitter can be made to work on either band with a 65-foot end-fed antenna.

Changing the circuit to Fig. 2 consists of rewiring S_2 so that C_5 , the fixed 470-pf. capacitor across C_4 , is only in the circuit on 80 meters. On 40, none of the turns on L_3 are shorted out — the entire coil is used, just the same as on 80 — but C_5 is removed from the circuit. This permits the pi network to work into a high-impedance load such as our end-fed antenna will provide.

The beauty of such an arrangement is that it simplifies the antenna problem. A 65-foot length of insulated wire and a ball of string make a completely portable antenna. Tie the string to

the end of the wire, tie a rock to the end of the string, heave the rock up in a tree, and you have an antenna all ready to go! It should go without saying that it would be easy to take such an antenna down.

Getting the Parts

There are no "special" parts in this transmitter. Nearly all of the components can be found in any of the larger mail-order catalogs.¹ We realize that a beginner just starting out has a problem in finding where to buy parts. Our suggestion is to write various *QST* advertisers and

¹ If you cannot locate the Millen coils and chokes, the Millen Co. informs us that they will sell direct. Write to James Millen Manufacturing Company, Attn. Wade Caywood, WIKRD, Malden 48, Mass.

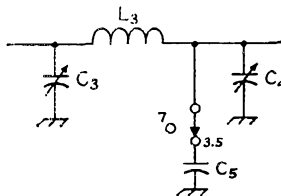



Fig. 2—Tank switching modification for using a 65-foot end-fed antenna.



The two electrolytic capacitors are mounted between two terminal strips at the bottom rear. Note the use of two terminal strips on either side of the tube socket. This arrangement provides plenty of connection points.


obtain their latest catalogs. Of course, if you live in a city that has large supply houses they will usually stock most of the items. We recently had a letter from a beginner who complained about the prices of some tubes we used. However, he had purchased the tubes at a drugstore. Any old-timer in ham radio would throw up his hands in horror at the idea of getting tubes from such a source because the prices are considerably higher than those charged by any of the radio mail-order or supply houses.

The amplifier tank-circuit coil, L_3 , is wound on a plastic pillbox. These pillboxes have standard dimensions — $\frac{7}{8}$ -inch outside diameter and

either $1\frac{1}{2}$ or $2\frac{1}{4}$ inches long — and we picked up a half dozen of them at a local drugstore for 30 cents. They make really low-cost coil forms. Either length is suitable for L_3 . We drilled a hole in the bottom center of the box and then mounted the box directly to the chassis with a nut and bolt. The coil is wound with No. 22 enamel or Nylclad wire, and if you buy 100 feet of the wire you'll have enough for that 65-foot antenna, too.

Construction Details

Before starting construction, spend a little time studying the top- and bottom-view photographs of the transmitter to get an idea of the layout.



At the left front are the tuning and loading controls. To the right of the loading capacitor is L_4 which is mounted on a tie point. The phono jack on the back is the output connector.

A good one for this purpose is a 6- or 10-watt, 115-volt lamp. The lamp should be connected across the output jack, J_2 .

Plug in an 80-meter crystal, leave the key open, and turn on the a.c. power. With S_1 and S_2 in the 80-meter position, close the key and tune C_3 for an indication in the dummy load. We found in our model that C_3 was approximately $\frac{1}{3}$ meshed and best loading was with C_4 also about $\frac{1}{3}$ meshed. You'll note in tuning up that the brighter I_1 gets, the brighter the dummy load will be. If you are using a 10-watt dummy

load don't expect the bulb to get very bright. The output of the little rig is between 5 and 6 watts, so a 10-watt dummy load won't light up a room!

Next, plug in a 40-meter crystal and switch the controls for 40 meters. With our load we found that both controls, C_3 and C_4 , were slightly less than $\frac{1}{4}$ meshed for best output.

If you have a 0-100 milliammeter you can connect it in series with the key leads to measure the cathode current. Keep in mind that you are measuring the cathode currents of both stages. When the amplifier is fully loaded, the total cathode current will be about 40 ma. You can figure that roughly 30 ma. will be plate current for the amplifier.

Amplifier plate voltage when fully loaded is 300 volts, screen voltage 200. Oscillator plate voltage is 200 volts. The grid voltage at Pin 8 of the amplifier will depend on the crystal activity but it should measure about -30 volts, measured at the bottom of RFC_2 .

In using the rig on the air, we got one surprise. On the 40-meter Novice band we heard a WN8 calling "CQ QRP" (CQ low power). We figured our mighty little 10-watter would be less than the WN8's so we blasted back. Our face was kinda red when we found the WN8 was only running 2 watts input!

In any event, we are sure you can have a lot of fun both in building and using the rig. Who's going to be first to win the "Mighty Midget Award"?

QST

Layout is not critical but should follow the general pattern shown in the photographs. The chassis for the rig is made from a piece of aluminum $7\frac{1}{8}$ inches long and $4\frac{1}{8}$ inches wide. The aluminum is bent in the form of a U, with a back lip $1\frac{1}{2}$ inches long and a front lip $\frac{1}{2}$ inch long. This leaves a top length of $5\frac{1}{8}$ inches, which will fit into the 6-inch deep cabinet. The cabinet, a Bud type AU-1039-HIG, has a $\frac{1}{2}$ -inch lip around the front and back, so the chassis should be mounted on the front panel with enough clearance for the cabinet lip.

Six terminal strips are mounted either side of the tube socket. This provides plenty of tie points when mounting the various components and leads. You probably won't need all the tie points, but it certainly is better to have more than you need than not enough. The power-supply filter capacitors are mounted between two strips.

L_4 consists of four turns of No. 22 enamel, $\frac{1}{2}$ inch in diameter and about $\frac{1}{2}$ inch long, mounted on a tie strip which in turn is mounted on the front panel. The dial lamp, I_1 , is held in place by a $\frac{1}{2}$ -inch-diameter rubber grommet mounted in the panel. The leads from the dial lamp to either side of the L_4 coil are soldered directly to the lamp base and metal shell. You could use a dial-lamp socket but this only adds to the cost.

Tune-Up and Adjustment

In order to familiarize yourself with the tune-up of the rig you should have a dummy load.

1966 ARRL National Convention

Boston, Massachusetts

April 22-24

BY GENE HASTINGS,* WIVRK

As picturesque old Boston shudders from the seasonal snowfall, the 1966 ARRL National Convention Committee is busy at work compiling a full program for the expected 4000 hams and their families who will attend the new Sheraton-Boston Hotel on April 22, 23 and 24.

The program committee is happy to announce that among the top speakers to be heard at the convention will be Father Daniel Linehan, W1HWK, director of the Weston Observatory at Boston College. "Father Dan" is a familiar figure, having attended several Swampscott hamfests, and is quite active on s.s.b. from his Mercedes when not transmitting from the South Pole or from Africa. The committee members are still busy trying to understand how Father Dan has time to run the observatory, check on seismic disturbances, lecture on radio and television, travel to remote areas to photograph some of his lectures and still be heard on the air several times each week! Quite a fellow.

Emergency and traffic nets will also hold meetings during the convention. Nets wishing to meet should write the Program Committee, 24 Drury Lane, Stoneham, Massachusetts, at once as space is limited and is fast being spoken for. Once the rooms are allocated there can be no additional meetings scheduled.

Jean Peacor, *QST* "YL News and Views" editor, is creating an especially fine program for the YLs attending the convention. One of the features (so we are told) will be a French luncheon in a quaint French restaurant in downtown Boston, complete with wine punch!

FCC examiners will be on hand Sunday, April 24, to supervise General and Extra Class exams. Those planning to take the tests are reminded that FCC charges a \$4 exam fee. Test results will be announced Sunday evening.

A highlight of the affair will be the awarding of a DX vacation-for-two to Puerto Rico for seven nights and eight days of glorious fun-in-the-sun! Numbered prize tickets will be available to anyone present at the convention — *no fee will be required*. The drawing will be made from a box into which participants have dropped their stubs. The grand prize will include round-trip jet airfare from New York, accommodations in one of Puerto Rico's newest luxury hotels, breakfasts

* Convention Co-Chairman.

and dinners, sightseeing trips, et cetera. The trip of a lifetime will be awarded Sunday night, and the winner has the option of vacationing in lovely St. Thomas in place of San Juan if he prefers. Does everyone have his suitcase transceiver and portable antenna ready?

V.h.f. fans will be in their glory at this year's National. A very special program is in the works and will include speakers and demonstrations on the latest v.h.f. experiments. Tapes will be brought where available and the latest news concerning the Oscar IV satellite will be reviewed.


The New England DXCC is also planning an outstanding program which every DX fan should try to attend. Antenna manufacturers will exhibit their latest creations designed to make DXing that much easier.

The Quarter Century Wireless Association will be on hand with a program for its members and others interested in "old time radio."

The mystic ritual of the Royal Order of the Wouff Hong will be enacted at midnight on Saturday.

Saturday night, of course, is the BIG night. Following the prime ribs of beef banquet there will be dancing and a spectacular night club show, followed by dancing again until midnight. This whole program costs but \$8.60 "early bird" (\$9 at the convention before Saturday noon). Where else could you get food, entertainment and dancing to a five-piece orchestra for this small amount? Your best bet is the early bird package: \$8.60 plus \$3 registration for a total of \$11.60. At the convention the total cost will be \$13. Send your check or money order, payable to FEMARA, *now* to the ticket chairmen, John and Bertha McCormick, Berkley Street, RFD 1, Taunton 1, Massachusetts. Be sure to include a stamped self-addressed return envelope.

Complete convention information will appear in March *QST*.



Exam co-chairmen, K1AUP (right) and K1JN review plans for General and Extra Class examinations to be administered Sunday at the convention.



Correspondence From Members -

The publishers of *QST* assume no responsibility for statements made herein by correspondents.

QST ANNIVERSARY

☐ Your cartoon of an early amateur radio station, on page 10 of December *QST*, brought back a lot of memories. I used some of the same equipment: 1 kw. transmitter, helix, rotary gap, straight key, loose coupler, variometer, galena detector. My call at that time was W2ABZ.

I often wonder what some of the hams of today would think if they could see the stations we had years ago . . . *Claude P. Regan, K2JDU, Hazlet, N.J.*

☐ I got quite a thrill out of the insert which described "A Short Wave Regenerative Receiver," in 1920. I have often thought such articles as the ones on the 1DH transmitter and John Reinartz's receivers would be of interest to hams both new and old. They could be printed as inserts in the future, as the article inserted in the December issue. I sure would enjoy them. — *Ed Preston, W2R1Z, Tully, N. Y.*

☐ I congratulate the League on the December issue. It was, indeed, very fine.

I also believe that the new publication, *The Radio Amateur's V.H.F. Manual*, is truly outstanding. — *Curtiss C. Reed, W17CKG/NØECE, Sandpoint, Idaho*

☐ I got a big kick out of the articles on 50 years of radio, for I was fiddling with it when tubes were oscillation valves, without bases and my loud speaker was a pair of Baldwin mica diaphragm phones snapped over a horn built with 2 inlets for that purpose. Incidentally, that pair of phones represented 100 hours of work. — *Glenn A. Cables, W12YNA, Albany, N. Y.*

GREAT LAKES ELECTION

☐ May I use your pages to express my gratitude to the members who supported me in the recent Great Lakes Division election? I am overwhelmed by the result.

It is interesting to note that while the incumbent was re-elected, nearly twice as many members voted against him. There must be a lesson in this some where. — *James W. Voorhees, D.D.S., W8EGE, Hillsdale, Michigan.*

[In a League (or other) election with more than two candidates, it is likely that the victor will poll less than a majority of the votes. E.g., New York Mayor Lindsay received less than half the votes. A vote for one candidate is not necessarily a vote against the others. — EDITOR]

A POPULAR SERIES

☐ I want to express my appreciation of the articles on RTTY by Irv Hoff. I've been messing around with RTTY for quite a while but didn't have the time or energy to organize what I knew. Irv's research on the subject — scholarly is the best word for it — and his clear exposition have been a real help to me. — *Fred V. Gwyer, W9BIU, La Grange, Illinois.*

THE AMATEUR'S CODE

☐ I feel our need for a seventh point of "The Amateur's Code": The Amateur is Courteous.

In the last half year, I have failed the General code test four times, because of insufficient code speed. I depend on the code practice sessions from W1AW, and I wish our fellow hams could show the courtesy to keep their transmitters off W1AW's frequencies at the time of code practice transmissions. I find it's next to impossible to copy through QSB and QRN in Florida, with heterodynes from various transmitters being tuned and checked for signal qualities.

As a high school student, I find my time precious, as I am sure many of us do. Please don't abuse the wonderful service rendered by W1AW by causing unnecessary QRM. — *Ray H. Liles, Jr., WN4VME, Indian Harbour Beach, Florida.*

POWER COMPANY QRN ASSISTANCE

☐ Much has been written about how power companies care little about electrical interference from their lines and how one has to write the president of the power company to get any action. We in Southern California may be more fortunate than other radio amateurs, as the Southern California Edison Company has had the foresight to appoint a representative to handle amateur radio complaints. It is the duty of this representative not only to locate interference problems but to talk before radio clubs and discuss the many interference problems which often have nothing to do with the power company lines. The representative in this area, W. R. Nelson, WA6FQG, being a radio amateur, knows how interference can cause many headaches to the radio amateur and is prepared to track it down.

Recently, I had to call on the services of Mr. Nelson for an interference complaint at my QTH. The problem was not an easy one to locate. The electrical interference made it impossible to work any DX or even locals. Mr. Nelson and another company representative, Gene Buzzard, found their company lines okay, but the interference remained about two weeks. After covering many alleys and streets in the neighborhood, the culprits were discovered: two loose pieces of wire thrown over the power lines several blocks away. They were hardly noticeable from the ground, but when the wind blew them, the noise level in the receiver was beyond reason. Some playful boys had caused all the trouble not only for this station but also for TV set owners in that neighborhood.

It is our intention to show that your power company will cooperate if your complaint is presented in an orderly manner. They like nothing better than good public relations with their customers. Always find out who the man is who takes care of the interference complaints and don't write or call the president; you will get faster service by contacting the right man in the first place. — *Ralph Steinberg, K6GKX, Long Beach, California.*

UP FIVE — QRZ?

☞ Brace yourself, here comes another gripe! I refer to the ever-increasing practice of DX stations working without signing their call-signs for long periods of time. They work station after station, merely sending the call of the station answered and a report. Then "QRZ?" and no call. This they continue until they run out of customers.

One must wait and wait to find out who they are, which causes calling stations to operate illegally in the eyes of FCC and call blind, sending only "DE W9 —." Then they have to ask for the guy's call or play the waiting game until he chooses to reveal his identity. This is usually sent only once at 50 w.p.m. in a mess of QRM!

Too bad we don't still have T.O.M. around to get them with the Wouff Hong! — *C. R. Putnam, W9AKJ, Elkhart, Indiana.*

A CONSTITUENT SPEAKS

☞ Dear Congressman:

I would like to acquaint you with a problem that I, as well as others of my kind, have found to be a stumbling block. Perhaps after listening to it, and the suggested solution included herein, you could introduce a bill of some sort to help us, a stricken minority.

I belong to the 0.1% of our populace who are amateur radio operators, a group dedicated to their Cause. That portion of said group entitled "The Lower Low Income Bracket" holds me as an everlasting member. This is due, mostly, to the fact that Holycrofters, Callings, Heathchit and Hy-Gin receive the better part of my salary and *my uncle* gets the rest.

I propose that an agency be established to help our 0.1% who cannot afford to live like those belonging to "The Upper Upper Income Bracket," but who do anyway. Meticulous thought has brought up the proper designation, "The Federal Aid Program for Anti-Homebrewists."

You'll get my vote. — *Mark Hopkins, WB3JWS, Sparta, N.J.*

NET OR RUMOR MACHINE?

☞ During a crisis such as the recent power failure in the Northeast it is the job of the emergency radio net to help people in trouble, not to try to find out what, where or who is causing the trouble. During the blackout the net operator on duty on the emergency net that I was monitoring was swamped with many unnecessary calls relaying rumors and unfounded reports about the cause of the blackout.

If an emergency net is in operation, it should be used as an emergency net and not as a source of diagnosis for the cause of the trouble. An emergency net, as far as I'm concerned, is not a news medium. It is a service to help people in trouble. — *S. T. Gazda, WB30XV, Binghamton, N. Y.*

CONTEST COMMENTS

☞ Let me offer my congratulations to ARRL for the 1965 Sweepstakes. This was my first "go" and all I can say is, "What a contest!"

I was first licensed in May, 1964, and since then I have been humming enthusiastically. The most enjoyable part of amateur radio for me is the challenge of developing my personal operating skills. Naturally a high degree of skill can only be achieved through participation in challenging and stimulating activity, and the SS provided just that — an oper-

ating exercise *par excellence*. I believe I learned more during nine hours in the SS than in a year of casual operating. I only wish I could have devoted more time to it.

I am very much in favor of the exchange format and the points bonus for reporting through the NTS. With the experience gained in the SS I feel that one of these nights I can screw up the courage to report into OQN and try my hand at traffic handling.

Once again, my heartiest congratulations to you for promoting activities which develop amateur radio as a skilled service, rather than exploiting it as a hobby. — *R. D. (Rod) Elliott, VE2BUW, Montreal, Quebec.*

☞ I am a radio amateur of long standing and a member of ARRL, have been for a good many years and will continue to be an ARRL member even if we have to mortgage the old homestead, because I think the only way we will keep our amateur bands is through ARRL. Two weekends were taken up with that (no good) SS Contest and another weekend was then taken up with a DX Contest. I can see the Field Day Contest, where emergency equipment is taken out and tested and only one weekend is taken up. What happens when an amateur has a real emergency with some of these worthless contests? — *K. G. Pond, W7MAE, Phoenix, Arizona.*

☞ At this writing, a well-known "DX Test" is at the peak of its annual frenzy. Criticism of established institutions is always risky, but is it not possible these contests encourage the very operating practices generally frowned upon?

The most casual observation reveals literally hundreds of operators who seem to have declared a moratorium on the principles of courtesy and good common sense. "During contests, we'll throw away the rule books," they seem to say. All is fair in love, war . . . and DX tests! No more listening on frequency; call at any and all times, even if the station wanted is already in contact with someone else. There is a helter-skelter ruthlessness in the zeal to fill page after page of the log book.

This is not to say contests are inherently bad. Fortunately, many fine amateurs *do* adhere to proper operating procedures and ordinary common sense; it is a joy to hear them. Their smoothness and poise stand out conspicuously and when the final tally is made, they will be found at the top of the winners' list. — *Gale Curtright, K8TYO, Kansas City, Missouri.*

☞ I recently participated in the Sweepstakes sponsored by the League. I really enjoyed myself and the experience was wonderful. I am looking forward to the Novice Roundup. — *Steve Morgan, WN8QNR, Kettering, Ohio.*

[The 1966 Novice Roundup gets underway Feb. 5; see p. 50, January *QST* for contest rules. — EDITOR]

PEACEFULLY CRITICAL

☞ Over a period of months I have been reading various articles concerning the new FCC proposals. There has been much said of worth on both sides of the argument but it appears to me, a very new member of the League, that the proposals are sound and fair to all operators.

However, FCC regulations are not the total answer to our problems. Only cooperation of the

majority of the members of the League will correct the constant violation of rules that are designed to govern us so fairly and rightly. Why can't we all work together, policing each other in a manner that is constructive rather than pettily destructive? We have nothing to prove to each other except that we are capable at our hobby and bear only good will toward each other. This attitude that a fellow who becomes a critic is our enemy is childish, and not worthy of men who enjoy such a privilege as ours.

Good work on your part of the proposal and good work on *QST*. — *Harold D. Meyers, WA4ZIC, Warner Robins, Georgia.*

☐ Although I am sure the League knows what is best for amateur radio, we have our right to speak up in favor of or against a situation. But why, when it's against, does it have to be an angry letter like some that have been sent in? If any of the fellows are concerned over a situation let them put it in writing, but in sensible, reasonable and peaceful ways. If this is done the tempers are quelled and settlements come easier. The Almighty has given us the opportunity to live peacefully together on this earth, so why not do so? — *Dennis A. Abdalla, KIYSW, Orono, Maine.*

MORE AMPS IN ARRL'S ANTENNA

☐ I hope you continue to press your campaign for better operating, better techniques and better theory, in spite of all the screaming from irresponsible. More amps in your antenna! — *W. R. Peyton, Edmonton, Alberta.*

☐ It has been months since I last wrote in to give my blessing. Whole-heartedly do I commend and applaud the Board of Directors' diligent efforts in behalf of radio amateurs in the U.S.A. and throughout the world. Though many do not understand nor value what you endeavor, many chaps, like myself, realize the total picture and are solidly but quietly behind you. The dissenters, as usual, make a big fuss and noise, but (thank heaven) are in the minority!

Those true hams, who deserve the name and privileges, measure up to "The Amateur's Code" listed in front of every ARRL *Handbook*. You will notice:

1. They don't scream bloody murder about "their rights"

2. or quit the League (*their* national organization)
3. or turn to false prophets and opportunists
4. or sit on their laurels
5. or become fake martyrs

nor are they represented among those whose bad practices have brought about the disgraceful and unpleasant conditions of our frequencies. Indeed, they have continued exertion toward improving themselves, their stations and other aspects of hamdom within their spheres of influence. They back the ARRL by intelligent and constructive observation and criticism, not by verbal and written tantrums. — *David W. Jensen, W0RMY/7, Helena, Montana.*

☐ I've heard many pros and cons about *QST* and the ARRL and I've tried to think them over with an open mind. In my short amateur radio career I have found *QST* educational, enjoyable and helpful.

— *John Barlow, W1QJBA, Iowa Falls, Iowa.*

First-Day Covers Still Available

When the Amateur Radio First-Day Covers were processed in Anchorage on December 15, 1964, we gambled and had a few extra unaddressed covers prepared, because orders for the first-day covers were still coming in and we didn't want anyone to be disappointed. We still have some of these left. They are all singles, unaddressed but carrying the amateur radio stamp and the official first-day cancellation, and they will be mailed to you in an envelope. Prices are 35c each, three for a dollar. Send your orders to ARRL Hq., 225 Main Street, Newington, Conn., 06111.

FEEDBACK

W1OOP's speech amplifier in the "Hints and Kinks" section of December *QST* has the emitter resistor of Q_4 mislabeled. The diagram is marked 1500 ohms, when in fact it should be 1.5 ohms.

— . . . —

The 100- μ f, 200-volt electrolytic capacitor in the bias supply of the 500-watt d.c. to d.c. converter (*QST*, Dec. 1965, p. 90) is shown on the schematic diagram with the wrong polarity. The negative lead of the capacitor should be connected to the bias line and the positive lead should be attached to chassis ground. Also, the correct address of G. S. Toroids is: 21236 Walnut St., Lomita, California.

— . . . —

It should be noted that, due to a clerical error, the names Bruce Anderson, W1VOT, and George Meulendyk, W6THZ, inadvertently appeared in the "Silent Keys" column of the December 1965 issue of *QST*.

— . . . —

The captions to the photographs on page 81 and 83 in "The World Above 50 Mc." column for January *QST* should be reversed. Our apologies to W1TQZ and W1IGJ.

Fifty Years of ARRL

A bound 152-page reprint of the gold-edged historical articles which appeared in the 1964 issues of *QST* is available from the ARRL for one dollar postpaid. Titled *Fifty Years of ARRL*, the book covers the highlights of ARRL and amateur radio history during the fifty years from 1914 to 1964, and will make a companion piece to the classic *200 Meters and Down*, a reprint of which is also available from the ARRL for one dollar.

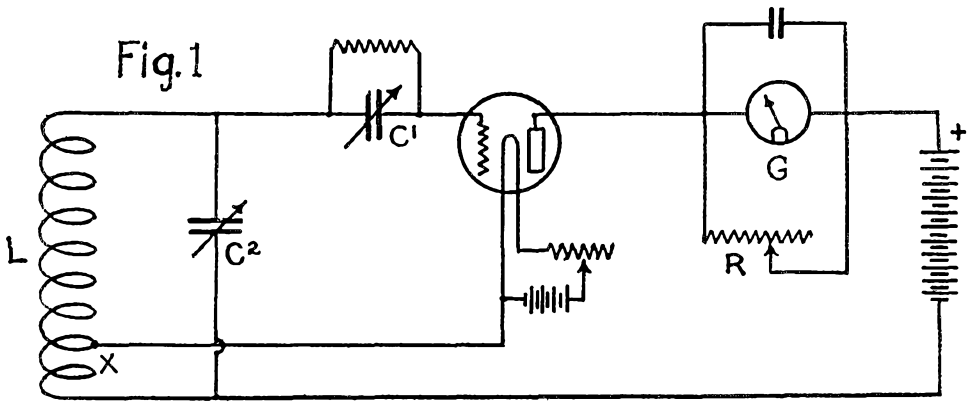
Measurement of Wavelength, Capacity and Inductance With Oscillating Vacuum Tube

By H. E. Rawson

Ever spend a Sunday afternoon in fruitless effort to obtain the natural period of your antenna by the old method of exciting it with a buzzer or spark-coil? Then you will appreciate this. The comparison method of measuring wavelengths and capacities by means of the oscillating VT is a beautiful one, and is now employed altogether in research work. No other method will approach it, not only for accuracy, but for simplicity and ease.—Editor.

MOST of the methods for measuring the constants of oscillatory circuits involve either a rough means of putting the circuit in oscillation, or a determination of resonance by ear, or both. Very frequently the power required to generate these oscillations is so great that inaccuracies from too close coupling materially effect the accuracy of the measurements. Also the point of resonance as determined by the ear is not sharply defined. With the almost universal use of the vacuum tube of today it is a very simple and easy

is in wide use by radio engineers in this country, and because of its simplicity and accuracy should appeal to amateurs and be more generally used by them than it has been. The circuit for supplying the power is shown in figure 1. Any air core inductance on which a third tap is obtainable will do for L, provided of course that LC2 is of approximately the correct frequency for the circuit to be measured. Condenser C1 is of importance in making the tube oscillate easily, and is usually provided with a leak of a megohm or two. The tap-off point X is usually at about one



matter for anyone to make these measurements quickly and very accurately. The regular receiving tube has sufficient power for all ordinary purposes, and the apparatus in any amateur station can be used for this purpose,—the only special instrument of any kind required being a sensitive DC milliammeter.

The method briefly outlined below fifth the total number of turns; and for best results, especially on short waves, it is advisable to have no dead ends on the coil L. In order to cover a large range of frequencies it is necessary to have a set of these inductances, as with a wavemeter, and these may cover wave lengths from a few meters to thirty thousand or higher if desired. The DC Milliammeter or Galvan-

ometer G, may conveniently be shunted with a variable resistance R so that the current-deflection may be regulated to a suitable value. The Model 301 Weston 1 milli-ampere meter is excellent for this circuit, and inexpensive as well.

When such a circuit is set up and a proper adjustment of grid condenser C1 is made, it will oscillate freely. An observation of G will show a large deflection when the tube is not oscillating, and very little when it is oscillating. When it is oscillating however, and is loosely coupled to another circuit which is nearly resonant with it, and C2 is varied, a large deflection of G will take place at exact resonance of the two circuits, showing a transfer of energy from the power circuit to the circuit being measured. This point of maximum deflection is extremely sharp, and an extension handle on C2 will usually be necessary to get and hold this point as the capacity of the hand will often effect the reading. It is an easy matter to demonstrate or test the fact that the circuits are in resonance by shorting the condenser in the measured circuit with the tips of the fingers, when G will drop back to its low position showing that the transfer of energy has been stopped.

For measuring the wave length of a receiving set or other similar circuit, the oscillator or power circuit is loosely coupled to the circuit to be measured and, with the proper coil at L, an adjustment of C2 is made to produce the kick of resonance at G. When this kick is permanently held and tested by the fingers on the second circuit, the power circuit is no longer touched or disturbed in any way. The measured circuit is removed and an accurately calibrated wavemeter, (without which no successful amateur should be) is loosely coupled to the power circuit and is now adjusted until the same sharp deflection at G is obtained. (This may not be as large a deflection as the other, depending on the looseness of coupling, but should be the maximum point of movement of the needle, and should be very sharply defined). The wavelength of the wavemeter is now exactly that of the circuit previously in resonance with the power circuit. A moment's reflection will show the ease, rapidity and

accuracy of making this measurement. In the same way the natural period of an antenna may be determined in a few seconds by grounding it with a single small turn in the ground lead, putting the power circuit in resonance loosely coupled to this single turn, and then substituting a wavemeter for the antenna circuit. After hours of tedious guess-work with buzzer, detector and phones, it is a revelation to find how simple it is with this method to get the period of an antenna.

For measuring the capacity of a condenser, an inductance is connected to it to make an oscillatory circuit, the power circuit is resonated to it, and then a calibrated variable condenser is substituted for the one being measured and is adjusted to resonance with the power circuit. As the same inductance is used in both cases it is obvious that the capacity of the calibrated condenser as set for resonance is the same as that of the one being measured. Care should be taken to use an inductance with very low distributed capacity. The same procedure is followed for getting the inductance of a coil, provided a calibrated continuously-variable inductance of low distributed capacity is available. It will be noted that no calculations of any kind whatever are required in these measurements so far. If, however, no calibrated variometer is obtainable but a fixed inductance of known value is at hand, this may be used to substitute for the one to be measured, using a variable calibrated condenser to obtain resonance in both cases.

(Continued on page 65)

The history of the vacuum tube as a measuring device is almost as ancient as its history as an amplifier. To prove it we offer here, as part of the anniversary series of "classic" QST articles, two papers that have a certain kinship despite seven years' separation in time. The now familiar grid-dip meter, originally described by W. A. Hoffman in August 1926 QST, was a successor to the earlier "plate-kick" meter discussed by H. E. Rawson in the August 1919 issue.

A Grid-Meter Driver

By W. A. Hoffman*

MEASUREMENTS at radio frequencies depend largely upon some form of radio frequency generator, or driver. A glance through the new issue of Robison's *Manual of Radio Telegraphy and Telephony*, a splendid manual and authority on latest radio practices, shows that out of twenty six measurements described, sixteen require the use of a radio frequency driver.

A driver should be a persistent oscillator at all possible adjustments of the constants making up the radio frequency circuit. If energy of variable strength is to be transferred to other circuits, the variation can be brought about easily by means external to the oscillator. It should only be necessary to connect the proper A- and B-power supply to the driver unit and to make the

A driver filling these requirements, and having a range from 12 to 800 meters, has been in use for making all sorts of R. F. measurements at the C. F. Burgess Laboratories for more than a year. Recently this driver has been duplicated in a convenient




FIG. 2. OSCILLATOR AND ALL COILS

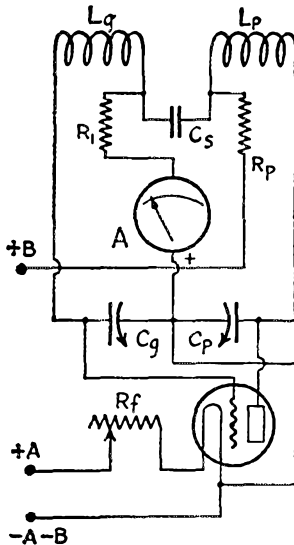


FIG. 1. THE SCHEMATIC CIRCUIT

- A 0-15 milliamperes meter
- Cg-Cp Cardwell double unit condenser, 350- μ mf. each
- Cs Dubilier Micadon fixed condenser, 6,000- μ mf.
- T Tube, 199, 201-A or 210, depending on power required
- Rl Grid leak resistance, 5000 ohms
- Rf Filament rheostat
- Rp Plate supply resistance, 100 to 500 ohms
- Lg and Lp coils on common tube, 3" diameter and 4 1/2 inches long

| Coil | Turns | Section | No | D.C.C. | Wavelength range |
|--------|-------|---------|-------|--------------|------------------|
| Coil 1 | 2 | each | No 16 | D.C.C. | 12 to 32 |
| Coil 2 | 5 | ditto | | | 25 to 67 |
| Coil 3 | 13 | ditto | | | 54 to 150 |
| Coil 4 | 33 | each | No 22 | S.C.C. | 135 to 370 |
| Coil 5 | 74 | ditto | | (bank wound) | 310 to 800 |

required adjustment for wavelength or frequency.

* C. F. Burgess Laboratories, Madison, Wisconsin.

and compact form. A complete description and photographs of the latest type appears in the following paragraphs.

All the parts are mounted on the panel which is a 3/16 inch piece of bakelite 6 x 10 inches. This panel is securely secured to the top of an aluminum case built up on brass angles in the corners and round the top. The case measures 6 x 4 1/2 x 10 inches, outside dimensions. A double unit Cardwell receiving condenser is mounted in the center of the panel. A National Velvet vernier dial gives the necessary slow motion control. At one end of the panel the tube socket and filament rheostat are mounted, while at the other end there are four binding posts for receiving the driver coils, and a 0-15 Jewell milliammeter for registering the tube grid current. Five plug-in coils are wound on 3" bakelite tubing, and are equipped with General Radio 274-P plugs.

The schematic diagram shows the circuit arrangement. Capacity reaction is included between the tube elements in a manner which maintains a one to one ratio for all adjustments. The milliammeter is in series with the grid leak resistance and registers the grid current. A resistance is also provided in the A-battery supply. No R. F. chokes are required at any frequency.

The driver will operate equally well with the 199, 201-A or 210 type tube. It is only necessary to connect the proper filament and plate voltage for operation of the tube desired. The receiving tubes furnish sufficient power for most measurements, using from 45 to 135 volts of B battery. The 210 tube will furnish more power when required for

such measurements as high frequency resistance. Plate voltages as high as 350 or more may be used.

The grid milliammeter is for indication of resonance between the driver and another tuned or resonant circuit. This method of resonance detection makes use




FIG. 3. INSIDE OF OSCILLATOR AND CASE

of the fact that the value of grid current in an oscillating tube circuit drops off sharply at resonance with a coupled circuit. Resonance is indicated by a pronounced dip of the milliammeter. The point of maximum deflection denotes resonance between the driver and the external circuit. The click method may also be used, if desired, by connecting a pair of telephones in series with the positive of the B-battery supply.

Some Applications

One important use for the driver, probably of interest to all amateurs, is the accurate calibration that can be obtained on a wavemeter from standard frequency transmissions. The procedure is as follows:

Tune in the standard frequency signal on a receiver in the usual manner and adjust to zero beat. Set up the driver one or two rooms away from the receiver. This will be loud and can be heard on a loud speaker. Adjust the driver to zero beat with the receiver. Next couple the wavemeter loosely to the driver and find resonance by the dip on the grid milliammeter. This setting of the wavemeter will be the setting for the standard frequency being received.

Where direct coupling cannot be made to a coil or circuit under measurement, such as is sometimes found in a cabinet of when the coil to be measured is surrounded by other apparatus, coupling may be obtained by the use of a link circuit. The link may consist of a closed loop of insulated wire having two or three turns at each end, with the intermediate portion formed into a twisted pair. The coil at one end is coupled to the driver while the coil at the other end is coupled to the circuit under measurement. The total length of the link coupling conductor should not exceed one half wavelength. Resonance will be indicated in the same manner as though direct coupling were being used.

"Plate Kick" Meter

(Continued from page 63)

Then $LC = L'C'$

Where $L =$ unknown inductance.

$L' =$ known inductance

$C =$ first value of capacity

$C' =$ second value of capacity

$L'C'$

and $L = \frac{L'C'}{C}$

For measuring the effective capacity of an antenna, the natural period is first obtained as outlined above. Then a capacity of known value is inserted in series with the lead-in, and the resultant wavelength measured.

$\lambda^2 - \lambda'^2$

Then $C = C' \frac{\lambda^2 - \lambda'^2}{\lambda'^2}$

Where $C =$ effective capacity of antenna

$C' =$ capacity inserted

$\lambda =$ natural period of antenna

$\lambda' =$ second wavelength of antenna

The same method is used for obtaining the inductance of an antenna, inserting a coil of known inductance, when

$L = L' \frac{\lambda^2}{\lambda'^2 - \lambda^2}$

Where $L =$ effective coefficient of self-induction of antenna

$L' =$ inductance inserted

$\lambda =$ natural period of antenna

$\lambda' =$ second wavelength of antenna

It is wise to use capacities and inductances of values as widely different as possible from those assumed correct for the antenna in question, and highly important to use inductances of very low capacity. If this is not done it will be necessary to compensate for the capacities of the coils in arriving at a correct figure for the true inductance of the antenna. It is also desirable to use two or three capacities and inductances of different values, thereby getting several readings, the mean of which will be more accurate than any single reading.

The above briefly outlined method is capable of many variations to suit the needs of the experimenter and is indispensable in any laboratory or factory where frequent measurements of wavelength, capacity or inductance must be made rapidly and accurately.

Strays



This photograph shows a practical application for a little-used war surplus item. The antenna belongs to WA9DZL, the ground communications section of the Wisconsin Air National Guard at General Mitchell Field, Milwaukee, Wisc. The antenna is mounted on a war surplus boom from a KC-97 mid-air refueling airplane. The beam is 27 feet high and can be raised hydraulically to 47 feet.



The Orlando Hamfest last April had to vacate its hall on short notice to allow for a banquet honoring Astronaut John Young. Among the VIPs present was Vice President Hubert Humphrey, who popped in on the hamfest crowd to express his appreciation. W4BKC and W4NGR rigged up a p.a. system with a Gonset II and a loud speaker borrowed from the swap table. Orlando Amateur Radio Club prexy K4KRG behind the Veep, later presented him a certificate as an honorary club member, which Mr. Humphrey promised to flash at Barry Goldwater, K7UGA, the next time they met.

A Worked All Nova Scotia award certificate is now offered by the Nova Scotia ARA to any radio amateur who meets the following requirements:

1. Any amateur *outside* of Nova Scotia, New Brunswick, and Prince Edward Island, who submits proof of having established phone or c.w. contacts on any amateur bands, with one amateur operating his home station, and/or portable station in each of the 15 counties of Nova Scotia. Sable Island may be substituted for one county.

or

2. Any amateur *in* Nova Scotia, New Brunswick, and Prince Edward Island, who submits proof of contacts located in each of any 15 counties of Nova Scotia, or 14 counties, plus Sable Island. In addition, any 10 counties on any band other than the band of those submitted in the first 15 must be worked and proof submitted.

3. All contacts must have been established while operating a fixed or portable station. Contacts between stations operating mobile may not be used.

4. The amateur seeking the award must have established all his contacts while operating from his home station, or within an area having a radius of no more than 10 miles from the regular home station. He may, however, use contacts established with other stations operating portable anywhere in a county.

5. Contacts must have been made after June 1, 1960.

6. Applications, accompanied by the 15 or 25 QSLs and 15-cents return postage, must be submitted to the Nova Scotia ARA, P.O. Box 663, Halifax, Nova Scotia, Canada.



The Santa Barbara (California) Amateur Radio Club sponsored a booth at a recent hobby and sports show and it turned out to be the hit of the whole show. Headed by President WA6THG, a committee set up the exhibit which featured the broad spectrum of ham activities.

A world map illustrated with QSL cards from a variety of countries bespoke the cause of international friendship via ham radio. An oscilloscope transformed the public's voice into visible waves and created a great deal of interest, especially among the children. Some 1920 radio gear loaned by W6GH, brought back memories to many of the older visitors to the booth. Shown in the photograph are WB6JQL and one of the show "Queens," operating a station set up in the booth. (Photo by WA6NQS)

I.A.R.U. News



INTERNATIONAL AMATEUR RADIO UNION

FINNISH AMATEUR LICENSING

In Finland, the licensing authority for amateur radio is the Administration of Posts and Telegraphs. All licensed radio amateurs *must* belong to the Suomen Radio-amatooriilitto r.y. (SRAL), the national society. If a Finnish amateur's SRAL membership expires, his license is withdrawn automatically. Since the SRAL has been authorized to control its members' amateur radio activities, the Society may take fast action when notified that anyone has broken the rules.

Three classes of amateur license are available to individuals or registered club groups which belong to SRAL. Novice Class applicants must send and receive code at 40 characters per minute (8 w.p.m.); General Class, 60 characters (12 w.p.m.). Technician Class applicants must pass a written examination, but need not take any code test.

Novice Class licensees are authorized maximum power of 15 watts (10 watts plate dissipation), crystal controlled, c.w. only, on 3.510-3.545, 7.020-7.050 and 21.060-21.150 Mc; types A1, A2, A3, F1 and F3 emission may be used throughout the 144-146 Mc. band. General Class licensees may use a maximum 200 watts (75 watts plate dissipation) as follows: 3.500-3.600 Mc., c.w. only; 3.600-3.800, phone only; 7.000-7.050, c.w. only; 7.050-7.100, c.w. and phone; 14.000-14.100, c.w. only; 14.100-14.110, c.w. and RTTY; 14.110-14.350, c.w. and phone; 21.000-21.150, c.w. only; 21.150-21.450, c.w. and phone; 28.000-28.200, c.w. only; 28.200-29.700, c.w. and phone; 144-146 Mc., c.w. and phone; and most modes on 430-440 Mc. and higher frequency bands available in Region I. In addition, with special permission from the Administration of Posts and Telegraphs, Finnish amateurs may operate on

DX OPERATING NOTES

(**Bold face** indicates changes since the most recent *QST* listing.)

United States Reciprocal Operating Agreements currently exist *only* with: Australia, Belgium, Bolivia, Canada, Colombia, Costa Rica, Dominican Republic, Ecuador, Luxembourg, Peru, Portugal, Sierra Leone and **United Kingdom**. Several other foreign countries grant FCC licensees amateur radio operating privileges on a courtesy basis; write headquarters for details concerning a particular place.

Third-Party Restrictions

Messages and other communications — and then only if not important enough to justify use of the regular international communications facilities — may be handled by U. S. radio amateurs on behalf of third parties *only* with amateurs in the following countries: Bolivia, Brazil, Canada, Chile, Colombia, Costa Rica, Cuba, Dominican Republic, Ecuador, El Salvador, Greenland (XP calls only), Haiti, Honduras, Israel, Liberia, Mexico, Nicaragua, Panama, Paraguay, Peru, and Venezuela. Permissible prefixes are: CE


CM CO CP EL IIC HII HI IIK HP HR OA PY TI VE VO XE XP YN YS YV ZP and 4X. CANADIAN radio amateurs may handle these relatively unimportant third-party messages with amateurs in Bolivia, Chile, Costa Rica, El Salvador, Honduras, Mexico, Peru, U. S., and Venezuela. Permissible prefixes are: CE CP HR K OA TI W XE YS and YV.

DX Restrictions

United States amateur licensees are warned that international communications are limited by the following notifications of foreign countries made to the International Telecommunications Union under the provisions in Article 41 of the Geneva (1959) conference.

Cambodia, Indonesia (including West¹ New Guinea), Thailand and Viet Nam forbid radio communication between their amateur stations and amateur stations in other countries. U. S. amateurs should not work HS XU 3W8 or 8F. CANADIAN amateurs may not communicate with Cambodia, Indonesia, Laos, Thailand, Viet Nam and Jordan. Prefixes to be avoided are HS JY XU XW8 3W8 and 8F.

¹ K1YPE/XV5 has permission for international communications from the U.S. and Vietnamese administrations and is authorized to handle third-party messages with U.S. amateurs.



OH2A, the Headquarters station of SRAL in Helsinki.

1.820-1.845 and 1.915-1.955 Mc., c.w. and phone, with 10 watts input. Technician Class licensees have full privileges on the 144 Mc. and higher Finnish amateur bands.

The license fee (to the Posts and Telegraphs Administration) is the equivalent of \$3.50 U.S.; General and Technician Class licenses are renewable every five years, without re-examination if renewed before current licenses expire. The Novice Class license is valid for three years and cannot be renewed. The required SRAL membership costs \$1.50 for initial registration plus \$6.00 annually, the latter including a subscription to *Radioamatori*, the SRAL monthly magazine.

Licenses usually are granted to foreign amateurs, for a maximum of one year at a time, only when a reciprocal agreement exists, although there have been a few exceptions. No mobile licenses have been given to foreigners.

There are approximately 2000 members of SRAL, of which some 1800 are licensed amateurs. Requests for more information may be sent to Osmo Wiio, OH2TK, President, or John Vekuno, OH2YV, Secretary, SRAL, P.O. Box 10306, Helsinki 10, Finland.

NEW IARU MEMBER — NIGERIA

The Nigerian Amateur Radio Society received the unanimous approval of the member-societies participating in last year's balloting, and the Union therefore is pleased to welcome its 66th member.

The NARS has a total of 43 members, 21 of whom are licensed radio amateurs. Headquarters address is P. O. Box 2873, Lagos and the officers include 5N2RFB, President; 5N2KOB, Secretary and Treasurer; and 5N2AAF, QSL Manager. QSL Bureau address is P. O. Box 1044, Zaria. There is no age limit for license applicants, who must pay an application fee equivalent to \$14 U.S. and must pass a written examination and 12 w.p.m. code test. Licenses are renewable annually for \$14 and permit a power input of up to 50 watts on only the 3.5 to 28 Mc. Region 1 amateur frequency bands. Mobile operation may be conducted with special permission. Licenses are normally available only to Nigerian citizens or British Commonwealth subjects,

although there have been occasional rare exceptions.

Voting is currently in progress on applications from Czechoslovakia and Nicaragua; results should be available in midyear. Headquarters welcomes applications from any society in a country not presently represented.

U. S. — UNITED KINGDOM RECIPROCIITY

A reciprocal operating agreement went into effect between the United Kingdom and the United States on November 26. The U.K. had previously signed agreements with Austria, Luxembourg and the Netherlands. Those interested in more information should contact the Radio Society of Great Britain, 28 Little Russell Street, London W.C. 1, England. The other U.S. agreements are listed elsewhere in this department.

All mail for the Bahamas Amateur Radio Society should now be sent to P. O. Box 913, Nassau, Bahamas.

The address for the Swiss society has been changed to: Union Schweiz Kurwellen-Amateure, CH-6233 Bueron, Switzerland.

RECIPROCAL OPERATING RULES FOR HK

We have information on operation in Colombia, through the courtesy of William Elasmur B., HK3RQ, president of the *Liga Colombiana de Radio-Aficionados* (LCRA).

The application for operating permission must be presented in Spanish, 60 days prior to the date on which operation is expected to begin, and must be accompanied by the following documents:

- a) A photocopy of the original license.
- b) Number and expiration date of a valid passport.
- c) Police Certificate, issued by Colombian authorities.
- d) A letter from the respective consulate asking for application permission.
- e) Three photographs, passport size.
- f) Four sheets of "official paper," to be attached to the application.

HK3RQ advises that although the meaning of "official paper" may not be clear, this refers to a special kind of paper available there for one peso per sheet: this is the type which Colombian amateurs must use in connection with any applications submitted to their government. Anyone interested in applying for operating permission should contact LCRA, by mail, to Box 584, Bogota, or by visit to Dr. Elasmur at Carrera 8 No 13-83 in Bogota.

QST

Results Fifth Annual RTTY World-Wide Sweepstakes

THE fifth annual World-wide SS contest this year showed an upward trend in participation and the top-ten scores are up over last year's top-ten group.

The listing to follow shows the total score for each station.

SCORES

TOP TEN

| | |
|------------------|------------------|
| 1IAHN.....65,200 | G3MWT....45,410 |
| SM6CSC....56,400 | ON4BX....43,600 |
| IORS.....46,866 | DJ6ZBA....43,060 |
| K8MYF....46,448 | WA4LWE...42,816 |
| 1IRIF.....46,200 | W2RUI....37,760 |

Soapbox

"Propagation was nothing special but not bad. All in all, I enjoyed the game once again!" — 1IRIF

"It's funny — by the end of the contests you are sick of it — a week later you are looking forward to the next one!" — W8CQ

"Standard of operation was much better but band conditions were bad from here." — ZS6UR

"Do you give a lowest score award? Hi!" — W9CTX

"It was a 'cosy' contest and I'm waiting for next year's go-sision where I hope to run a better station." — DZ7OF

"A very good contest, lots of DX but missed Asia again this year." — W8PWG

"Enjoyed the contest. Looking forward to the next one!" — KH6ANR

"I made a special point to be on the air and put Holland in some of the logs. Thank you for a fine contest." — PA0FB

"My first try at a world wide RTTY contest. Sure had fun." — W9HJV

"I learned a lot this time and will be back for the next one with an arinload of improvements. I would like to thank all the fine guys who carried me through this one!" — Y2ZHL

"Enjoyed the contest very much. It is better than the SS one or c.w. and guess I have found my utopia in ham radio — RTTY!" — K8RFU

"After preparing for six months — I had the bad luck to burn the plate transformer on my transmitter on the morning of the 17th!" — XE1YJ

"It was good fun and being a new RTTY operator I have gained some valuable experience in operating in contest fashion!" — G3LDI

"Had a terrific time but am a little disappointed over conditions, they sure fooled my calculations which goes to show you can't trust computers!" — K1W6DS

"The age here is 15 and I slept through school on Monday!" — WA8POU

"Had a jolly good time and although I will not be in the top ten at least I gave out a few points. Hi!" — G2HIO

"Loads of fun! The spirit and the flesh were willing but — blew a filament transformer Friday night, the wind blew down my 10/80 inverted V on Saturday, high-power troubles on Sunday — Murphy's law!" — W4G1WGL

"Everyone was very courteous and this was my first chance at some RTTY DX." — K7MNZ

"It was quite a thrill this time because there was activity on the bands almost all around the clock!" — SM6CSC

"Got a big kick out of the SS and am amazed at the number of stations with this capability!" — K2YEQ

"Band conditions were excellent — will be looking forward to the next one . . ." — W4GJY

"Sorry so many fellows don't like the scoring. I think it is fine. I have fun and enjoy it no matter how you score." — K8MYF

"Enjoyed the contest tremendously and hope to compete again next year." — K5OLU

"This was my first time on RTTY and I sure enjoyed it . . ." — K3WUW

SCORES

| | |
|-------------------|--------------------|
| W1GKJ.....24,896 | K8RFU.....12,948 |
| W1BDI.....3,296 | W8OMY.....1,220 |
| K1IAG.....3,080 | W9BCY.....27,284 |
| W1BZT.....2,128 | K9QNV.....8,052 |
| W1AW.....1,192 | W9HXW.....7,364 |
| W2RUI.....37,760 | W9HJV.....5,448 |
| W2LNP.....13,544 | W9CTX.....1,760 |
| WB2AHH.....7,928 | W0RX.....6,262 |
| W42KIZ.....4,858 | W0FQW.....5,866 |
| W2FAN.....3,400 | DJ6ZBA.....43,060 |
| K2YEQ.....1,310 | E2FO.....11,410 |
| W2UJS.....1,064 | F3PI.....6,400 |
| W3KDF.....30,324 | G3MWT.....45,410 |
| W3PYW.....26,304 | G2HIO.....17,830 |
| WA4LWE.....42,816 | G3LDI.....6,830 |
| W4AIS.....24,934 | GM3IQL/A.....7,750 |
| K4CG.....15,920 | HB9P.....8,010 |
| W4CQI.....14,150 | 1IAHN.....65,200 |
| W4CJY.....8,240 | IORS.....46,866 |
| K4DVM.....992 | 1IRIF.....46,200 |
| W4AWY.....890 | I1KG.....19,040 |
| K5OLU.....19,840 | I1LCF.....5,300 |
| W46WGL.....17,920 | K2RJ.....10 |
| W6EV.....12,194 | KH6ANR.....2,694 |
| W6CG.....10,708 | KP4AQL.....7,240 |
| W6LVQ.....6,440 | KW6DS.....20,410 |
| W6WLI.....2,960 | ON4BX.....43,600 |
| W6MTJ.....2,094 | ON4HW.....18,320 |
| W6IWQ.....1,202 | OZ7OF.....1,320 |
| W6OWP.....804 | PA0FB.....7,800 |
| W7ESN.....29,236 | SM6CSC.....56,400 |
| K7MNZ.....9,840 | VO1DZ.....2,012 |
| W7CBY.....3,180 | VE2HL.....14,080 |
| W7LI.....1,344 | VE3IR.....20,522 |
| W71FH.....570 | VE3GK.....8,370 |
| K8MYF.....46,448 | XE1YJ.....2,572 |
| W8CQ.....35,460 | Z1LW.....3,140 |
| WA8POU.....31,200 | ZS6UR.....20,240 |
| W8PWG.....18,876 | 4M5A.....16,048 |



Indiana — The 13th Annual Banquet of the Lake County Amateur Radio Club, Inc. will be held at Teibel's Restaurant, U.S. 30 and 41, at 6:30 P.M., February 12. Tickets are \$4.00 from W9EGQ, 385 Johnson St., Gary, Ind. 46402.

New Jersey — The East Coast VHF Society Hamfest will be held February 6 in Saddle Brook.

Ohio — The Toledo Mobile Radio Association announces that their annual Auction will be held at the Lucas County

Recreation Center, Maumee, Ohio, on Sunday, February 13. For further information, contact K8LFI, 5030 Janet Avenue, Sylvania, Ohio 43560.

Oklahoma — The Lawton-Fort Sill Amateur Radio Club will hold its annual Founder's Day Hamfest Sunday February 13 at the National Guard Armory, Lawton, Oklahoma. Pre-registration fee is \$3.50 which includes the noon meal. A pre-Hamfest get-together will be held Saturday night at Underwoods Cafeteria. Registration and information from W5FKL, Lawton-Fort Sill ARC, P.O. Box 892, Lawton, Oklahoma 73501.

Texas — The Houston Amateur Radio Club Old Timers Night will be held February 18. Soupy Groves will be guest speaker and an old spark transmitter will be set up so the young squirts can get a look at it!



Hints and Kinks

For the Experimenter



USING 8-MC. CRYSTALS WITH THE SR-42 AND SR-46

BECAUSE an overtone oscillator is used in the Hallicrafters SR-42 and SR-46 transceivers, 8-Mc. fundamental crystals will not perform satisfactorily in these units. The transmitter output frequency will not be an exact multiple of the crystal frequency because of the oscillator's overtone mode. Furthermore, most 8-Mc. crystals do not permit the oscillator to deliver sufficient power output to properly excite the next stage in the Hallicrafters units. The manufacturer recommends the use of 24- to 25-Mc. overtone crystals. Although TVI reduction is the purpose behind this scheme, the 24-Mc. crystals are somewhat more expensive than the 8-Mc. war-surplus species. Many v.h.f. operators have an existing supply of 8-Mc. "rocks" and would like to be able to use them.

A practical solution to this problem can be achieved by the use of an outboard oscillator assembly connected to the transceiver's power supply through the v.f.o. accessory socket at the rear of the transceiver chassis. The 24-Mc. output of the outboard unit is fed to the transceiver through the v.f.o. socket. The outboard oscillator, a grid-plate type, triples in the plate circuit,

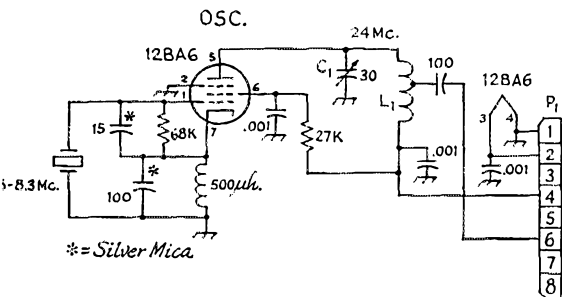


Fig. 1—WICER's oscillator for the SR-42 and SR-46. Except as noted, capacitors are ceramic and resistors are 1/2-watt composition.

- C₁—30-pf. variable (Hammarlund MAC-80).
- L₁—14 turns No. 18, 1/2-inch diam., 8 turns/inch tapped at 8 1/2 turns from the bottom end (B&W Miniductor 3002).
- P₁—Octal plug.

producing r.f. output energy in the 24- to 25-Mc. range. Because of the accessory socket wiring, "spotting" is made possible with the outboard unit in the usual manner.

The outboard oscillator was constructed on a 2 1/4 x 2 1/4 x 4-inch Minibox. No TVI troubles have been experienced while operating with 8-Mc. crystals. — WICER

AUDIO LIMITER FOR C.W.

A SIMPLE audio limiter making use of the threshold voltage of silicon diodes can easily be contained in an extension jack such as the Switchcraft type 830. Fig. 2 shows such an assembly, which is also provided with a short length of 2-conductor cable (single conductor with shield in this case) and a phone plug. The whole business serves as a phone-cord extension that can quickly be taken out of the circuit when desired.




Fig. 2—C.w. limiter built in an extension jack, using the circuit of Fig. 2. The two diodes and R₁ are clustered at the right-hand end. R₂ is soldered to the jack-spring contact at the left.

The limiter circuit used is shown in Fig. 3. P₁ goes into the phone jack on the receiver, which usually is connected to a tap on the audio output transformer. As this is a relatively low-impedance audio source, R₁ is used to raise the impedance and thereby give the diodes something they can short-circuit effectively when the threshold level is reached. The value shown, 3300 ohms, represents a reasonable balance between good clipping and reduction in headphone signal strength. R₂ is not actually essential, but 1000 ohms resulted in a signal level satisfactory to the writer when using headphones having a nominal impedance of 500 ohms. It can be omitted if a higher level is

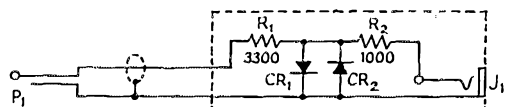


Fig. 3—Circuit of the diode limiter. J₁ is an extension jack (Switchcraft type 830) and P₁ is any suitable type of headphone plug. Other components are discussed in the text.

wanted. Any physically-small silicon diodes having a p.i.v. rating of 50 volts or so can be used.

A disadvantage of this type of circuit is that the maximum level is fixed by the characteristics of the diodes, which clip at about 1 volt peak-to-peak. This is good, but not ear-shattering, headphone volume in phones of 500 ohms impedance or higher. The fixed level is far outweighed by the advantage of battery-less operation. — *WIDP*

TRANSISTOR OSCILLATOR

A SIMPLE transistor oscillator for use with FT-243 and HC6/U surplus crystals is shown in Fig. 4A. The advantage of this circuit is that no tuned circuits are required. It may be used as an oscillator for a transmitter, local oscillator for a converter, or a low-level signal source. The improved circuit in Fig. 4B uses an additional transistor and diode to provide bias stabilization for the oscillator stage for applications where very stable operation is required. — *A. Rohrbacher, DJ2NN, in DL-QTC. (RCA SK3006 and SK3004 transistors are shown in Fig. 4 in place of the AF127 and OC71 used by DJ2NN. The European transistors are not available here. — Ed.)*

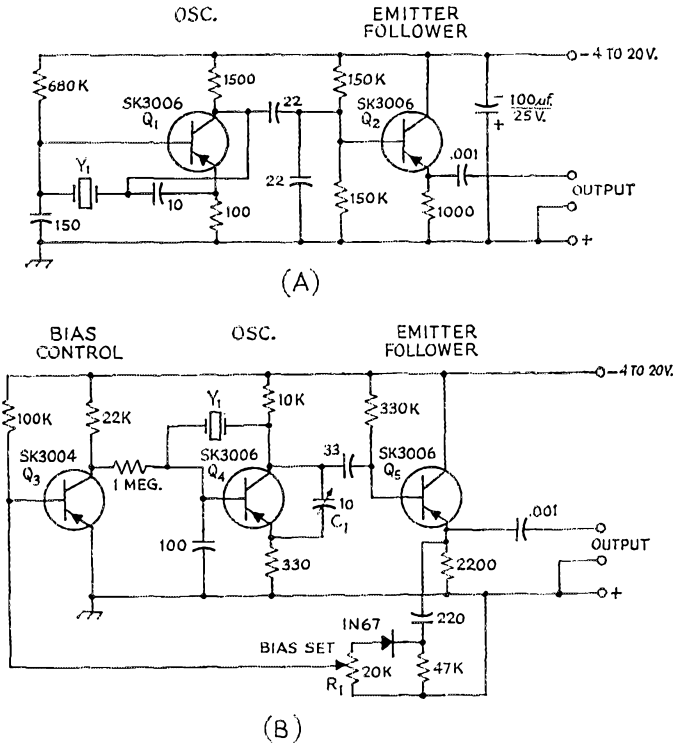


Fig. 4—(A) Diagram of the transistor oscillator for surplus crystals. (B) Another configuration providing high stability by regulating the oscillator's bias. Resistors are 1/2-watt composition; fixed capacitors are ceramic except those with marked polarities, which are electrolytic.

C₁—10-pf. ceramic trimmer.
R₁—20,000-ohm linear-taper control.
Y₁—FT-243 or similar crystal requiring 26-pf. load capacitance.

SIMPLE LINEAR SWEEP FOR OSCILLOSCOPE

WHEN one changes from a.m. to single sideband, he can no longer use the familiar trapezoid oscilloscope pattern for monitoring his transmissions. If the scope includes a sawtooth

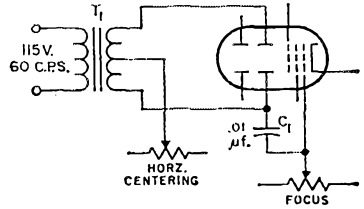


Fig. 5—A linear time base for an oscilloscope can be obtained from the "center" portion of a sine wave. Coupling the a.c. to the grid gives "intensity modulation" that blanks the retrace.

C₁—Ceramic capacitor of adequate voltage rating.
T₁—250- to 350-volt center-tapped secondary. If voltage is too high, use dropping resistor in primary side.

horizontal sweep oscillator there is no problem, of course, but there is an easy conversion for a scope with no oscillator.

A 60-cycle transformer with a center-tapped winding is required. An old 250- to 350-v.c.t. transformer will do. The exact value can't be specified because the horizontal deflection sensitivity varies with different types of tubes. The voltage should merely be sufficient to deflect the spot well off the screen on either side. You now have a substantially linear sweep but it is as bright on retrace as on left to right. To blank it in one direction, it is only necessary to couple the a.c. to the No. 1 grid of the scope. The circuit is shown in Fig. 5.

It will be found that the spot cannot be focused as sharply as before, and you will have to settle for a wider trace. However, it is still quite adequate for monitoring a linear amplifier's output. — *WIDX*

TUNING CAPACITOR HEAT SINK

THE collector lead and case of an r.f. transistor are often internally bonded together. A local ham, Carlot Monser, uses the collector tuning capacitor as a heat sink in a transistor oscillator. The transistor's case and collector lead are clamped to the tuning capacitor. — *Liz Deck, K6AITQ*


SILVER POLISH IN THE HAMSHACK

ONE item that I have found to be quite useful in the hamshack is my wife's silver polish. I have used this polish to clean switch contacts, key contacts, silver-plated tank circuits, the TV set's channel turret contacts, and even the automobile distributor points. — *Arthur S. Gillespie, Jr., W4VON*

• Recent Equipment —

The Heath SB-110

6-meter Transceiver



THE Heath SB-110 is a complete 6-meter sideband station with many of the "trimmings" that make operating simple and convenient. The Heath engineers have shoehorned 25 tube functions into the same case that is used for the rest of their SB line. The construction and alignment of such a unit is no easy job, but the finished product has about all the operating features one could ask for on the 6-meter band. However, the building job probably should only be attempted by those with previous kit-building experience.

Receiving

The receiver section of the SB-110 is shown in the top part of the block diagram, Fig. 1. A neutralized 6DS4 nuvistor is used as the r.f. amplifier, and it provides enough sensitivity so that you can always "hear your antenna." A second 6DS4 functions as the first mixer with injection from V_7 , an overtone oscillator using crystals in the 41-to-43-Mc. range. Four crystals are provided with the SB-110 which will allow operation between 49.7 and 52.1 Mc. Other crystals may be purchased if operation between 52 and 54 Mc. is desired.

The output of the first mixer is fed through an 8.4-8.9-Mc. bandpass filter to the grid of the second mixer, V_{3A} . The oscillator injection for the

second mixer is from a 5-5.5-Mc. linear-tuning oscillator. This linear master oscillator (l.m.o.) is furnished pre-aligned with the kit; the constructor only has to mount it and connect the dial. The output of the second mixer is passed through a 3935-kc. center frequency, 2.1-ke. bandwidth crystal filter, and amplified by two i.f. stages.


The last i.f. stage is transformer coupled to the product detector; the oscillator injection for the detector is provided by the carrier crystal oscillator, V_8 . A 2N2712 transistor and a 6EB5 amplify the audio from the detector, providing up to 1 watt output for an 8-ohm speaker. A headphone jack is also provided for those who like to use "ears." The headphone volume can be adjusted with a control inside the SB-110 so that it is at the same relative level as the speaker. Thus, when you plug in the headphones, the volume isn't ear-splitting as it might have been with the audio gain set to speaker level.

A 100-ke. crystal calibrator is provided for checking the dial calibration of the l.m.o. The adjustment of this crystal oscillator is critical at best. A 5-c.p.s. error at 100 kc. will put the crystal marker 2.5 kc. off at 50 Mc., but since the dial calibration can be accurate within 400 c.p.s., the setting of the calibrator capacitor must be "on the nose."

If you have neighbors that also operate 6 meters, you will appreciate the strong-signal handling capability of the SB-110's receiver section. Part of the reason that the receiver works well on very strong signals is because a.g.c. voltage is applied to the r.f. amplifier, as well as the i.f. stages. Anyone who has a nuvistor converter/communications receiver combination on 6 meters that has trouble with strong signals would do well to take a hint from Heath and change the r.f. amplifier to a 6DS4 and apply some of the receiver's a.g.c. to its grid.

Transmitting

The SB-110 uses separate crystal oscillators as the carrier generators for upper sideband, lower sideband, and c.w. The emission selector switch puts plate voltage on the proper oscillator for each mode and also shifts the l.m.o. frequency so that the dial reading remains the same regardless of which oscillator is used. The pentode section of a 6EAS, V_{10A} , amplifies the audio voltage from the microphone, and the triode section



Top view of the Heath Transceiver. The two printed boards at the left are the receiver front end and i.f. amplifier. The final amplifier is located in the shielded compartment at the right.

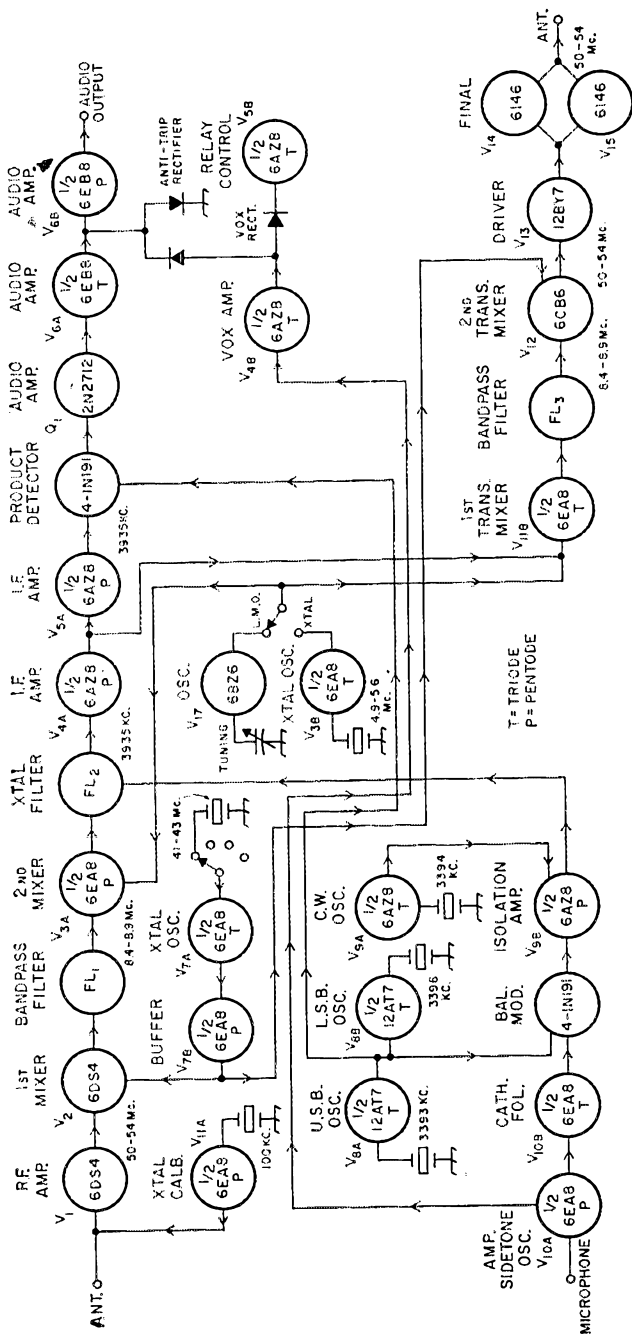


Fig. 1 — Block diagram of the SB-110.

of the same tube functions as a cathode follower to provide low-impedance feed for the diode-ring balanced modulator. An isolation amplifier, V_{9B} , is transformer-coupled to the output of the balanced modulator. When c.w. emission is selected, the output of the c.w. crystal oscillator, V_{9A} , is fed to the grid of the isolation amplifier. Also, when the c.w. mode is used, the emission switch applies a bias voltage through a control to the grid of the isolation amplifier. Adjustment of this control will vary the level of drive to the final amplifier. Contest operators who have to get down to 100 watts input to get a power multiplier will find this feature handy. The output of the isolation amplifier is passed through the 2.1-ke. crystal filter and amplified by the first i.f. amplifier, V_{4A} .

The rest of the mixing scheme is the same as described for the receiver, except in reverse. The first transmitter mixer heterodynes the s.s.b. or c.w. signal with the output of the l.m.o. to produce a frequency between 8.4 and 8.9 Mc. Output from the overtone oscillator is mixed in V_{12} with the 8-Mc. signal, converting it to 50 Mc. The 6-meter signal is then amplified by a 12BY7 driver and two 6146s. Nominal power input is 150 watts on c.w. and 180 watts p.e.p. on sideband.

A grid-current-actuated a.l.c. system is used to prevent overdriving the final tubes. A dual-time-constant filter is used on the output of the a.l.c. rectifier. A.l.c. voltage with a fast time constant is applied to the grid of the first i.f. amplifier, V_{4A} , while voltage with a slower time constant is connected to the grid of the isolation amplifier, V_{9B} . Up to 10 db. of a.l.c. control is available in the sideband mode.

On c.w., the two transmitter mixers are grid-block keyed. The emission-selector switch connects a phase-shift network between the grid and plate of the microphone amplifier, V_{10A} , so that this tube oscillates at about 1000 c.p.s. See Fig. 2. This 1000-c.p.s. signal is coupled to the VOX amplifier, V_{4B} . The grid of this stage also receives blocking bias except when the key is down, thus the VOX relay will be actuated by the 1000 c.p.s. tone when the key is depressed. At normal keying speeds, the VOX DELAY control can be set so that the VOX relay holds in until there is a pause in sending. Some of the 1000 c.p.s. tone is coupled to the receiver audio amplifier, V_{6B} , to provide sidetone monitoring.

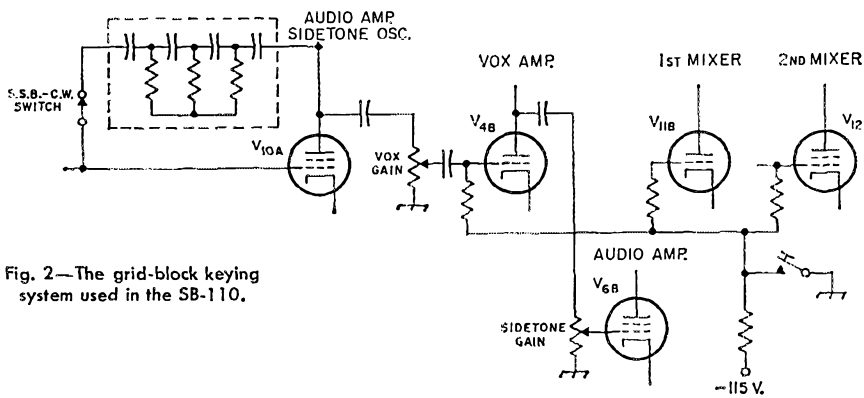



Fig. 2—The grid-block keying system used in the SB-110.

One feature in this rig will really appeal to the v.h.f. man. A front-panel switch will change the SB-110's transmitter to crystal control or allow crystal control of both the transmitter and receiver. A crystal between 4.9 and 5.5 Mc. is required; the instruction book has formulas for determining the proper crystal for any desired 6-meter frequency. MARS requires crystal control of transmitters on all their v.h.f. frequencies, so the 110 has not been "designed out" of this service.

Other features of the SB-110 include a spare jack on the rear panel (for use with a 2-meter transverter Heath has in the works), provision for push-to-talk operation, input for a.l.c. voltage from a linear amplifier, and a connection for activating an external antenna relay.


A large fold-out diagram is included with the instruction manual. This easy-to-read schematic has every lead labeled with its color code. With a diagram like this, a fellow can actually take a crack at repairing his own transceiver.



The major task in assembling the SB-110 is to interconnect the printed boards. This is done with two preassembled cables that can be seen running from top to bottom at the center of the unit.

Heathkit SB-110 Transceiver

Height: 6 $\frac{1}{4}$ inches.
 Width: 11 $\frac{3}{8}$ inches.
 Depth: 13 $\frac{3}{8}$ inches.
 Weight: 17 pounds.
 Power Requirements: 700 v.d.c., 250 ma.;
 250 v.d.c., 100 ma.; -115 v.d.c., 10
 ma.; and 12.6 v.a.c. or d.c., 4.4 amps.
 Price Class: \$300
 Manufacturer: Heath Company, Benton
 Harbor, Michigan



HP-23 A.C. Power Supply


The a.c. power supply that runs the SB-110 is a multipurpose unit — it will also power Heath's new SB-100 transceiver and the "Single-Banders." In fact, a builder would be hard pressed to put together a similar supply without spending more for the parts than he would for the HP-23.

The high-voltage output is 820 volts with no load, dropping to about 700 volts with a 250-ma. load. The effective output capacitance is about 60 μ f., which keeps the ripple less than 1 per cent at full rated current output. Medium-voltage output is 250 or 300 volts (tap selected) at up to 150 ma. The medium-voltage ripple is less than 0.05 per cent.

A fixed bias of -130 volts no load or a variable bias of -40 to -80 volts at 1 ma. maximum is available. The transformer filament winding will provide 6.3 volts at 11 amps., or 12.6 volts at 5.5 amps.

Heathkit HP-23 Power Supply

Height: 6¼ inches.
Width: 9 inches.
Depth: 4¾ inches.
Weight: 16 pounds.
Power Requirements: 120 volts a.c.,
50-60 c.p.s., 3.5 amps. max.
Price Class: \$40
Manufacturer: Heath Company, Benton
Harbor, Michigan.



HP-13 Mobile Power Supply


The output voltages and currents of the HP-13 are similar to the HP-23, as both supplies are

designed to run the same transceivers. For full rated output voltages, the automobile must supply at least 13 volts.

Two transistors are used at a switching frequency of about 1500 c.p.s. The transistors are mounted on opposite sides of the case on a simply-designed heat sink — three pieces of channel of different widths bolted together and to the side of the supply case. The transistor is mounted in the center of this assembly. Anyone who can bend aluminum into a channel can make an excellent heat sink by the same method. — WIKLKK

Heathkit HP-13 Mobile Power Supply

Height: 2½ inches.
Width: 7¾ inches.
Depth: 7¼ inches.
Weight: 7 pounds.
Power Requirements: 12-14 volts d.c.
(negative ground), 25 amps. peak.
Price Class: \$60
Manufacturer: Heath Company, Benton
Harbor, Michigan.




Millen Transmatch Junior

AMATEURS who have found themselves limited by the 50-ohm-only output impedance of their transmitters or transceivers now have a manufacturer coming to their rescue. As many a ham has found out the hard way, few antenna installations ever approach the ideal. Height above ground, nearby objects, and the droop or sag in the wires all affect the impedance of an antenna. Any antenna is a pure resistance only at its resonant frequency. Hang on an odd length of coax and it is anyone's guess what the impedance at the transmitter end of the coax might be! The simple solution to this problem is to use a coax-to-coax transmatch, such as the Millen Transmatch Junior. This unit is built specifically to match the impedance at the end of the coax from a multi-band beam or dipole or a mobile antenna to 50 ohms.

The Millen Transmatch Junior is a variable L network and a Monimatch-type reflectometer in one box, similar to a unit described by McCoy some years ago.¹ It has a nominal power rating of 300 watts p.e.p. The Junior will match unbalanced loads as low as 5 ohms and up to several hundred ohms. The actual range of impedances

¹ McCoy, "The 50-Ohmer Transmatch," *QST*, July, 1961.



The series tuning capacitor is at the left and the parallel tuning capacitor at the right. The bandswitch is located underneath the shield for the edgewise meter. The Monimatch is located in the shielded box at the right, under the dual-section capacitor.


will vary slightly between bands; graphs in the instruction book detail the exact impedance range that can be matched on any one band.

The Transmatch Junior is compact; the case dimensions are only $6\frac{3}{4} \times 4\frac{1}{2} \times 8\frac{1}{2}$ inches. Two $\frac{3}{16}$ -inch holes are provided in the bottom plate of the unit for mobile mounting. The neat, clean layout and construction used by Millen will make any builder envious. The Monimatch circuit and its meter are completely shielded to prevent radiation from the matching section from upsetting the accuracy of the s.w.r. readings. The matching circuit consists of a single inductor with

switch-selected taps for 80 through 10 meters, a dual-section parallel tuning capacitor, and a single-section series tuning capacitor. A link in the matching network samples the r.f. in the transmatch with the output available at rear of the unit for a modulation monitor or oscilloscope.

For those who use high power Millen also makes the Transmatch, which will handle up to 2 kw. peak and is otherwise similar to the Junior. The price class of the Junior (Model 92201) is \$70; and the Transmatch (Model 92200) is \$130. Manufacturer is James Millen Company, 150 Exchange Street, Malden, Mass. 02148 — *WTKLK*

Knight C-577 Compressor



THE purpose of a compressor (also called an *audio peak limiter* in the broadcast business) is to reduce the peaks of voice modulation, allowing a higher average level of audio to be used. The use of compression with an a.m. transmitter will allow greater power in the sidebands without exceeding 100 per cent modulation. Speech compression will permit s.s.b. transmitters to operate at higher average power levels before "flat topping" occurs. Compression is not something for nothing, as it will raise the level of any background noises and introduce some distortion of the audio. To be of real value, it must be used intelligently by the operator.

The Knight compressor uses an innovation this writer has not seen before: the peak limiting is accomplished by reducing the collector voltage of the first audio amplifier. Fig. 1 is a simplified diagram of the C-577. Q_1 is the gain-controlled stage. The compression level is set with control

R_1 . The second audio stage, Q_2 , amplifies the audio signal which is then filtered by C_2 - R_3 . The output level to the transmitter is controlled by R_4 .

When the peak audio voltage exceeds the bias provided for Q_3 by CR_1 , Q_3 conducts. The current flow through Q_3 increases the voltage drop in R_2 , reducing the voltage on the collector of Q_1 and changing its operating point. Time constant for the circuit is provided by C_1 , CR_2 , and R_5 . The diode provides a fast attack by discharging C_1 , and the resistor allows a slow decay of the compressing action by slowing C_1 's recharge time. Obviously, the limitation of this circuit is that when the input to Q_1 goes up, its collector voltage goes down, lowering the dynamic range of the stage. Excessive input will cause severe distortion of the audio by Q_1 . The operator must realize the limitations of the unit and not try to make it do too much compressing.

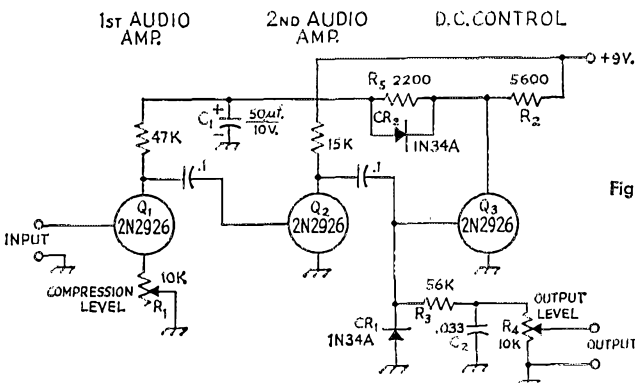



Fig. 1—Simplified circuit diagram of the Knight C-577 Compressor.



The three amplifier stages are constructed on the printed board. Transistor sockets are used for easy removal of a transistor in case of difficulty. The terminal strip at the lower right is the microphone connection.

The C-577 takes about three hours to assemble. The instruction manual is very precise and detailed about the construction of the unit and its use, but contains no information about how it works. Power is obtained from an internal battery; the current drain is only about 1 ma. The

ON-OFF switch provides a "straight-through" connection for the microphone when compression is not desired.

The amount of compression taking place in the unit is indicated by a meter which reads the collector current of Q_1 and Q_3 . The COMPRESSION control is set for a peak meter reading about half way into the compression part of the meter scale (marked in red). The OUTPUT LEVEL control is then adjusted to the same level that a microphone would normally provide to the transmitter. —

WIKLK

Knight C-577 Compressor

Height: $2\frac{3}{8}$ inches.

Width: $6\frac{1}{4}$ inches.

Depth: 3 inches.

Weight: 1 pound.

Power Requirements: 9 volts at 1 ma.

Price Class: \$20.

Manufacturer: Allied Radio Corporation, 100 N. Western Ave., Chicago, Ill. 60680.

Strays

On April 5, 1965, at about 8:05 P.M., an audience participation program called "Open Forum," with television and radio interference as its theme, was broadcast for its first hearing on radio station WGAR in Cleveland, Ohio, under the auspices of Sidney Andorn, a local television and radio commentator in the Cleveland area.

Eugene M. Symms, K8AXC, a local attorney and Vice President of the South East ARC, conceived the idea because of a widely publicized tirade delivered by a local Councilman on the floor of the Cleveland City Council against a local radio ham who was interfering with the Councilman's television viewing.

The local papers and television stations gave the Councilman's speech wide coverage and attempts by K8AXC and Ralph Trefney, W8ZGX, Chairman and Co-Chairman respectively of the TVI committee, to prevail upon the papers and City Council to allow equal time and space to answer the Councilman's charges, were denied.

Mr. Andorn, after meeting with K8AXC, agreed to use his program as a forum for airing television and radio interference complaints.

The genuine interest of the public in the area regarding television and radio interference was evidenced by the hundreds of varied questions phoned into the program during the hour run. The program proved of such interest that Mr. Andorn scheduled it for a second run on May 13, and once again the response was so overwhelming that a third program was scheduled for June 29.

The panel of experts on this program included K8AXC, as a representative of the hams from the South East ARC of Cleveland, W8TGX, an Engineer with New-Tronics Co. of Cleveland, William Downer, Senior Engineer with the Cleveland Illuminating Co., and W8LYD, Field Engineer with the Ohio Bell Telephone Co.



It was surprising to note that of all the interference complaints aired by the public during the three programs heard on the air, less than 1 per cent involved amateur-radio interference, which indicated that local hams are doing an excellent job in keeping their signals clean.

South East Amateur Radio Club should be commended for its active work in public relations in the Cleveland area.

Incidentally, the Councilman who caused the original furor was defeated for re-election in the Cleveland October primaries. Shown in the photograph (front row l to r): W8TGX and William Downer, (rear l to r): W8LYD, K8AXC, and Sidney Andorn.

F-O-R-E

BY JOHN G. TROSTER,* W6ISQ

YEAH Charlie, real nice Christmas. Tie and stuff, and then Marge got me this big thick book called *Transitter Electronics*."

"That's tranzis-zis-zistor."

"Tranzisizistor?"

"One zis."

"Zis. Naturally, I thought it would be one a them real hard technical books like I'm always studying. But I read the first few chapters of this one and I think the fella who wrote it got his ideas from *Outer Space Comics* or a kids TV cartoon. Now wish she'd of got me a new set of golf clubs."


"Why, that's supposed to be a real good book. What's wrong with it?"

"Well, I'll give ya the general idea of what he's sayin', and tell me what you think. He starts off with the usual picture of a adom . . . you know, a coupla alectrons making like John Glenn around the proter . . . errr . . . neule . . . ahhh . . . nucleus, yeah, the big dot in the center. And the next picture has about 25 or 30 alectrons in all different layers."

"They call them orbits."

"I never seen a picture with so many alectrons in so many morbits. But live and learn, eh?"

* 45 Laurel Ave., Atherton, Calif.



Anyway, he says a transitter is like a half a diode . . . or maybe it was a semi-diode. So begin with one a them. First, they get a special rock called geranium . . . funny name for a rock. I always thought it was a . . . oh well. Now it turns out that a adom of this rock only has four John Glenns in the outside layer . . . sorry, morbit . . . but the geranium would rather have eight alectrons out there if it could scrounge 'em up somewhere. Soooo, they "dope" . . . that's technical for "paint", I think . . . they dope the geranium with arsenic . . . and I guess it don't hurt a thing! Well now, they use a arsenic adom because it has *five* alectrons in it's outside morbit which it would gladly share with the geranium adom. I dunno how they found that out, but anyway, it seems that four of these arsenic alectrons leap over into the outside germanium morbit right alongside the other four alectrons already there. Then all eight a them just cruise around without much to do . . . except hang on. Haw. But that left-over extra alectron from the arsenic adom doesn't have any morbit to pop into, so it just wanders around and about on it's own. What you think so far, Charlie?"

"Good . . . that's just about the way *germanium* works. And they call them *orbits*."

"That's what I said . . . morbits. Then next, they get another piece of geranium, but this time they dope it with . . . a . . . goron . . . errr . . . doron . . . ahhh . . . poron?? I dunno . . . anyway, they paint it with this special stuff that's only got *three* alectrons in its outside morbit to swap. So's now, when those three alectrons jump into the outside morbit of the geranium adom, there's still one vacant hole left empty out there. And here's where the trouble starts, 'cause the book says this empty *hole* starts zippin' around. Understand?? The *hole*'s chasin' around! Now ya see what I mean about this book and old TV cartoons?"

"Sure, but that's just about right . . . in a general sort of way."

"That's okay, huh? Seein' them holes zig-zag-ziggin' around don't grab ya, huh Charlie? Oboboyoboyoboy. Anyway, next thing is to make the semi-diode or whatever it was. So they stick these two different painted geraniums together an' *swwwisssshhhhh* . . . all the left-over extra alectrons on one side and all the *holes* on the other side both lunge out at each other. Yeah! I can just see 'em. 'Specially them *holes* peepin' across the border."

"That's right . . . or close."

"That's right, you say??? I been three sunspot cycles just getting to where I could see alectrons playin' John Glenn . . . and now this . . . HMMMMMMMM. But, I'll proceed with this fairy tale. So now, they hang a battery across these geranium bits and it's like 'Hiiiiyyoooooo Siilllllveerrrrrr' . . . they all go nuts 'cause they have to start carrying the current from the battery. All the extra alectrons quit wanderin' around and line up and carry the current on their side. And on the other side, guess what? It's them *holes* again. Hear that? He says it's the

holes that's all lined up and draggin' the current! Chhheecessshh, Charlie. This part is from *Outer Space Comics*."

"Eecccasy . . . eeasy, now. It's all an optical illusion. Look, you play golf, right? Okay, make believe a diode, or a transistor, works something like a golf game. You play the first hole . . . drive, chip, putt . . ."

"With me it's drive, splash, drive again, chip, blast, swear, blust, putt, putt, swear putt . . . and that ain't no optical dilussion."

"Well, when the ball/electron . . . rolls toward the cup/hole . . . it's like an electron looking for a hole to drop into in the outside morbit . . . ahhh, orbit. Okay? But here, it can work the other way too. The hole/cup is looking for an electron/ball, that it can jump out and grab."

"Yeah, I'm beginning to see . . ."

"Now, after ball drops in cup, you pick ball out of cup/hole. Hole now empty and ready

to grab next electron/ball that comes near. You walk away from cup/hole with ball/electron. But to that ball/electron which you are carrying to the next tee, it *could look* like the empty cup/hole that you just left is moving backwards down the fairway, *away* from you. Next 17 holes the same. Haw, *you* get the point of all this?"

"Yeah . . . that's it . . . eureka . . . I got it. You solved my problem."

"Good. Now that you see how electrons and holes can move around, you know all the fundamentals of diodes and transistors."

"Naw, I'm a vacuum tube man myself. But finally . . . finally I figured out how come I'm such a lousy golfer!"

"Maybe you don't hit the electron . . . ahh . . . ball so well?"

"Charlie, ma friend, I've been playing the wrong way. I've gotta start playin' the course backwards so's I can get the cups to sprint down the fairway and grab the ball." QST

NEW BOOKS

F M Schematic Digest, A Collection of Motorola Schematics, edited by Sherman M. Wolf, and published by Two-Way Radio Engineers, Inc., 1100 Tremont St., Roxbury 20, Mass. 92 pages, 11 by 17½ inches, loose-leaf binding, paper cover. Price, \$3.95.

The book contains pictures, crystal-frequency information, antenna and power-supply data, alignment instruction, block diagrams, schematics, and miscellaneous circuit information for Motorola f.m. gear manufactured in the 1950s.

Equipment covered is for three bands: 30 to 50 Mc., 150 to 172 Mc., and 450 Mc. Each of these is readily converted to fixed-frequency service in the adjacent amateur band.

— W1HDQ

Ionospheric Radio Propagation, by Kenneth Davies, for the National Bureau of Standards. Available from the Superintendent of Documents, U. S. Government Printing Office, Washington, D. C. 20402. 470 pages, 6¼ by 9½ inches, illustrated, cloth cover. Price, \$2.75 in U.S.A., postpaid; foreign, add 25 per cent for mailing cost. Foreign remittances should be in U. S. exchange.

The earlier book carrying this title — we hesitate to call it a "previous edition" because the two are little alike either in appearance or content — was a standard reference on ionospheric propagation. But it was published in 1948, and much has been discovered in the intervening 17 years, particularly during the IGY and QSY programs. Thus we have an essentially new book — covering the concepts that have survived from the earlier period, to be sure, but also treating many new topics that have since established their importance in the field. Over-all, there is more emphasis on theoretical aspects and less on the practical in this new volume, although practical matters are not entirely bypassed.

The reader will find the two opening chapters — No. 1 on geophysics and the sun and No. 2 on wave theory — pretty rough going unless he has some acquaintanceship with physics and higher mathematics. Chapter 3, on the

characteristics of the ionosphere and the methods for determining them, is likewise liberally sprinkled with mathematical formulas, but can be read with some profit by an amateur lacking theoretical background.


A great deal of useful information — particularly interesting for those who have wondered about some of the uncertainties of long-distance communication at high frequencies — can be extracted from Chapters 4, 5 and 6. Chapter 4, entitled "Oblique Propagation," describes the mechanisms by which waves travel through the ionosphere. Chapter 5, "Signal Strength," discusses the factors that enter into the energy loss from transmitter to receiver, and Chapter 6, "Ionospheric Disturbances," goes into magnetic storms, auroral effects, and the like.

The always-live subject of propagation predictions is treated in Chapter 7. Several methods are described, including the long-established control-point method which, one gathers, survives because as a practical matter it works even if there is little theoretical justification for it. Examples of the use of prediction material are given, extended to take into account absorption, a factor not generally considered in amateur-made predictions.


Chapters 8 and 9 take up some special features of ionospheric propagation at v.h.f. (scatter, meteor reflections, equatorial propagation) and at v.l.f. and l.f., 3 to 300 kc. The entire spectrum through which ionospheric effects are known to occur is thus covered.

Each chapter is followed by a bibliography of published material referenced in the text, and we can well agree with the publisher's resume that the book "should be a valuable reference source for research workers and communications engineers who already have some background knowledge of ionospheric radio propagation." A great many amateurs certainly have a *practical* background, and there is much they can learn from this book if they are willing to concentrate. Because of its essentially mathematical nature, the book cannot be read the way one would read a popular account of the ionosphere, but the information one wants is there, either in plain words or in graphs.


On the other hand, if your interest in the ionosphere stops at wanting to know whether you can work Shangri La at 0348 tomorrow morning, your book money might better be spent on a crystal ball. If there is one thing that stands out clearly, it is that the seemingly unlimited ways by which a signal can travel from here to there, and the wonderful or awful things that can happen to it from minute to minute, make any such "close-up" predictions extremely unreliable. So far the only sure way of getting the rare ones is to be Johnny-on-the-spot when they come through. — W1DF



OSCAR IV

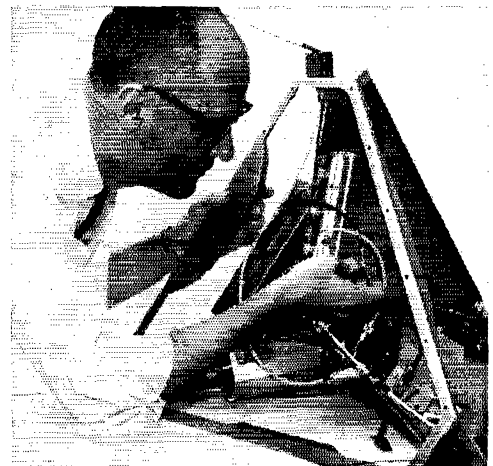



A portion of the internal structure of the Oscar IV satellite. The long narrow box in the foreground is the 432-Mc transmitter. Above the transmitter is the command decoder. Immediately above the decoder is a small terminal board which contains the isolation diode matrix necessary for integration of the four solar power panels of the satellite.



«Herb Gleed, W6ZPX checks the electrical assembly» of the satellite.

«Final assembly of the satellite by (l. to r.) W6ZPX, K6MSQ and Dave Moore. The launch and spin-up mechanism is the spring in the center of the launch cradle shown at the bottom center of the photograph.



«Members of the Radio Amateur Club of TRW Systems make final adjustments to the satellite package. Shown (l. to r.) K6MWR, Dave Moore, W6ZPX and W6RTG.

The World Above 50 Mc.

1215-1300

2500-2450

3340-3300

5650-5925

10000-10500

21000-22000

30000-?

CONDUCTED BY SAM HARRIS,* W1FZJ

OSCAR IV is up and working — not up where it was supposed to be, nor working quite the way its builders hoped for, but it is far from being a total loss.

The fourth amateur satellite was carried aloft on a Titan III-C rocket from Cape Kennedy the morning of December 21. As its name implies, this is a three-stage device. First the launch vehicle is sent into a 100-mile-high "parking orbit," then at the proper time the second stage pushes it up to an apogee of approximately 18,000 nautical miles. The third stage is supposed to make the orbit circular, and line it up with the equator. At this great height the satellites are ejected, and they seem then to stand nearly still with respect to the earth. Oscar IV's orbit was to have been semisynchronous, with an easterly drift of about 30 degrees per day, at a uniform height.

Apparently the third stage failed to ignite, but the payload was ejected on schedule. Oscar IV is now in an elliptical orbit (along with three other packages ejected at about the same time) with an apogee of about 18,200 nautical miles and a perigee of 105, inclined 26 degrees with respect to the Equator. The orbital period is just under 10 hours, and its ellipse is estimated to have a maximum-to-minimum axis ratio of roughly 3 to 2.

The package was produced by the TRW (Thompson-Ramo-Wooldridge) Radio Club, of Redondo Beach, California, under the direction of John Chambers, W6NLZ, more than 20 workers contributing their efforts. Some of them are identified in the accompanying pictures. Oscar IV is a translator with a 10-ke. passband, receiving signals between 144.095 and 144.105 Mc. and repeating them in a 10-ke. band centered on approximately 431.938 Mc. There is a beacon at 431.928 Mc. The apparent beacon frequency may vary by several kilocycles, because of Doppler effect. This is most noticeable when the satellite is near perigee, when its speed with respect to earth is greatest.

The satellites were ejected at the proper time, about 2030 GMT Dec. 21., as the rocket crossed the equator near the west coast of South America. This south-north crossing was the apogee of Orbit 0. Very shortly thereafter the first QSO through the translator was recorded by W6YK, Camarillo, Cal., and W4AWS,

* P.O. Box 1738, Arecibo, Puerto Rico 09613.

Orlando, Fla. Other contacts, through Dec. 27, are as follows: DL9AR — DL6DB, Orbit 2; W6GDO — K6HCP, Orbit 5; W6GDO — K5WXZ, Orbit 10; WA2WEB — K2MWA/2, Orbit 12.

The beacon is reported to be running more less constantly, with erratic keying, and signals coming through the translator may be broken up more often than planned. Apparently the beacon keying is affected by signals coming through the translator. The beacon-translator sequence outlined in December *QST*, page 41, is not being carried out. Several observers express the opinion that operators attempting to work through the translator may be missing calls or answers because they do not listen long enough after making a transmission to take care of unpredictable breaks resulting from erratic operation of the satellite. It is strongly recommended that only c.w. be used for work through Oscar IV, because of the narrow passband. Operators using voice are asked to avoid the frequencies immediately adjacent to 144.1 Mc., when the satellite is within range, in order to provide maximum opportunity for work through it by those wishing to attempt such communication.



Mrs. Kathleen Licari of TRW shows the completed Oscar IV satellite.

Both beacon and translator signals are being heard over much of the earth, and Oscar IV represents an opportunity for near worldwide v.h.f. communication, once we learn more about it and adapt our stations and operating practices to its thus-far somewhat capricious ways. Orbital data are being refined as more observations are accumulated, and the latest available information is transmitted nightly by W1AW. At this writing, W6EE, the Oscar Headquarters amateur station, is operating regularly on 14.235 Mc., collecting reports and answering questions relating to the satellite.

Detailed written reports are requested. They should be sent direct to Project Oscar, Foothill College, Los Altos, Cal.

— E. P. T.

Oscar IV's launch coincided with a change in QTH at W1FZJ/KP4. It took the combined efforts of half of the Rhododendron Swamp V.H.F. Society group to get the 420-Mc. listening equipment back in operation. We were gratified to hear WA2WEB through the translator on the 24th of December. Many partial calls were heard such as 5WZ?, W5AJ?, 2WE?, G3?, etc. On the morning of December 26, W4WNII was heard calling CQ from 1310 GMT to 1340 GMT on orbit number 12. Shelby's signals were the first solid ones received in Puerto Rico. Our transmitter efforts were still in progress and we didn't start to hear our own signals coming back from Oscar IV until almost an hour later. During the eight hours when Oscar IV was within our range we heard many signals coming through the translator but none was identifiable. Apparently not enough stations are able to track the satellite through apogee, and as a result many potentially useful hours are lost. The frequency information on page 41 of December *QST* is accurate enough to allow finding both the beacon and signals, as their frequencies are Doppler shifted by as much as 8 kc. Some searching is in order.



Two well-known, hard-working VHFers relaxing at Syracuse. On left is Rae, VE3BPR, on right is Bill, K1IIE.

Observations to date indicate that it is not necessarily true that the translator does not work while the beacon is in operation. Also the beacon has been noted jumping frequency to the high side of the signal channel where it puts out a steady c.w. carrier. Considerable frequency shift has been noted on both the beacon and translated signals as the solar cells change their aspect with respect to the sun. This shift can be counteracted by shifting your 432 Mc. converter i.o. at the same rate as the satellite rotation. Unfortunately it is only a partial cure as the frequency shift is not always the same amount and is accompanied by considerable QSB. The signal can however be kept in a 1-ke. passband with a little effort.

You need a 15-db. gain antenna with at least a 10-db. noise figure converter to hear the beacon. We are able to track from just after perigee through apogee and back to just before perigee, using a 15-db. antenna, a 3-db. noise figure converter and a 4-ke. bandwidth receiver. Beacon signals vary from 5 to 45 db. over the receiver noise. Our best efforts to date have yielded 8 hours and 32 minutes of continuous beacon reception.

144 Mc. and Up

1296-Mc. activity keeps forging slowly ahead all over the country and Jim, WA4GHK, has sent us a bit of news from the Palm Bay, Florida area. During a six-week period, skeds kept between WA4GHK and K4NTD (75 miles) paid off with only one negative sked. A QSO between the boys on November 20 lasted for more than an hour with S9 signals both ways. Power output at K4NTD is 3 watts and at WA4GHK it is 2 watts. First 1296-Mc. contact with WA4BYR was on November 28. Lou hopes to have his 32-element collinear above the tree tops soon and this should make a big difference with the three watts he runs. All frequencies in this area are between 1296.080 and 1296.1 Mc. K6UMV writes that he, WA6ZLJ and WB6GFD all have six-foot dishes which they hope to have on 1296 Mc. soon.

WA2IPC and WB2KQL have been working with 432-Mc. walkie talkies and having begged, borrowed (?) and built the equipment, took their transceivers to Bald Mountain in New York and Mount Greylock in Massachusetts to try 'em out. Six meters was used to establish communications and they then went on to a 50% contact on 432 Mc. The Greylock end was hindered by low-battery voltage but the results were encouraging enough that the boys intend to try it again soon. In Pennsylvania, K3CFA writes that his 432-Mc. converter for tracking Oscar IV is almost completed. At present writing we hope it has been finished since Joel wrote the report 'cause Oscar IV is UP. W4MVB sez that cool weather reduces the signal strength on 432 Mc. with signals returning to normal after a cold front has passed. Jesse continues to hear signals in the 200-mile range nightly. He's using a 32-element collinear at 55 feet for 432 Mc. and a 16-element collinear at 40 feet for 144 Mc. We learn that at El Paso, WA5GDZ has recently acquired an eight-foot dish complete with AZ and EL mount. It's a little skimpy on dimensions for use on 432 but Jim intends to add another eight feet. On 432 Mc., WB6BOW is using a Parks converter with transistor



Henry Cross, W1OOP, accepts trophy for W1MHL at the big Syracuse "DO".

input and has just finished a 32-element expanded collinear which will go up about 65 feet very soon. Rodger sez he has completed a 2C39 tripler and has a 2C39 amplifier half built so it looks like it won't be long 'til he's on the air. Rog is intending to duplicate this set up for 1296 Mc. and is pushing right along. He also wants to correct the impression that most of the two-meter activity in California is via the two repeaters. WB6GHB reports taking his aircraft receiver atop Mt. Pinos to get weather information from VOR and VORTAC stations. Bill sez that some of these stations transmit the weather reports at 15 and 45 minutes past the hour from 108.2 to 117.9 Mc., and the reports are of interest to hams because the propagation of their signals is about like that on two meters. In Nevada W7TVF has quite a building campaign under way. Bill is presently constructing antennas for 432, 220, 144 and 50 Mc., converters for 220, 144 and 50 Mc., and a transmitter for 432 Mc. (using a 7377 oscillator and 5894 amplifier) plus converter for that band also. K8TUT at Cincinnati is also in the throes of building with rig and antenna started for 432. In Michigan, K8WXO sez that 432.9-Mc. WBFM is getting more active all the time with 433.0 activity (WBFM) starting to pick up throughout the county. W8WNX is building a new control panel for his station and gathering parts and information for a new 432-Mc. r.f. stage. Sez he'll probably use solid state instead of the old dependable 417A. W8FAZ writes that after struggling for many months to get going on 432 Mc., with no good results, he discovered that the balanced to unbalanced transformer on the 432-Mc. antenna proved to be the culprit. Either it created a direct short or an infinite impedance at the point-of-feed so that no signal could come through the cable to the converter. Switching to 300-ohm line temporarily uncovered the trouble. "Suddenly everything broke loose and signals began to come through." Hope that from here on in your luck is all good, Joe.

"Thought I'd let you know that Missouri will soon be represented on 432-Mc. moonbounce." So sez WA0HHM. Steve sez that he started planning the project in May of this year and hopes to be on the air by Christmas. It is gratifying to know that the young fellows (15 years old) are interested in this phase of v.h.f. work and realize that it does take a great deal of planning and effort. The transmitter will have a 144-Mc. s.s.b. exciter, whose signal will

be tripled by a varactor tripler. This will excite a kw. linear using a pair of 4CX350As. Receiver will consist of a parametric amplifier, a converter using three 8058s (r.f. amp.) and a 7587 as the mixer. A modifier Swan 400 will be used as the i.f. He is also building band-monitor scopes, signal-monitor scopes and automatic antenna tracking equipment. The antenna will be a homebuilt 20-foot parabolic dish on polar mount. Steve would like plenty of skeds and correspondence from other moonbouncers. Looks like he really means it and we wish you all the luck in the world Steve.

K7ICW writes us that a test sked run with K6IBY on 220 Mc. to test antenna, converter and transmitter on November 21, turned out negative with no signals heard at either end. "K6IBY says he is going to change over to horizontal polarization on 220 Mc. to agree with W0EYE, K5TQP, K7NII and K7ICW along with a few of the boys from northern California who operate 220-Mc. DX. From now on all 220-Mc. DX in the west will be horizontally polarized (unless somebody decides differently)."

As everyone who is interested knew long ago, the Leonids Meteor Shower in November paid off fantastically well for those with skeds on 144 Mc. Among the many working meteor skeds was K2HLA at Cutchogue, New York on the eastern tip of Long Island and a hundred miles east of New York City. A sked with W4WNH brought Dick's two-meter total to 18 states worked. Antenna at Cutchogue is a 32-element colinear up 50 feet and fed with 100 feet of 3/8-inch aluminum foam coax. The Geminids shower during December didn't pay off at all for Dick. He had skeds with W4VHH (short bursts, no QSO), W5JWL (nothing heard at all), and K5WXZ (nothing heard at all). However he did report a contact between W1MEH in Connecticut and W5UGO in Oklahoma.

From Greenville, Pennsylvania, W3LNA writes that after nineteen years he is still active as ever on two meters. Larry has an 85-watt s.s.b. rig and 85-watt a.m. rig (both homebrew) and is using a 16-element colinear 80-foot high. WA2PMW sez that his shower sked with W4WNH was a flop but skeds with K4ZWN and K9HLS paid off with two new states for Lou. K3OBU writes that on his sked with W4AWS during the Leonids the c.w. signals became so strong that they switched to s.s.b. and chatted for a while with signals over S9 on both ends. K4GL writes that it will be sometime before he makes any of the states-worked boxes. Jack (ex W8PT) sez that he can work Georgia, Alabama, North and South Carolina at any time from his new QTH at Pickens, South Carolina. Activity is far different in South Carolina than in Michigan. "Instead of QRM only an occasional station is heard and all between 144.00 and 144.200." W5UGO in Oklahoma has been a very busy fella lately. On October 22 he worked W7JRG for the first Oklahoma to Montana on 144 Mc.; on October 31 he worked W4VHH in South Carolina for a new state on both ends; on November 15 he made it with K7NII in Arizona for a new state for both stations. And then came November 16! Contacts with W7MFP (Utah), W1AZK (New Hampshire), and K7ICW (Nevada) were first contacts on 144 Mc. between those states and contact with WA2FGK was a new state for both stations. This brought Larry's total to 25 states on 144 Mc. He sez: "Noticed some tropo to the northeast and this may have been the problem on skeds with W8s. Signals just couldn't get through to the meteors. This probably aided the signals with W1AZK which were about 20 to 30 db. above

the noise. We were even using first names and passing 'GM', etc. Guess I must have heard 20 to 25 states that morning." Congratulations, Larry! Your hard work certainly paid off during the Leonids. K5WXZ brought his states up to 29 with contacts with Montana, West Virginia, New Jersey, Nevada and South Carolina during the Leonids. Al's contact with WA2FGK came after a CQ from Al. "A number of stations were sending RS2 at 40-words per minute for what seemed like hours with no L.D.", sez he. A couple of the outstanding signals heard for long periods of time at his QTH in Texas were K4IXC and W6WSQ. In New Mexico, K5TQP got a new state when he worked K7ZIR in Oregon during the Leonids. Fred sez: "Stations were easy to find by simply tuning around the lower couple hundred kc., many bursts several minutes in duration. Never heard anything like it on two meters!" From California, WN6QWE reports that during the week of November 14 to 20, conditions were poor to fair on 144 Mc. with the

band being noisy. From Costa Mesa, K6HMS writes that he can now run c.w., s.s.b., a.m., and f.s.k. (wide or narrow) on 144 Mc. but will concentrate on c.w. during the showers. Skip needs skeds in Idaho, Wyoming, Oklahoma, Kansas, Nebraska and South Dakota so any of you fellas who want California get in touch with him. K7NII had contacts with Oklahoma, Illinois, Missouri, Louisiana, Washington, Oregon, Mississippi and Minnesota during the November shower bringing his total up to 18 states worked. Tom sez he made five contacts over 1200 miles and two of these were s.s.b.

From Horton, Michigan, K8TCA has three suggestions for improving and promoting operation on 144 Mc. First he suggests that a transmitting station should give location and frequency of a DX station with which he is in QSO each time he signs over to the DX station. That the carrier should be modulated more nearly to 100%; and that net frequencies should be kept clear of interfering signals during net periods. K8AQA at Saginaw noted a few extended ground wave openings on two meters during the month of November with a fairly good opening on the 19th when stations were heard at distances of 200 to 450 miles. Six new states were worked by W9WDD during the Leonids bringing his total up to thirty-three states on 144 Mc. Charley sez all his contacts were s.s.b. which works fabulously well on meteors. WA9BYF tells us that six meters seems to have gone dead on the southwest side of Chicago with all activity going to two-meter f.m. A final meteor report from W0ENC tells us that Bob is now up to thirty-two states on two meters having worked Nevada and Oregon during the November showers. We call that pretty good for South Dakota!

A new group has been organized in the St. Louis area operating at 145.150 during the daylight hours. They are calling themselves the "Sick, Lazy and Limpid" network but are standing ready for any emergency that might develop during the daylight hours when others are at work. New members are welcome.

50 Mc.

From Brandon, Manitoba, VE4RE writes of an opening on November 21 when he heard and worked stations in Kentucky, Ohio, Missouri, West Virginia, Illinois, Georgia, Tennessee and Indiana. Sez he: "Definite upsurge in the amount of s.s.b. activity. Fourteen out of fifteen contacts were two-way s.s.b. contacts." K1MTJ in Maine caught the same opening but sez it was slight and to 0—land only. W2IYR tells us that CO2DL has passed along the information that nets in Cuba use the following frequencies: 50.4, 52.5, 50.36, and 51.76 Mc. He (CO2DL) is also interested in DX skeds. K3ZGI reports hearing VP7DD during an opening on December 1. At Brownsville, Pennsylvania, K3FNG sez that no skip was observed during November but groundwave conditions were excellent during the month. K3AUD is looking for skeds on six-meter RTTY and is also interested in forming a net on 50-Mc. RTTY. W4FP and WA4QLZ both report an opening into Florida on November 20. John was hearing stations in 1, 2 and 3 bands while Tom copied 'em in 8 and 9 bands. Tom sez he worked W8SUF and WA9CMF after his CQ on 50.8 Mc. and W8EPS and WA0IPS on 51.5 Mc. after a CQ on that frequency. In North Carolina WA4FJM also caught the opening of the 21st when he heard a 5 and a Spanish speaking station from the south. Jim Rule, K4KYL in Tennessee noted the same

2-METER STANDINGS

| | | | | | | | |
|------------|----|---|------|------------|----|---|------|
| W1REZ... | 32 | 8 | 1300 | K5WXZ... | 29 | 8 | 1225 |
| W1AZK... | 29 | 8 | 1384 | K5TQP... | 26 | 7 | 1250 |
| W1JHM... | 27 | 8 | 1330 | W5UGO... | 25 | 7 | 1384 |
| W1AJR... | 25 | 7 | 1130 | W5UKQ... | 25 | 8 | 1150 |
| W1KCS... | 24 | 7 | 1150 | W5SWV... | 20 | 5 | 960 |
| W1MFF... | 24 | 6 | 1000 | W5ML... | 17 | 6 | 700 |
| W1MMN... | 22 | 8 | 1200 | W5KFU... | 15 | 5 | 1360 |
| W1HDD... | 22 | 6 | 1020 | W5WAX... | 11 | 5 | 735 |
| W1AFO... | 19 | 6 | 920 | W5BEP... | 9 | 3 | 1000 |
| K1CRQ... | 19 | 6 | 800 | W5EDZ... | 8 | 5 | 1375 |
| K1AFR... | 17 | 6 | 675 | W5YYO... | 7 | 4 | 1330 |
| W2CXY... | 37 | 8 | 1360 | W6WFSQ... | 15 | 5 | 1390 |
| W2ORL... | 37 | 8 | 1320 | W6NLZ... | 12 | 5 | 2540 |
| W2BLV... | 36 | 8 | 1020 | K6HMS... | 10 | 5 | 1240 |
| K2GGL... | 35 | 8 | 1365 | W6DNG... | 9 | 5 | 5250 |
| K2LIG... | 32 | 9 | 1710 | W6AJP... | 6 | 3 | 800 |
| W2AZL... | 29 | 8 | 1050 | W6KAP... | 5 | 3 | 1300 |
| W7PIA/2... | 26 | 8 | 1150 | W6MMU... | 3 | 2 | 950 |
| K2CEH... | 25 | 8 | 1200 | K7NII... | 18 | 5 | 1275 |
| W2AMJ... | 25 | 5 | 960 | K7CWC... | 12 | 4 | 1246 |
| W2ALR... | 24 | 8 | 1100 | W7LHL... | 10 | 4 | 1170 |
| W2APZ... | 23 | 7 | 1300 | W8PT... | 41 | 9 | 1260 |
| W2LWJ... | 22 | 7 | 1050 | W8KAY... | 39 | 9 | 1210 |
| W2APGK... | 22 | 7 | 1340 | W8IFX... | 39 | 8 | 1225 |
| W2ESX... | 21 | 6 | 750 | W8SLI... | 37 | 8 | 1220 |
| W2UTH... | 20 | 7 | 880 | W8YIO... | 35 | 8 | 1250 |
| W2EMIA... | 19 | 6 | 1010 | K8AXU... | 34 | 9 | 1275 |
| W2PZE... | 18 | 6 | 750 | W8LOP... | 34 | 8 | 1060 |
| K2HLA... | 18 | 2 | 1005 | W8MVE... | 33 | 9 | 1155 |
| W2LTM... | 17 | 7 | 730 | W8NOH... | 3 | 8 | 1090 |
| W2YXS... | 17 | 6 | 720 | W8EHW... | 31 | 8 | 860 |
| K2PFI... | 16 | 6 | 1010 | K1CRQ/8... | 30 | 9 | 850 |
| W2CCO... | 16 | 6 | 780 | W8WNM... | 25 | 8 | 900 |
| W4BRAT... | 16 | 5 | 700 | W9WOK... | 42 | 9 | 1170 |
| K2JVT... | 16 | 6 | 550 | K9UIF... | 41 | 9 | 1150 |
| W2AJM... | 16 | 5 | 670 | K9AAJ... | 36 | 9 | 1200 |
| W3RIF... | 33 | 8 | 1100 | W9AAG... | 35 | 9 | 1050 |
| W3GKP... | 31 | 8 | 1180 | W9GAR... | 34 | 9 | 1075 |
| W3TDF... | 30 | 8 | 1225 | W9WDD... | 33 | 9 | 1300 |
| W3BYF... | 30 | 8 | 1125 | K9SGD... | 33 | 9 | 1100 |
| W3LST... | 22 | 6 | 800 | W9OH... | 32 | 8 | 1090 |
| W3LNA... | 21 | 7 | 720 | W9BPB... | 28 | 8 | 820 |
| K3OBH... | 20 | 7 | 930 | W9OJL... | 27 | 9 | 910 |
| W3MPT... | 19 | 6 | 630 | W9IPA... | 27 | 6 | 1000 |
| K3CPA... | 17 | 6 | 600 | W9CDX... | 24 | 7 | 1000 |
| W3HHC... | 16 | 6 | 550 | W0BFB... | 13 | 9 | 1350 |
| W4HJQ... | 39 | 9 | 1150 | W0LFE... | 33 | 9 | 1040 |
| W4HHR... | 38 | 9 | 1280 | W0ENC... | 28 | 7 | 1250 |
| W4WNH... | 35 | 9 | 1350 | W0DOY... | 27 | 8 | 1100 |
| W4ZCL... | 34 | 8 | 954 | W0MOX... | 23 | 6 | 1150 |
| W4MIJ... | 34 | 8 | 1149 | W0IDY... | 22 | 5 | 1050 |
| W4MNT... | 31 | 8 | 1225 | W0IC... | 22 | 7 | 1360 |
| K4QIF... | 31 | 8 | 1000 | K9ITF... | 21 | 6 | 940 |
| K4IXC... | 29 | 8 | 1255 | W0JAS... | 19 | 7 | 1130 |
| W4EJF... | 16 | 5 | 1050 | K0CER... | 17 | 6 | 1225 |
| W4RFR... | 9 | 8 | 820 | VE1CL... | 8 | 5 | 800 |
| W4TLV... | 23 | 7 | 1000 | VE3DIR... | 37 | 9 | 1300 |
| W4AWS... | 22 | 7 | 1225 | VE3AB... | 39 | 8 | 1340 |
| W4RAMU... | 21 | 7 | 1050 | VE3BPR... | 31 | 7 | 950 |
| W4OLK... | 20 | 6 | 720 | VE3BQN... | 23 | 7 | 1180 |
| K4YJF... | 20 | 6 | 790 | VE3AQF... | 18 | 8 | 1300 |
| K4MRS... | 20 | 6 | 800 | VE3RW... | 17 | 7 | 1350 |
| W4LNG... | 19 | 7 | 1080 | VE3FO... | 1 | 1 | 915 |
| K4VWH... | 18 | 6 | 590 | K8AUK... | 2 | 2 | 2540 |
| W5RCL... | 39 | 9 | 1280 | OH1NL... | 1 | 1 | 5250 |
| W5AJG... | 38 | 9 | 1360 | | | | |
| W5FYZ... | 33 | 9 | 1275 | | | | |
| W5JWJ... | 33 | 7 | 1150 | | | | |
| W5DFU... | 29 | 9 | 1300 | | | | |

The figures after each call refer to states, call area and mileage of best DX.

220- and 420-Mc STANDINGS


| 220 Mc | | | 420 Mc | | | | |
|--------|----|---|--------|--------|----|---|------|
| W1BU | 14 | 5 | 600 | K9HQL | 8 | 4 | 250 |
| W1HDQ | 12 | 5 | 450 | W3DPT | 10 | 4 | 300 |
| W1AJR | 12 | 4 | 180 | K2UUR | 9 | 3 | 280 |
| K1JIX | 11 | 4 | 615 | W2VCG | 9 | 4 | 280 |
| | | | | K2ACJ | 8 | 5 | 525 |
| | | | | W2YPM | 6 | 3 | 300 |
| | | | | WA2TOV | 5 | 3 | 140 |
| K2CBA | 16 | 7 | 660 | W3RUE | 10 | 5 | 470 |
| W2AOC | 15 | 5 | 530 | W3MMV | 10 | 5 | 410 |
| W2SEU | 12 | 5 | 450 | K3CLK | 9 | 4 | |
| K2DZM | 12 | 5 | 400 | W3FEY | 8 | 4 | 298 |
| K2AXQ | 9 | 3 | 210 | K3IUV | 8 | 3 | 310 |
| K2JBA | 9 | 3 | 400 | W3SDZ | 5 | 4 | 300 |
| K2ITP | 10 | 5 | 265 | W3UJG | 4 | 2 | 350 |
| K2ITQ | 11 | 5 | 265 | | | | |
| K2JVT | 6 | 3 | 244 | W4HHK | 9 | 4 | 550 |
| K2KIB | 12 | 4 | 300 | W4TLV | 6 | 2 | 500 |
| W2LWI | 12 | 4 | 400 | WA4BYR | 6 | 2 | 420 |
| K2UUR | 8 | 3 | 210 | W4FRF | 6 | 2 | 415 |
| WA2BAH | 6 | 3 | 200 | W4TLV | 4 | 2 | 500 |
| | | | | K4QIF | 4 | 1 | 280 |
| W3FEY | 11 | 5 | 350 | W5RCL | 16 | 5 | 725 |
| W3RUE | 10 | 5 | 480 | W5SWV | 7 | 3 | 525 |
| W3LCC | 10 | 5 | 300 | W5AJG | 7 | 3 | 1010 |
| K3IUV | 10 | 4 | 310 | W5HTZ | 5 | 3 | 440 |
| W3JYL | 8 | 4 | 295 | W5ML | 5 | 1 | 350 |
| W3JZL | 4 | 3 | 250 | W5UKQ | 3 | 2 | 500 |
| W4TLC | 5 | 1 | 315 | W6DO | 2 | 2 | 380 |
| K4QIF | 4 | 2 | 185 | W6EZA | 1 | 1 | 295 |
| W6AJG | 3 | 2 | 1050 | K6GTG | 1 | 1 | 180 |
| K7ICW | 4 | 2 | 250 | W8PT | 11 | 7 | 600 |
| W7AGO | 2 | 1 | 160 | W8YIO | 11 | 6 | 560 |
| | | | | W8YIO | 11 | 6 | 560 |
| K8AXU | 11 | 5 | 1050 | W8TY | 9 | 5 | 580 |
| W8PT | 11 | 5 | 660 | W8EY | 8 | 4 | 470 |
| W9JCS | 6 | 2 | 340 | W8JLQ | 6 | 3 | 275 |
| | | | | W8RQL | 6 | 3 | 270 |
| VE3BPR | 3 | 3 | 300 | K8AXU | 5 | 3 | 660 |
| | | | | W8UST | 3 | 2 | 25 |
| | | | | W9OJT | 6 | 3 | 330 |
| | | | | | | | |
| | | | | K9AAJ | 9 | 5 | 425 |
| | | | | K9UIF | 9 | 5 | 390 |
| | | | | W9GAB | 9 | 4 | 608 |
| | | | | W9AAG | 8 | 4 | 525 |
| | | | | W9HUV | 7 | 4 | 450 |
| | | | | W9NKT | 7 | 3 | 310 |
| | | | | W9OJJ | 6 | 3 | 330 |
| WA2DTZ | 6 | 3 | 200 | W0LDY | 9 | 5 | 560 |
| K2DZM | 10 | 4 | 390 | K0ITF | 3 | 2 | 158 |
| K2CBA | 9 | 7 | 220 | | | | |
| WB2EGZ | 9 | 4 | 260 | VE3AIR | 5 | 4 | 450 |
| W7PUA | 7 | 4 | 500 | VE3BQN | 5 | 4 | 447 |
| WA2EUS | 7 | 3 | 130 | VE3BPR | 4 | 4 | 600 |
| K2GGA | 4 | 4 | 383 | | | | |
| WA2HQE | 3 | 4 | 280 | | | | |

The figures after each call refer to states, call area and mileage of best DX.

station. WA8CTC sez that scattered skip openings into Florida, Georgia, Alabama and the Carolinas were noted throughout the month of November. Kettering, Ohio, W8CGE worked K7ICW, WA6HXW and WA6AKM on October 26 on 50.1 Mc. s.s.b. On October 30, Minnesota was banging through for Ron and November 21 brought forth Wisconsin, Minnesota, South Dakota and Nebraska, Colorado, Iowa, Missouri, Illinois, Kansas and Iowa. Kansas and Nebraska were heard working 2's on December 2 but Ron was unable to raise 'em. WA9JWL reports six meters open to almost all of 0 land on November 21 for a period of six hours. As usual, W0PEP was not to be left out and on the 21st worked Maryland, Ohio, Michigan, Washington D.C., Pennsylvania, Massachusetts and New Jersey. On the 25th Jim worked K3IXQ in Maryland on scatter and on December 1 the band was open to Texas and Louisiana for about an hour. All operation was on s.s.b. at Jim's QTH. At Lincoln, Nebraska, W0BMN sez that the opening of the 21st was the best he's ever heard. He worked 4s and 8s but also heard 1s, 2s and 3s. WB2UCS calls our attention to an error in the December column when we mentioned Highland Park, New York. It should have been Highland Park, New Jersey. Our apologies. Wayne.

QST

Strays



This is the official West Virginia Centennial time-capsule marker that was dedicated October 1963, at Berkeley Springs, West Virginia. The time capsule contains historical and treasured documents along with personal messages including a message from W8JM, SCM of West Virginia to the SCM of West Virginia in the year 2063, the year that the capsule will be opened. The letter from W8JM describes the general amateur radio picture in 1963.

YL news and views

CONDUCTED BY JEAN PEACOR,* K1IJV

Full-Time Coordinator

WHEN it comes to job hunting, some unusual opportunities can be found in the Help Wanted — Male or Female listings, but ads for positions available of this type are not too plentiful. How lucky YLs of the amateur radio world are that the many jobs pertaining to our chosen field are open to all. You have but to show the necessary interest, have certain capabilities, and any number of appointments are open to both sexes. That YLs respond to the challenge of responsibility is proven by the increased numbers who are becoming SCMs, PAMs, etc.



Mollie, K3FYS (center) discusses a radiogram with K4YSN (right) while OM Morris looks on.

An outstanding example has been provided by the work that has been done by Mollie Silverstein, K3FYS, who is Emergency Coordinator for the County of Philadelphia. Mollie's OM, Morris, is not a ham, but shares her enthusiasm when it comes to the different aspects connected with her EC duties and rarely misses a meeting of the AREC. They have a married son in the Air Force who has his amateur license.

What does an enthusiastic EC do on vacation? In Mollie's case, it provided a fine way for her to learn more about the ways of other ECs. On a recent trip to Florida, she and Morris had the pleasure of meeting Andy Clark, W4IYT, (and OM of Betty, W4GGQ) who is Section Emergency Coordinator for Eastern Florida and well known for his fine work in this regard. To compare notes in connection with work in the

* YL Editor, QST. Please send all news notes to K1IJV's home address: 139 Cooley St., Springfield, Mass.

ARPSC can result in many new ideas. This they did, and when Mollie and Morris reluctantly left Florida and headed home, it was with a wealth of new knowledge. Knowing how frequently radio amateurs in Florida have been called upon to react to emergency situations, much was learned from their practical experience.

In addition to this extra-curricular activity, Mollie has introduced many children at the Shriner's Hospital in Philadelphia to amateur radio. Her close work in this regard through code classes and assistance has resulted in the addition of some new Novices to our ranks. One girl received her General Class license and when she was recently discharged, planned to take the Extra Class exam.

More recently, Mollie has also had the pleasure of seeing the residents of a home for incurable patients receive their ticket through the devotion of K3WEU and W3ELI. The Ingles House now has a radio station and those who have received licenses will assist others in obtaining theirs. Many members of the ARPSC have assisted in this project; Mollie taught some c.w. classes; W3ELI gave examinations; K3VBA and WA3CND also assisted; but, in particular, K3WEU was on hand every Tuesday night as a teacher for the last year.

What next? Already plans are underway to conduct similar courses at the Eastern Pennsylvania State Hospital, an evaluation center and hospital for emotionally disturbed children. This same group of radio amateurs have been contacted by one of the hospital's directors who works very closely with the children. They are



K3FYS and K3NSN found some very eager pupils attended their code classes conducted at Shriner's Hospital.

all set to go with teachers available for both c.w. and theory. A radio club is to be set up at the hospital and another fine project will be underway.

Mollie is a full-time employee of Wm. Hodges & Co. and all these projects are how her spare time is spent. Rather than this exemplifying the duties of an EC, it could better be stated that here is an NYL who is a Full-Time Coordinator!



WA6WZB and WB6IEK, twin sisters, are active on 6 meters where both use Comm. IV with ground planes 50 feet high and 4- and 5-element beams.

Al and Ruth Gieske

Fairytales do come true! The Gieskes of Electra, Texas feel that the happiness resulting from their chance meeting a few years ago has proven that statement to them. Their many friends agree.

Al Gieske was W3SG in Lisbon, Maryland and Ruth has been W5IZL, located in Electra, Texas, for about thirty-seven years. Fifteen years ago, Ruth was operating her 10-meter mobile rig one day when she had her first QSO with Al. The next few years produced many more QSOs between them which became quite frequent.

With Ruth's promise of a cake to celebrate his birthday, Al accepted her invitation to visit Electra in 1960. (Actually, the cake turned out to be an apple pie with a candle, since Ruth believes that her pies are better than her cakes!) Soon after this meeting, plans were made, and in August of 1960 Ruth and Al were married in Lisbon, Maryland. A few months later they returned to Electra which is now their permanent home. Al received the new call of W5WS.

Al and Ruth are on the air almost every day operating near 14,204 kc. Ruth has two c.w. skeds a week with her son, W5FYZ, on 7110 kc. They have kept these skeds consistently for more than thirty years. Her daughter-in-law, Bonnie, is W5TEB. You'll also hear Al and Ruth on 10, 15 and 75 meters where they operate both c.w. and phone.

Ruth and Al have enjoyed helping others become hams, as they well know that much happiness can be the result. And so, this is how a ten-meter band opening enhanced the lives of two fine people.

Band openings can produce some heartwarming stories, and you know, ten meters bears watching — it's opening again!

Howdy Days Results

Sept. 21, 22, 23

First place — VE3BII and K4RNS — tie — 94

All others by score: K5YIB, 71; WA8FSX, 28; W6DXI, 26; K6KCI, 20; WA8ARJ, 20; W1ZEN; 19; K8VCB, 15; WA6UBU, 12. "This is unfortunately, it! If our top winners were able to work 94 YLs, where are the logs? Does the Howdy Days contest go the same route as the YL/VHF contest? Do we discard one more contest sponsored by YLRL? Even though the small response made the log checking easier, I was very disappointed. Where is everyone? Come out of the woodwork and join in the fun!"

— Kayla, WØIJJL

Open Letter to YLRL Members and ALL YLs

"As President of YLRL for 1966, I would like to ask a question. What do YOU, as a member, want from YLRL? You elected me, and you elected our Board of Directors, now it is up to you to tell us what you want us to do. I will welcome any letters which will give suggestions and/or constructive criticism. We receive many complaints, but few suggest remedies to our problems.

This is your organization. So, please, gals, let us know what you expect from us in 1966. I can't promise an immediate answer to all correspondence, but each letter will have my attention and action at the earliest possible moment.

Goals for 1966 include:

(1) Upgrading of *Harmonies* magazine. The Jan.-Feb. issue will reflect the first change and each issue through the year will be improved as we organize and get things moving.

(2) Putting YLRL on a working budget, so each officer and chairman will have a realistic but flexible budget.

(3) A concerted effort to increase membership, hopefully leading to a reduction of dues to the former level.

(4) Increasing publicity and activities so YLRL will become an effective voice in amateur radio. There are many other goals, but these four take priority.

If you are a former member of YLRL, and have dropped out, please tell us why. We are planning a YLRL Forum at the National ARRL Convention



The Gieskes, Al, W5WS, and Ruth, W5IZL, as well as their parakeet, Cookie, (see mike) hope amateur radio brings as much happiness to others as it has to them.



The Ontario Trilliums! This newly formed first Canadian YL Club had a successful annual fall meeting. YLs serving the group as officers who attended are: front row (l. to r.) VE3EZI, VE3DGG, VE3EUV, and VE3BII, President; back row (l. to r.) VE3FRN, VE3CLP, VE3FUR, VE3BBO, VE3ASZ.

in Boston next April. What subjects would you like to see brought up for discussion?

We need your help to make YLRL grow. I will look forward to lots of mail in the near future. Thanks and 33." — Kayla Bloom, W0HLL, President — YLRL, 175 So. Jasmine St., Denver, Colorado 80222.

Calling All Twins

How many twins are licensed amateur radio operators? Twin sisters Jean McElrea, WB6IEK, and Joan Feiler, WA6WZB, have asked this question and hope to receive many answers.

Whether you are licensed OM or YL twins matters not. Jean and Joan think it would be fun to see how many there are. Possibly a twins' club or net or annual outing could result. Write to:

Jean McElrea, WB6IEK, 6357 Emil Ave., City of Commerce, Calif. 90022.

YL Club News

YLRL announces the appointment of K8PXX, Tony Chapman, Park, Plain City, Ohio as the new Receiving Treasurer for 1966. Tony succeeds K1OLM, Joyce Garlick. Dues in the amount of \$3.00, for regular membership, are payable on March 1 for a full year membership.

Coming Events


The 15th annual Midwest YL Convention — May 13, 14 and 15 — at Rosemont, Illinois. See January column for details.

The 17th annual YL/OM Contest — phone Feb. 19-20, and c.w. Mar. 5-6. See complete rules in January column. QST



Arizona mothers found that their home sponsored classes during school vacation had great appeal. Some taught cooking, others sewing, and K7TLP, Sisley Barnes, is shown teaching a group of girls code at her QTH in Phoenix, Ariz. Sisley can be found operating either a.m. or c.w. on 15 and 20 meters quite often.

● New Apparatus



New Meter Shield

A transmitter is not really shielded against harmonic leakage if meters are simply mounted on the panel, no matter how well the other apertures and joints may be sealed off. The form-fitting meter shield shown in the accompanying photograph will prevent such leakage, provided the leads to the meter are properly filtered. A meter shield is also a good gadget for protecting the meter from r.f. fields, which may be pretty strong in the vicinity of a final-amplifier tank coil.

The shield pictured is a Millen type 80012, made to fit the standard 2 1/8-inch instrument. The drawn aluminum case has a tight-fitting back cap held on by friction, and the assembly is provided with a brass ring drilled and threaded to take the screws for a round meter case. Although not specifically designed for the square-front meters, which have four mounting bolts, the shield and ring can easily be modified to fit. The manufacturer is James Millen Manufacturing Co., Inc., Malden, Mass. 02148. The cost is approximately two dollars. QST

How's DX?

CONDUCTED BY ROD NEWKIRK,* W9BRD

Whom:

The rare new one was first observed getting out like mad in the ET, FL8, ST or SU vicinity, according to botanical historians. Then around 850 A.D. a 4W1 in the goat business, shook by the queer antics of his flock, munched some himself, enjoyed an exhilaration, and the HZ grapevine took over.

The Yemen held this tidbit in tight net control until determined PA6s hollered break-break-break in the late 1600s. Its marked physiological action in dispelling drowsiness soon made it exceedingly popular throughout Europe. One hi-fi bug named Bach even dedicated a cantata to its soul-stirring qualities. Literary Gs embraced it in London coffee house gabfests emceed by one Sam Johnson, an A-1 operator. W/Ks in Boston, New York and Philly thirstily adopted it by 1700. They really lapped it up.

In 1723, 'tis recorded, a young FM7 in the service went home to F-land on furlough, swiped a plant from the Paris royal gardens and brought it back to the West Indies. He had to split his meager shipboard water ration with the pampered thing but it paid off. Soon the PY crowd, along with the HKs, YSs, TGs, *et al.*, were making themselves world famous for its production.

Few radio amateurs would dare tackle a DX contest without fortification by ample quantities of this stuff. Let us therefore dedicate February's warm-up week ends of the 1966 ARRL DX Competition to DR OM Kaldi, the 4W1 goat boy whose discovery of coffee long ago now makes boiling our midnight DX oil — mm-mm, ah! — so productive and palatable.

Good huntin' — and gulpin' — lads!

— . . . —

All this yak about eyeball QSOs inspires K3VCH to point out to us that there really is such a communications mode. Tom quotes from p. 190 of Frank A. Geldard's *Fundamentals of Psychology* (John Wiley & Sons, New York and London):

. . . A former army officer of one of the communistic states reports that, as one of the "commando" bag of tricks he was required to learn, he had to acquire the skill of communication with his eyelids. A barely perceptible flick of the right lid was a dash, one of the left a dot, in International Morse Code. By acquiring fine independent control of the two eyelids he could "tap out" messages in complete silence when the occasion demanded.

Just the thing across a crowded room on some noisy enchanted evening, eh? Tic clicks or blood-shot peepers might rate you OO citations, however, and some dumb dame with no c.w. education might blast you right in your bloody blink-

ers. Then, we suppose, she would be a bloomin' blinkin' blighter. [I'll add that to our lid file, Boss. — *Jeeves*]

What:


We'll let the bands speak for themselves this month in the annual ARRL DX shebang. Next "How's" our Bandwagon team will include (20 c.w.) Ws 1AYK 1BGD 1CNU 1ECH 3HNK 6KHS 7VRO 8TRN 8YGR 8ZCQ 9CAQ, Ks 2UPD 3FKU 5DZE 7TNW 8BCK 8ILR 9JPL, Ws 1CYT 2LDX 4YDR 5IIS 6JDT 6TGH 7ASL 7BOA 7BOB 8LAT 8MAT 9BCK 9IBT, Ws 2CON 2NLI 6KIL 6ALEQ, R. Johnson; (20 phone) Ws 1ECH 1BST 3HNK 8YGR 8ZCQ, Ks 1BPJ 1QCQ 3FOP 3SWV/KGG 9JPL, WAs 4SR5 5IIS 6TGH 7ASL 8MAT 9BCK; WB2s CON ALJ; (15 c.w.) Ws 4DXF 8YGR 9CVZ, K8YSO, WAs 2LDX, 5EID 6JDT 7BOA 7BOB 9BCK 9IBT, WB6FEQ, WNs 3DYT 8QJL, VE2ANK; (15 phone) Ws 3HNK 8YGR, WAs 6JDT 8MA 1 9BCK 9IBT 9LWC, WB3OLN, VE2ANK; (40 c.w.) Ws 1CRX 1VAH 2APH 3HNK 4OMW 9NN, Ks 3FKU 8HLR 9JPL, WAs 2LDX 4UMX 5EID 9IBT, WBS 2NLI 6MEQ, WN4BGL; (40 phone) W1BVP, K6JPL; (80 c.w.) K6JPL, WAs 4UMX 9IJJ; (75 phone) VE3FUX, K6JPL, Mr. Kilroy; and (100 c.w.) W1BB. So far, despite erratic nighttime conditions, it's been a decently happy DX new year up and down the line.

Where:

ASIA — It's a great DX life if you don't weaken. W1AYK writes. "After seven years and nine months I finally received, on the same day, two QSLs from YK1AT worked 'way back in '58. The cards arrived through the fine efforts of QAs 1XM and 2QR, both of whom had been trying to get in touch with ex-YK1AT for the past eighteen months." OK2QR affirms this success, stating, "Those who have not yet received YK1AT QSLs for 1958 QSOs can reapply via me. I will QSP all applications to Bohous, ex-YK1AT, who will verify and send confirmations." International Reply Coupons are requisite. . . . "QSLs for all YA1AW contacts made after November 1, 1965, will be handled promptly through me," announces K9COT. "Self-addressed stamped envelopes and Greenwich Mean Time are musts." . . . On that same date K9DKU assumed Stateside QSL manership for 4X4VG. . . . K1ALL's activity as HS1s CW and S is on record at W1BVP.



*7862-B West Lawrence Ave., Chicago, Ill. 60656



KA5ZS "commutes" between Japan and Vietnam these troubled days. Zane, a Marine Lt.-col., previously worked DX as KB6BP, KW6DH, W6YKL/HL9, W9UZW and XE0UWL. He now holds additional calls W6UWL and KH6AWJ, and expects to remain in the 3W8 vicinity till July.

W/K QSOs with HS stations are still banned by ITU/FCC/DOT agreement but W1BVP may be of some assistance, perhaps, to less restricted souls. . . . HM-9AB is HM1AB's portable call. W7VRO does QSL work for both labels. . . . VERON's *DXpress* understands that W2GHK & Co. completed 4X5VB QSLing by December after which 4X1DK pasteboards came under fire.

AFRICA—TY3ATB's QSL aide, VE2ANK, can help confirm all Jack's QSOs except those resulting from W4BPD's visit last year. The latter's contacts are QSLd through W2GHHK's Hammarlund crew. VE2ANK requests the usual s.a.s.e. and GMT courtesy. . . . G2IO notifies, "Copies of ZD7RII's log are mailed to me, his QSL manager, but mails are few and far between from St. Helena. All requests for confirmations will be answered immediately I receive details." . . . "My QSL was returned by the Dakar bureau with indications that 6W8DF is a silent key," advises K8YSO. . . . "As of December 1, 1965, I am QSL manager for George, ZD7IP, U.S.A. contacts only," confirms K2IVN, specifying s.a.s.e. . . . Patience, OMs—CR3KD tells W1BGD of ARRL Hq. not to expect his QSL before July. . . . More negative accent: "Having received no logs from CR7IZ since December, 1964, I have decided to be his QSL manager no longer." That from K3HQJ who can only suggest the *Callbook* address.

OCEANIA—VERON's DXpress relays W4ECT's comment on QSLing for W9WNV/K7LMIU operations: "We ask all the DX boys to be patient. We're doing all we can to get the cards out as fast as possible. It should be realized that there are many thousands to cope with. We will QSL everyone as fast as we can do so."

EUROPE—ZB2AO writes, "The best way to QSL me is to mail cards with two IRCs each and I will reply by air. Otherwise my QSLing is handled through the RSGB bureau. After six months at Gibraltar I've received only 400 cards in response to a thousand sent out, so I now QSL only on receipt. Cards for any ZB2 can be sent through ZB2A, our QSL clearinghouse." . . . WB6MEQ reports 100-per-cent QSL response from the UB5 gang, at least from the first few worked. . . . W2CG protests, "In the last few years numerous requests have been sent to me with QSLs for forwarding to HV1s CL, CN, LA1BC/p, etc. I would appreciate a note in *QST* to the effect that I regret I do not handle and have no contact for such QSL service." You rare ones employing W2CTN's generous QSL facilities should send Jack's call more carefully. . . . SV0WL (K0KTY) questions the legitimacy of the SV1WW pictured in last July's "How's", pointing out that the calls of Greek nationals so far go only from SV1AA through BK. We've seen WB2FAIK's QSL from SV1WW, however, plus the latter's statement that authorities changed his call from SV1AL to SV1WW in December, 1963. Can't blame SV0WL for being leery, for he states, "This area is full of pirates. One of them has been using my call for about three years now, and I have a thick stack of QSLs and s.w.l. cards to prove it. Lately someone has been putting

it out that SV0WL (me) is QSL manager for one ZA1AD. 'Tain't so — must be friend 'Jimmy' again. We even have pirates on the broadcast band around here!" . . . "All QSLs for M1N go direct to W6JFJ," instructs the latter. "An attempt will be made to QSL 100 per cent either via established QSL bureaus or via QTH listings in DX columns. Otherwise I must wait for QSLs to obtain QTHs. At present I'm working in the Paris area and will not return to California until March. QSLs will be sent at that time."

SOUTH AMERICA—Everybody's having fun with S another fresh prefix, 9Y4 for Trinidad & Tobago. The suffixes on such calls appear familiar, so apparently you can count on, say, 9Y4VP being ex-VP4VP with QTH remaining the same. Sav, where do we go from 9Z9? 0A1? . . . LU4DMG desires IRCs and s.a.e. from those seeking his services in dispensing QSLs for South Shetlands and South Orkneys LUs 1ZA 1ZC 2ZA 2ZC 3ZA and 3ZC.

HEREABOUTS—Quite a few "QSLers of the Month" this month, all praised for particularly prompt pasteboard production by "How's" contributors Ws 1CSP 1ZLX 70PK 8YGR 60AM, K8BCK, WAs 2LDX 40MX 5FID 7BOA 7BOB 8MAT 9BGK 9HT, WBs 2NLH 6MEQ, and monitor W. Kilroy: BY4SK, CN8AW, CO-21L/CO4, CR7IZ, DM2BDD, EAs 4CR 6BD, LP2AS, ET3USA, FL8RA, FO8BI, Gs 30ZP 6RJ, GC2PMV, GD3FXN, GI3OQR, GMs 2HCZ 3AWW 3C4X, HA2ME, Hks 3ASK 3RQ 4JC, 11CSA, K6QYK/VO3, KC6S2, KG6s IF SZ, KV4AA, LAs 1K 4QJ/p, LJ2T, LU9AC7, LX1PO, MP1TBO, ON5ZO, OX5CF, OY1X, PY2BZD/b, TG8CJ, TJ4C, UA2AO, UB5KJE, UM8AP, UW9DP, VE3CVL/SU, VK3ALL, VPs 2AR 2GAZ 2KJ 6PJ 9EU, VQ9HB, Ws 2BZ 4CR 4ED, VS9MP, VU2s GW JA, XE1JJD, YA1AN, YNs 1JLA 3KN, Y08CF, YS1FE, ZB2AL, ZD7IP, ZE4JS, ZL3VB, ZP3AL, ZSs 6JK 8K, 5A5TL, 5H3JR, 5W1AZ, 606BW, 6Y5BB, 9G1FQ, 9M4s JY MT, 9Q5PA and 9Y4VT, as well as QSL helpers Ws 2CTN 2GHK & team, 3HNC 4ECI 4HKJ 4SSU 6RGG, Ks 3U1Y 7UCH 9BPO, WAs 2EFN 4STL 8CXy 8GUA and DJ4OP. Any surprisingly swift QSLers you want applauded here? . . . 4tp! W3URE hunts QSL hints on T78AL of '63: W8RMI ditto re XW8BF; K8BCK likewise about tardy KW6EF, TAJIR, VPs 21H 4LC; K8VRP is frustrated by HAIVE, VOIBA, VPSRH; WA8MAJ yearns for a PX1AG postcard; WA9BGK is bugged by balky CE9AB, P81TU, KC4USB; W6CVZ, W6LJJ and others are curious about 7G1A confirmations. Suggestions, anyone? . . . Ks 7BHJ 8ULR, WAs 8LAN and 9IBT volunteer their services as QSL tenders for overseas ops in need of such assistance, and the rarer the better. . . .



UA3BK of Moscow works his share of c.w. DX near 14,030 kc. Felix gets on most often around 1400 GMT. (Photo via K8SSY)

W40MW says that s.a.s.e. is much appreciated with each VP5BH application. All QSL agents rate this courtesy, as a matter of fact, unless otherwise specified. . . . WA4UMX reports that W3INI came back home from autumn contest work at VP9EU with a first-class QSL task. Got right on it, too. . . . He advised that each of the following postal suggestions is necessarily neither official, complete nor accurate. . . .


CE0AC, Box 5050, Easter Island
CR3KD (via REP)
CR7IZ (see preceding text)
EA9IC (via URE)
EL2D, A. Vinicombe, Box 98, Monrovia, Liberia
EP2AX (via K10EI)
ex-FO8BI (to F2HAM)
HS1s CW, S (via W1BVP; see preceding text)
K1AL/KL7 (via W1BVP)
K4CKP/KH6, T. Ibbard, 213 Tenth St., Hickam AFB, Hawaii
K4JPA/KS4, R. Fausett, P.O. Box 1148, Miami 48, Fla.

KR6JZ (via W2CTN)
KV4CI (via W2CTN)
KX6SZ/Ebon, Pasme Foundation, P.O. Box 2025, Castro Valley, Calif.
 ex-**KZ5TD** (to W2ZHN or via ISWL)
LUI1-2-3ZA, LUI1-2-3ZC (via LU4DMG)
MIN (to W6JFJ)
MP4BFH, R. Francis, P.O. Box 14, Manama, Bahrain, Persian Gulf
OA5AO (via K4OED)
OK1XM, F. Venel, P.O. Box 69, Praha 1, Czechoslovakia
OK2QR, R. Staigl, Napajedla, okr. Gottwaldov, Czechoslovakia
PJ2ME (via W2CTN)
 ex-**SV0WBB**, L. Dugan, WA8IMC/5, Rte. 1, Box 115A, New Boston, Texas, 75557
TN8AF (via REP)
TY3ATB, J. Boucher (VE2ATB), P.O. Box 370, Cotonou, Dahomey (or via VE2ANK; see preceding text)
TZ5H, c/o Hammarlund DXpedition, Box 7388, GPO, New York, N.Y., 10001
UA1KED, c/o E. Krenkel, RAEM, Chapligstr. 1a, Moscow, U.S.S.R.
UB5KJE, Kholmelnitsky Radio Club, Kholmelnitsky, Ukrainian S.S.R., U.S.S.R.
VE1AED/SU, W. Frost, Base P.O. 5049, Beirut, Lebanon
VP2AA, Public Works Dept., Antigua, B.W.I.
VP5BH/mm (via W4OMW)
VQ8BFA (via G8KS)
VQ8BJ, J. Lagesse, Cere St., Curepipe Rd., Mauritius
VR2WE (via W4ECI)
VR4CR, A. Carter, Box 49, Honiara, Solomon Islands
VR5AB (via W4ECI)
VS9OC, Lt/Cpl J. Smart, AFS Det., RAF Masirah, BFPO 69, London, England
W9WNV/ZM7 (via W4ECI)
W0YKD/KS4, A. Radosevich, P.O. Box 1148, Miami 38, Fla.
XEL (to W2SAW)
XTHH, c/o Hammarlund DXpedition, Box 7388, GPO, New York, N.Y., 10001
YAIAW (via K5GOT)
 ex-**YK1AT** (via OK2QR)
ZD7IP (W/Ks via K2IIVN)
ZD7RH (via G2IO)
ZS8G, P.O. Box 379, Maseru, Basutoland
4WISS (via R8GB)
4X4VG (via K9DKU)
5A3TX (via W3HNK)
5T7H, c/o Hammarlund DXpedition, Box 7388, GPO, New York, N.Y., 10001
7O7BN, P.O. Box 51, Blantyre, Malawi
7X2PY (via ARA)
9Y4s DS VT VU (see preceding text)

The preceding rundown results from the collected notes of Ws 1BGD 1CNU 1CRA 1ECH 1WFO 1ZJE 2APII 7AYC 7VRO 7WLL 8YGR 9NN, Ks 3SWW/KG6 8BCK 8VRF 8YSO 8PPL, WAs 4UMX 5EID 6GLD 7BOA 7BOB 8OUM 9BCK 9IBT, WBs 2NLH 6MEQ, VE2ANK and W. Kilroy, plus excerpts from DARC's *DX-MB* (DLs 3RK 9PF), DX Club of Puerto Rico *D Xer* (KP4RK), Far East Auxiliary Radio League *News* (KA2LL), Florida DX Club *D X Report* (W4LWV), International Short Wave League *Monitor* (12 Gladwell Rd., London, N.8, England), Japan DX Radio Club *Bulletin* (JA1DM), Long Island DX Association *D X Bulletin* (WB2HXD), Newark News Radio Club *Bulletin* (L. Waite, 39 Hannum St., Ballston Spa, N.Y.), North Eastern DX Association *D X Bulletin* (KIIMP), Northern California DX Club *D Xer* (Box 608, Menlo Park, Calif.), Ontario DX Association *Long Skip* (VE3EXR), Puerto Rico Amateur Radio Club *Ground Wave* (KP4DV), VERON's *D Xpress* (PA4s FX LOU TO VDV WWP) and West Gulf DX Club *Bulletin* (W5IGJ). Got some grub for this tub, OM?

Whence:

AFRICA — "I've been licensed since mid-November," informs VQ8BJ of Mauritius. "I use a Ranger I, CR-150 and RA-1 receivers, and the antenna is a homespun ground-plane. I watch for the U.S.A. on 14,010-14,060 kc, nearly every night at 1600-1900 GMT." — VE2ANK says TY3ATB (VE2ATB) runs a 328-1, 75S-3B and TA-33 jr. in Dahomey. — G2IO's friend ZD7RH (G3FNE) is equipped with a KW-2000 shifter/ender and an assortment of aerials including a TA-33, G5RV design and Joystick. — EA9IC (EA7JQ) tore up large chunks of 14 Mc. from Infni in December with a TR-33 and vertical. Colleague EA3OT intends to try his luck in Rio de Oro soon. — VP3CW may sign ZD8C for a while with the U.N. in Gambia. — W4BPD triumphantly checked into New York City in December after closing his 1965 multicountry tour with XT2H, 5T7H and TZ5H eruptions. Now how about a *Geminu* job, Gus?
ASIA — "YAIAW will be in Kandahar for about ten more months," states K5GOT. "He's on single-sideband with a Swan 350 and G4ZU-style antenna."




ITALI gets around southern Europe with portable DX gear. Here's Dom signing ISITAL on a recent jaunt to to Sardinia. (Photos via W4VPP)

"KA5DG is now QRT, so the only active KA5s are KH, club station MC, RC and myself," writes KA5ZS (W6UWL), who spends much time in Vietnam. "KA5RC expected to go to Saigon around the first of January. As of now Vietnam's government still nixes amateur operation." — On the good news side, W1BB has it that KA2JA and possibly other Yanks in Japan now are authorized 200 watts on 1910 kc. Might be a real jam-up on that notch. — JAs IAP 1BK 1CFD 1CO 1HG1Y 1BX 1YL and 6AV helped entertain W6KZL on his recent business visit to Japan. "Talked to the whole L.A. gang from JA1BK," Glen tells W1WPO. "Sure was a kick to hear those Sixes from the other end for a change." — JAs must have the best DX locations in the world," figures WB6MEQ. "They roll in here almost any hour of the day and all hours of the night on several bands. Thirty- or 40-watt JAs seem to get through when UAs, KR6s and HMs with more power do not." The Caribbean area seems to be the toughest region for JAs to work. They really flip when FG7 FM7 FY7 HI and VP customers are around. — W7VRO finds that HM1AB likes to sign HM9AB from Jeju Isle on occasion, 15 and 20. — 4X1VG's homebuilt 60-watt c.w. outfit keeps Q81 manager K9DKU hoppin'. Moshe likes a daily 1400-1700 GMT session on 14 or 21 Mc. and also works s.s.b. from his club station. — K1ALL will be signing HS1s CW and S for another year, according to W1BVP. Art hopes Thailand will release itself from International Telecommunications Union banned-country status before QRT time. — SJ1RL may shut down at Showa base this month. — UV2s AK and NR are said to be cooking up a goodie.

OCEANIA — FO8BI knocked off for France and F2HIM before Christmas, observes W7AYC. "The DX frat loses a good 7-Mc. Tahiti contact." WB6MEQ agrees: "FO8BI was a very active multibander who seemed to like working W/Ks. FO8AA's new half kw., on the other hand,

VU2LWZ of Bombay, bearing the three-letter "Z"-ending suffix of India's novice class, started out with a 6AG7-1625 rockbound 15-watter on 14,020 kc., a BC-348 receiver and Window wire. Ashok may be full-fledged VU2LW by now, mostly active at 1500-1600 GMT on 20. (Photo via W6EFV)



1966 French Contest

C.W. 1400 GMT January 29 to 2100 GMT January 30.

PHONE 1400 GMT February 26 to 2100 GMT February 27.

VHF 1800 GMT May 7 to 1800 GMT May 8.

Exchange report and QSO number. French stations will give their Department number after their call. Score three points per QSO multiplied by the total of all multipliers. Mail log promptly to R.E.F., B.P. 42-01, Paris R.P., France.


is hard to raise." YL WA1EPM says VK3AJX likes to roll his own, breaking into the game on 40 and 80 c.w. with a 60-watt 6146 job, and now constructing a 150-watt sideband sender VK1s AU JG VK VP and VK4YQ/1 sport sideband in Australia's Capital Territory After Ebon atoll, those cruising Colvins, W6KG and XYL, aimed for Nauru DXcitement "WA1BOK/KG6 is another active here," reports Guam's K3SWW/KG6. "DX has been quite good lately on 20, and 15 is picking up nicely for my 180 watts. I've had the pleasure of working a few Novices on 21 Mc. recently. Lots of patience is required, and I have respect for the newcomer who has enough sense to ask for QRS when necessary." W8YGR mentions the stout 8-watt c.w. signal of VK3NC on 20. A quad is the answer W7s FKS and UJ sample DX life in KH6-land with an SR-150 on 14-Mc. voice and code W9WNV's Pacific DX junket with K7LMI touched Tonga (VR5AB) in mid-December after successful strikes at reefs Ebon (K7LMI/H8E) and Comoran (K7LMI/TI9C), then the Tokelaus (W9WNV/ZM17). Don and Chuck are really milkin' the old atlas.



EUROPE — K3CUI, through W1ECH of the League, forwards results of the May, 1965, Russian DX Contest, a c.w.-only affair. U.S.A. entrants finished in this order: Ws 1EVT 3WJD 3MSE, K1QFC, Ws 8VSK 4KXY 6LCX 4FRO 7NPU 2KIT, WB6HDE, Ws 7CGR 6JDT and K3CUI. Best global totals were filed by UP2NK, UW4HW, DM2AND, UO5BM, UA3UJ, UB5CE, 4X1WF, W1EVT, UA4CH and LZ1CW in that order. UA3KAB, LZ1KSV, UB5KAI, KH6EPW, UB5s KKI KBA, Y03KAA, UJ8KAA, LZ1KDA and UB5KIX paced multi-operated stations. Sponsoring CRC of Moscow says amateurs in 98 countries participated. They'll ring this thing again next May 7th-8th I8FGM's October activity by several 11s at Pontecchio commemorated Marconi's hamming there 70 years ago IT1ZGY tried his DX hand from HV1CN in October, and I1KDB presented I1KDB QSOs from Ischia isle shortly thereafter Plymouth Radio Club (G3PRC) put GB2USA on the air in December to celebrate the 345th anniversary of the new-world landing of the *Mayflower*. Zooka! how time flies The top ten single-op scores in last year's

TOPS C.W. Club 3.5-Mc. Contest were turned in by OK1s MG BY, OZ1LO, OKs 1AKQ 2QX, SM5s CCE DKII, OK1ZQ, OH2QV and UR2FR in that sequence. Multiop TOPS toppers: OKs 3KAG 1KKJ 2KOS 1KTL 2KFR 1KOK, LA1K, OKs 3KEU 1KDT 1KZF and DM6AA. These data courtesy club test manager G3IRM LA5FG writes, "Our club station LA1H has been on the air since 1958 for more than 14,000 QSOs, almost half of these with amateurs in the United States and Canada. Our venerable war-surplus rig took part in the Battle of Narvik a quarter century ago, and we also have a Swan 350. QSOs with LA1H seem in some demand for we are located north of the Arctic Circle. LA9OI is our most active operator." Queen Maud Land's O55RK provides Antarctica contacts around 14,100 kc. So does YK0KH, 14,282 kc., 1230 GAIT DARC's D X-MB indicates that G3CSP signs NS1A frequently on 160 aboard the *Caroline*, one of those free-lance offshore radio vessels perturbing European broadcasting authorities W6FJ managed some 400 noncontest-type QSOs as M1N last autumn despite sightseeing attractions in and around picturesque San Marino G3s KYII and NYA eyeballed with W1RFQ and other W/K friends on their visit to these shores in October WB6s CPE and GZM describe IT1AGA's daily c.w. activity at 1300-1700 and 2200-0200 in search of rare western U.S. counties ZB2AO's armament includes a Courier 200-watt transceiver, a 2-element Mosley beam atop a 60-ft-high building, and a 100-ft. wire for 40, 80 and 160 meters. "I'm trying hard for WAS but I pass up no rare DX," Dick writes. "Can't work eastward as I'm located on the west side of the Rock. There's quite a lot of Gibraltar action by ZB2s AG AJ AK AL AM AN and AP, plus club station ZB2A." Continental comment courtesy the clubs press: UW3XT lugged a sideband sender with him to F.J.L.'s UA1KED in December. . . . DX connoisseur G3FKM relieves G3HDA in the *NSGB Bulletin* DX column slot G3HS commences his year-long DXcursion as 6Y5H5, VRIII, etc., and G3NAC (formerly VS9AAA) wants to shock all from Rockall in April.

HEREABOUTS — H18XAL observes, "Dominican Telecommunications are very sympathetic toward amateur radio, the director being H18HPC and the technical director, H18PAJA. They are honoring the reciprocal operating agreement as signed last February. A U.S. citizen desiring to operate in the D.R. need only fill out a simple application form upon arrival, and turn it in along with three passport-sized photos plus one photostatic copy of his U.S. license. The usual ten-dollar fee is waived because FCC is not charging fees to Dominicans now operating in the U.S. under the agreement. A call in the 'X' series will be issued to the U.S. applicant with the letters following being the operator's initials if said letters are not already issued to someone else." Hammarlund's W2GHK calls attention to 1X-200 and DX-300 certifications sponsored by RCV (Venezuela), details available from the society's *Callbook* address, and you're also invited to check with HK3AFB concerning a "6NI" sheepskin based on contacts with six of a specific group of Colombian amateurs "The Mexican government issued forty XE9 licenses for the week end of November 19th-21st," disclose K6s ICQ and ICS (XE9s ICQ and ICS). Activity centered on Ensenada 6Y5BB, first licensed as VE3BCU in 1932, likes 20 and 40 c.w. from Jamaica where he's on the staff of Children's Hospital, Kingston. Doc expects to be on the air there for a year or so and runs 7060-kc. skeals with K2QIG/4 at 0900 GAIT, Fridays KP4COR (ex-W8FTD-OQ5RL-OQ9RL) works out well on 40 c.w. and phone using an old abandoned telephone wire for his antenna "This business of being on

UW9PT (left) and UA9OH are friendly DX rivals in Novosibirsk, Siberia, on 20 c.w. (Photos via W1s WPO YAM)






ZB2s AM and AO, left and right, help represent the Rock on 160 through 10 msters, c.w. and s.s.b. Mike, ZB2AM, often gives the top-band gang a juicy trans-oceanic target on 1828 kc. Dick, ZB2AO, daily strives to complete his Gibraltar sideband WAS on 14 and 21 Mc., also hitting 3.7 Mc. on hot week ends. (Photo via W1HG7)

the jump all the time surely raises havoc with one's WAS and DXCC pursuits." complains IIR2GK-TT2GK-K8Y VR. . . . WB6AIEQ finds that encroaching 42,000-volt power lines have chased low power DXpert W2QHII out of the lower layers. . . . CO2DL tells WA9BGK he hopes to repeat his CO2DL/CO1 ventures now and then, and WA4UMX notes OK3MM still punching brass as CO2BO at year's end. . . . According to member WA4YDR, McGill Institute Radio Club of Mobile numbers many DX enthusiasts among its forty members. Club station WB4ANP cuts a wide swath on 21-Mc. phone and c.w. . . . "Really miss that far north DX set-up," declares VE7IG, formerly VE8RG. "Hope to return there this summer to operate as VE7IG/VE8." . . . Ontario DX Association brass includes VE3s BWY (ex-G6WY), pres.; UR, v.p.; DDR, treas.; EWW and CKW, secs.; and EXR. Long Skip editor. . . . "Received orders to return to the U.S. in December," discloses KZ5TD, now W2ZHN, erstwhile ARRL C.Z. SCAM. . . . K3KMA's RME-69 ain't no antique yet, he declares, pointing to good DX and contest results with modest power and skyhooks. Bob also has a functional SW-5 in stock. . . . W2COT enjoyed a recent visit to Trinidad and 9Y4TO. . . . WN8QJK needs those two toughies, Africa and Asia, for his 21-Mc. WAC. . . . PJ2s CE, CO, CU, CW, CZ and PJ3CJ visited sailor K4MSG aboard USS *Belmont* when the ship docked at Willemstad last October. Slim says PJ2CZ has a c.w. net going around 7065 kc. and also likes 10's low edge. . . . W1AYK (K2UPD) will offer Vermont to the overseas crowd near 7030 and 14,030 kc. during the current ARRL DX Test, also in the Vt. QSO Party on the 19th-20th of this month. . . . ARRL Official Observer K7BIIJ says key clicks and chirps are still a problem on c.w. bands. Sometimes even your best friends won't tell you. . . . "We agree that DX contests are a great way to grab new countries," chorus WA7s BOA and BOB. . . . K8YSO says big-sig VESUS does a booming trade with WAVE hunters on 15 and 20 meters

. . . . The Globe Scout of W8YKD/KS1 and K4JFA/KS1 introduced a whole new generation of DXers to Swan Island on 14-Mc. phone. . . . W2SAW, K2LAF, WA2s HOK and WV1 supplied snapped-up Socorro QSOs in December with simultaneous c.w. and s.s.b. performances as XE5BL. . . . The 15th of next month is the deadline for filing entries in Long Island DX Association's 1965 DX marathon which wound up with the old year. You may have a better grab at glory than you think — rush your entry inquiry to LIDXA Contest Committee, P.O. Box 599, Lynbrook, N. Y., 11563. QST



ZP9AY's 160-meter QSO with W1BB/1 a year ago apparently was the first Paraguay-U.S.A. 1.8-Mc. contact of record. Robert's call, of course, is well known on higher DX frequencies. (Photo via W1BB)

Strays HOW

The Federal Communications Commission has launched an intensive program to recruit graduate electrical engineers in grades 5 and 7 for career opportunities in the Washington area and for the Field Engineering Bureau in positions located throughout the United States.

The breadth of FCC projects — national, international and space — requires diversified skills of electronic engineers. The level and variety of assignments provide familiarity with almost every concept of modern electronic development. Satellite relay of radio signals has extended FCC interests to space communications. Our electronic engineers study the needs of and prepare frequency allocation and assignment plans for the various radio services; engage in research to keep informed on technical development; study new uses for radio; analyze the proposal of applications for wire and radio communication

facilities; monitor the radio spectrum to see that radio station operation meets technical requirements; inspect radio stations of all types; locate and close unauthorized transmitters; and obtain and analyze technical data for Commission use.

Working on tomorrow's technology in the broad and challenging field of communications provides many opportunities for professional development. Careerists "with promise" are offered opportunity for further training and development by means of: (1) guided on-the-job training and specially planned work assignments providing professional growth; (2) inter-governmental training programs; and (3) special training at outside academic institutions.

You may apply to the Commission by sending a Form 57, obtainable from your local post office, to Director of Personnel, Federal Communications Commission, Washington, D. C. 20554.



Operating News



F. E. HANDY, WIBDI, Communications Mgr.

LILLIAN M. SALTER, WIZJE, Administrative Aide GEORGE HART, WINJM, National Emergency Coordinator
ROBERT L. WHITE, WIWPO, DXCC Awards ELLEN WHITE, WIYYM, Ass't. Communications Mgr.
GERALD PINARD, Club Training Aids PETER CHAMALIAN, WIBGD, Communications Asst.

Conditions Good on 160. This month may we start off with a timely reminder. The *Top Band Test* mentioned in these columns in December *QST* has February 6 and 20 periods to come! In the December 5 opener, many amateurs were heard overseas in transatlantic work. Some had not made it on this band heretofore. G-GI-DL-OK-PA-KV-VO-HK-ZM and FI were some of the prefixes to be worked. The number of stations worked by WIBB/1 was by early December, up 25% compared to the previous year, 87 in 16 countries. KA2JA has reported that American military personnel in Japan now have been authorized the use of 1910 kc. and 200 watts, so no telling what the whole season will bring for 160-meter workers.

V.H.F. Nets Advancing. Are you enjoying some v.h.f. capability as part of your station work? If not, we think '66 is time for it. Six-meter and two-meter traffic work is on the increase. West Virginia also is considering the use of 29.6-Mc. f.m. for a state-wide ARPSC Net in addition to the local nets using 29.6 Mc. ARRL's Net Directory this season shows 108 registered six-meter nets, 95 two-meter nets and 56 ten-meter nets. The larger number of these cover

whole counties, some cover cities and some regions. ARRL would like to see *every county in the nation* have v.h.f. net coverage.

Among others the "Friendly Net" under W2ZI and W2PEV and the New Jersey Six and Two under K2VNL continue to provide reliable day-to-day traffic outlets for NNJ operators. W2GQZ through 2RN provides the long distance NTS connections every net with local and regional coverage needs. There are scores of v.h.f. nets, as above indicated, and we hope an excellent one in *your* ARRL Section that you can join. May we suggest that where there's little or no v.h.f. netting, or no regular net to report to, with a balance between fun-and-traffic, to inquire of your SCM or local Emergency Coordinator. Get information on the two- or six-net you can report to, or get about organizing one. To organize best there should be a leader. If none, then volunteer, if you feel capable, or recommend to your SCM a Tech or General or Advanced Class operator for a V.H.F.-PAM. Each such SCM appointee should go about planning, establishing and extending what is being done in practical traffic and emergency communications on v.h.f. Network operation is covered on page 13 of *Operating an Amateur Radio Station*.

Leadership Appointment Applications and Recommendations. V.H.F.-PAMs and RMs function as Net Managers. We hope all these will extend present netting facilities and coverage by studying their state and county coverage and inviting new active stations at points needed. Likewise existing nets should be

FREQUENCY MEASURING TEST FEBRUARY 11 (GMT)

ARRL invites every amateur to try his hand at frequency measuring when W1AW transmits signals for this purpose starting at 0230 GMT, Feb. 11. **CAUTION:** Note that since the date is given in Greenwich Mean Time, the early run of the frequency measuring test actually falls on the evening previous to the date given. *Example:* In converting, 0230 GMT Feb. 11 becomes 2130 EST Feb. 10. The signals will consist of dashes interspersed with station identification. These will follow a general message sent to help listeners to locate the signals before the measurement transmission starts. The approximate frequencies used will be 3514, 7060 and 14,086 kc. About 4½ minutes will be allowed for measuring each frequency, with long dashes for measurement starting about 0236. It is suggested that frequencies be measured in the order listed. Transmission will be found within 5 or 10 kc. of the suggested frequencies.

At 0530 GMT, February 11, W1AW will transmit a second series of signals for the Frequency Measuring Test. Approximate frequencies will be 3524, 7086 and 14,147 kc.

Individual reports on results will be sent to all amateurs who take part and submit entries. When

the average accuracy reported shows error of less than 71.43 parts per million, or falls between 71.43 and 357.15 parts per million, participants will become eligible for appointments by SCMs as Class I or Class II OOs respectively.

This ARRL Frequency Measuring Test will be used to aid qualification of ARRL members as Class I and Class II observers. Present observers not demonstrating the requisite average accuracy will be reclassified appropriately until they demonstrate the above-stated minimum required accuracy. Class I and Class II OOs must participate in at least two FMTs each year to hold appointments. SCMs (see listing, page 6) invite applications for Class III and IV observer posts, good receiving equipment being the main requirement. All observers must make use of cooperative notices, reporting activity monthly through SCMs, to warrant continued holding of appointment.

Any amateur may submit measurements on one or all frequencies listed above. No entry consisting of a single measurement will be eligible for *QST* listing of top results. Listing will be based on over-all average accuracy, as compared with readings made by a professional lab.

encouraged to step up operations, we think, to more days each week. Each such net with less than state-wide coverage definitely needs to find members who can take part also in a section's state-level net. This permits communications to be transferred to and from the National Traffic System so we have a fully integrated amateur network. Emergency Coordinators also are organization leaders needing nets. Active leadership is called for. Club recommendations and inquiries from individuals who can accept EC and V.H.F.-PAM posts are earnestly solicited. See your SCM's address on page 6 of *QST*. Let's make 1966 a year of real organization progress in our netting.

About Net Registrations. A net has to be purposeful and dedicated to either a traffic or emergency objective to warrant ARRL net registration. We suspect that there are quite a number of additional nets to the approximately 260 mentioned above that qualify for registration. May we ask not only v.h.f. nets but *all* nets with traffic or emergency capability to become part of our net-registration. Ask for CD-85, so headquarters may send this registration form.

Starting a V.H.F.-Net Program. Those 75- and 80-meter skip problems stay with us. One of the best suggestions to beat old man SKIP is to create a v.h.f.-traffic facility where there is now none. This month we want to excerpt some points on how to do this from a Newsletter by the North Carolina SCM, W4BNU.

(1) Present h.f.-net members should acquire and establish v.h.f. standby gear for liaison with v.h.f. netting groups.

(2) Carry some of your short-haul traffic to the v.h.f. nets; supplement what they originate to give v.h.f.ers a chance to learn to handle traffic.

(3) Establish new v.h.f. nets that handle traffic, preferably on a more than once-a-week basis.

(4) The above sounds like a big order, and it is. It can't be accomplished in a week or ten days either. The main thing is to get the ball rolling. Start using the v.h.f.'s for traffic. You will be surprised at how it will grow. . . .

Our working net has about ten or twelve fixed two-meter stations plus seven two-meter mobiles in AREC here in town. I have personally logged QSOs with 152 different two-meter stations from Hickory in the west to Raleigh in the east, from Virginia to the north and Georgia to the south. We work them with less than ten-watts input to a 2E20 and a seven-element beam. . . . It can be done. We suggest that dedicated traffic men add some v.h.f., and take traffic there. All who can should assist v.h.f.ers to know and enjoy the ways of traffic nets. V.h.f. men might demonstrate to traffickers how they can circumvent "skip" and make the v.h.f.s something to talk about for Public Service, too.

Some Section News. In Kentucky the SCM had a Net Manager's meeting with his new leadership personnel.

W4BAZ (RM) is assisted by WA5TPB who is RM for KSN, Kentucky's Slow-Speed Net. WA4DYL is in the parallel KYN post. The V.H.F.-PAM, K4KZH (Louisville), is making every effort to expand v.h.f.-net coverage to metropolitan areas such as Louisville, Frankfort, and Lexington as well as areas that are not toll free from those cities. Lexington will have a new V.H.F.-PAM, to provide for interchange of traffic (a principle all nets must have for station-wide, and nation-wide connections). A KSN operator is designated to report into the other net prior to KTN's operations nightly.

In Oklahoma, Tulsa reports developing a new AREC kit. In the Tulsa (Okla.) set-up K5ZCJ has three alternates,

A.R.R.L. ACTIVITIES CALENDAR

(Dates are shown in GMT)

Feb. 4: CP Qualifying Run — W6OWP
 Feb. 5-20: Novice Roundup
 Feb. 11: Frequency Measuring Text
 Feb. 12-13: DX Competition (phone)
 Feb. 16: CP Qualifying Run — W1AW
 Feb. 26-27: DX Competition (c.w.)
 Mar. 3: CP Qualifying Run — W6OWP
 Mar. 12-13: DX Competition (phone)
 Mar. 17: CP Qualifying Run — W1AW
 Mar. 26-27: DX Competition (c.w.)
 June 11-12: V.H.F. QSO Party
 June 25-26: Field Day

OTHER ACTIVITIES

The following lists date, name, sponsor and page reference of *QST* issue in which more details appear.

Jan. 29-30, Feb. 26-27: French Contest REF (p. 92, this issue).

Feb. 5-6: Tennessee QSO Party, Radio Amateur Transmitting Society (p. 106, this issue).

Feb. 19-20: YL/OM Phone, YLRL (p. 88, this issue).

Feb. 12-13: N. Y. C-L. I. QSO Party (p. 110, this issue).

Feb. 18-20: QCWA QSO Party (p. 73, last month).

Feb. 19-21: Vermont QSO Party, Central Vermont ARC (p. 118, this issue).

Mar. 19-21: Missouri QSO Party (next month).

WA5DBM, W5DFQ, and W5GZS. A folder entitled *Tulsa Emergency Plan* has been distributed to all concerned. It contains (1) A Tulsa City Map (2) a full AREC membership roster, giving Red Cross and c.d. telephone numbers. (3) For the 50-member amateur group the business and residence telephone numbers and addresses are given. Also for each there's listed data on bands, emergency generators and assignments. (4) The 5-page community plan gives full information on communications centers, as well as the h.f. and v.h.f. circuits. (5) A damage survey form and important how-to-report information pertinent to disasters is given. (6) A procedures plan is included for reference (station posting possible). A nice job ZCJ.

In West Virginia emphasis is on organizing for emergencies and traffic handling. The 29.6 Mc. f.m. coverage is tested once-a-week in Wheeling, 22 mobile and base station(s) drill and only the NCS for the week knows the simulated problem for a given early-evening. New Martinsville has 15 f.m. units. Fairmont five. W8IYD, V.H.F.-PAM at Wheeling, is commended for fine organization results. W8JIM (SCM) says 80-mile contact is reliable (any hour) Fairmont-Wheeling as well as mobile, Parkersburg to Wheeling.

In New Jersey (from the end-of-year report by SCM-W2CVW and SEC-K2ZFJ): "Those interested in traffic operation at Novice c.w. speeds are advised to use the Eastern Area Slow Net, 3748 kc. It meets at six p.m. local time daily. For intermediate speeds, use the Empire Slow Speed Net, 3590 kc. also at six p.m. . . . PRESET was a joint simulated emergency test exercise with NYC-LI, based on a simulated hurricane. The successful test was due to the fine work of the Emergency Coordinators, also the excellent special-session coverage by NTS nets: NJN, NLL, NJPN, NJNN, NJ62, NYCLI VIII, ESS, NYCLIPN and 2RN . . . Let's Reenroll in '66. Talk up our organized program in your club this New Year. Demonstrate PICON by taking part in nets and ARPSC."

PICON Award. A PICON award has been available to each section of the Rocky Mountain Division for the past five years. The Director (W6BWI) evaluates the recommendations of the SCMs in the four ARRL Sections in

determining annual awards for meritorious and noteworthy service in the Public Interest by amateurs. Utah has led all sections, receiving four PICON awards, New Mexico is next with three, and Colorado and Wyoming amateurs have been recipients twice. Consideration for nomination is based on the performance of a beneficial public service in either a continuing manner or on a special occasion. Results must benefit someone *beyond* the amateur performing the services.

Working for License? Get our Novice Helps. This is the time of year when most up-and-coming clubs are starting a new series of *Licensing Classes*. Any club is invited to ask ARRL for "Suggestions for a Radio Course" (our outline to follow). Also any society's class-group theory instructor may receive on his specific request a copy of WA6VTL's "Licensing Classes," a compilation of instructor information. *What for the individual Novice* who is getting

ready to take the FCC-required exam and using *How to Become . . . and the License Manual?* The ARRL Communications Department has additional help for him. Ask for the Reference Guide and a schedule of WIAW's twice-daily code practice runs. There's no charge; we'll be happy to send you this information and advice on getting started.

About the Novice Roundup. The "NR" is our annual get-acquainted party for newcomers to amateur radio. It's for all active licensees, *primarily* for Novice, but also for the Novice to work back and forth with some General Class and other licensees. Use page 6 of *QST* as a check-off list of the *new states* that you will work. For all other than Novice licensees we suggest keeping your calls in the frequencies 20 to 30 kc. outside the Novice bands, so as not to add unnecessarily to the congestion there. Start a list of the Novices worked in the Feb. 5-20 Roundup. The rules in full appear on page 50 of January *QST*; let's have all scores, large and small reported. Only the Novice Operators, leading each ARRL Section, are, of course, eligible for the certificates. This is a real chance for Novices to see how well his first station can be made to perform.

The Frequency Measuring Test, Feb. 10. The League periodically sends signals from WIAW to permit individual operators to try their hand at accurate measurement of frequency. This February 10 (Feb. 11, GMT) brings one of those opportunities. Please see the detailed announcement elsewhere in these columns. If you have a 100-kc. standard or other type equipment especially for measuring, be sure to try it out in this activity. Five or six weeks after the FMT run, we will have compared your results with those of the frequency measuring lab retained to act as our umpire, and we'll send an Individual Report of your results giving the parts-per-million error average. Besides the aim to make all amateurs conscious of the precision that determines how safe or near one can operate with respect to the band edges, we hope some (who measure up well) may be interested in contacting their SCMs to qualify for Observer appointment. So we invite all who can to try the FMT. See what you can do in frequency measuring.

ARRL's 31st DX Competition. See January *QST*, page 59, for the full announcement of this popular activity. There's a Phone Section in both February and March (12th-13th) followed after a rest up period by a C.w. Section (26th-27th). Please note in the announcement that some new Log Forms and Prefix Check Lists have been devised as necessary and convenient for your use in the Test. Always an operating highlight, we'll be interested to see how the upward progress of the propagation cycle will affect use of the various bands this year. DXers overseas will be looking for Canadian provinces as well as for *new states* to advance their WAS standings. We have alerted the many clubs in VE-land to this. May we also appeal to amateurs

BRASS POUNDERS LEAGUE

Winners of BPL Certificate for Nov. Traffic:

| Call | Orig. | Recd. | Rel. | Del. | Total |
|---------------|-------|-------|------|------|-------|
| K00NK | 121 | 3050 | 3017 | 34 | 6222 |
| K6BPI | 97 | 3022 | 2440 | 182 | 5741 |
| W3CUL | 221 | 2408 | 2323 | 64 | 5016 |
| W4BCV(P) | 18 | 1348 | 1135 | 6 | 2507 |
| K6EPT | 12 | 968 | 670 | 248 | 2034 |
| K5TEY | 12 | 841 | 833 | 8 | 1694 |
| W6WFP | 9 | 704 | 661 | 43 | 1417 |
| WA2RUE | 82 | 692 | 550 | 49 | 1373 |
| W1PEX | 324 | 535 | 42 | 437 | 1338 |
| K2RQC | 6 | 650 | 619 | 7 | 1282 |
| K5VIG | 20 | 614 | 538 | 5 | 1177 |
| WA4SCK | 15 | 586 | 572 | 3 | 1176 |
| K6WAH | 119 | 512 | 503 | 9 | 1143 |
| W3EML | 27 | 586 | 484 | 19 | 1116 |
| W9JOZ | 32 | 498 | 407 | 1 | 1028 |
| W00HJ | 4 | 497 | 400 | 9 | 998 |
| W8RSY | 37 | 433 | 145 | 273 | 888 |
| W6ZJB | 67 | 382 | 354 | 28 | 831 |
| K9KZB | 21 | 403 | 396 | 7 | 827 |
| W8BJH | 22 | 397 | 351 | 46 | 816 |
| W6BBO | 69 | 386 | 320 | 8 | 783 |
| K6YVN | 13 | 393 | 355 | 23 | 774 |
| W1CRX | 90 | 326 | 281 | 17 | 714 |
| W6GYH | 60 | 317 | 296 | 12 | 685 |
| W6VNO | 20 | 316 | 316 | 0 | 652 |
| K8LNE | 1 | 314 | 297 | 8 | 620 |
| K6KSY | 153 | 191 | 264 | 0 | 604 |
| W0ZWL | 0 | 911 | 0 | 184 | 595 |
| WA5AUZ | 26 | 210 | 260 | 98 | 594 |
| W0LGG | 24 | 294 | 245 | 14 | 577 |
| W2ACH | 14 | 280 | 240 | 40 | 574 |
| WA6CBL | 53 | 252 | 240 | 12 | 557 |
| W2QF | 108 | 232 | 180 | 5 | 555 |
| W5OBD | 8 | 269 | 289 | 0 | 548 |
| WA9CNV | 13 | 331 | 145 | 54 | 543 |
| WA7EBR | 17 | 253 | 252 | 10 | 522 |
| K4EYV | 380 | 80 | 24 | 32 | 516 |
| W4FX | 4 | 249 | 248 | 3 | 504 |
| Late Reports: | | | | | |
| K2KQC (Oct.) | 9 | 495 | 472 | 10 | 986 |

More-Than-One-Operator Stations

| | | | | | |
|-------|------|------|------|-----|------|
| W6YDK | 8784 | 155 | 188 | 41 | 9168 |
| W8IAB | 683 | 1186 | 835 | 351 | 3055 |
| K6MCA | 80 | 1166 | 1108 | 58 | 2412 |
| KR6DI | 226 | 209 | 138 | 59 | 632 |

BPL for 100 or more *originations-plus-deliveries*

| | | |
|------------|------------|-------------------|
| K5MBK 227 | W6TXJ 129 | W8DAE 108 |
| W0HTO 177 | W3TN 127 | WA4NEV/4 107 |
| WA4AGH 152 | K9MR 122 | WB2EZY 105 |
| WA6MRF 152 | WA0JKT 122 | WA6HYU 102 |
| W4FP 151 | K9UTQ 113 | Late Reports: |
| WB6QMM 143 | VE3BIT 113 | W8CITY (Oct.) 144 |
| W4PQP 135 | W4DFU 110 | WA4TID (Oct.) 137 |
| K1CLM 130 | WA9GJU 110 | W6GYH (Oct.) 121 |

More-Than-One-Operator Stations

| | | |
|-----------|-----------|-----------|
| K4HJX 189 | KR6MB 134 | W0YO 114 |
| K8GGF 145 | | WB4BF 113 |

BPL medallions (see Aug. 1954, p. 64) have been awarded to the following amateurs since last month's listing: WB2DXA1, W4FX, W5OBD.

The BPL is open to all amateurs in the United States, Canada, and U.S. Possessions who report to their SCM a message total of 500 or a sum of origination and delivery points of 100 or more for any calendar month. All messages must be handled on amateur frequencies within 48 hours of receipt in standard ARRL form.

in those regarded as the "rarer" states to do their best to "give out" with contacts to our friends overseas at this time. For domestic participants of course it is the annual time for those who ordinarily pursue their DX in leisurely fashion to extend the DX countries-worked lists somewhat and to re-work some old DX friends overseas at the time we find some new ones for you. Good hunting!

—F. E. H.

ARRL DX COMPETITION

Just a brief reminder that January *QST*, page 59, carries the full explanation of rules for the classic ARRL DX Competition. Reporting forms are ready, have you requested yours yet?

Briefs

The November Field Day report erroneously listed a Class E score which should be attributed to WN7COB, not WN7LOB.



DX CENTURY CLUB AWARDS



From November 1 through November 30, 1965, DXCC Certificates and Endorsements based on contacts with 100-or-more countries have been issued by the ARRL Communications Department to the Amateurs listed below.

New Members

| | | | | | |
|--------------|--------------|--------------|--------------|-------------|--------------|
| W8BQH...233 | W6KNE...126 | K0DYM...108 | SP6GB...104 | DJ4PX...101 | W3AXW...101 |
| W1BFA...186 | SM6AFK...123 | W44NGO...108 | JA4CNS...103 | G3OZP...101 | DM2ANN...100 |
| VE3EDR...182 | VS9AWR...114 | DL9DH...107 | VE4SK...103 | HB9ZL...101 | K2US...100 |
| WB2MFX...177 | W3HTW...114 | JA2XL...107 | W8MR8...103 | K1ZHF...101 | K6EBB...100 |
| I1BAY...149 | II4VD...113 | W4WLF...107 | W4BXY...103 | K2UMM...101 | VS9AID...100 |
| TG9CZ...140 | G3GQJ...112 | HK3SO...105 | WA9IVL...103 | K7AHO...101 | W1ZLX...100 |
| W6LYC...135 | LA7VE...111 | DJ4FZ...104 | K1YFN...102 | K0HUU...101 | W9HTF...100 |
| OH3XZ...134 | W6NBU...110 | DM2AXO...104 | K9PTW...102 | KR6UD...101 | WA2CYQ...100 |
| LA7WI...128 | W48GUA...110 | OA4CG...104 | WB2BOM...102 | OE5CA...101 | |

Radiotelephone

| | | | | | |
|--------------|--------------|--------------|--------------|--------------|--------------|
| WA2WVL...205 | PY2CYK...149 | CR4AJ...113 | 5A4TK...107 | K0HUU...101 | K4YYL...100 |
| W8BQH...196 | WB2MFX...127 | IS1VAZ...112 | BK3SO...104 | VS9AWR...101 | K8QYA...100 |
| W1BFA...156 | OZ5OF...120 | YV6BR...112 | 9K2AN...103 | W7LEH...101 | WB2ICS...100 |
| | | LA7WI...110 | HK3AUE...101 | WB6GOV...101 | |

Endorsements

| | | | | | |
|--------------|---------------|--------------|--------------|--------------|--------------|
| W1GKK...340 | K9LUT...300 | OZ7BG...248 | K4ZCP...200 | W9YYG...161 | 9K2AN...132 |
| W6CUQ...340 | SM5CCE...300 | W2YCW...348 | W9ZTD...200 | OH3TA...160 | W7RVM...131 |
| W8JIN...340 | W1KXU...300 | DJ9GD...247 | W0CAW...200 | WB6AKZ...159 | W0OMM...131 |
| W1HX...331 | W3GJY...300 | K9WTS...243 | Z81NQ...200 | W4FNS...156 | K0GSV...130 |
| W2AYJ...331 | W51YU...300 | W6KNE...241 | W2RSJ...199 | WA4QRX...154 | W2KIT...130 |
| DL3LL...330 | W2BMK...292 | G5TU...240 | VE8BHS...193 | K2ZCD...152 | W4JD...130 |
| W2BOK...330 | W5KWS...292 | W4BKS...240 | VE3XK...193 | K4ZJF...152 | W4NTE...130 |
| W4GXB...330 | W8CUT...291 | WB2HXD...240 | K2OUS...192 | K6BIA...152 | W9ALP...130 |
| W0BFB...330 | KP4RK...290 | K6POC...240 | DJ1QP...190 | K8QYA...152 | WB2CKO...130 |
| W6KZL...321 | W9TKD...290 | W9LJU...240 | ON4ZY...190 | WA8GUN...152 | K0WTT...127 |
| W8WZ...321 | K2YXY...280 | EA4CR...234 | W4HOS...190 | W6TZN...151 | W6BLT...127 |
| K5BGB...320 | K5AAD...280 | W0WGF...234 | W4ORL...186 | OZ6RL...150 | SM6ARH...126 |
| K6EC...320 | W4JTL...280 | K4HZK...234 | VE3ACD...186 | W1MRQ...150 | HB9BN...125 |
| W1BAN...320 | SM5BPFJ...277 | W1ECH...230 | W7GJ...183 | W7GTS...150 | W6EGR...125 |
| W2GNO...320 | HB9MO...271 | DL9KP...226 | K5QVH...182 | W9BGX...150 | W0NCK...123 |
| W2RDD...320 | VE6TP...270 | Z1IAJU...226 | W4PZO...182 | W0LBS...150 | K6AJ...121 |
| W2TP...320 | W61BQ...270 | Z82U...222 | DL1CF...181 | WA41WC...149 | K0YTP...121 |
| W4LRN...320 | W9TQL...270 | K4EZ...220 | WA2RQG...180 | K4KIP...145 | K15CQ...120 |
| W0AJU...320 | W6ABA...268 | K8AJK...220 | DL1KS...180 | OZ2NU...144 | K4JSC...120 |
| J4IDM...311 | W6AGLD...262 | DJ5IM...216 | W6GSV...180 | K8DBW...143 | K4KLR...120 |
| K4TWF...311 | W81JZ...261 | K8SWE...214 | K4VMB...177 | W4HKQ...143 | K9QVB...120 |
| VE3BWY...311 | W9AZP...261 | LA5Q...212 | OE5EF...172 | W8TRN...143 | W1BGD...120 |
| K6KII...310 | SP8CK...260 | OK1MP...212 | WA2EFN...172 | WA4WTP...142 | W1YRC...120 |
| W2AEB...310 | W6PQT...260 | W3JW...212 | JA0AG...171 | K9DKU...141 | W3GJR...120 |
| W7CMO...310 | W5GSR...260 | K4CEB...211 | I4RS...170 | W2RIR...140 | W9QWM...120 |
| WZCQ...310 | YV5AE...256 | K4YFQ...208 | OE2EGL...170 | W7NPU...140 | SM3CJD...119 |
| W6HYC...304 | ZL4BO...253 | IIF...204 | V7NY...170 | WA4WAO...140 | K2MGM...110 |
| W1CBZ...303 | K6BPR...252 | WB0CT...203 | W7FUL...170 | WB6CFO...140 | K2MPS...110 |
| W6LN...303 | W3KDF...252 | W60MR...203 | W8BQV...170 | YU1AA...136 | K3FGO...110 |
| ON4BU...302 | W4VMS...251 | K0JPI...203 | W4ZLW...170 | OH5SS...135 | VE3PKL...110 |
| W7BTH...302 | DI1GU...250 | Z1LARY...202 | WA2RUB...170 | W0QEV...134 | W3MHR...110 |
| W7DLLR...301 | K1IGO...250 | W7PDK...201 | K8AXG...163 | K5BZU...133 | W6U8V...110 |
| W8QJR...301 | W1YYM...250 | K1LPL...200 | K2HVN...162 | K2DQJ...132 | WA4EPL...110 |

Radiotelephone

| | | | | | |
|--------------|--------------|---------------|--------------|--------------|--------------|
| PY4TK...330 | J4IDM...250 | W2YTH...220 | W2FXA...190 | VE3EDR...152 | K9WTS...131 |
| W1ONK...320 | W6BFSW...250 | WA5EFL...220 | W7DQM...190 | OZ7BG...151 | VE3EG...130 |
| W2RGV...310 | OA4PD...249 | SM5BPFJ...217 | PA9LOU...185 | 905AB...151 | W1FDD...130 |
| W8QJR...301 | W8EVZ...244 | W4VMS...217 | WB2EPG...185 | K4ZJF...149 | Z1LARY...129 |
| K1LXG...300 | DI1AA...243 | W4AVY...212 | K4KIP...182 | K8BDE...144 | K8BDE...125 |
| W1YU...300 | DJ3CF...242 | VE5LAM...211 | W8GLK...182 | WA6GLD...144 | K2DQJ...124 |
| W91LW...300 | W3AYD...241 | K6HZP...210 | K8AJK...180 | OH2XA...143 | WA4WAO...124 |
| W1JYH...290 | W9HP...237 | ZL4BO...210 | OK1MP...180 | K6BPR...139 | WA6WWG...124 |
| W6HYC...289 | VE6TP...232 | HB9PE...202 | V3ACD...174 | TG9CZ...139 | K6EC...123 |
| W0MLY...283 | W7QPQ...232 | DJ9GD...201 | I81R...173 | WA4WTP...138 | W2FJQ...121 |
| W7DLLR...282 | W9QUU...231 | W3MRU...200 | K4KB...173 | W6TZN...136 | VE3R...120 |
| G3HD...282 | OA4KY...230 | W6KUT...200 | IF1GAL...172 | K4PQV...135 | WA1AOE...120 |
| W0PGL...270 | W8CUT...230 | W9JT...200 | ZS1DC...163 | VE3BHS...135 | W5LZZ...115 |
| W2ODO...263 | K2YLAM...225 | W5DNL...197 | F2FO...162 | W3MYE...134 | W6PQT...114 |
| W2WAG...263 | W7BTH...223 | DJ5LA...196 | K8CII...160 | K4VMB...132 | CT1LN...111 |
| W81JZ...260 | W30BD...222 | W1RO...196 | W2CFB...160 | K0GZN...132 | FY2CTL...110 |
| W2ZTV...251 | W1HJB...220 | K1IMP...196 | W45BKB...160 | OH0NI...132 | WB2GRK...110 |
| | | W8WZ...191 | W6ABA...157 | | |

ELECTION NOTICE

To all ARRL members in the Sections listed below:

You are hereby notified that an election for Section Communications Manager is about to be held in your respective sections. This notice supersedes previous notices.

Nominating petitions are solicited. The signatures of five or more ARRL full members of the Section concerned in good standing, are required on each petition. No member shall sign more than one petition.

Each candidate for Section Communications Manager must have been a licensed amateur for at least two years and similarly a full member of the League for at least one continuous year immediately prior to his nomination.

Petitions must be received at ARRL on or before 4:30 p.m. on the closing dates specified. In cases where no valid nominating petitions were received in response to previous notices, the closing dates are set ahead to the dates given herewith. The complete name, address, and station call of the candidate should be included with the petition. It is advisable that eight or ten full-member signatures be obtained, since on checking names against Headquarters files, with no time to return invalid petitions for additions, a petition may be found invalid by reasons of expiring memberships, individual signers uncertain or ignorant of their membership status, etc.

The following nominating form is suggested. (Signers will please add city and street addresses to facilitate checking membership.)

Communications Manager, ARRL [Place and date]
225 Main St., Newington, Conn. 06111

We, the undersigned full members of the
..... ARRL Section of the
Division, hereby nominate
as candidate for Section Communications Manager for
this Section for the next two-year term of office.

Elections will take place immediately after the closing dates specified for receipt of nominating petitions. The ballots mailed from Headquarters to full members will list in alphabetical sequence the names of all eligible candidates.

You are urged to take the initiative and file nominating petitions immediately. This is your opportunity to put the man of your choice in office.

— F. E. Handy, Communications Manager

| Section | Closing Date | SCM | Present Term Ends |
|----------------|---------------|---------------------|-------------------|
| Idaho | Feb. 10, 1966 | Raymond V. Evans | Apr. 10, 1965 |
| Saskatchewan | Feb. 10, 1966 | Mel Mills | Dec. 17, 1965 |
| East Bay | Feb. 10, 1966 | Richard Wilson | Jan. 10, 1966 |
| Arizona | Feb. 10, 1966 | Floyd C. Colvar | Apr. 15, 1966 |
| Tennessee | Feb. 10, 1966 | William A. Seett | Apr. 15, 1966 |
| Alaska | Mar. 10, 1966 | Kenneth E. Koestler | Apr. 10, 1964 |
| Canal Zone | Mar. 10, 1966 | Thomas B. DeMeis | Resigned |
| Wyoming | Apr. 11, 1966 | Wayne M. Moore | June 9, 1966 |
| Louisiana | Apr. 11, 1966 | J. Allen Swanson | June 10, 1966 |
| Quebec | Apr. 11, 1966 | C. W. Skarstedt | June 11, 1966 |
| Maritime | Apr. 11, 1966 | D. E. Weeks | June 11, 1966 |
| E. Mass. | Apr. 11, 1966 | Frank L. Baker, Jr. | June 15, 1966 |
| South Carolina | Apr. 11, 1966 | Charles N. Wright | June 26, 1966 |
| Utah | May 10, 1966 | Marvin Zitting | July 15, 1966 |

ELECTION RESULTS

Valid petitions nominating a single candidate as Section Manager were filed by members in the following Sections, completing their election in accordance with regular League policy, each term of office starting on the date given.

Oklahoma Daniel B. Prater, K5CAY Oct. 11, 1965
In the Illinois Section of the Central Division, Mr. Edmond A. Metzger, W9PRN, and Mr. Kenneth Bauer, Bauer, W9WCQ, were nominated. Mr. Metzger received 1387 votes and Mr. Bauer received 514 votes. Mr. Metzger's term of office began Dec. 15, 1965.

1965 A.R.R.L. SWEEPSTAKES

High-Claimed Scores

Following are the high-claimed scores for the 1965 ARRL Sweepstakes Contest held in November. Included are only those claimed scores over 70,000 points (without bonus) received at Headquarters by December 15, our copy deadline. QST will carry the full official SS results as soon as checking is completed. The following figures show the score claimed, number of contacts and number of different sections worked.

| C.W. | W4RSW |
|--|--|
| W4KFC..... 153,327-848-73 | 74,277-107-73 |
| W2PVX..... 141,750-757-75 | K8OHJ..... 73,866-114-67 |
| W6GFIY ¹ 139,590-781-72 | W1BGD..... 73,292-502-73 |
| K8TIG ² 138,790-740-75 | W3GAU..... 73,182-401-73 |
| W7PDK..... 135,716-917-74 | W1RHH..... 71,923-508-71 |
| W3BES..... 129,393-711-73 | W6TVM..... 71,658-423-68 |
| K2EIU/5..... 124,598-675-74 | K1HTV..... 71,000-100-71 |
| W2VJN..... 123,950-670-74 | W7AHHI..... 70,525-402-70 |
| W9AQW..... 123,120-688-72 | K8HLR (K8HLR, WA8KYJ) 92,479-521-71 |
| K2DGT..... 120,250-650-74 | |
| W6RW ³ 118,252-799-74 | |
| W2ZALF..... 118,610-670-72 | |
| W9RHR..... 118,260-648-73 | |
| K5RHZ..... 113,778-641-71 | |
| W9RQM..... 109,591-603-73 | |
| K5OXX..... 108,180-605-72 | |
| W2NNL..... 106,355-511-70 | |
| W3MSK ⁴ 106,005-576-74 | |
| K4BAI..... 105,570-612-69 | |
| W7ZMD..... 100,101-558-73 | |
| W5PXN..... 99,110-591-68 | |
| W4BCV..... 98,568-687-72 | |
| K2KTK..... 98,057-561-70 | |
| W0AII..... 97,835-580-68 | |
| W4DVT..... 97,406-521-75 | |
| W4ZBLV..... 97,125-525-74 | |
| W3MSR..... 96,564-577-67 | |
| K8BPX..... 96,205-542-71 | |
| W3PZW..... 95,995-527-73 | |
| W9RCJ..... 95,630-524-73 | |
| W4BFA..... 95,115-563-68 | |
| W6BAKZ..... 94,935-547-70 | |
| K3QDD..... 93,840-546-69 | |
| K1WJD..... 93,323-542-69 | |
| K7TNW..... 92,122-531-71 | |
| W8VPC..... 91,889-505-73 | |
| K3GUR..... 90,825-519-70 | |
| W9GFF..... 90,094-481-75 | |
| W3YUW..... 89,595-545-66 | |
| K1YKT..... 89,172-510-70 | |
| W9EWC ⁵ 88,963-631-71 | |
| W3GRF..... 88,948-602-74 | |
| W0LSJ..... 88,856-653-68 | |
| W3FIS..... 87,685-494-71 | |
| K2AJA..... 86,562-458-70 | |
| W0TDR..... 86,400-600-72 | |
| W4JTA..... 85,215-499-89 | |
| K1ZND..... 85,215-494-89 | |
| W0JPH/5..... 84,671-511-67 | |
| W9LNQ..... 84,313-468-72 | |
| W0WME..... 83,530-450-72 | |
| W0YCR..... 82,875-514-65 | |
| W9AUM..... 81,735-505-65 | |
| W1WPO..... 80,247-584-69 | |
| W0YH..... 79,740-443-72 | |
| K5HRR ⁶ 79,570-464-69 | |
| K3KMO..... 78,594-457-69 | |
| W8CRD..... 78,575-449-70 | |
| W1WLZ..... 78,575-449-70 | |
| K7SNB..... 78,401-455-69 | |
| W1ECH..... 78,242-554-71 | |
| W0YYG..... 77,674-548-71 | |
| W6GEB..... 76,840-453-68 | |
| W9QQV..... 75,600-433-70 | |
| K4AEV..... 74,655-470-65 | |
| VE3BUS..... 74,497-452-66 | |

PHONE

| |
|---|
| W4RVV ⁸ 161,438-725-75 |
| W4KFC..... 157,837-706-75 |
| W4MCM..... 156,399-708-74 |
| K5RHZ..... 155,052-708-73 |
| W3GRF ⁹ 148,962-672-74 |
| W6GIVV..... 146,370-703-70 |
| K2EIU/5..... 145,688-652-75 |
| WA0EMS..... 145,013-636-75 |
| W2RLM..... 137,751-629-74 |
| W3RES..... 135,890-711-73 |
| K8DOC..... 134,946-678-68 |
| WA4NGO..... 133,663-926-73 |
| W9WQV..... 127,575-556-75 |
| W2NSD/1..... 123,662-850-73 |
| K8KJN ¹⁰ 121,050-538-75 |
| K3IYW..... 117,450-522-75 |
| K8TIG ¹¹ 116,220-506-85 |
| W7WLL..... 114,048-795-72 |
| W7AYY..... 111,362-515-73 |
| W9RQM..... 110,813-508-73 |
| K4BAI..... 110,160-510-72 |
| K3MNT/3..... 108,153-501-61 |
| W8LT..... 106,782-481-74 |
| W9AQW..... 106,029-544-66 |
| W3AZD..... 105,750-470-75 |
| W9YTT..... 105,060-520-68 |
| W7ZMD..... 100,590-492-70 |
| W0LBS..... 97,525-410-75 |
| K9ZBI..... 95,317-449-71 |
| W4PTR..... 94,860-560-68 |
| K8BPX..... 91,872-464-66 |
| W5MYM..... 88,638-416-71 |
| K5HWO..... 88,043-453-65 |
| W1RCD..... 87,624-609-72 |
| W2HJK..... 85,801-425-60 |
| W7CAL..... 84,246-437-66 |
| K6GII/0..... 82,518-407-68 |
| W9BLEW..... 81,685-386-71 |
| K2AJA..... 80,544-420-64 |
| W1FJJ..... 78,971-382-69 |
| W8DHL..... 75,969-367-69 |
| W9TQL..... 72,720-505-72 |
| W8CEA..... 72,450-322-75 |
| K3JYZ/3..... 70,972-343-68 |
| W4JJ..... 70,785-363-65 |
| K5LIS (W5s TZZ) PTV) 114,525-770-75 |
| K0UKN (5 oprs.) 108,186-749-73 |
| K0PAU (5 oprs.) 94,014-459-68 |
| WA9JCV (WA9s (QJT JCV NCS)) 74,960-429-50 |
| WA4RES (WA4s RER RRS) 71,400-355-68 |

¹ W6CUI, opr. ² W8CQN, opr. ³ K9ELT, opr. ⁴ W6HOH, opr. ⁵ WA4RPK, opr. ⁶ K9VIE, opr. ⁷ K9ABV, opr. ⁸ K3EST, opr. ⁹ K1ANY, opr. ¹⁰ K8MFO, opr. ¹¹ W8CZH, opr. ¹² K9KGA, opr.

C. D. ARTICLE CONTEST

A Communications Department article contest, a continuation of the very successful QST Article Contest during the 1964 anniversary year, needs your best ideas (in 800-1200 words) relating to League organization, clubs, training exercises, and operating techniques. Periodically, the best articles submitted for the "CD Contest" will be chosen to appear, with the winner electing to receive (a) a bound 1966 Handbook or (b) a QST binder, League emblem and the ARRL DX map.

CODE PROFICIENCY PROGRAM

Twice each month special transmissions are made to enable you to qualify for the ARRL Code Proficiency Certificate. The next qualifying run from WIAW will be made Feb. 16 at 0230 GMT. Identical tests will be sent simultaneously by transmitters on c.w. listed frequencies. The next qualifying run from WGOWP only will be transmitted Feb. 4 at 0500 Greenwich Mean Time on 3590 and 7129 kc. **CAUTION:** Note that since the dates are given per Greenwich Mean Time, Code Proficiency Qualifying Runs in the United States and Canada actually fall on the evening previous to the date given. *Example:* In converting, 0230 GMT Feb. 16 becomes 2130 EST Feb. 15.

Any person can apply. Neither ARRL membership nor an amateur license is required. Send copies of all qualifying runs to ARRL for grading, stating the call of the station you copied. If you qualify at one of the six speeds transmitted, 10 through 35 w.p.m., you will receive a certificate. If your initial qualification is for a speed below 35 w.p.m. you may try later for endorsement stickers.

Code practice is sent daily by WIAW at 0030 and 0230 GMT, simultaneously on all listed c.w. frequencies. At 0230 GMT Tuesday, Thursday and Saturday, speeds are 15 20 25 30 and 35 w.p.m., on Monday, Wednesday, Friday and Sunday, speeds are 5 7½ 10 13 20 and 25 w.p.m. For practice purposes, the order of words in each line may be reversed during the 5 through 13 w.p.m. tests. At 0030 GMT daily, speeds are 10 13 and 15 w.p.m. The 0230-0320 GMT runs are omitted four times each year, on designated nights when Frequency Measuring Tests are made in this period. To permit improving your list by sending in step with WIAW (but not on the air!) and to allow checking strict accuracy of your copy on certain tapes note the GMT dates and texts to be sent in the 0230-0320 GMT practice on those dates:

- Date Subject of Practice Text from Dec. *QST*
 Feb. 3: *Weak-Signal V.h.f. Reception*, p. 25
 Feb. 7: *From a MONITORING ENFORCEMENT Viewpoint*, p. 32
 Feb. 15: *SOME RANDOM THOUGHTS ON PUBLIC SERVICE*, p. 38
 Feb. 18: *Stunts you can do with Tape*, p. 44
 Date Subject of Practice Text from *Understanding Amateur Radio*, First Edition
 Feb. 23: *Transformer Coupling*, p. 39
 Feb. 28: *Power Amplifiers*, p. 40

OPERATOR OF THE MONTH

Have you thought back over the past month and picked out your nomination for "operator of the month?" (Considerations to bear in mind include a clean signal, good keying, careful enunciation, correct procedure, judgment and courtesy. The League's Operating Aid No. 11 lists further examples. Send your vote for "Operator of the Month" to the ARRL Communications Department.

During December the following additional amateurs were nominated in recognition of their extra skills and courtesies:

W1VG WA4HOM
 WA2GPT K4NSU
 WB2HZY K4WHW
 W2RHN WA5FNB
 W3FFZ WN8RNZ
 K3YMR WA9HSA



SUGGESTED

OPERATING FREQUENCIES

RTTY 3620, 7040, 14,090, 21,090 kc.

WIDE-BAND F.M. 52.525, 146.94 Mc.

GMT CONVERSION

To convert to local times subtract the following hours:

ADST -3, AST -4, EDST -4, EST -5, CDST -5, CST -6, MDST -6, MST -7, PDST -7, PST -8, Hawaiian -10, Central Alaska -10.

WIAW SCHEDULE, FEBRUARY 1966

The ARRL Maxim Memorial Station welcomes visitors. Operating-visiting hours are Monday through Friday 3 P.M.-3 A.M. EST, Saturday 7 P.M.-2:30 A.M. EST and Sunday 3 P.M.-10:30 P.M. EST. The station address is 225 Main Street, Newington, Conn. about 7 miles south of Hartford. A map showing local street detail will be sent upon request. The station will be closed February 22, Washington's Birthday.

| GMT* | Sunday | Monday | Tuesday | Wednesday | Thursday | Friday | Saturday |
|------------------------|--|------------------------|------------------------|------------------------|------------------------|------------------------|------------------------|
| 0030 | Code Practice Daily ¹ 10-13 and 15 w.p.m. | | | | | | |
| 0100 | | C.W. OBS ¹ | C.W. OBS ¹ | C.W. OBS ¹ | C.W. OBS ¹ | C.W. OBS ¹ | C.W. OBS ¹ |
| 0120-0200 ⁴ | | | 7.080 | 3.555 | 7.080 ⁶ | 3.555 ⁶ | 7.080 |
| 0200 | | Phone OBS ² | Phone OBS ² | Phone OBS ² | Phone OBS ² | Phone OBS ² | Phone OBS ² |
| 0205-0230 ⁴ | | | 3.945 | 50.7 | 145.6 | 1.82 | 3.945 |
| 0230 | Code Practice Daily ¹ 15-35 w.p.m. TThSat., 5-25 w.p.m. MWFSun. | | | | | | |
| 0330-0400 ⁴ | | | 3.555 | 7.080 | 1.805 | 7.080 | 3.555 |
| 0400 | RTTY OBS ³ | | RTTY OBS ³ | RTTY OBS ³ | RTTY OBS ³ | RTTY OBS ³ | RTTY OBS ³ |
| 0410-0430 ⁴ | | | 3.625 | 14.095 | 3.625 | 14.095 | 3.625 |
| 0430 | Phone OBS ² | | Phone OBS ² | Phone OBS ² | Phone OBS ² | Phone OBS ² | Phone OBS ² |
| 0435-0500 ⁴ | | | 7.255 | 3.945 | 7.255 | 3.945 | 7.255 |
| 0500 | C.W. OBS ¹ | | C.W. OBS ¹ | C.W. OBS ¹ | C.W. OBS ¹ | C.W. OBS ¹ | C.W. OBS ¹ |
| 0530-0600 ⁴ | | | 3.555 ⁶ | 7.080 ⁶ | 3.555 | 7.255 | 3.555 |
| 0600-0700 | | | 7.080 | 3.945 | 3.555 | 7.255 | 7.080 |
| 0700-0800 | | | 3.945 | 7.255 | 3.945 | 3.555 | 3.945 |
| 2000-2100 | | 14.280 | 21/28 ⁶ | 14.100 | 21/28 ⁶ | 14.280 | |
| 2100-2200 | | 14.100 | 14.280 | 14.100 | 14.280 | 14.100 | |
| 2300-2345 | | 7.255 | 21/28 ⁶ | 21.1 ⁶ | 21/28 ⁶ | 7.255 | |

¹ C.W. OBS (bulletins) and code practice on 1.805 3.555 7.08 14.1 50.7 and 145.6 Mc.

² Phone OBS (bulletins) on 1.82 3.945 7.255 14.280 50.7 and 145.6 Mc.

³ RTTY OBS (bulletins) on 3.625 and 14.095 Mc.

⁴ Starting time approximate. Operating period follows conclusion of bulletin or code practice.

⁵ Operation will be on one of the following frequencies: 21.075 21.1 21.41 28.08 or 28.7.

⁶ WIAW will listen for Novices on band indicated before looking for other contacts.

Station Staff: W1QIS W1WPR W1NPG. * All times/days in GMT, general operating frequencies are approximate.

• New Apparatus

Semtech "Slimpac"

THE silicon rectifier packages in Semtech Corporation's new "Slimpac" line are by far the smallest high-voltage units we have seen. Available with peak-inverse-voltage ratings from 5000 to 25,000 volts, each rectifier will handle 500-ma. average current and 50-amp. surge. Yet a "Slimpac" is only 1/2 inch high, 1/4 inch wide, and 1 to 4 inches in length, depending on the p.i.v. rating. The reverse current through the rectifier, when tested at the rated p.i.v., is less than 0.1 ma.

The rectifier is housed in a hard epoxy case, and is said to be corona-free and relatively immune to mechanical shock. Complete specifications on Sem-

tech's rectifiers are available in their Technical Bulletin No. H-46. Semtech Corporation is located at 652 Mitchell Road, Newbury Park, California. The price class for the SCH 5000 is \$6, and \$9 for the SCH 7500 shown in the photograph. — W1KLK.



Station Activities

• All operating amateurs are invited to report to the SCM on the first of each month, covering station activities for the preceding month. Radio Club news is also desired by SCMs for inclusion in these columns. The addresses of all SCMs will be found on page 6.

ATLANTIC DIVISION

DELAWARE—SCM, Roy A. Belair, W3IYE—SEC: K3NYG. RM: W3EEB. V.H.F. PAM: K3OBU.

| Net | Freq. | Local Time | Days |
|-------------|----------|------------|------|
| DEPN | 3905 kc. | 1800 | Sat. |
| DSMN | 50.4 Mc. | 2100 | Tue. |
| Dover 6 & 2 | 50.4 Mc. | 2000 | Wed. |
| KCFN | 3905 kc. | 1300 | Sun. |

K3YHR has been promoted to lineman with the local phone company. W3CZS and W3JFR are now on s.s.b. K3NYG is on 160-meter c.w. and s.s.b. with a 500-ft. long wire. W3DYG has the station completed for operation 80 through 2 meters. Traffic: W3EEB 217, K3YHR 20, K3NYG 10, W3ADYG 7, W3HKS 4, K3UXQ 2, W3IYE 1.

EASTERN PENNSYLVANIA—SCM, Allen R. Breiner, W3ZRQ—SEC: W3ELI. RMs: W3EML, K3YVQ, K3MYO. PAMs: W3SAO, W3BYH. The EPA Net reports QNI of 368 with QTC of 278; PTTN had QNI of 318 with QTC of 159; EPA Emergency Phone & Traffic Net had QNI of 294 with QTC of 116. K3MVO spent Thanksgiving with the children in Ala. 3RN NCS for Tue. and Wed. is K3KTH. By coincidence, K3KXJ's gym locker is 807! For the first time in years, Mae, W3CUL, has been left alone with the store. OM W3VR was sent on an emergency repair job in Hawaii. After a 9-year-leave, W3UYI is on the air with an HW-12. W3NHJ also returned to the QRM with an HW-12. We wish to QSL 88 messages from the following stations: K3RZE, W3FSV, K3KPV, W3COJ, K3BNS, K3YVQ, K3ZYT, W3BGN, W3BIP, K3HNP, W3WYD, W3GHA, W3CDB, K3HTZ, W3ISE, W3YUW, W3RES, W3KDF, W3KFO, K3JGC, K3MCO, K3ICT and W3KT. K3LNV has joined the instructors at Inglis House, Philadelphia. SEC W3ELI and W3WEU appeared on two radio shows discussing ARRL and ARPS. The Lancaster Radio Transmitting Society held a transmitter hunt in Nov. W3BBI says he cannot acclimate himself to 75-meter QRM. K3MEH visited K7UGA for some operating. K0WEU is a new resident in the Levittown area. K3NOX now has 80-meter RTTY going. Quakertown area organized the R.F. Hill ARC with W3PNL pres.; K3QZT, vice-pres.; W3EOU, secy.; W3SYC, treas.; W3BUR, act.

mgr. W3BSV and W3ESV are now General Class in the Hazleton area. The Hazleton ARC has started code and theory classes. W3EU has replaced the guy wires on his towers. There are no Emergency Coordinators in the following counties: Adams, Berks, Bucks, Chester, Columbia, Cumberland, Dauphin, Juniata, Lancaster, Lebanon, Luzerne, Monroe, Montour, Northampton, Northumberland, Perry, Pike, Schuylkill, Snyder, Sullivan, Tioga, Wayne, York and Wyoming. If interested, drop a line to our SEC, George Van Dyke, 4607 Convent Ave., Philadelphia, Pa., for information and details. Traffic: W3CTL 5018, W3EML 1116, K3MYS 361, W3AIZ 270, K3MVO 264, K3YVQ 116, K3PIE 82, K3ZSK 78, W3ZRQ 76, W3BYH 62, W3FGQ 58, W3VAP 48, W3RV 46, K3KTH 45, W3CRH 41, K3LPT 38, W3BFF 37, K3KXJ 35, W3QDW 35, W3CDB 33, W3JKX 27, K3RZE 26, K3MDG 19, W3OY 16, K3YKK 16, W3BKF 11, W3ADE 8, W3CCC 8, K3WEU 8, W3RBI 6, K3HNP 6, K3KKO 6, W3AFI 4, K3NOX 2, W3PVY 2, W3KJJ 1.

MARYLAND-DISTRICT OF COLUMBIA—SCM, Bruce Boyd, W3QA—

| Net | Freq. | Time | Day | Seas. | QTC | Ar. |
|------|-------|-------|-------|-------|-----|-----|
| MDD | 3643 | 0900Z | Daily | | | |
| MEPN | 3820 | 2300 | M-W-F | 22 | 21 | 1.0 |
| MEPN | 3820 | 1800 | S-S. | | | |
| MDDS | 28200 | 0130 | Daily | 19 | 2 | 0.1 |
| MSTN | 50150 | 0100Z | Daily | 29 | 78 | 2.6 |

Station activity reports were down 16 per cent compared to the past three month's average, perhaps because of the Sweepstakes and DX. Sweepstakes messages were received from W3AFM, W3BTA, K3CKT, W3CRW, K3CYA, W3DVO, W3EFZ, W3EIS, W3ETV, W3FYS, K3GUR, K3GZK, K3JY3, W3LBC, W3MCG, W3MSK, W3MSR, W3PZW, K3ODD, W3UE, K3URZ, K3VCG, K3ZIX and W3ZUH. K3EJF reports that the Baltimore Nite Owl Net got some fine publicity when ten of the members put up a new antenna for their YL member, K3NPF. W3WTW and W3QA both had antennas blown down in the mid-month wind storm. Both are back in business. W3EOP is making antenna measurements on 2 meters. K3UXY is struggling with crystal filters in a transceiver he is building. W3LBC has added a 500-watt p.a. and K3LPD's power transformer failed so he is back to 75 watts. K3FKY soon will be heard with a new home-brew electronic key. W3TN made the BPL again in November in spite of the Sweepstakes. W3CRA made his debut in MDD. K3ZSX was appointed OPS. W3RKK is active in a number of 6-meter nets. K3LLR and W3ZNV also are exploring this band. K3ZIX is plagued with TVI at his own QTH. Congratulations to K3IPX/3 as "Operator of the Month." Don't miss W3QCW's "Christmas QNI" in Dec. QST. K3ZYP has joined the ranks of the automobile owners. Re-run elections find K3URE as pres. of the Maryland V.H.F. Society, K3CBW as pres. of the Friendship ARC and K3OIG as pres. of the Antietam ARC. Thanks to

WN3EOP for the Antietam report. Traffic: W3TN 196, K3ZY 124, W3LBC 106, K3JYZ/3 104, K3GZK 71, K3-UXY 63, K3ZTX 51, K3FKY 37, K3TJE 37, W3QCW 23, K3LLR 27, K3ZSX 27, K3LFD 22, W3UE 19, W3EOV 18, W3MCG 16, K3EJF 14, K3URE 13, W3COS 11, W3PRC 11, W3RKK 10, K3VHS 10, W3WTW 10, K3QDD 9, K3URZ 7, WN3EOP 4, WA3CBC 3, WA3CEK 3, WA3-CKK 3, WA3CRA 3, W3ZNV 3.

SOUTHERN NEW JERSEY—Acting SCM, Edward G. Raser, W2ZI—SEC: K2ARY, PAM: W2ZI, RM: WA2BLV, K2BGB, WA2BLV, WB2APG, WN2TEN, WB2-EBW, WN2UVB and W2ORS sent in reports on the Nov. SS Contest. W2VCR and K2CPR participated in the Sept. FMT. WN2SRW applied for membership in the AREC. K4RAD/2, Princeton, submitted an OO report. W2ORS had his ORS appointment renewed. He also is a new Class IV OO. New Jersey Emergency Phone & Traffic Net totals for Nov.: 30 sessions, QNI 517, traffic 177, N.J.N.C.W. Net totals for Nov.: 30 sessions, QNI 479, traffic 285; different stations checked 63. WB2SHD received his General Class ticket. W2EWR has applied for ORS appointment. Ex-SCM W2BEI still is going strong in Audubon. WA2KIP is 2RN rep. for Sun. sessions. WB2GUK received his Amateur Extra and radiotelegraph 2nd class tickets recently. W2BZJ is in dire need of radio operators for the C.D. Control Center. See him if interested. W2EWR has a new s.a.b. rig in his car. W2YPZ has applied for ORS; he is very active on N.J.P.N. K2CBK is a new check-in from Sussex County. The N.J. Phone & Traffic Net now has coverage in all N.J. counties. Net certificates were issued to WB2EJR, WB2EOV, W2EWR, W2IGL, WB2QLF, W2-RLY, K2RXB, W2YPZ, WA2YSK and K2SHE. WA2-KAP sends in his monthly traffic report via radio. Try our nets, fellows, use 3695-ke. c.w. or 3900-ke. phone for quick service. N.J.N. meets daily at 1900 local time and N.J.P.N. at 1800 daily through Sat., at 0900 Sun. LVRA officers for the new term are: W2HX, pres.; W2JBF, vice-pres.; K2AAR, secy.; W2WOA, treas. Traffic: (Nov.) WA2BLV 96, W2RG 60, WA2KIP 59, W2YPZ 50, W2ZI 36, W2EWR 24, W2BEI 10, K2RXB 10, K2SHE 5, W2BZJ 4, W2GIW 3, WA2KAP 3, WB2SBD 2, (Oct.) WA2KIP 47.

WESTERN NEW YORK—SCM, Charles T. Hansen, K2HUK—SEC: W2ZHC, PAM: W2PVI, RMs: W2RUF, W2EZB, W2FEB, NYS C.W. meets on 3670 kc. at 1900; ESS on 3590 kc. at 1800; NYSPTEN on 3925 kc. at 2200 GMT; NYS C.D. on 3510.5 kc. and 3993 kc. (s.s.b.) at 0900 Sun. and 3510.5 kc. at 1930 Wed.; TCPN 2nd Call Area on 3970 kc. at 0045 and 2345 GMT; NYS County Net on 3510 kc. Sun. at 1000 and 3670 kc. at 1700 Sat. Congratulations to K2KQC and W2OE on making the RPL. WA2TDG was appointed EC for Tioga County. K2MQN was appointed OBS. WB2NNA was endorsed as OO. The Western New York Frontier Radio Amateur Teletypewriter Society, or FRATS, is in the process of distributing used Western Union teletype equipment. The only charge is for handling, which is nominal. The officers are W2RUI, W2FAN, WA2ZVL, K2QIB and W2RGO. Priority will go to hams in the areas from which the machines were originally obtained. Applicant must have a ham license, not already own a machine and have a working terminal unit. This offer is good in the AKRI, W.N.Y. section only. Queries should be directed to W2-RUI, 199 Ontario St., Lockport. Don't delay as this report was written Dec. 6. How did your AREC and RACES networks fare during the blackout? New officers of the Syracuse V.H.F. Club are K2AVA, pres.; W2-UKA, vice-pres.; W2IYR, treas.; K2PPK, secy.; W2-RHQ, act. mgr. WB2NNA/WA2PZD was elected pres. of the Hudson Valley Comm. College Radio Club. The Canisteo Valley ARC code class, with K2AIG as instructor, graduated WN2UHK, WN2TUN, WN2UHH and WN2-UUF. W2ETY resigned as RAGS pres. to concentrate on the QCWA Chapter, among other things. W2ZOJ takes over the presidency to fill out the term. W2SEI added an 85-ke. filter to his homebrew superhet and took on the traffic assignment from EAN to 2RN. WA2YSC was a cover girl in full color in a Guide to Leisure Living supplement article of the Rochester Times Union. The accompanying article describes amateur radio and its benefits. Livingston and Monroe county RACES organizations were activated during the big blackout. Oswego County C.D. sent in a fine picture of its RACES mobile control center, compliments of WA2SCO. Traffic: (Nov.) K2KQC 1282, W2OE 555, WB2GAL 270, W2SFI 123, W2FEB 76, K2IMI 34, W2RQP 34, K2RYH 34, W2MTA 33, WA2RLV 30, K2QIV 28, WA2UFI 27, WA2IHP 26, W2FCG 24, WA2-NOJ 17, K2IDNN 11, W2AGLA 5, W2EAIW 2, WB2NNA 2, W2PNW 2, WN2UHK 1. (Oct.) K2KQC 986, WA2RLV 37, WB2HLY 28, K2HOH 9, K2RYH 5.

WESTERN PENNSYLVANIA—SCM, John F. Wojtkiewicz, W3GJY—Asst. SCM: Robert E. Gawryla, W3-

NEM. SEC: K3ZAIH, PAMs: W3TOC, K3VPI (v.h.f.). RMs: W3KUN, W3MPB, K3OOU, W3UHN. Traffic nets: WPA, 3585 ke. 0000 GMT Mon. through Sun. KSSN 3575 ke. 2330 GMT Mon. through Fri. W3SAIV had his phone SS activity curtailed to welcome a newly-born son. K3-ZGI uses a new G.E. wide-spaced beam for 6. K3GYD moved to Erie. WN3EIA became a General. K3ENA bought a transistor 2-meter converter. WA3DHU is now WB2UZZ in New York. K3FFJ received the Worked All Fords (New Jersey) certificate. K3AUD is looking for skeds on 6-meter RTTY. Members of the Two Rivers ARC are working on an emergency disaster communications plan in collaboration with McKeesport Hospital. K3CFA and K3BBO/3 are building 432-Mc. gear. W3-AGO is 2-meter minded. K3FNG Fayette County EC has formed an AREC net on 6 and 2 meters. Amateurs interested in emergency communications on these bands should contact him for details. W3KQD has been awarded an Amateur Radio Public Service certificate. W3KPI has plenty of time for DXing now that he has retired. Election news: Cumberland Valley ARC elected K3IDJ, pres.; K3ZTUZ, vice-pres.; K3FFFJ, secy.-treas.; W3SHU, K3VWH and Harry Hess, SWL, act. mgr. The McKean County ARC's 1966 slate of officers is K2LWY, pres.; K3FUI, vice-pres.; K3FRQ, secy.-treas. Congratulations to W3YA on his reelection as Director of the Atlantic Division. K3KMO, K3SIQ, K3FCK, W3KQD and W3-SMV participated in the Sweepstakes. Credit Steel City ARC for the following: Amateur radio draws its participants from such a broad scope of our population that their diverse personalities and interests defy most attempts at self-government. Your club succeeds in being self-governing and manageable only because you have been selective in your membership, and your members have placed the interests of the club ahead of their personal interests and frailties. Your club will succeed as long as this condition prevails. Be sure your actions are not self-serving but rather, serve the club. New appointments: K3KMO as EC Centre Co.; WA3BGE as ORS. Endorsements: W3MFB as RM; W3KWO as ORS. Traffic: W3KUN 237, W3MFB 105, K3SOH 94, W3LOS 71, W3GJY 48, K3VPI 43, W3BLZ 41, W3SMV 29, WA3-AKH 24, K3KMO 19, K3FDO 10, W3JHG 10, W3YA 10, W3OEO 6, W3UHN 6, K3EXE 5, WA3BGE 3, W3TOC 2.

CENTRAL DIVISION

ILLINOIS—SCM, Edmond A. Metzger, W9PRN—Asst. SCM: George J. Neshed, W9LQF, SEC: W9RYU, RM: W9EVJ, PAMs: W9VWJ, WA9CCP and W9KLB (v.h.f.). Net reports:

| Net | Freq. | Times | Days | Traffic |
|------------|-------|----------|----------|-----------|
| ILN | 3760 | 1900 CST | M-Sat. | 123 |
| (11) PON | 3925 | 1700 CST | M-F | 230 |
| (11) PON | 3925 | 0830 CST | Sun. J | 8 |
| (11) PON | 3545 | 1830 CST | M-W-F | 22 |
| (11) PON | 50.9 | 2000 CST | M&Thurs. | 699 |
| No. Cent. | 3915 | 0800 CST | M-Sat. | |
| Phone Net | | | | |
| No. Cent. | 3915 | 1300 CST | M-Sat. | 1148 |
| Phone Net. | | | | |
| EN | 3940 | 9000 CST | Sun. | no report |

We are sorry to hear of the untimely passing of two of this section's prominent amateurs. We send our sympathy to the family and friends of W9FVU, William Gago, chairman of the Chicago Area Radio Club Council, who was asphyxiated while tuning the engine of his automobile; and W9BIV, Robert Montgomery, who evidently slipped from the cab of a strip mining machine while maintaining a radio unit. New officers of the Rockford Amateur Radio Association, Inc., are WA9DXC, W9-BRY, WA9BLE and K9SAN. K9BQC, net manager of the 75-Meter Single Sideband Net, reports a traffic total of 560. Officers elected for the coming year of the Starved Rock Radio Club are W9GBB, WA9MQI and W9QLZ. K9WMP has built a new Heath SR200 and is working the hard ones. W9LNQ is the proud grandfather of his 4th granddaughter, The Elgin Radio Club and MARS set up a lobby display in the local theater and invited patrons to send messages to the men and women in service. New appointments include K9ZAP as OO and K9WMP as OBS. The Elmwood Park Net held a drill Nov. 10 to test the effectiveness of its 2-meter a.m. mobiles. Those participating were W9LIW, WA9KHR, W9LXL, K9UYB and K9DQU. A last report for October reflects a traffic total of 259 for the Ill. PON. WA9MAG has a new TR-4 and T4Y and hopes to be working good DX soon. W9-EEP has been transferred by RCA and his new QTH will be Dallas, Tex. W2QPQ has moved from New York City to Skokie and his 9-Land call is W9W1W. The Chicago Suburban Radio Assn. held its Annual Dinner Nov. 20 at McCook, Ill. K9VJB has returned to the Massachusetts Institute of Technology. WA9LEF, K9IVJ, WA9BKA and W9QET are the newly-elected officers of the Bloomington High Amateur Radio Club (BARK).

WA9CCP, K9KZB and WA9CNV are recipients of the RPL Traffic: (Nov.) WA9CCP 2507, K9KZB 827, WA9CNV 545, W9EJW 174, K9AVQ 98, W9DOQ 81, K9WMP 79, WA9GUM 72, K9BQQ 68, W9JXV 58, W9HOT 55, K9BTE 52, K9CYZ 41, W9PRN 30, K9HSK 21, WA9MIP 18, W9IDY 12, WA9AJF 8, W9HJM 8, W9HPK 8, K9VBK 7, W9LNQ 5, WA9FTH 3, K9RAS 3, K9VTV 3, K9IFE 2, (Oct.) WA9GCM 2, K9UIY 1.

INDIANA—SCM, M. Roberta Kroulik, K9IVG—Asst. SCM: Ernest Nichols, W9YYX. SEC: K9WET.

| Net | Freq. | Time | Nor. Tjfc. | Mgr. |
|-----|-------|---------------------------|------------|--------|
| IFN | 3910 | 1330Z Daily, 2300Z M-F | 463 | K9IVG |
| ISN | 3910 | 0000Z Daily, 2130Z M-Sat. | 773 | K9CRS |
| QIN | 3656 | 0000Z Daily | 183 | WA9BWW |
| RFN | 3656 | 1400Z Sun. | 95 | WA9IZR |
| | 3910 | 1800Z Sun. | | |
| PON | 3885 | 1300Z Sun. | 46 | K9EFY |

K9GLL, PAM of the Hoosier v.h.f. nets, reports Nov. traffic of 88, W9QLW, RM of 9RN reports that Ind. was represented 100% in Nov. W9JOZ and K9IVG made the BPL, QIN Honor Roll: K9VHY, K9HYV, W9HRY, W9IQV, K9IHC, W9IGB, K9KTL, W9QLW, K9VWJ, W9ZYK, WA9BWW. New appointments: WA9NFK as OES, K9KTL as OBS, WA9IZR is enjoying a new R4A receiver, K9BWW is back on the air with an inverted "V" but is now vacationing in Florida, W9DGA is now a police lieutenant in Evansville, W9QLW is telephone relaying, W9ISV is building a sideband rig, W9AMI is on 6-meter fm, new officers of the Tri-State ARC are K9JQY, pres.; W9LXA, vice-pres.; W9DGA, secy.; W9OG, treas. New Officers of the Elkhart Red Cross ARC: W9EQN, pres.; K9DOF, vice-pres.; WA9COE, secy.-treas. *Amateur radio exists because of the service it renders.* Traffic: (Nov.) K9IVG 1177, W9JOZ 1028, WA9BWW 280, W9QLW 274, W9AMI 200, K9HYV 142, K9VHY 136, W9RFQ 76, WA9IZR 73, K9CRS 68, WA9JWL 58, W9EJW 50, K9KTL 42, K9GLL 40, WA9LUG 38, WA9BGI 37, K9EFY 37, WA9GJZ 36, K9ZLB 34, WA9CJR 33, WA9RVS/9 30, W9NSQ 30, K9RWQ 27, WA9BRD 26, W9HWR 26, W9WFM 24, K9YPT 24, WA9CHY 23, WA9FTG 21, W9AJWL 20, K9QVT 20, W9RTH 20, W9URQ 20, W9EJI 19, W9DGA 19, W9MYE 14, K9EPA 13, W9YYX 12, W9APBK 11, W9DZC 11, K9FTH 11, W9CC 10, W9HNL 10, K9IY 8, K9ILK 8, K9IHO 5, K9VHZ 5, WA9CFW 4, W9ACYG 4, W9DOK 4, W9FHO 4, W9BQC 3, W9JSV 3, WA9QCS 3, W9PNA 2, W9AJRU 1, WA9EQC 1, WA9OYT 1, W9TKK 1, (Oct.) W9HRB 133, WA9CFW 15.

WISCONSIN—SCM, Kenneth A. Ehneter, K9GSC—SEC: K9ZZP. PAMs: W9NRP, K9IMR, K9HJS. RM: None.

| Net | Freq. | Time | Days | QNI | OTC | Mgr. |
|------|----------|-------|--------------|------|-----|-------|
| BEN | 3985 kc. | 1300Z | Mon.-Sat. | 233 | 75 | W9NRP |
| BEN | 3985 kc. | 1800Z | Daily 30 | 623 | 308 | K9HJS |
| WSN | 3985 kc. | 2315Z | Daily 30 | 1209 | 118 | K9IMR |
| WIN | 3535 kc. | 0045Z | Daily 29 | 264 | 120 | W9KQB |
| SWRN | 50.4 Mc. | 0300Z | Mon.-Sat. 25 | 385 | 6 | W9CTH |

Net certificates went to WA9NBU and K9ASR for W9BN. WA9AOE for BEN. New appointments: W9YT as OPS, W9SQM as EC for Buffalo County, W9GGM as EC for Adams county, K9UTQ as EC for Wood county, WA9JGI as EC. Renewed appointments: K9VIE as OBS, W9KJW made WAS, A CAN Net certificate went to W9NND (ex-W9VHP), WA9MIO and WA9NTU are on s.s.h. with an SR-160, K9JEK was appointed Asst. EC, W9VSO led the QCs with 20 notices sent, BPL on Nov. traffic was made by K9IMR, WA9GJU and K9UTQ. Ex-W9GSS now has the call W4DFI in Alabama, WA9AVZ and K9YBC passed the General Class test. A W9BN net certificates went to WA9FNG and WA9GBD in addition to those above. New WNA officers for '66 are K9IMR, chairman; W9NGT, secy.; K9EJS, treas. The 1966 WNA Picnic will be held at Stevens Point July 10. Traffic: (Nov.) K9IMR 341, WA9GJU 290, K9HJS 290, K9UTQ 222, W9DYC 212, WA9LWJ 104, W9GOC 87, W9YTT 73, WA9NBU 68, WA9MIO 45, K9GSC 44, W9NRP 42, W9NFG 32, W9BLQ 30, W9KQB 30, W9AYK 27, W9CFE 25, K9JXW 19, K9DTY 18, K9QKU 18, W9IRZ 14, W9KRO 13, K9PTI 8, WA9NIRG 4, W9QQQ 4, W9ONI 2, (Oct.) W9HWQ 49.

DAKOTA DIVISION

MINNESOTA—SCM, Herman R. Kopischke Jr., W9TCK—SEC: WA9BZG.

| Net | Freq. | Time | Days | RM-PAM | QNI | OTC |
|------|----------|-------|--------|--------|-----|-----|
| MSN | 3595 kc. | 0030Z | Daily | W9ISJ | 237 | 104 |
| MJN | 3595 kc. | 0100Z | Daily | WA9IDZ | 130 | 30 |
| MSPN | 3820 kc. | 1805Z | M-Sat. | K9QBI | 908 | 248 |

| | | | | | | |
|------|----------|-----------|-------|--------|-----|----|
| | 2300Z | M-Sat. | K9FLT | 710 | 172 | |
| | 1500Z | Sun.&Hol. | | | | |
| MSSB | 3805 kc. | 1730Z | M-F | W9HEN | 654 | 54 |
| | 3812 kc. | 0045Z | M-F | | | |
| MSLN | 50.4 Mc. | 0430Z | M-F | WA9DWM | 637 | 35 |
| | 0200Z | Sat. | | | | |

Congrats to K9BAD, a new RTTY OBS, K9FLT maintained contact with WA9EDN for nearly four hours on Nov. 8, when long distance phone lines were severed between Duluth and the Iron Range, RM WA9IDZ worked 36 sections in 56 QSOs during his first activity in the CD Parties, WA9CQG has a new Drake R-4, Carl is looking for contacts on 144 and 432 Mc., having disposed of his 6-meter gear, The Rochester ARC operated its c.d. station, W9MXW, with eight mobiles to provide communications for the Eagles Telethon for two days. Newly-elected board members of the St. Paul ARC are K9PML and K9ZYM, W9TCK has been busy taking down a used 60-ft. windmill tower, hauling it home and trying to get it back up and loaded with antennas. WA9IAW was active in the various nets during the Thanksgiving week end. BPL certificates went to WA9JKT and WA9MFK. Traffic: (Nov.) WA9JKT 457, WA9MFK 205, WA9IJJ 133, W9ISJ 130, WA9EX 96, W9TCK 68, W9HEN 64, K9QBI 62, WA9RY 56, WA9IAW 48, K9FLT 41, WA9FCJ 29, WA9KQ 28, K9PTZ 25, WA9KFP 21, W9MFW 19, WA9EDN 18, W9ATO 17, WA9UFR 15, WA9BZG 14, WA9DFT 13, K9ICG 12, K9ZRC 12, WA9IJJ 11, WA9DWM 10, WA9HRM 10, K9IGZ 10, K9SRK 10, W9UAX 9, WA9DVH 8, W9FHO 8, WA9UFR 8, W9KLG 8, W9TKX 8, K9KU 7, K9LWK 7, K9ZKK 7, K9ZRD 7, W9BUO 5, W9ENY 4, WA9LCF 4, W9FKC 1, W9SZZ 1, (Oct.) WA9JPR 13, WA9CQG 12, WA9DWM 5, WA9HRM/9 3.

NORTH DAKOTA—SCM, Harold L. Sheets, W9DMJ—SEC: WA9AYL, PAM: W9CQA, OBS: W9POV, K9GHI/O, W9CGM, W9GOD, WA9FVC, W9IZPQ, WA9OQI, WA9CAH and WA9EOL sent in reports of 88 activities, K9SPH is on 75 meters now that the wind took his tower and most of the high frequency beam. The North Dakota Weather Net has been hampered with the long skip in the morning so now meets at 7:30 a.m. CST, WA9GRX and WA9MND are spelling off WA9AYL as NCS, W9WVW has been playing with a transistor transmitter on 80 meters and has 250 miles on it watts, WA9VY is running mobile since getting his Conditional, W9TOM has come up for air now that farm work has come to a standstill, W9NWK braved a blizzard to take a Shrine initiation at Grand Forks. New additions to the 75-phone band are WA9KSB and WA9LEU, K9CND has an HT-37 so will be on s.s.h. WA9NRH and WA9NJY are new Conditionals in Bismarck, WA9NJY and his dad, W9QWG, keep a sked while he is in school at NDSU, WA9DAR and K9MBE were home from Milwaukee during the Thanksgiving holidays, W9DXX has a new Galaxy 800, while W9HQC has a mobile on from Mandan, K9QYD is on 20-meter c.w. with low power, The Bismarck Radio Club is trying a 20-meter net in the evening once a week to take the place of a meeting for traffic and later will be on 2 meters. Traffic: K9PTZ 119, WA9KSB 74, W9WVW 28, W9DMJ 20, WA9AYL 19, W9EJF 17, K9CND 9, WA9GRX 8, W9VBE 1.

SOUTH DAKOTA—SCM, Seward P. Holt, K9TXW—SEC: W9SCT, RM: WA9AOY. The Sioux Falls Amateur Radio Club auction held Nov. 29 was well attended. The next one will be held Jan. 31, OES W9NEC reports a total of 32 states in 8 call areas worked on 144 Mc., maximum distance 1250 miles. New calls are WA9CJL, Redfield; WA9KEM and K9KFC, Mitchell, K9KFC is engineer and announcer of KORN at Mitchell. The 147th Army band at Mitchell also has been assigned WA9CJJ, K9TKN/mobile proved the worth of amateur radio by being at the scene of an accident and with the aid of K9TVJ had the Highway Patrol and ambulance there in a very few minutes. Traffic: K9GSY 608, W9ZWL 595, W9SCT 123, WA9AOY 119, K9VY 79, WA9BZD 32, K9BMM 29, W9DJO 21, WA9LYO 18, K9YVZ 13, WA9VPO/9 11, K9TMM 11, K9CAU/O 8, W9BQS 6, WA9DNG 6, W9ZAL 6, W9NAG 4, WA9JLH 2.

DELTA DIVISION

ARKANSAS—SCM, Don W. Whitney, K5GKN—PAM: WA9GPO, RM: K5TYW, NMs: WA9IIS, K5IPS, WA9HNN and W5MJO. Two vacancies have occurred in our organization with the resignation of W9NPM as SEC and Asst. SCM, Sam is a sgt. with the Air Force and recently drew a two-year hitch in the Philippines. I need volunteers to fill these and other vacancies, particularly EC. Congratulations to W5ALJO, the new net manager for the newly-organized Post Office Net, which

(Continued on page 106)

YOU MIGHT BE INTERESTED in some of the Quality Control procedures we use to get National equipment to go together efficiently and to assure high reliability for the customer. There's quite a bit more than a quick once-over at the end of the production line and then — bang — into a shipping carton!

A TYPICAL National product is the NCX-5 transceiver. The NCX-5 has 480 solder connections . . . each of which must have the proper wire attached — be connected to the proper valuc component — and which must be properly soldered. In addition, there are 191 mechanical points which must be properly riveted, secured, tightened, assembled, etc. There are also over 1259 individual components in an NCX-5 — each of which must be of the proper electrical value, or be of the proper size, finish or plating. There are 20 vacuum tubes and 19 diodes and transistors (with a total of 42 functions) which must maintain their operating parameters.

WHEN ALL OF THESE BITS and pieces are finally assembled, they result in an equipment as complex in function and performance as any laboratory instrumentation. And the NCX-5 is not a box that is just turned on and off — there are a total of 26 separate operating control functions to provide the versatility demanded by our customers.

NOW . . . how do we try to make sure that the equipment “plays” when first put into operation by the customer?

INITIALLY, we attempt to minimize variance by making the maximum number of parts in-house — sheet metal parts such as cabinets and chassis, for example . . . knobs, drives, panel hardware, etc. All parts purchased from outside vendors, such as resistors, capacitors, meters, tubes and transistors, go through an Incoming Inspection group equipped with test instrumentation ranging from production tube checkers to optical comparators.

THE ASSEMBLY LINE itself is unusual for a number of reasons. For instance, our ratio of supervision to direct assembly labor is about twice as high as the electronics industry average. In addition to close supervision, the ratio of inspectors to assemblers is one out of four. That's right — *every fourth position in the production line is an inspection position.* Each inspector is not only specially selected, trained, and closely supervised, but is equipped with programmed audio-visual aids to make certain that every inspection point is checked.

NATIONAL EQUIPMENT is laid out and assembled to make quality manufacture and inspection as easy as possible. Take the trouble, sometime, to look at the below-chassis wiring on National gear. You'll see “right-angle” component placement and lead dress found elsewhere only in military equipment and commercial instrumentation. Even resistors are carefully placed with their color codes oriented in the same direction!

AFTER ASSEMBLY is complete, the unit goes to the test and alignment area — where any possible defects in workmanship or components are most likely to signal their presence by either puffs of smoke or a singular lack of willingness to respond to alignment procedure. The equipment must work properly in order to get through the alignment positions, since in the process of alignment every single control function and characteristic is placed in operation. Immediately after alignment, every NCX-5 goes to an aging rack where it is placed in continuous operation for many hours to help ferret out any latent defects which decided to wait until after alignment to manifest themselves. After aging, each unit is placed on a shake-table to simulate vibration encountered during transit to the dealer. The equipment is then permitted to cool completely, and is drift-tested to determine whether adjustment of the temperature-compensating capacitor is necessary. Following drift-test all units are again checked completely by the final factory inspector for proper operation of all parameters. Units released by the final inspector then go to the Quality Control Department, where every unit is checked by a licensed amateur for proper operation of all controls and functions, a visual inspection is made for scratches or other external flaws, and a complete electrical test is made. Power output on all bands, dial calibration, sideband and carrier suppression, audio — all these characteristics, plus many others, are measured and recorded. If the NCX-5 meets specs, the chassis is stamped by the QC Department and the unit is packed for shipment.

IT SHOULD BE APPARENT that we take a double-barrelled approach to Quality Control — first we build it in, and then we put up every screen we can to try to make certain that failures occur in the factory and not in the field.

WE'RE NOT PERFECT — otherwise we wouldn't need a Service Department — but we're good enough to offer a One-Year Guarantee against component failure instead of only 90 days.

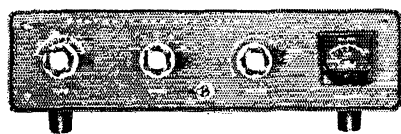
MIKE FERBER, WIGKK



National Radio Company, Inc.

Choose HEATHKIT®... World's

"KW Kompact" ... 1000 Watts x 1 foot wide x \$99.95




HA-14
\$99⁹⁵

World's Smallest KW SSB Linear! ... 1000 watts P.E.P. input SSB. Tunes 80-10 meters. ALC output to exciter. Built-in antenna change-over relay. Built-in SWR meter. Operates fixed or mobile with appropriate power supply. Drive with 100 watt exciter. Perfect final for Single-Banders.

Kit HA-14, 10 lbs. \$99.95
Kit HP-14, Mobile Power Supply (12 v. neg. gnd.), 10 lbs. \$89.95
Kit HP-24, AC Power Supply, 22 lbs. \$49.95

"Single-Bander" 200-Watt P.E.P. Input SSB Transceivers



HW-12
Choose 80,
40, or 20
meters
\$119⁹⁵

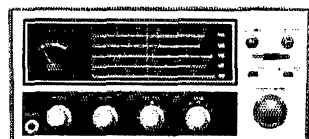
Go SSB Fixed Or Mobile On The Band Of Your Choice ... with built-in PTT and VOX. Designed for fast, easy assembly. Kit HW-12 (80-meter), Kit HW-32 (20-meter), Kit HW-22 (40-meter), 16 lbs. each \$119.95
Kit HP-13, Mobile Power Supply (12 v. DC), 7 lbs. \$59.95
Kit HP-23, AC Power Supply, 19 lbs. \$39.95

HR-10 & DX-60A "Combo" ... Perfect For The Novice

Here's inexpensive amateur radio ... yet the finest quality! HR-10 provides amateur band coverage 80-10 meters with xtal filter, calibrator, BFO, S meter & AVC. Receives AM, SSB, & CW. 1 uv sensitivity. Excellent stability.

Kit HR-10, 20 lbs. \$75.00


HR-10
Receiver
\$75⁰⁰




DX-60A provides 90 watts AM or CW with low harmonic output from xtal control or external VFO. Will run reduced power for novice class. Use it with the HD-10 Electronic Keyer.

Kit DX-60A, 24 lbs. \$79.95

DX-60A
AM/CW Transmitter
\$79⁹⁵




New! SWR Meter ... Build It & Use It In One Evening



HM-15
\$14⁹⁵

Check The Efficiency Of Your Antenna. Shows SWR and % reflected power. Handles up to one kw, up to 6 meters. Here's an enjoyable kit to build ... a couple hours or so. Kit HM-15, 3 lbs. \$14.95



6 & 2 Meter
Transceivers
\$44⁹⁵

Benton Harbor Lunch Boxes ... handy 5-watt transceivers for 6 or 2 meters. Built-in 117 VAC power supply.


Kit HW-29A (6 meter) & HW-30 (2 meter) Each \$44.95
Kit GP-11, mobile power supply 6/12 VDC \$16.88



HD-10
Electronic Keyer
\$39⁹⁵

All-Solid-State Electronic Keyer ... 15 to 60 or 10 to 20 wpm with self completing dashes. Built-in side-tone. For grid blocking keying circuits ... such as DX-60A & SB-Series.
Kit HD-10, 6 lbs. \$39.95

HO-13
"Ham-Scan"
Spectrum Monitor
\$82⁹⁵



HO-10
Signal Monitor
\$64⁹⁵


Most Popular Amateur Scopes!
"Ham-Scan" shows signals 50 kc's on each side of receiver tuning.
Kit HO-13, 12 lbs. \$82.95
HO-10 shows actual quality of transmitted & received signals.
Kit HO-10, 12 lbs. \$64.95

For Complete Descriptions See Your 1966 Heathkit Catalog

Kit HM-10A Tunnel Dipper outperforms the grid-dip meter. 3 lbs. \$34.95
Kit PM-2 RF Power Meter. 2 lbs. \$12.95
Kit HG-10 VFO, 80-2 meters. 12 lbs. \$34.95
Kit HD-20 100 kc Crystal Calibrator. 1 lb. \$14.95


Kit SBA-300-3 (6 meter), SBA-300-4 (2 meter) converters for SB-300 Receiver. 2 lbs. each \$19.95
Kit HN-31 "Cantenna" Transmitter Dummy Load handles up to 1 kw., 3 lbs. \$9.95
Kit HS-24 Mobile Speaker, 3 lbs. \$7.00

Value Leader In Amateur Radio




SB-100 80-10 Meter SSB Transceiver \$360.00

- 180 watts input P.E.P. SSB—170 watts input CW on five bands 80-10 meters • Upper/Lower sideband • PTT & VOX • 1 kc calibration • Stable Heath LMO • Built-in 100 kc calibrator • Shipping wt. 23 lbs. • Fixed or Mobile power supplies below
- Kit HP-13, Mobile Power Supply, 7 lbs.....\$59.95
- Kit HP-23, AC Power Supply, 19 lbs.....\$39.95




SB-110 6-Meter SSB Transceiver . . . \$320.00

- Here's the high stability, linear tuning, & 1 kc dial calibration of the Heath LMO in a 180-watt input P.E.P. SSB rig on 6 meters • 150 watts CW • Switch select Upper/Lower sideband/CW operation • 100 kc calibrator • ALC & ANL • Shipping wt. 23 lbs. • Operates fixed with HP-23 & mobile with HP-13 power supply—listed above.




SB-300 Amateur Band Receiver . . . \$250.00

- A new standard of amateur performance & value • 80-10 meters with provision for VHF converters • Crystal-controlled front-end for same rate tuning on all bands • 1 kc dial calibrations—100 kc per dial revolution • Bandspread equal to 10 feet per megacycle • Provision for transceive operation with matching SB-400 transmitter • Drift less than 100 cps per hour after warmup • 8 ohm audio output matches HS-24 speaker • Weight 23 lbs.



SB-400 Deluxe SSB Transmitter . . . \$325.00

- Built-in power supply • Complete transceive capability with SB-300 receiver • Linear master oscillator frequency control • Built-in antenna change-over relay • All crystals supplied for complete 80-10 meter coverage • Automatic level control for higher talk power, minimum distortion • 180 watt PEP SSB, 170 watts CW • Crystal filter type SSB generation (upper or lower sideband) • VOX operated CW uses CW sidetone • 1 kc dial calibration—100 kc per dial revolution • 500 kc coverage per bandswitch position • Weight 34 lbs.



SB-200 KW Linear Amplifier . . . \$200.00

- 1200 watts P.E.P. input SSB—1000 watts CW • 80 through 10 meter band coverage • Built-in SWR meter—Antenna relay—Solid-state power supply • Automatic Level Control (ALC) • Shielded, fan-cooled amplifier compartment • Pre-tuned cathode input circuit for maximum efficiency & low distortion • Circuit-breaker power supply protection—no fuses • Designed for 120/240 volt operation • Weight 41 lbs.



FREE 1966 HEATHKIT CATALOG



See the wide array of Heathkit Amateur Radio Equipment available at tremendous do-it-yourself savings! Everything you need in "mobile" or "fixed" station gear with full descriptions and specifications . . . Send for Free copy!

HEATH COMPANY, Benton Harbor, Michigan 49022 Dept. 9-2

Enclosed is \$ _____, plus shipping.

Please send model (s) _____

Please send FREE 1966 Heathkit Catalog.

Name _____

Address _____

City _____ State _____ Zip _____

Prices & specifications subject to change without notice.

AM-162

(Continued from page 102)

meets daily at 2130Z on 3820 kc. Congratulations also to WA5CBL and W5OHD on making BPL during November. WA5HNN reports working 21 DX stations and four new countries.

| Net | Freq. | Time | Day | Sess. | QTC | QNI | Time |
|-----|----------|-------|-----------|-------|-----|-----|-------------------------|
| RN | 3815 kc. | 0001Z | Daily | 30 | 50 | 487 | 591 Min. |
| AFN | 3885 kc. | 1200Z | Mon.-Sat. | 26 | 30 | 783 | 1684 Min. |
| OZK | 3790 kc. | 0100Z | Daily | ? | ? | ? | ? |
| PON | 3820 kc. | 2130Z | Daily | | | | (First Session Dec. 1.) |

Traffic: WA5CBL 557, W5OBD 546, WA5HNN 326, W5-MJO 160, W5NND 148, K5TYW 116, WA5IIS 79, WA5-KJT 73, W5DTR 24, K5GKN 16, W5YAM 16, K5EDH 8, W5AKUD 8, K5UEK 6, K5TCK 2.

LOUISIANA—SCM, J. Allen Swanson, Jr., W5PM—SEC: K5KQG. RM: W5CEZ. PAM: W5TAV. V.H.F. PAMs: W5UQR, WA5KHE, WA5KIV is working on a t.r. switch for LAN. W5MXQ is busy handling traffic. W5EA again is working for KNOE. WA5HGX likes Navy MARS. WA5KAJ lost a trap in his vertical. K5-OKR reports another nice traffic total. WA5FNB, LAN Net Mgr., has the State C.W. Net working very smoothly. W5CEZ thanks the gang for the flowers and get-well cards sent to him while he was in the hospital. K5FYI likes chasing DX. K5BFI is helping a fellow ham work over a 2-meter converter. WA5DES says he gets a lot of pleasure and needed code practice by sending ARRL Obs. WA5EID now has a 75A-4 and is building a 35-wattor for 160. K5KQG has completed the Louisiana AREC Plan. If you desire a copy send Dan your QSL. W5SWS received a 2-meter transceiver from Santa. WA5-NJR is now mobile with a KWM-2. W5TAO has been appointed an Asst. Director. Congratulations to W5LDH on his reelection as our Director. W5GHP still is working traffic and has a new SB-300 receiver. WA5JVI reports no good v.h.f. openings during Nov. WA5DXA has a new TX-62. The Chetimachi has nine League officials included in its roster. At a recent meeting the Central La. ARC was given a talk on RTTY by W4-DPG/5. The Lafayette ARC had another rip-sporting Annual Banquet. Traffic: W5GHP 367, K5OKR 121, W5CEZ 80, WA5FNB 60, W5MXQ 45, W5PM 37, WA5-DES 31, WA5EID 27, K5KQG 8, WA5HGX 7, WA5KIV 6, K5FYI 5, W5EA 4, WA5JVL 3.

MISSISSIPPI—SCM, S. H. Hairston, W5EMM—SEC: W5JDF. I recently visited The Keessler ARC, which is doing a fine job as OBS from K5TYP. I also had a good talk about net situations with W5JDF, W5-OVD, W5BW and others at the Gulf Coast Sideband Net Dinner. WA5IMU has made a most complete station in one box—power up to a k.w. on c.w., a.m., s.s.b., 80 through 10 meters, all necessary controls and keyer. K5-VBA is very busy at State but still puts in a good signal. W5BW has added a 6-meter transceiver to his station. WA5FAD is working lots of 20 meters mobile. I certainly appreciate cooperation of the NCS for Miss. Sideband net, which W5ODV reports is doing a fine job. WA5LJX, secy. of the New Lumberton ARC, reports the club is affiliated with ARRL. Glad to hear from WA5-JTB in Booneville. New appointment: WA5GHF as OO. Net schedules: Gulf Coast Sideband, daily on 3925 at 5:30 CST; Mississippi Sideband, daily on 3888 at 6:15 CST; Miss. C.W., daily on 3647 at 6:45 CST; Miss. Alabama, daily on 3870 at 7 CST. Traffic: W5WZ 48, W5ODV 31, W5BW 23, K5VBA/5 16, WA5JTB 13.

TENNESSEE—SCM, William A. Scott, W4UVP—PAMs: WA4GQM, WA4EWW, W4PFP. RM: W4MXF.

| Net | Freq. | Days | Time | Sess. | QNI | QTC |
|------|----------|-----------|-------|-------|------|-----|
| HTPN | 3980 kc. | M-F | 1140Z | 20 | 374 | 28 |
| TPN | 3980 kc. | M-Sat. | 1245Z | 30 | 1052 | 195 |
| | | Sun. | 1400Z | | | |
| TSSB | 3980 kc. | Tue.-Sun. | 0030Z | 26 | 1091 | 123 |
| TN | 3635 | Daily | 0100Z | 58 | 217 | 43 |
| | | | 0230Z | | | |

New officers of the Memphis V.H.F. Club are WA4KOG, pres.; WA4VWQ, vice-pres.; WA4ISC, secy. Memphis ARA officers are W4KQM, pres.; WA4VHM, vice-pres.; K4HTB, secy. Congrats to W5LDH and W4WHN on election as Director and Vice-Director of the Delta Division for the next two years. Phil's newsletters and Max's Tennessee Ham indicates strong approval of amateurs to be informed of amateur affairs. Glad to report that W4UOT has returned to 75 after a five-year absence. A recent visit with Col. Wallick, of State C.D., resulted in strong interest on his part for full cooperation with amateurs toward obtaining RACES plan approvals and the need for close ties with the AREC. Badly needed are East and West Tenn. groups and individuals. See your local c.d. director or write me if interested. Traffic: (Nov.) W4FX 504, W4OGG 249, W4PQP 183, WA4-IBZ 104, K4UWH 59, WA4GQM 53, K4RCT 48, W4WBK

48, W4UVP 40, WA4YNF 32, WA4YDT 31, W4PFP 27, W4TYV 20, W4TZB 17, W4TZJ 17, WA4VWK 17, WA4-CUQ/4 13, WA4IZB 13, W4LLJ 13, K4SXD 13, K4UMW 13, WA4VWQ 13, W4VTS 11, WA4SPD 8, WA4NUJ 7, WA4PTD 7, WA4EWW 5, W4VJ 5, WA4CGK 4, W4SJI 4, WA4YHO 4, K4BTY 3, W4TDZ 2, K8UFD/4 1. (Oct.) W4WVK 30, W4SGI 19, W4TZJ 16, WA4PTD 7, WA4-REJ 1.

TENNESSEE QSO PARTY

February 6, 1966

All amateurs are invited to participate in the Third Annual Tennessee QSO Party, sponsored by the Radio Amateur Transmitting Society. Tennessee stations are urged to work as many out of state stations as possible to permit others to earn credit for the "King Cotton Chattanooga Choo Choo" "Metro Nashville" and "USA-CA" awards.

Rules: 1) Contacts may be made during the 24 hour period starting at 0000 GMT and ending 2400 GMT February 6. 2) No power or time limitations. 3) The same station may be worked on different bands and modes. 4) The general call is CQ Tenn. C.W. and phone will be considered separate contests, requiring separate logs. 5) Exchange QSO number, report and county (Tennessee stations) or state, province or country (non-Tennessee stations). 6) Tennessee stations count one point for each complete contact, multiplied by the number of states, provinces, countries and Tennessee counties for final score. Out of state stations multiply QSO points by the number of different Tennessee counties worked. 7) Certificate awards for the first three places per state, province or country and for the first five places within Tennessee. All amateurs contacting 10 separate Tennessee stations during the contest will be awarded a "Certificate of Achievement." 8) Suggested frequencies: 3530 3900 7030 7250 14070 14275 21050 21225 28300 28900. 9) Any station disrupting a working Tennessee traffic net for the purpose of contest contacts will be automatically disqualified for any award.

Logs showing date, times, stations contacted, bands, modes, locations and computed final scores must be received no later than March 5, 1966. Send logs to the club station WA4NZE, 612 Hogan Road, Nashville, Tennessee 37220.

GREAT LAKES DIVISION

KENTUCKY—SCM, Lawrence F. Jeffrey, WA4KFO—SEC: K4URX. PAMs: W4BEJ, K4YZU. V.H.F. PAM: K4KZH. RM: W4BAZ.

| Net | Freq. | Days | EST | Sess. | QNI | QTC |
|---------|--------|--------|-----------|-------|-----|-----|
| EMKPN | 3960 | M-Sat. | 0630 | 22 | 174 | 23 |
| MKPN | 3960 | Daily | 0830 | 30 | 474 | 142 |
| KTN | 3960 | Daily | 1900 | 30 | | |
| KYN/KSN | 3600 | Daily | 1700/1900 | 68 | 484 | 268 |
| LVL6 | 52.525 | Daily | — | 29 | 347 | 176 |

The Louisville HAM KENVENTION is definitely scheduled for Oct. 15, 1966, at the Kentucky Exposition Center in Louisville. W8UPB, our recently reelected Director, spoke at a meeting of the Wilderness Radio Club, Danville. WA4UMN reports a simple PTT hookup for the Clegg 998 he will be glad to share. W4WNH reports a good month in Nov. for MS work on 144 Mc. WA4-GHQ lists 83 QNI with 29 stations, 10 cities and 2 states on the Lexington 50.3-Mc. Net for Nov. W4TPB is home from the hospital and now on 6 meters. WA4-QZV, WA4MRG and WA4LTP are on 6-meter s.s.b. WA4YSK has the new 6-meter rig debugged. WA4ONH is working 6-meter DX with 7 watts. WA4UAZ says his Sunday School class is radio-minded with W4ARTI as teacher and WA4ROY and WN4YEA class members, along with several SWLs and prospective amateurs. WA4LLZ has been doing extra duty as NCS three mornings a week on MKPN. WA4AVV has the KPON well organized and meets at 1300 EST on 3945 kc. every Sat. Traffic: WA4AGH 307, WA4DYL 221, W4BAZ 204, W4-KFO 169, W4ABF 144, W4ATPB 143, W4RHZ 88, WA4UMN 65, WA4VCN 60, K4MAN 52, WA4GMA 37, W4KJP 32, W4CDA 31, WA4IBG 12, W4OYI 12, W4ATTE 12, WA4WQZ 11, W4BTA 9, WA4QLK 6, W4JUI 4, WA4UAZ 3.

MICHIGAN—SCM, Ralph P. Thetreau, W8FX—SEC: K8GOU. RMs: W8ELW, K8QKY, W8EU, K8-KMIQ. PAMs: W8CQU, K8LQA, K8JED. V.H.F. PAMs: W8YAN, W8CVQ. Appointments: W8SLV as EC; W8-

SS-1R



The New 701 Series SS-1R is Greater than Ever

The SS-1R, with its unique approach to receiver front-end design, has been called a major advance in HF receiver art. Continuing engineering improvements now incorporated in the 701 series make the SS-1R greater than ever. For example:

Sensitivity has been improved by 3 to 6 db. Typical production units measure $0.25 \mu\text{v}$ for 10 db S+N/N.

Sideband Stability is even better; USB and LSB BFO frequencies are now *crystal-controlled* while retaining variable BFO for CW.

Sideband Quality is clean and distortion-free over a tremendous range of signal strengths (from a microvolt to as much as a volt!). An improved product detector (employing a 6BY6) combined with an i.f. cathode-follower (now a 6AV6) to drive the a.g.c. circuits has increased the already large dynamic range of the SS-1R.

Reliability and Performance Stability have been improved through 1) redesign of a simpler, rugged dial-drum and display mechanism, 2) use of precision glass and ceramic piston trimmers in all critical circuits, and 3) an effective quality - assurance program throughout production and test.


Plus: Crystals for full 10 meter coverage provided.

Improved super-durable sand-blasted finish for the rugged extruded cabinet.

Superior SS-1R Speaker quality.

SPECIAL FEATURES: Freedom from Cross Modulation and Overload • Extreme frequency precision with digital readout in kilocycles. Slow (10 KC per turn) manual tuning rate provides precise tuning of sideband signals • Motor Drive of tuning mechanism for fast traverse of band • 5.0, 2.5 and .35 KC Selectivity with 2:1 60/6 db skirt characteristic • Crystal Lattice Filters • Special Hi Q IF Circuits • Autocalibration of amateur bands to WWV • Choice of AM, USB, LSB or CW modes • Provision for use with the unique SS-1S Noise Silencer and with dramatic new SS-1V Video Bandscanner.

SS-1V, Video Bandscanner. This unique oscilloscope display unit, when used with the SS-1R shows all signals in the band in use, or any portion of the band can be expanded to full screen for detailed examination. Both linear and logarithmic displays are provided. A marker pip constantly shows the exact frequency to which the receiver is tuned. The sharp resolution of this unit permits observation and measurement of two AM sidebands displaced only 2.5 kc. from the carrier. Provision is made for transmitter monitoring or analysis.



Squires - Sanders, Inc.

MARTINSVILLE ROAD / LIBERTY CORNER • MILLINGTON, N.J. 07946

WXO as ORS; W8F5E and K8JED as OPSS. New officers: Grand Rapids Jr. Colloge ARC—W8BIKP, pres.; K8ZAJ, vice-pres.; W8QJAM, secy.; W8LDP, trustee of WA8MTY. Amateur V.H.F. Assn.—W8F6GK, pres.; K8BMC, vice-pres.; W8K0X, secy.; W8VUU, treas. Lake Huron RC—W8HQW, pres.; K8GWA, vice-pres.; K8ERF, secy.—treas. Metropolitan Rag Chewers Club—K8MDV, pres.; W8CXS, vice-pres.; W8RNY, secy.; W8EMIN, treas. Michigan 6-Meter Club—K8JGF, pres.; K8BOU, vice-pres.; K8SPE, secy.; K8PCN, treas. Silent Keys: W8JUJ and W8QBL. W8JUJ left a big hole to be filled in the Van Buren ARC. K8SJJ is in the Philippines. W8CAM started code practice Dec. 1 on 1804 kc. at 7 P.M. Mon. through Fri. and W8CTY holds elementary code classes each Mon. evening at his home. W8NH9Y got a new Ameco 6 & 2 transmitter. W8ENM has a new 150-t. tower up. W8LKH has a tower and beam up two houses away from W8LUQ! W8NRX put up a tower and 20-meter beam. The Oakland County AREC banquet will be held Feb. 19 at 7 P.M. in the Birmingham Masonic Temple. K8MHS has a new Swan 350 transceiver, a gift from U.P. friends. New officers of the Twin Sault RC are W8HHD, pres.; W8HX1, vice-pres.; K8ILN, secy.; W8HII, treas. W8HBZ has a new SB-300 receiver, as has K8AMH. W8IV has water in his line—which line, bathroom, telephone or coax? W8DJC is operating from Mich. Fecl. at Houghton. The U.P. evening Net Manager is W8LSZ. Michigan 6-meter PON Manager is W8LRC with W8YAN as secy. Mich. C.W. PON Manager is VE3DPO. W8BBLU and his XYL spent four weeks in Phoenix with their daughter and son-in-law. W8EDI (ex-W8CDD) and W8EDH (ex-W8BZZ). W8BLU has retired after 40 years at Ford's. The whole family visited K7UGA. The Auto State YLS (TASYLS) has been formed and meets Thurs. at 1030Z on 3900 kc. with W8ENW, pres.; K8VCB, vice-pres.; W8CTE, secy.; W8ARJ, treas. K8LNE made the BPL Traffic: (Nov.) K8LNE 620, K8QKY 382, K8KMQ 224, K8JJC 205, W8CQB 184, K2L1L/8 182, K8ZJU 154, K8GOU 143, W8LRB 138, W8APM 129, W8ARM 115, W8FX 113, W8LHM 109, W8ENW 105, W8BQK 88, W8BEZ 86, W8LRC 72, W8RTN 69, K8BYX 68, W8MQT 68, W8ELW 67, K8ILLR 57, K8JGF 50, W8UFS 50, K8VQV 46, K9RIU/8 46, W8YAN 43, W8EU 40, K8JED 37, W8MGM 25, W8EJR 24, W8CZJ 21, W8TBP 21, W8AUJ 19, W8FWQ 16, W8HGE 14, W8PIS 13, K8DJQ 11, W8AHY 10, W8DSE 8, W8CCTE 7, K8AQA 6, W8ALNE 6, K8QLL 4, W8IFK 2, K8YDA 2, W8AAM 1, W8WNN 1. (Oct.) W8ANF 75, W8IWP 15, W8NPF 4, K8LOS 1.

OHIO—SCM, Wilson E. Weckel, W8AL—Asst. SCM; J. C. Erickson, W8DAE, SEC; W8HNP, RMs; W8BZN, W8BAE and K8LGB. PAMs: W8VZ, K8BAP and K8LUDK. The Six Meter Nomads had nominations for its 1966 officers. Canton ARC's *Feedline* says W8OYV was on vacation. K8YVZ was in the hospital. W8YKA moved back to Canton and the Canton Chapter of the QCWA held its banquet-meeting in Massillon. The Univ. of Akron ARC has been reactivated with W8FPI/W8APGD elected as its manager, K8OYQ its chief operator. W8LIJ its faculty advisor and W8CMO trustee. The Seneca RC held its annual pot-luck dinner and saw a film taken by K8ZMP on his trip to Canada. W8PL and K8GTS joined the Silent Keys. Toledo's *Ham Shack Gossip* tells us W8STF joined the Silent Keys; W8SQB received his General Class license; W8NRZP, W8NRZQ and W8NRZR are new Novices from De-Vilbiss High School; W8NSAE, W8NSAR, W8ARAC and W8IRWE are new Technicians; Toledo Mobile RA held a dinner dance; K8LUC was married; W4ABL, ex-W8RCU, visited K8TVX; W8MUC spoke to the Toledo RC on linear amplifiers; W8YKF was in the hospital and W8HUC now has a new 40- and 80-meter dipole. W8AFI sends in this news: W8NSCY is a new Novice in Bucyrus, W8MZD lost his beam because of the wind, K8BZZ has a new baby boy and his wife, W8NJP, kept in touch with home on 2 meters from the hospital. W8AQ and his wife vacationed in Florida. W8DQG received his amateur Extra Class license. Maroon ARC saw a movie of Col. Glenn's Flight of the Freedom 7 and the club conducts General Class license classes with W8SSL and W8CUX as instructors. Newark ARA's *NARA News* informs us that the club station was issued the call WA8SRT. W8IGI was elected club treasurer, a code and theory class was started by W8DYD, K8PKJ demonstrated the techniques of radio control flying of model aeroplanes, W8JGE received a certificate of merit for perfect copy of the Armed Forces Day RTTY broadcast, W8LTO moved to Tennessee. According to Mt. Vernon ARC's *K8EEN Newsletter*, the club held a White Elephant auction and swap and the nominating committee decided on a list of names to be voted on. Columbus ARA's *Coroscope* says they saw an ARRL movie explaining the theory of s.s.b. radio techniques and discusses s.s.b. as compared with

a.m. techniques and elected its 1966 officers. K8DIJ is snooping on 6 and 2 meters with a VHP-152A converter. Miami County ARC's code classes average 33 per session. W8NUN is now on 6 meters. W8SHO received his General Class license. W8RPF is on s.s.b. with a new Swan 350. W8KDJ has a TR-3. W8TAE uses higher power with a Warrior amplifier. W8S14 (ex-W8ALCW) has moved to Warren. K8NJS moved to Parma. The V.H.F. High Banders held an auction. Babcock & Wilcox ARC saw two movies, "Rest of your Life" and "White Tailed Buck." 1966 officers of the Westpark Radioops are W8VIO, pres.; W8PIW, vice-pres.; K8JZR, secy.; and W8SON/8, treas. W8DAE made the BPL in November. W8DUY says the East Shore V.H.F. Club has two new members. W8YOS and W8DKI. Traffic: (Nov.) W8DAE 294, W8CFJ 205, W8PNI 150, K8LGA 136, K8UCB 116, W8BZX 77, W8QCU 63, K8DIJ 62, K8YDR 55, W8MGA 51, W8FKD 50, W8FSX 49, K8BYR 46, K8LGB 45, K8LFI 30, W8LZE 30, W8LAG 27, W8DQD 25, W8ENM 10, W8JNT 10, W8PMM 10, K8DIU 9, W8FGD 5, W8KPN 5, W8WEG 4, W8HFI 3, K8BNL 2, W8RWZ 2, W8BX 1. (Oct.) W8GTY 253, W8HVR 165, W8DRU 88, W8JXM 7, W8WFG 4, W8DII 2. (Sept.) W8HVR 25. (Aug.) W8HVR 215. (July) W8HVR 126.


HUDSON DIVISION

EASTERN NEW YORK—SCM, George W. Tracy, W2EFU—SEC; W2KGC, RM; W2VYS, PAM; W2JGG. Section nets: NYS on 3070 kc. nightly at 2400 GMT; NYSPTEN on 3925 kc. nightly at 2300 GMT; ESS on 3590 kc. nightly at 2300 GMT. Endorsements: W42LJM and W2WGS as ORSS. Congrats to W8ZHY on his first BPL for Nov. traffic. Official Observer K2LSX has moved to N.J. We wish you luck, John. ESS Mer. W2VYS reports traffic of 218 for October on the net. The Westchester Club moved back to the County Center for its Oct. meeting. At the Albany Club, W2AWF brought in some old gear which he demonstrated for the newer members. At Westchester, K2UYH spoke on weak signal detection methods and their applications to h.f. and v.h.f. November was Auction Month at the Schenectady Club with a large attendance. Reports from the nominating committee and the Board of Directors featured the meeting of the New Rochelle Club. Its mobiles handled the Thanksgiving Eve Parade in New Rochelle. Congrats, W8ZHY reports he completed WAS during the Sweepstakes for 50/35. Hunting was good for W8HYA, who reported both a buck and doe, but like all sportsmen he didn't say where he shot them. The Schenectady Club has a v.h.f. transceiver stationed at Ellis Hospital for portable use by any member who may be a patient. Seems like a good morale builder. Traffic: (Nov.) W8ZHY 259, W2VYS 178, K2AJA 66, W2HXP 50, W2ANV 26, W2WGS 21, W2URP 9, W2DDC 5, K2IHW 5, W8IYA 3, W2DXB 1. (Oct.) W2ZPD 6, W2S 2.

NEW YORK CITY AND LONG ISLAND—SCM, Blaine S. Johnson, K2IDB—Asst. SCM; Fred J. Brunjes, K2DGI, SEC; K2OVN. Section nets:

| | | | | |
|-----------|------------|--------------|-------|-------|
| NLI | 3630 kc. | 1915 Nightly | W2EXP | — RM |
| VHF Net | 145.8 Mc. | 2000 TWTH | W2EW | — PAM |
| VHF Net | 146.25 Mc. | 1900 PSSHm | W2EW | — PAM |
| NYCLIPN | 3932 kc. | 1600 Daily | W2DXM | — PAM |
| NLS (Slo) | 3630 kc. | 1845 Nightly | W2RUE | — RM |

NYC-LI AREC Nets: See Dec 1965 column for schedules. Many thanks for all of the reports on the "Black-out" Emergency. In addition, the section officials wish to express their heartfelt thanks to all who signed into their various nets, or turned up at their c.d. headquarters. BPL certificates were awarded to W2RUE and W2ACH. W8ZHWB has resigned as PAM for NYC-LIPN for personal reasons. W8DXM was appointed PAM-NYCLIPN to succeed him. K2LCK has settled in Baldwin with a brand-new XYL! W2EXP has received the Clandigger's certificate and the RTTY SECDEF award. W8NGZ has changed his abode, but he's still in Freeport. W2PF keeps three shreds per week with KV4AB/W2KW in St. Thomas, V.I. W8ZRB has a new Eico 750K modulator and a new s.w.r. bridge to keep him company. W8UDD is on 40 meters with 75 watts and an NC-88. W8ZEMJ, a resourceful type OPS, is trying to interest YL W8ZDGE in traffic, among other things. W2GP operated from KP4EZ and enjoyed being on the receiving end of pile-ups. New officers of the QRP Chapter #1 are W2JXK, pres.; W2HYY, vice-pres.; W8CNS, secy.; W2LEI, treas. W8ZTM has converted a Mark 2 and it works fine. W8KSK, who went off to Fairleigh Dickinson U., is back on 15 meters from the club station at F.D.U. K2UAM put an 80-meter dipole up about 125 feet and worked 15 countries the first night. W8ZUBE, vice-pres.

AMECO*Leader in Compact, Quality Ham Gear***NEW VFO FOR TX-62 or any other VHF TRANSMITTER****NEW AMECO VFO FOR 6, 2 & 1 1/4 METERS**

The new Ameco VFO-621 is a companion unit designed to operate with the Ameco TX-62. It can also be used with any other commercial 6, 2, or 1 1/2 meter transmitter.

Because it uses a transistorized oscillator circuit, it is extremely stable. An amplifier stage provides high output at 24-26 MC. The VFO includes a built-in solid state Zener diode regulated AC power supply.


This new VFO is truly an exceptional performer at a very low price **Model VFO-621 \$59.95 net.**

The NEW AMECO TX-62

In response to the demand for an inexpensive compact VHF transmitter, Ameco has brought out its new 2 and 6 meter transmitter. It is easy to tune because all circuits up to the final are broadbanded. There is no other transmitter like it on the market!

SPECIFICATIONS AND FEATURES


Power input to final: 75W. CW, 75W. peak on phone.
 Tube lineup: 6GK6—osc., tripler, 6GK6 doubler, 7868 tripler (on 2 meters) 7984-Final, 12AX7 and 6GK6 modulator.
 Crystal-controlled or external VFO. Crystals used are inexpensive 8 Mc type.
 Meter reads final cathode current, final grid current and RF output.
 Solid state power supply.
 Mike/key jack and crystal socket on front panel. Push-to-talk mike jack.
 Potentiometer type drive control. Audio gain control.
 Additional connections in rear for key and relay.
Model TX-62 Wired and Tested only \$149.95

AMECO EQUIPMENT CORP. 178 HERRICKS RD., MINEOLA, L. I., N. Y.**NUVISTOR CONVERTERS FOR 50, 144 AND 220 MC. HIGH GAIN, LOW NOISE****Model CN**


Has 3 Nuvistors (2 RF stages & mixer) and 6J6 osc. Available in any IF output and do NOT become obsolete as their IF is easily changed to match any receiver. Average gain — 45 db. Noise figure — 2.5 db. at 50 Mc., 3.0 db. at 144 Mc., 4.0 db. at 220 Mc. Power required 100-150V. at 30 ma., 6.3V. at .84A. See PS-1 Power Supply. Model CN-50W, CN-144W or CN-220W wired, (specify IF.) \$49.95. Model CN-50K, CN-144K or CN-220K in kit form. (specify IF.) \$34.95

ALL BAND NUVISTOR. PREAMP 6 THRU 160 METERS**MODEL PCL. Wired, \$24.95
MODEL PCLP, with built-in power-supply, wired, \$32.95**

2 Nuvistors in cascade give noise figures of 1.5 to 3.4 db. depending on band. Weak signal performance, image and spurious rejection on all receivers are greatly improved. PCL's overall gain in excess of 20 db. Panel contains bandswitch, tuning capacitor and 3 position switch which puts unit into "OFF," "Standby" or "ON," and transfers antenna directly to receiver or through Preamp. Power required — 120 V. at 7 ma. and 6.3 V. at .27 A. — can be taken from receiver or Ameco PS-1 supply. Size: 3"x5"x3".

COMPACT 6 THRU 80 METER TRANSMITTER**Model TX-86**

Handles 90 watts phone and CW on 6 thru 80 meters. Final 6146 operates straight thru on all bands. Size — only 5" x 7" 7 7/8" — ideal mobile or fixed. Can take crystal or VFO. Model TX-86 Kit \$89.95 — Wired Model TX-86W. \$119.95. Model PS-3 Wired \$44.95. Model W612A Mobile Supply wired \$54.95.

**CB-6**

CB-6K — 6 meter kit, 6ES8-rf Amp., 6U8-mix./osc. \$19.95
 CB 6W — wired & tested \$27.50
 CB-2K — 2 meter kit, 6ES8 1st rf amp., 6U8 — 2nd rf amp./mix, 6J6 osc. \$23.95
 CB-2W — wired and tested. \$33.95
 Model PS-1 — Matching Power Supply — plugs directly into CB-6, CE-2 and CN units. PS-1K — Kit ... \$10.50
 PS-1W — Wired \$11.50

EASY TO UNDERSTAND AMECO BOOKS

Amateur Radio Theory Course \$3.95
 Amateur License Guide50
 Radio Operators' Lic. Guide, EL 1-275
 EL 3 1.75 EL 4 1.25
 Amateur Log Book50
 Radio Electronics Made Simple 1.95

Write for details on code courses and other ham gear.

**CODE PRACTICE MATERIAL**

Ameco has the most complete line of code records, code practice oscillators and keys. Code courses range from start to 18 W.P.M. and are on 33, 45, or 78 r.p.m. records. Model CPS oscillator has a 4" speaker and can be converted to a CW monitor.

Dept. GST-2

Ameco equipment at all leading ham distributors.

AMECO EQUIPMENT CORP.

178 HERRICKS RD., MINEOLA, L. I., N. Y.

Affiliated with American Electronics Co. and Ameco Publishing Corp.

of the Patchogue HSARC, reports the club station is on with an SCR-522 transmitter, HE-30 receiver with Ameco nuvistor converter and a pair of stacked three-element beams. WB2NDI and YL WB2OGP got hitched Nov. 30. The New York City YLRL-type girls held a luncheon for the lovely G2YL which was attended by our own lovelies, W2EEO, W2EUL, W2YJZ, W2OWL, W2QWL, W2RAQ, W2AGPT and W2BOGP. By the way, W2GPK, daughter of W2EEO, is expecting her 4th lil' rascal! W2AFTS was one of the stalwarts who manned a rig atop a cold and windswept roof during the Pope's visit. W2AGKQ visited NASA and met the astronauts! W2AGPT not only received the section ARPSC Achievement award, but also was recognized as the station handling the most Navy traffic in this district. WB2PYI (ex-W3TSC) of Sag Harbor is the new 1966 Second District Chairman of the YLRL. Anyone interested in joining YLRL, or having YL-type news should contact WB2PYI. The Long Island Mobile Amateur Radio Club (LIMARC) was formed to promote technical, operational and social activities of mobile enthusiasts in this area. Temporary officers are W2KPK, pres.; W2BVU, vice-pres.; K2PKH, secy.; WB2FNT, treas. The LIMARC will meet the 1st Tue. of each month at the Carle Place Lounge, Carl Place, N.Y. All mobile enthusiasts, regardless of band of operation, are welcome. The first ARPSC Conference was held between County ECs, PAMs, RMs, SEC, Asst. SCM and SCM for the purpose of gluing together the section ARPSC activities. Traffic: WA2RUE 1373, WB2ACH 574, WB2DXM 372, W2EW 263, WA2FTS 128, WB2ECH 101, K2AAS 88, W2GKZ 78, WB2AFK 77, W2EXP 61, WB2NGZ 51, WA2LJS 20, W2PF 26, WB2RQF 26, W2DRHQ 25, WB2MLN 24, WB2RBA 24, WN2TCS 23, WB2LDD 18, WB2EMJ 16, K2UAT 16, W2EC H, WB2DDB 10, W2JTZ 10, K2KYS 10, WA2WAO 6, K2YQK 4, WB2BKS 3, W2GP 3, WB2TRX 3, WB2AWX 2, W2SEU 2.

NYC-LI QSO PARTY

February 12-13

The South Shore Amateur Wireless Assn. invites all amateurs to participate in the New York City-Long Island Section QSO Party by contacting as many NYC-LI stations as possible.

Rules: (1) Contest Period: 2300 GMT Feb. 12 to 0500 GMT Feb. 14. (2) General Call: On c.w. "CO NL" or "DE NL." On Phone "CO New York City-Long Island." (3) Scoring: Stations outside NYC-LI count two points for each NYC-LI station worked, and multiply by the number of counties worked (7 maximum). NYC-LI stations count two points for each station worked outside the section, one point for section contacts and multiply by the number of ARRL sections worked. Multiply final score by 1.25 if power 150 watts or less at all times. Phone and c.w. are considered the same contest. (4) Exchange: QSO number, RS(T), ARRL section or NYC-LI county. (5) Awards: Certificates go to section winners, county winners, and Novice high scorer. (6) Frequencies: 3560-70, 3900, 7030-40, 7250, 14080-90, 14250, 21050-60, 21350, 28010-20, 29000 kc., and 50.4 and 144.5 Mc. Check 1810 kc. at 0300 GMT both evenings. (7) Entry: Logs must be postmarked no later than Feb. 28, 1966. Contacts during contest apply for WNYC-LI certificate, participating logs confirming. Send logs to the S5AWA, 116 Locust Street, Valley Stream, New York 11581.

NORTHERN NEW JERSEY—SCM, Edward F. Erickson, W2CVW—SEC: K2ZFI. NNJ NTS section nets:

| | | | | | |
|----------|-------------|------------|-----------|--------|-----|
| NJN | 3695 kc. | 7:00 P.M. | Daily | WB2AEJ | RM |
| NJ Phone | 3900 kc. | 6:00 P.M. | Ex. Sun. | W2PEV | PAM |
| NJ Phone | 3900 kc. | 9:00 A.M. | Sun. | W2ZI | PAM |
| NJ 6&2 | 51,150 kc. | 11:00 P.M. | M-W-Sat. | K2VNL | PAM |
| NJ 6&2 | 146,700 kc. | 10:00 P.M. | Tue.-Sat. | K2VNL | PAM |

All times local. AREC skeds are available from K2ZFI. New appointments: WA2TEK as OBS-Mon., Wed., Fri. on 3625 kc. RTTY at 4:45 P.M. local, 3900-ke. phone at 5:45 P.M. local. WB2OHK is now an ORS. Welcome to K2LSX-OO, transferred from the E.N.Y. section. WB2QLF is trying to keep the New Jersey Two active. Please call in Tue. and Sat. at 10 P.M. local time on 146,700 kc. The Navasink Emergency Net meets daily at 9:00 P.M. on 145.8 Mc. All Monmouth County amateurs are encouraged to check in. Contact WB2BCS for details. WB2BXX and WB2KTO are active members. WB2QGB has a new NCX-5 which he is using for

Official Bulletin transmissions on 15 meters. WB2IYO has constructed a station console. WA2UDT needs two more states for WAS. W2NKD has been appointed director of C.D.D.C. in Scotch Plains. W2NVA is active on 20-meter c.w. and 15-meter phone. W2MTP/M, in a new apartment, is sticking strictly to 10-meter mobile. WB2LAM has a new Clegg 22er and has earned the nickname of "The Big Ear" for his long listening sessions on all bands. WB2LIR has a new DN-60. WA2EJZ is back on the air and has a new 14AVQ antenna. W2COT, now retired, recently toured the West Indies. Bruce has been appointed financial advisor for the 1966 Hudson Division Convention. K2UKQ is active in CD parties and YL contests. Kay is back on 2 meters now that the beam is fixed. WB2HJW has a new linear and two-element quad. W2CVW has a new HQ-180AX for general coverage. SEC K2ZFI and yours truly spoke to the Irvington Radio Amateur Club on appointments and AREC. ECs WR2NSV and W2COT AND ORS W2NAK also were in attendance. Good luck to OES WB2GKF in the military service. School work and other activities have been responsible for a general drop in radio operating activities and hence this column is shorter than usual. Hope to hear from more of you in 1966. Official observations—Nov.: W2TPJ 20; no other reports. Traffic: (Nov.) WA2TEK 344, WB2AEJ 270, K2VNI 189, WB2JWB 164, WB2FIT 153, WB2KSG 50, K2ZFI 49, WB2OHK 31, W2BCCF 27, WB2HLH 21, W2PEV 15, K2JTU 13, WB2QLF 13, WB2KTO 12, W2DRV 10, K2EQP 9, WB2BCS 8, K2MFX 7, WB2BXX 6, WA2DEW 6, K2SLG 5, WB2OYK 4, WA2TAF 4, WB2TCH 3, W2N1Y 3, WB2QGB 3, WB2IYO 2, WA2UT 2, W2EWZ 1, WB2GFI 1. (Oct.) K2KDQ 216, WB2KTO 33, WA2SRQ 24, K2JTU 7.

MIDWEST DIVISION

IOWA—SCM, Dennis Burke, W0NTR—SEC: K0BRE. No change in the other appointees. All clubs who are not ARRL affiliated, please send your club name and roster of officers to Ronald M. Schewpe, 920 32nd St., Sioux City, Iowa, former SEC of Iowa, who is organizing an Iowa QSO Party for next spring. Do not delay because time is running out and Ron wants to notify all clubs of the time and rules for the party so that their members will be ready to participate. This is one way of getting our section on the map. Get ready to go when the day comes. Net reports for Nov.

| | |
|---------------------|------------------------------|
| 160 M Phone Net | QNT 810 QTC 13 Sessions 30 |
| 75 M Phone Net | QNI 1292 QTC 101 Sessions 26 |
| Hamilton County Net | QNI 211 QTC 3 Sessions 20 |

Traffic: W0LGG 577, KOASR 129, W0USL 90, W0NTR 80, WA0DYV 54, WA0JEC 32, KOEVC 20, K0TDO 13, W0MMZ 10, W0QVZ 10, W0BKR 6, W0NGS 6, K0TFT 6, W0LJW 5, K0QKD 5, W0PJP 3, WA0MHH 3, K0AZJ 2.

KANSAS—SCM, Robert M. Summers, K0BNF—SEC: KOEMB. RM: WA0JIL. V.H.F. PAMs: W0OHLJ, K0VHP.

| | | |
|---------|-----------------|----------------------------------|
| KPN: | 16 sessions | 151 QNI, 42 QTC. |
| QKS: | 1830 CST daily | 3610 kc. QTC 36 Mgr.: WA0JTI |
| HBN: | 1205 CST M-Sat. | 3880 kc. 22 sessions QNI 801 |
| | QTC 132 | WA0EMQ asst. net mgr. reporting. |
| KWN: | 1800 CST M-Sat. | 3920 kc. QNI 253 QTC 8 |
| EC Net: | 1300 CST Sun. | 3920 kc. QNT 41, QTC 6 |

Your SCM has bought a new home and the new address is 3045 North 72nd, Bethel, Kans. 66009, Tel. CY9-1128. SEC KOEMB reports there now are 553 AREC members in the state, with 49 Asst. ECs serving them. KOYLV is having a bull with a new Apache and an SB-10. WA0CCW says that 2 meters is quite the band, having regular skeds with no problems. W0RYV will be off the air because of a burned-up receiver. W0VBQ is traveling as an inspector on a new 245-kc. transmission line from K.C. to Wichita, and ham radio will take a back seat for about a year. V.h.f. around K.C. 6-meter-wise is reported by WA0DZI with 100-mile ground-wave consistency. New Asst. ECs are W0VRZ and WA0HH for Zone 10; WA0KEC for Zone 13; and WA0ISL for Zone 11. Traffic: (Nov.) W0OHLJ 998, KOHGI 170, WA0EMQ 48, KOEMB 47, K0BNF 46, WA0JIL 46, WA0FCO 38, K0GZP 31, WA0CCW 27, W0BYV 18, KOJMF 18, K0LPE 14, K0PSD 11. (Oct.) KOJDD 43, W0WFD 4.

MISSOURI—SCM, Alfred E. Schwaneke, W0TPK—SEC: W0BUL. New appointments: WA0DGG and WA0KNW as OPs. WA0FMD as ORS. Appointments renewed: W0KIK and W0OOD as ORS; KOJWN as OES. SS messages were received from KOAXU, WA0BGU, W0BUL, WA0CHH, WA0CTY, WA0DGG, W0EFE, WA0ELM, WA0EMM, WA0FKD, KO-

EIMAC

introduces 5-500A pentode for retrofit into 1 kW AM transmitters

If you use 400 feet of RG8U coax between transmitter and antenna, your 1 kW AM transmitter using a pair of 4-400A's has to work harder to generate 1200 watts so you'll have 1 kW at the antenna base. That's marginal operation. There's no need for marginal operation with Eimac's new 5-500A power pentodes. Running well within ratings, this inexpensive new 500 watt tube is ideal for retrofit in 1 kW AM transmitters: just change the filament transformer and re-adjust bias and screen voltage. The 5-500A features a balanced filament which comfortably exceeds FCC hum and noise specifications. As a linear amplifier, the 5-500A will provide a two-tone signal with third order products of -39 db at 450 watts PEP, or -32 db at 600 watts PEP. Write Power Grid Product Manager for details or contact your local EIMAC distributor.

5-500A CHARACTERISTICS CHART

Maximum Ratings Plate Modulated

Radio Frequency Amplifier


| | |
|------------------|--------|
| DC Plate Voltage | 3200 V |
| DC Plate Current | 340 mA |

Typical Operation (Carrier Conditions)


| | |
|-------------------|--------|
| DC Plate Voltage | 2700 V |
| DC Screen Voltage | 475 V |
| DC Plate Current | 280 mA |
| Carrier Power | 600 W |

EIMAC

San Carlos, California 94070
A Division of Varian Associates



QST PROTECTOR!



As QSTs get older, they become more valuable. Are your 1965 copies scattered sloppily about the shack? If so, why not file them neatly. The best way to accomplish this is to place them in sturdy, good-looking QST Binders.

Finished in reddish-brown fabricoid with stiff covers, each Binder holds twelve issues of QST, opens to any page and lies flat. Your copies are protected and always available for easy reference.

- Holds 12 issues of QST
- Opens to any page and lies flat
- Protects and preserves your copies
- QSTs always available for reference

QST BINDERS (POSTPAID)
Each—\$3.00

Available only in the United States
and Possessions

**AMERICAN RADIO RELAY
LEAGUE**

Newington, Conn. 06111

RPC, KOGSV, WOGUZ, KOIOG, KOJNF, KOJPI, WOTDR, KOYGR, KOYIP, KOAXU, of the NW St. Louis ARC, operated portable 9 in the SS with KOs ECG, TIO, JPL, YIP, GSV, EOD assisting. MEN has changed its schedule to meet at 2330Z (5:30 p.m. CST) on M-W-F to overcome winter skip. The PHD Net is operating on 50.45 Mc. Mon. at 2330Z. WOZLN, U, of Mo. ARC, has 2-kw. s.s.b. with J-slot on 144 Mc. for Oscar work. KOGYK, WAOCWV and WOBAB are new traffic managers for WOZLN. The SLARC (KOLR) elected WODSW, pres.; KOTOV, vice-pres.; KOHUO, treas., for second terms. New secy. is WAOKMF. The SLARC Ham of the Year Award goes to WOKY, c.d. director of St. Louis County. WOKY's Novice class produced 34 new hams! WAORGU received DXCC. WAQEMS made DXCC on s.s.b. WOEFE has a new TA-33 Sr. beauu. F.m. in KOONK's s.s.b. rig was caused by neighbor's hooking on the far end of the antenna for a BC receiver. WAQEMS clipped the lead off to cure the f.m.

| Net | Freq. | Time | Days | Sex. | QNI | QTC | Mar. |
|-------|-------|-------|--------|------|-----|-----|--------|
| MEN | 3885 | 2330Z | N-W-F | 13 | 173 | 36 | WOBUL |
| MON | 3580 | 0100Z | Daily | 30 | 210 | 141 | WOWYJ |
| SMN | 3580 | 0400Z | Daily | 20 | 34 | 25 | KOAEK |
| MNN | 3580 | 1900Z | M-Sat. | 26 | 49 | 11 | WOBUD |
| MSN | 3715 | 0300Z | Daily | 24 | 32 | 4 | KOONK |
| MsSSB | 3963 | 2400Z | M-Sat. | 26 | 695 | 180 | KOTCB |
| MoPON | 3810 | 2100Z | M-F | 23 | 337 | 217 | WOBVJ |
| QMO | 3580 | 2300Z | Sun. | 4 | 17 | 9 | WOPFKD |
| MTTN | 3940 | 2300Z | M-F | 22 | 269 | 248 | WAQEMX |
| PHD | 50.45 | 0130Z | Mon. | 5 | 89 | 15 | WOBFL |

Traffic: KOONK 622Z, WOHTO 214, WOWYJ 208, WOHVJ 192, WOVYO 165, KOAEK 162, WAQEMS 135, WOPFKD 131, WOEFE 104, WOZLN 89, KOJPD 76, WAQCHH 69, WAQAFM 57, WOBUD 57, KOTCB 40, KOJPL 37, KOELM 32, WAODGG 28, WADGT 26, WORTO 26, WOBUL 25, WOPFK 24, WOBFL 21, WOAMIO 18, WAORGU 17, WAOLYE 16, WAOHWJ 15, KOQYV 13, KOLGZ 11, KOJPS 10, KODEQ 9, KOYIP 8, WAOKNW 7, WOCQR 7, WAQJRI 6, WOBVL 3, KOBWE 2, KOPFC 2, WOKIK 1.

NEBRASKA—SCM, Frank Allen, WOGGP—SEC: KOJXN. Monthly net reports: Nebr. AREC Net, WOLRZ, QNI 111, QTC 4; Nebr. Morning Phone Net, KOUWK, QNI 632, QTC 44; West Nebr. Net, WOLNIK, QNI 344, QTC 20, WX 171; 160 Meter Net, WAQCBJ, QNI 377; Nebr. AREC C.W. Net, WAOEEI, QNI 9, QTC 1; Nebr. C.W. Net, WAQGHZ, 1st session QNI 150, QTC 32, 2nd session QNI 123; Nebr. Emergency Phone Net, WAOBID, QNI 1257, QTC 77; Nebr. Storm Net, KOJXN, 1st session QNI 774, QTC 24, 2nd session QNI 736, QTC 17. WONYU has been appointed OBS and now sends Official Bulletins on RTTY and c.w. each Mon., Tue., Wed., 1st and 2nd Thurs. and 3rd and 4th Fri. at 7:30 p.m. CST. c.w. first, RTTY following on 3627.5 kc. Bob has put in a lot of work in getting the RATT on. Thanks, Bob, for getting a Nebr. RTTY Bulletin Station. Traffic: WOLIK 161, WAQGHZ 107, WAOGVJ 64, WAOBIE 58, WOGGP 51, WAOBID 48, WAQAES 32, KOFRI 29, KORRL 25, WAQBOK 24, WOBPV 23, WAOKRK 15, WOPQB 14, WOVEA 12, WAOEEI 8, KODGW 7, WOPFNY 7, WOUKD 7, WAOHWR 6, WONOW 6, WOVRE 6, WAOERN 5, WAOIXD 5, KOFBD 4, WOHOP 4, KOJXN 4, KOVTD 4, WOBMN 3, WOBEGQ 3, KOUWK 3, WOERN 2, KOFJT 2, WOFQ 2, WAQHSX 2, WAQXF 2, WOPQP 2, KOTSU 2, WOKWP 2, WQZAG 2.

NEW ENGLAND DIVISION

CONNECTICUT—SCM, Fred Tamm, KIGGG—SEC: WIPRT, RM: WIZFM, PAM: WIYBH, V.H.F. PAM: KIRTS. Nov. net reports:

| Net | Freq. | Days | Time | Sex. | QNI | QTC |
|-----|-------|-------|------|------|-----|-----|
| CN | 3640 | Daily | 1845 | 30 | 270 | 137 |
| CPN | 3880 | M-S | 1800 | 29 | 392 | 150 |
| | | Sun. | 1000 | | | |

High attendance: CN—WIZFM, KIZND, WAAPY, KILMS; CPN—WIYBH, WIVU, WILUH, WAICBW. New stations on CPN are WAICYB and WIMPW. QRM on CN by commercials: The ARRI, Intruder Watch can use help in reporting unauthorized stations on our bands. The power failure in Connecticut activated RACES/c.d. groups in Southington and Bloomfield to provide communications via mobiles. Halloween "Goblin Patrols" were provided by HARA and CARA members and the Leyard RACES group. KIHJV hosted the annual Mobileer Dinner-Dance in Bethlehem. The SARA is sponsoring an Extra Class course at Southington High. New officers: Waterbury ARC—KIQOK, pres.; KIQFM, vice-pres.; KIOVF, secy.; WIGTE, treas. CARA—WAIAX, pres.; WIDDJ, vice-pres.;

New Webster
"Circle W" quality symbol
 heralds the

BIG K



high power
antenna at a
low power
price

Now . . . **BIG-K** . . . basically an improved version of the well-known Top-sider mobile antenna but with ONE-KW (p.e.p.) coils and priced to represent exceptional value.

New techniques and large quantity production have lowered manufacturing costs while maintaining highest quality. All of the savings are being passed along to the customer. **Compare these prices for a KW-rated mobile antenna!**

There will be only one type of coil—**BIG-K**—1000 watts p.e.p. for all bands (except the coil for 160-meters which is 300 watts p.e.p.). The basic antenna remains the same with the exception that the **BIG-K** aluminum column will be given a special coating for environmental protection. As before, the column is hinged, permitting coil and top whip section to fold over. Webster's exclusive fast release and positive lock-up feature remains intact.

Write for descriptive literature.



PRICE INFORMATION

| | |
|---|-------|
| WMW-B | |
| Fold-over mast and adjustable whip for KW coils. 93" long (Bumper)..... | 13.50 |
| WMW-D | |
| Fold-over mast and adjustable whip for KW coils. 77" (Deck mount)..... | 13.50 |
| KW-80 | |
| 1 kilowatt, 75 meter coil..... | 8.95 |
| KW-40 | |
| 1 kilowatt, 40 meter coil..... | 8.95 |
| KW-20 | |
| 1 kilowatt, 20 meter coil..... | 6.95 |
| KW-15 | |
| 1 kilowatt, 15 meter coil..... | 6.25 |
| KW-10 | |
| 1 kilowatt, 10 meter coil..... | 4.45 |
| TW-160 | |
| 300 watt, 160 meter coil..... | 5.80 |



RAYTHEON COMPANY

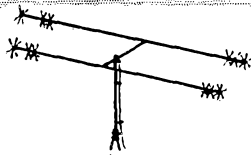
213 East Grand Avenue, South San Francisco, California 94080

CRAMPED FOR SPACE?

NOW . . . MINIATURIZED,
QUALITY ANTENNAS FOR . . .

- APARTMENTS
- SUBURBAN HOMES
- PORTABLE USE

featuring heavy wall aluminum and stainless steel construction throughout



6-10-15-20 METERS

The time proved B-24 4-Band antenna combines maximum efficiency and compact design to provide an excellent antenna where space is a factor. New end loading for maximum radiation efficiency. No center loading.

| | |
|------------------|-------------------|
| Oper. Freq. | 6-10-15-20 Meters |
| Power Rating | 600 Watts AM |
| Turn Radius | 7' |
| Total Weight | 11 lbs. |
| Single Feed Line | 52 ohm |
| SWR at Resonance | 1.5 to 1.0 max. |

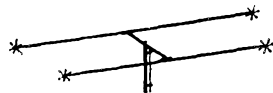
**Model B-24
Net \$59.95**

MULTIBAND COAXIAL ANTENNA FOR 6-10-15-20 METERS

Needs no ground plane radials. Full electrical 1/2 wave on each band. Excellent quality construction. Mount with inexpensive TV Hardware.

| | |
|------------------|-----------------|
| Power Rating | 600 Watts AM |
| Total Weight | 6 lbs. |
| Height | 12' |
| Single Feed Line | 52 ohm |
| SWR at Resonance | 1.5 to 1.0 max. |

Model C4 Net \$34.95



40 plus 10 METERS

New end loading for maximum radiation efficiency. No center loading employed. Element length only 18.5'....boom 10'.

| | |
|------------------|------------------|
| Oper. Freq. | 40 and 10 Meters |
| Power Rating | 1000 Watts AM |
| Single Feed Line | 52 ohm coax. |
| SWR at Resonance | 1.5 to 1.0 max. |
| Total Weight | 22 lbs. |

Model B 4010 Net \$79.50

RUGGED 6 METER BEAM

Rugged construction with no holes in elements or boom to weaken antenna. Heavy wall seamless aluminum and stainless steel throughout.

| | |
|------------------|-----------------|
| Power Rating | 1000 Watts AM |
| SWR at Resonance | 1.4 to 1.0 max. |
| Impedance | 52 ohms |
| Longest Element | 9'8" |
| Boom | 12' |

**Model B6M5
Net \$24.95 each
Two for \$44.50**

Write for Mini-Product's Miniaturized Antenna Catalog.

If there is no stocking distributor near you, order direct from factory. Free shipping to your QTH and we will prepay the costs in continental U.S.A.

DISTRIBUTORS WANTED IN KEY AREAS. Write for details to . . . Tom VanDale, K3JZ, Sales Manager.

Mini-Products, Inc.

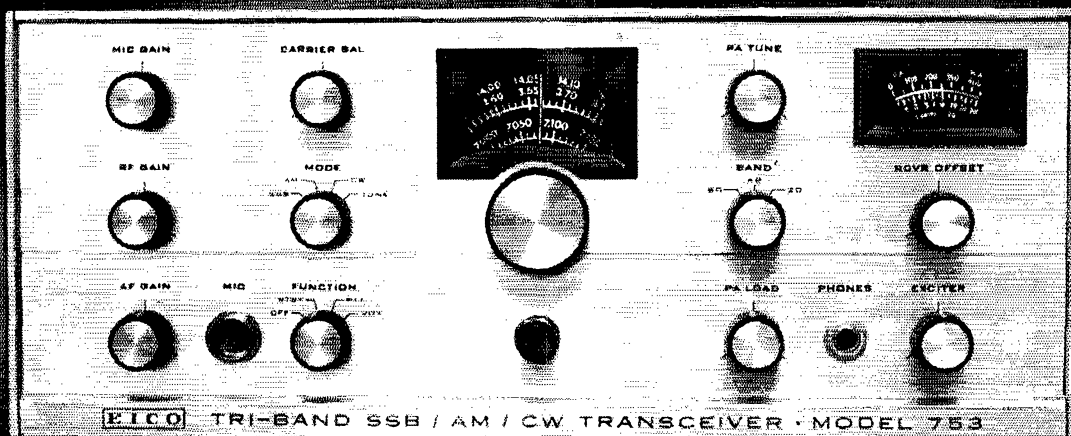
1001 West 18th Street, Erie, Pennsylvania

• LEADERS IN COMPACT ANTENNAS •

K1XZJ, secy.; W1ZKQ, treas. Loomis School ARC, K1QK1-K1N1ZUJ, pres.; W1WV, faculty advisor. K1PKQ has completed a new 829B 2-meter rig. W1DUV finished a 2 1/2-watt 2- and 6-meter rig. W1FNG is working on an E1CO 753 transceiver. K1TES is at Worcester Tech., W1A1TW at U. Conn., W1ZZK at Elon College (N. Car.), K1GUD/4 NROTC at Louisville U. Ky. K1CSB is in Germany with the Army. W1APA was VE1 in Nova Scotia. W1A1AZ is at Storrs, DX results: W1ECH, 250 232, K1LMS, 94/66. With deep regret, I have to report the passing of K1IKJ, who was killed in action in Viet Nam. John was a radio operator with a Special Forces team serving his country using skills gained as an amateur operator. Reports received: W1ECH-00, W1NDUV-OES, SS reports: C.w. 16 stations, phone 8 stations, with W1BGD and K1ZND leading in scores. New appointments: K1SRF as OPS. Endorsements: W1ADW as ORS and EC; K1VM1 as OES. Traffic: (Nov.) W1A1PY 465, K1ZND 428, W1EFW 307, W1ZFM 250, W1YBH 137, K1LMS 121, K1E1C 83, K1E1R 83, W1BD1 82, W1CT1 59, W1CBW 48, K1GGG 47, W1MPW 27, K1SRF 21, W1ECH 13, K1EY1 12, K1NTR 12, W1OBR 11, W1BNB 9, W1ACYB 8, W1PRT 7, K1AFC 6, W1APA 6, W1CHR 5, W1G1V 5, W1CTH 4, W1FVU 4, K1PKQ 4. (Oct.) K1E1R 154, K1E1C 92, W1ADW 4.

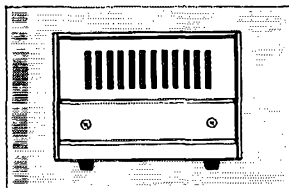
EASTERN MASSACHUSETTS—SCM, Frank L. Baker, Jr., W1ALP—W1AOG, our SEC, received many reports from e.d. groups who were called out during the "Blackout" of Nov. 9. K1VJT, is the new EC for Lynn. He is secy.-treas. of the North Eastern Mass. ARA. K1VJX is pres. K1PNB, our RM for the Eastern Mass. Novice Net on 3733 kc. Mon., Wed., Fri. at 8:30 to 7 P.M., says that the net is going along line with 92 QNIs, 13 sessions, 33 traffic. QNIs: W1N1S DWS, DRF, EVD, FDL, EGY, ELX, W1S D8Z, EDQ, ECC, K1PNB, ETT, VOK, YSI, YUB, W1S C8N, ZUB, DRO. K1PNB is now sending General Class Basic Electronics Theory to Novices. If interested drop him a line. The 6-Meter Crossband Net held 20 sessions, 301 QNIs, 17 traffic. Silent Keys: W1NFO, W1V5U, W1BKP, W1S IIF, CED and APT are in the hospital. K1YMW has a Swan 350. W1APX has a Tri-band beam. W1DIR has a new beam for 15. K1LZV is out on the high seas as a radio operator. W1ADUR, in Amherst, used to live on the North Shore. W1WJ, now in Weston, has room for antennas. K1ONW says W1KN is back on the air. W1RST has no time to get on the air. K1VCB is on many bands. W1ADIV is working DX. W1AUQ is doing a lot of OO work. The T-9 Radio Club met at W1MNK's. W1YHZ says things at the Fall River Club are a bit quiet. Another meeting was held to get the South Shore Club going again. W1MGP is mobile on 10 and works with various e.d. groups. W1S MVO and HNK have Drake TR4. Malden C.D. had slides from ARRL. W1THT's transmitter is OK now. The Framingham Club nets are on again on Wed. nights: 4 Meter, 51.15 Mc. at 8 P.M. and 10 Meter, 29.7 Mc. at 9 P.M. W1ALP attended the Netfest of the Winthrop group at W1BB's QTH. Our sympathy to W1TEO on the death of his wife. W1ADLU is secy. of the Norwood Club and classes are being held Mon. nights at 1930 in theory and code for all grades of licenses. W1LUG is in charge. The Middlesex Amateur RC had an auction with W1S QXX, AEM, LJO and K1OXX as auctioneers. W1FEU is on 40. W1E1J is on 2 and will be on 220 Mc. He is trustee for the Merrimack Valley ARC. W1NBN, and issues the WAMC awards. W1ZLX, PAM for our 10 Meter Net, now on 29.2 Mc. Mon. through Fri. at 2000 EST or 0100 GMT, is doing a lot of DX work and contests. W1NTA is busy teaching Electronics in Winthrop H.S. W1NEOT, on 15, has worked 20 states. W1NF joined the Morse Telegraphers Club. W1S1M gave a talk at the Quannapowitt RA on "Meteor Scatter QSOs on 2." W1CTS has retired and moved to Maine. K1SWU is in the Navy. W1QV, our New England Division Director, spoke at the Middlesex ARC. W1TY was awarded life membership by the Yankee RC. W1OYF is a busy fellow in many nets. K1UVX is alternate NC for the Yankee RC nets. W1FGQ, ex-KN1ZGD, will be on 6. W1W1O will be on the air soon. The Capeway RC met at W1ZST's and the new officers are: W1HPR, group mgr.; W1EYU, asst. group mgr.; W1ZST, treas.; K1NFZ, secy.; K1FGT, certificate secy. K1RSZ now is in Needham. K1VDO is in Cleveland, Ohio. W1RGI is in Brookline. W1PON is very active in Army MARS. W1QVK is state director. Appointments endorsed: W1S AUQ, BB, SVU as OOs; W1S BB, HBB, JVZ, K1QAM as ECs; K1OJQ as ORS. Our BPLers: W1PEX, W1CRX, K1CLM, K1CLM has a Tornado 500 p.e.p. W1ADJC has a new 80 antenna. K1WJD has an SR-150. W1SRU and W1ACFQ are on 75. W1ACKJ is on 2. New officers of the Marlboro ARA are K1RDC, pres.; W1JNS, vice-pres.; W1BNE, secy.; K1LNY, treas.; W1PRC, W1ACIB, directors. Meetings are held the 1st Wed. of the month on 28.6 Mc. W1VJH

NOW! A TRI-BAND SSB TRANSCEIVER KIT FOR 189.95




NEW EICO 753 SSB/AM/CW TRI-BAND TRANSCEIVER

Power Supplies Tailored for
Optimum Performance
of the 753.



**Model 751 Solid State AC
Supply/Speaker Console.**
Matching table-top companion
unit. Built-in PM speaker.
Kit \$79.95 Wired \$109.95



**Model 752 Solid State Mobile
Supply.**
For use with 12 volt positive or
negative ground systems. Fully
protected against polarity re-
versal or overload.
Kit \$79.95 Wired \$109.95

Build the finest of SSB/AM/CW tri-band transceivers with 200 watts of SSB punch and every wanted operating facility, plus the extra reliability and maintenance ease inherent in kit design. Assembly is made faster and easier by VFO and IF circuit boards, plus preassembled crystal lattice filter. Rigid construction, compact size, and superb styling make this rig equally suited for mobile and fixed station use. The new EICO 753 is at your dealer now, in kit form and factory-wired. Compare, and you will find that only the 753 has all these important features:

- Full band coverage on 80, 40 and 20 meters.
- Receiver offset tuning (up to ± 10 kc) without altering transmitter frequency.
- Built-in VOX.
- Panel selected VOX, PTT & STANDBY.
- High level dynamic ALC to prevent flat-topping or splatter and permit the use of a linear amplifier.
- Automatic carrier level adjustment on CW and AM.
- Dual ratio ball drive permits single knob 6:1 rapid tuning and 30:1 vernier bandsread (over 10 degrees of scale).
- Position of hairline adjustable on panel.
- Illuminated S-meter/PA Cathode Current Meter and tuning dial.
- Fast attack, slow decay AGC.
- Grid-block break-in CW keying.
- Product detector for SSB and CW, triode detector for AM.
- TR relay with auxiliary contacts for use with high power linear amplifier.
- Includes mobile mounting bracket.

ADDITIONAL SPECIFICATIONS

FREQUENCY COVERAGE: 3490-4010kc, 6990-7310kc, 13890-14410kc. SSB EMIS- SIONS: LSB 80 and 40 meters, USB 20 meters. RF POWER INPUT: 200 watts SSB PEP and CW, 100 watts AM. RF POWER OUTPUT: 120 watts SSB PEP and CW, 30 watts AM. OUTPUT PI NETWORK MATCHING RANGE: 40-80 ohms. SSB GENERATION: 5.2 Mc crystal lattice filter; bandwidth 2.7kc at 6db. STABILITY: 400 cps after warm-up. SUPPRESSION: Carrier-50db; unwanted sideband-40db. RECEIVER: Sensitivity 1uv for 10db S/N ratio; selectivity 2.7kc at 6db; audio output over 2 watts (3.2 ohms). PANEL CONTROLS & CONNECTORS: Tuning, Band Selector, AF Gain, RF Gain, MIC Gain with calibrator switch at extreme CCW rotation, Hair- line Set (capped), Mode (SSB, AM, CW, Tune), Function (Off, Standby, PTT, VOX), Carrier Balance, Exciter Tune, PA Tune, PA Load, Receiver Offset Tune, MIC input, phone jack. REAR CONTROLS & CONNECTORS: VOX Threshold, VOX delay, VOX sensitivity, Anti-VOX sensitivity, PA Bias adjust, S-Meter zero adjust, power socket, external relay, antenna connector, key jack, accessory calibrator socket. METERING: PA cathode on transmit, S-Meter on receive. SIZE (HWD): 5 $\frac{3}{8}$ " x 14 $\frac{1}{4}$ " x 11 $\frac{1}{4}$ ". POWER REQUIREMENTS: 750 VDC at 300 ma, 250 VDC at 170 ma, -100 VDC at 5 ma, 12.6 VAC at 3.8 amps.

The Model 753 is an outstanding value factory-wired at \$299.95.




For FREE Catalog and 753 Spec. Sheet write to EICO Dept.
QST-2 131-01 39th Ave., Flushing, N. Y. 11352

ROHN sets the standard

for
**CRANK-UP
TOWERS**

Why settle
for less
than the best?



K7ASK



TWO CATEGORIES TO CHOOSE FROM

Standard Duty Guyed in Heights of 37 - 54 - 88 - 105 and 122 feet

Heavy Duty Self Supporting and Guyed in Heights of 37 - 54 feet (55) 71 - 88 feet (guyed)

ROHN has these 6 IMPORTANT POINTS:

Ease of Operation—roller guides between sections assure easy, safe, friction-free raising and lowering. **Strength**—welded tubular steel sections overlap 3 feet at maximum height for extra sturdiness and strength. **Unique ROHN raising procedure raises all sections together**—uniformly with an equal section overlap at all heights! **Versatility**—designed to support the largest antennae with complete safety and assurance at any height desired! **Simple Installation**—install it yourself—use either flat base or special tilting base (illustrated above) depending on your needs. **Rated and Tested**—entire line engineered so you can get exactly the right size and properly rated tower for your antenna. The ROHN line of towers is complete. **Zinc Galvanized**—hot dipped galvanizing a standard—not an extra—with all ROHN towers! Prices start at less than \$100.

SEND FOR ROHN TOWER HANDBOOK

—\$1.25 Value

—ONLY \$100 postpaid (special to readers of this magazine). Nearest source of supply sent on request. Representatives world-wide to serve you. Write today to:



ROHN Manufacturing Co.

P. O. Box 2000

Peoria, Illinois

"World's Largest EXCLUSIVE Manufacturer of Towers; designers, engineers, and installers of complete communication tower systems."

worked 5VZSCM on 40-meter c.w. W1PCR has a G66B receiver. The EM2MN had 22 sessions, 185 QNTs, 156 traffic. Traffic: (Nov.) W1PEX 1338, W1CRN 714, K1-CLM 401, W1EMG 249, W1OFK 161, W1DOM 119, K1-PNB 109, K1VPJ 59, K1GKA 45, K1VOK 45, W1CRR 42, W1CTR 39, K1KBO 34, W1ADEC 15, W1JDP 14, K1LCQ 14, W1SIV 14, W1DLT 13, K1EYM 12, W1-DED 11, W1EAT 4, W1CDN 1, W1ACKJ 1, W1-DJC 1, (Oct.) K1PNB 115, W1ACEV 32, W1LES 19, K1WJD 18, W1CRR 10, K1LCQ 7, (Sept.) K1WJD 20.

MAINE—SCM, Herbert A. Davis, K1DYG—SEC: K1QIG, RM: K1TMK, PAMS: K1MQI, K1ZVN, V.H.F. PAM: K1OYB, Traffic nets: Sea Gull Net, 1700 to 1800 and 2000 to 2100 Mon. through Sat. on 3940 kc.; Pine Tree Net C.W., daily at 1900 on 3596 kc. There was a meeting with the amateurs of the great north country at Presque Isle with fourteen present and a nice forum on many parts of amateur radio was held. K1-CLF and W1EPN were hosts for this meeting. K1TMK is headed for a hitch with the Navy. Many thanks are due him for is work on the bands. K1MTJ sends the v.h.f. news again. It seems that the fellows are going wild on the meter showers; they are working up to 15 states. K1OYB and Joel are headed for Vermont to work a meter shower portable there. Traffic: K1TMK 145, K1WQI 47.

NEW HAMPSHIRE—SCM, Robert C. Mitchell, W1SWX/K1DSA—SEC: W1ALE/W1TNO, PAM: K1-APQ, RM: W1DYE, The GSPN meets on 3842 kc. Mon. through Fri. at 2330Z and Sun. at 1430Z. The VTNH Net meets on 3685 kc. Mon. through Fri. at 2330Z. K1YSD has been appointed as OPS. Endorsements: W1AJJ as OPS and OPS. K1APQ reports 642 check-ins and 53 traffic for GSPN, W1GE, of Warner, received the 50 Years in Amateur Radio Award. Congratulations, Herb, K1UZG reports 114 check-ins and 63 traffic for VTNNH, W1DYE, W2NSD/1 and K1YSD were active in the Phone SS, while K1WKP and W1-DYE made fine scores in the C.W. SS the following weekend. K1YSD has a new inverted "V." K1NBN has a new tri-beam added to his antenna farm. OO W1-TFS's reports show that many phone stations are not identifying properly. W1YMJ has a new HW-12. K1DWK reports 25 check-ins and 5 sessions for the MVAEC. W1NFXJ is a new ham in Berlin. K1APQ is glad the hunting season is over. K1MOZ is in college. K1PPE is active on 6 meters. K1RIX is on from rare Coos County. W1BYS also is K1TXC. Traffic: W1ALE 28, W1MHX 22, W1PFU 12, W1SWX 6, W1RCC 2.

RHODE ISLAND—SCM, John E. Johnson, K1AAV—SEC: W1YNE, PAM: W1TXL, RM: W1BTV, V.H.F. PAM: K1TPK, K1RSPN report: 3; sessions, 505 QNT, 85 traffic. RIN report: 29 sessions, 112 QNT, 91 traffic. The RIN Net meets at 50.6 Mc. daily at 1930 local time. The RIN Net meets at 3.540 Mc. daily at 1900 local time. Both nets would like any R.I. ham interested to join them by simply checking in any evening. The W1AQ Club of Rumford held its Ladies Night recently. The committee consisted of K1s AMG, PEL, SMY and LIL. W1AEQF is active once more in the club after returning from the hospital. The club returned to 6 meters recently after reworking its 6-meter rig. K1JSG has a new 75-ft. tower with a 6-meter turnstile for AREC use. He participates in the AREC and RACES weekly drill sessions. W1TXL is on the air again after renovations to his shack. K1EWL reports he is busy at school and hopes to join his ham friends during vacation. Participating in the 1965 Sweepstakes Contest were W1YNE, W1KAV and W1FAV. W1YNE has taken over as R.I. Area Coordinator of Navy MARS. Traffic: W1BTV 153, W1YKQ 126, W1FAV 79, W1SAU 71, K1TPK 63, K1VPK 56, K1VYC 49, K1YEV 29, W1YNE 22, K1YVN 19, W1AISO 9, W1TXL 1.

VERMONT—SCM, E. Reginald Murray, K1MPN—SEC: W1VSA, RM: W1VZF, Nov. Net Reports:

| Net | Frq. | Time | Days | QNT | QTC | NGS |
|----------|--------|-------|------|-----------|-----|-------|
| Gr. Mt. | 3855 | 2300Z | Dyxs | No Report | | W1VMC |
| Vt. Pine | 3855 | 1400Z | Sun. | No Report | | W1UCL |
| VTNE | 3685 | 2300Z | M-F | 114 | 63 | K1UZG |
| VTCB | 3900.5 | 1500Z | Sun. | 91 | 13 | W1AD |
| VTSB | 3909 | 2300Z | Dyxs | No Report | | W1CBW |
| | | 1330Z | Sun. | | | |

Note that the VTSB Net now starts at 6 P.M. EST. Net reports are rather sketchy this month because of the deer season and for other reasons. All Vermont stations are urged to be active during the Vt. QSO Party Feb. 19-20. Two-meter activity is on the upswing in Vermont—a new net is going Sun. at 8 P.M. on 145.8 Mc. W1OJO is in the hospital. Traffic: K1BQB 229, K1NZG 41, K1LLJ 8, K1EQI 4, K1MPN 4.

now...

**no more coil changing
with the new**

5 BAND MOBILE SWANTENNA_s



MODEL 45

MANUAL BAND SELECTION

- Covers 75 meters in 5 positions, plus stops for 40, 20, 15 and 10 meters.
- High efficiency loading coil.
- 500 watt power rating.
- Quick disconnect whip.
- Bumper or deck mounting.
- Fits any standard 3/8-24 mount.



Model 45 **\$65**

MODEL 55

REMOTE CONTROL BAND SELECTION

- Same as Model 45, but with remote control switching from driver's seat.
- Control unit includes meter for tuning to maximum output.
- 12 volt motor drive.

Model 55 **\$95**




Available now
see your
Swan Dealer



SWAN

ELECTRONICS
Oceanside, California

relax...
for the BEST
in HF and VHF
listening




HAMMARLUND'S NEW HQ-170A-VHF

CAPTURES ALL POPULAR HAM BANDS

The exciting HQ-170A-VHF is the only Ham Band receiver that gives you everything you want. Separate NuVistor front ends (0.3 uV for 10 db S/N) for both 6 and 2 meters completely eliminates need for add-on converters or jury-rigged adaptations. Built-in 6 and 2 meter operation employs matched circuitry for outstanding performance.

Full coverage from 2 to 160 meters, superlative AM, CW and SSB reception make this Hammarlund receiver first choice for the amateur fraternity.



HAMMARLUND

MANUFACTURING COMPANY

A GIANNINI SCIENTIFIC COMPANY

73-88 HAMMARLUND DRIVE, MARS HILL, N. C.

Please send HQ-170A-VHF information to:

Name _____

Address _____

City _____

State _____ Zip _____

VERMONT QSO PARTY

February 19-20, 1966

All amateurs are invited to participate in the Vermont QSO Party, sponsored by the Central Vermont Amateur Radio Club. Vermonters are urged to work as many out-of-state stations as possible so that those interested can earn credit toward WAS, WANE, W-VT and USA-CA awards.

Rules: 1) Time, the 28-hour period from 2300 GMT Feb. 19 to 0300 GMT Feb. 21. 2) No power restrictions, all bands can be used and contact credit with the same station on different bands will be given. 3) Vermont stations score 1 point per contact and multiply by the number of ARRL sections and foreign countries worked. Outside stations score 3 points per Vermont station and multiply by the number of Vermont counties worked. 4) Certificates will be awarded to the highest scoring station in each ARRL section, plus a trophy to the highest scoring station outside Vermont. A trophy will also be awarded to the top Vermont scorer, with 2nd, 3rd and 4th place station receiving a gold-trimmed certificate. 5) Suggested frequencies: 3685 3855 3909 7030 7240 7290 14,040 14,225 14,290 21,050 21,300 28,100 28,600 50,250 50,360 144-144.5 and 145.8. 6) Vermont stations send number of QSO, report and county. Others send QSO number, report and section. 7) General call to be used "CQ VT" on c.w. and "Calling any Vermont station" on phone. 8) Logs should be postmarked no later than March 31 and sent to the CVARC, c/o E. Reg Murray K1MPN, 3 Hillcrest Drive, Montpelier, Vermont 05601. 9) the W-VT (Worked Vermont) certificate will be awarded to stations working 13 out of 14 Vt. counties, provided the station has not previously been issued the award. Party logs showing required data will be accepted in lieu of QSLs. Vermont stations are urged to be active and QSL promptly.

WESTERN MASSACHUSETTS—SCM, Percy C. Noble, WIBVR—C.W. RM: K1IJV. Net Mgr.: 10-Meter Net: K1PKZ. We now have a new Section Emergency Coordinator: C. Norman Pencor, K1IJU, 139 Croley Street, Springfield, Mass. The Hampden County Radio Assn. is running a net on 28.7 Mc. every Wed. at 9:00 p.m. WIIC is NCS. WA1BZQ is chasing DX on 40. WN1ELX passed the General Class exam. RM K1IJV reports that W1AN handled 110 messages during Nov. with the following in attendance (in order of activity): K1WZY, K1IJV, W1DWA, W1BVR, K1SSH, K1LBB, W1DWW, W1ADNB, W1MNG, W1AMI, W1CKD and W1ADAF. The Valley Amateur Radio Club has started a new theory class (with the classes meeting at Gus' Shop, 182 Oakland Street, Springfield.) The Hampden County Radio Assn. has taken under consideration the formation of an emergency group (and with the new SEC, K1IJU, a member of the club we can expect some action I am sure). WIUDT is Radio Officer for c.d. in Lanesboro. Now Engineering Section Head for Sprague Electric, he was guest speaker at the Berkshire County ARA. W1LPQ is using a Clegg 22 mobile. W1CRB is a new one on 6. W1TDS and K1UVP are on 6-meter s.s.b. W1TLQ has a new Clegg 22er. K1HFI vacationed in California and Mexico. W1DQK now has his General Class license. Traffic: W1BVR 102, W1DWA 102, K1IJV 100, K1WZY 58, K1LBB 34, W1DWW 4, WN1-ELX 2.

NORTHWESTERN DIVISION

IDAHO—Acting SCM, Raymond V. Evans, K7HLR—PAM: W7GGV. The Magic Valley group held its annual Christmas Dinner at the Town House in Kimberly with about 45 in attendance. A fine time was had by all and K7SGS took home the Heath Monitor Scope. K7MNZ, of Aberdeen, is set up for auto start on 80 meters and is looking for someone to work with him on RTTY. Farm Net Report: 22 Sessions, 273 QNT, 33 Traffic. Traffic: K7HLR 184, W7GMC 93, W7GGV 20.

MONTANA—SCM, Joseph A. D'Arcy, W7TYN—SEC: W7RZY, V.H.F. PAM: K7IOA. OO's: K7SVR, W7PIS. Endorsements: K7UPH as Billings EC, K7NIP has a new SW-350 on the air. W7MAM, W7VLY, W7TUO and W7TYN check into the North and West Eye Bank Net. K7PFQ has a new ten-element 2-meter beam up and has been trying to set up skeds with K7IOA in Great Falls. If you are interested in receiving a first-class news letter about activities around the state write


Penta Beam Pentodes for Amateur Radio




PL-175A



PL-177A



PL-8295/172



PL-8432

RATINGS

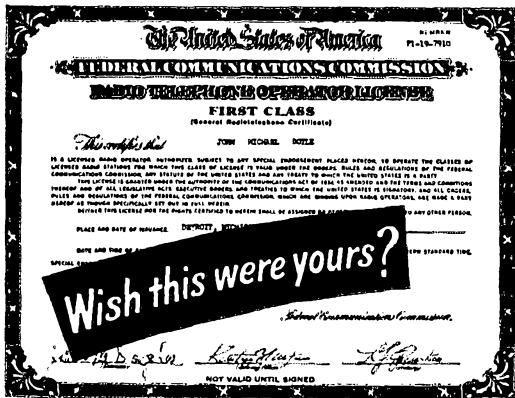
| Type | Filament | | Max. Plate Dissipation (Watts) | Useful Output* Class AB ₁ Linear Amplifier Plate voltage in volts | | | | |
|-------------|--------------------|-------------------|--------------------------------------|---|------|-------|-------|-------|
| | Voltage (Volts) | Current (Amps) | | 1000 | 1500 | 2000 | 2500 | 3000 |
| | | | | | | | | |
| PL-175A | 5.0 | 14.5 | 400 | — | — | 445W | 570W | 680W |
| PL-177A | 6.0 | 3.3 | 75 | 96W | 140W | 210W | — | — |
| PL-8295/172 | 6.0 | 7.8 | 1000 | — | — | 1020W | 1280W | 1540W |
| PL-8432 | 6.0 | 7.8 | 1000 | — | — | 1020W | 1280W | 1540W |

*Actual power output delivered to load from typical amplifier.

These Penta beam pentodes are finding wide use for linear amplifier service. Reason: You get higher power output at lower plate voltages with minimum distortion. For 50-watt to 200-watt peak output service, choose the PL-177A. With the PL-175A, a 400-watt tube, you can replace the 4-400A, directly, provide substantially higher output without circuit or voltage changes. Both of these plus the PL-8295/172 and PL-8432 feature Penta's exclusive vane-type suppressor grid design for extra efficiency and linearity. Ceramic construction of the PL-8432 means greater shock and vibration resistance, plus high allowable operating temperature capability. For details, write The Penta Laboratories, Inc. 312 North Nopal St., Santa Barbara, California 93102. A Subsidiary of Raytheon Company.



NO RISK!



Earn Your FCC First Class License On Your First Try Or Your Money Back

A daring statement? Not at all. Men with no previous training or experience in Electronics often complete the NRI FCC License Course in 10 months, take their First Class exams . . . and pass. We're not risking a thing, and neither are you. We know you can do it. All it takes is a few spare hours a week. NRI training is the result of more than 50 years of experience designing and perfecting home-study techniques. And because NRI has a larger enrollment than any other school of its type, training costs you less than comparable courses offered by other schools. Get full details about FCC License training and nine other NRI home-study courses. Mail coupon. No obligation. No salesman will call. NATIONAL RADIO INSTITUTE, Washington, D.C. 20016.

MAIL NOW FREE CATALOG

NATIONAL RADIO INSTITUTE
Electronics Division
Washington, D. C. 20016

19-026

Please send me complete information on FCC License Training and other NRI courses, as checked below. (No salesman will call.)

| | |
|--|---|
| <input type="checkbox"/> FCC License | <input type="checkbox"/> Radio-TV Servicing |
| <input type="checkbox"/> Complete Communications | <input type="checkbox"/> Industrial Electronics |
| <input type="checkbox"/> Aviation Communications | <input type="checkbox"/> Electronics for Automation |
| <input type="checkbox"/> Marine Communications | <input type="checkbox"/> Basic Electronics |
| <input type="checkbox"/> Mobile Communications | <input type="checkbox"/> Math for Electronics |

Name _____ Age _____
PLEASE PRINT

Address _____

City _____ State _____ Zip _____
Code

ACCREDITED MEMBER NATIONAL HOME STUDY COUNCIL

to *Hi Q News*, Box 242, Great Falls, and K7BYB will get you all of the details. K3LWD/7 has an AF-07, SB-10 rig on and is putting out an FB signal from Bozeman. OES W7JHR, at Billings, worked the following 2-meter stations during the recent meteor shower band openings: W5VGO, K5WXZ, K7IEW, K7ZIR, W7UAB, K6GCD, W7VDD and W0EYE. It will soon be time to think about the Glacier Hamfest. If your club or group would like to sponsor an event at the 'Fest get in touch with the committee. We still need ECs in many cities. Write your SEC or SCM if you are interested. If you are on 2 meters write K7IOA and tell him what your group is doing. Traffic: W7NPV 13, K7UPH 6, K7YNZ 5.

OREGON—SCM, Everett H. France, W7AJN—Acting SEC: W7AJN, RM: W7ZFH. New appointments: K7ZRL as EC for Yamhill County. The Newly-formed AREC group has been working with the Grande Ronde Sheriff department and c.d. officer. Nets:


NTS-OSN (Oregon State Net) 3585 kc. 0130 GMT Mon. through Fri.
Oregon AREC 3875 kc. 0230 GMT Daily
OEN 3840 kc. 0200-0300 GMT Daily

The Multnomah County-Portland AREC, with permanent station WA7APD in the Red Cross Building, is installing radioteletype and expects to have it in operation soon. The following stations reported Sweepstakes scores by message: W7TDK, W7LT, K7WDD, K7ZNE, K7WWR. Ten-year-old W7NDWK and his father, W7NDWI, built a new radio table and erected a new dipole antenna on 40-ft. poles. W7DEM reports: W7ADF is on the air with 50-ft. tower and Hy-Gain tri-band beam; K7YQM has RTTY reception; K7GWU, Grants Pass High School club station, has converted a 522 on 2 meters. K7UAQ is on 2-meter mobile with a Heath Tower; W7CVP, WA7ADT and WA7ADW participated in the recent CP-CAP emergency test; W7TCGW lost his power transformer during the SS Contest. WA7CAQ, of Beaverton, using a 1-watt transistor transmitter, worked W7AJN with an S3 report on 40 meters. W7AZD, AREC net mgr. reports: 22 sessions, average 12 counties, 158 attendance, 1 QST, 21 contacts. Traffic: (Nov.) K7IPG 357, W7JHA 311, W7ZFH 56, K7BHJ 36, W7ADE7 7, W7AJN 5, W7DEM 5, W7KTG 4, W7LNG 1. (Oct.) K7TWD 47.

WASHINGTON—SCM, Everett E. Young, W7HMQ—SEC: W7HMQ, RM: W7OEB. PAM: W7LEC. V.H.F. PAM: W7PGY. NTS Nets:

| | | | | | | | | |
|-------|------|---------|-------|-----|------|-----|-----------|----|
| WSN | 3535 | Daily | 0100Z | QNI | 346 | QTC | 460-5ess. | 29 |
| WARTS | 3970 | Ex-Sun. | 0100Z | QNI | 456 | QTC | 86-5ess. | 21 |
| NTN | 3970 | Daily | | QNI | 1107 | QTC | 969-5ess. | 30 |

WARTS new officers are K7CTP, mgr.; K7YIX, dir.; and K7IHY, secy.-treas. Northwestern Division Director W7PGY is retiring after 37 years, 9 months and 1 week with the Naval Air Station at Sandpoint. Bob reports a nice visit with the Renton ARC. RM/OO/ORS W7OEB informs us that WSN is changing its time to 0100Z as conditions are rough and that he was visited by W7ZMG. W7DK handled traffic for USO re: Servicemen messages to and from all the world areas and Tacoma. W7OS headed up the project. W7BUN now is in the east with a visit to Headquarters in the plans. W7FQD joined state patrol communications. EC W7IKG got an elk, lost two weeks pay and a new coat. W7RXS and WA7ASV are now in the plumbing business—W7DK club house, that is. W7GIP is now an expert on Rangers. Mobiles call K7KOT for information on transmitter hunts on 29.510 Mc. in the Pierce County area. K7SSC, RC of Tacoma secy., is painted as the Ham of the Future by his brother members. W7DQM, Whatcom County EC, turns in an FB SET report. K7HSF lost his rotor in a Nov. wind before r.f.ing the new beam. Mount Baker ARC helped control halloween. Those turning out were W7FCH, K7VNI, W7DQM, K7HSF, K7ONZ, K7ZPJ, W7KZC, W7GKG, W7GHS, K7YMB, K7JIM, K7GJN and WA7DDY. W7CW is out of the hospital. K7VRB and W7WPR are on with new transceivers. K7VVC (ex-prexy of ARAB) with K7VUZ is now with the 1st Marine Div. K6GAPH is visiting in Tahuya. K7CHH now send Official Bulletins on 7070 kc. at 0300Z M-T-W. A new call in Wa-Wa is W7WEAI. W7EMP is back in the hospital. W7KBA is heard on 10 with a ground plane. EC K7RAO is heard s.s.b. W7DTK has a half deer in the locker. Section 1 Dinner for the OCWA was attended by 34 members and XYLS. K7LDJ reports the Arctic Net now is active on 3866 kc. at 0700Z daily. ORS W7AIB tells us the Clallam County ARC has a new home on the edge of the business district and will go for a club station. ORS W7GYF says his 1½-year-old harmonic called CQ and got an answer. He used a mike. W7AOQ still is thinking about a new layout.



WORLD RADIO LABORATORIES

DEPT. QST

3415 WEST BROADWAY/COUNCIL BLUFFS, IOWA / 51504


- Ship Special Package ZZM088 — \$199.95
- Ship Duo-Bander 84 — \$159.95
- Send Information on other Duo-Bander Packages
- Quote attached Trade
- Send Free 1966 Catalog
- Check or money order enclosed F.O.B. Council Bluffs, Iowa

Name _____ Call _____

Address _____

City _____ State _____ Zip _____

INTRODUCING WRL'S SENSATIONAL COMPACT 300 WATT **DUO-BANDER 84 FOR IDEAL SSB TRANSCEIVING ON 80 AND 40 METERS**



INTRODUCTORY OFFER UNTIL MAY 10TH

\$159⁹⁵ \$8.00 MONTHLY

WIRED

NOT A KIT! THE PERFECT FIRST OR SECOND — MOBILE OR FIXED STATION — TWO BAND TRANSCEIVER

COMPACT — 80-40 METER SSB TRANSCEIVER. A LOW COST RIG—WITHOUT SACRIFICE OF POWER AND PERFORMANCE. INCLUDES BUILT-IN SPEAKER AND GIMBAL MOUNT! E-Z TUNING WITH BANDPASS EXCITER DESIGN — JUST PEAK OUTPUT FOR SMALL QSY. Illuminated VFO dial with 2 kc calibration. High impedance mic. input with push-to-talk operation. Combination S-Meter/Output indicator. Smooth vernier (12:1 slow and 2:1 fast) VFO tuning.

300 Watts PEP-SSB input, covering 3.8-4.0 and 7.1-7.3 mcs. (LSB-80 and 40 meters). A pair of proven 6HF5 final tubes. Separate, relay switched, tuned RF receiving stage, 1/2 uv. sensitivity at 10DB S/N. Rugged printed circuit boards, combination tube-transistor circuitry for best performance. Stable solid state VFO and balanced modulator, zener regulated. Selectivity 2.5 kc @ - 6DB receiving and transmitting with a 4 crystal filter. Carrier and unwanted sideband suppression - 40DB. 1 watt of audio with built-in speaker. Fixed 50 ohm input/output impedance. Excellent AVC. **COMPACT SIZE:** 5" high, 11 1/4" wide, 10" deep, less power supply. Net weight 10 3/4 lbs. Shipping weight 15 lbs.

| | | |
|---------------------|---|-----------------|
| DUO-BANDER 84 | \$8.00 monthly | \$159.95 |
| AC48 | 250 Watt (115 VAC) Economy Supply | \$ 49.95 |
| AC384 | 300 Watt (115 VAC) Deluxe Supply | \$ 79.95 |
| DC384 | 300 Watt (12 VDC) Deluxe Supply | \$ 89.95 |

SPECIAL

FIXED STATION PACKAGE
(INCLUDES DUO-BANDER 84 AND AC 48 SUPPLY)


\$199.95
\$10.00 Monthly
Order Package
ZZM088

WRITE FOR OTHER PACKAGE INFORMATION

FOR MOBILE VERSATILITY

A MOBILE
ANTENNA
FOR EVERY
INSTALLATION

The most versatile, complete line of mobile antennas for the amateur market. Complementing the well known line of standard Heliwhips (160 through 6 meters) are the tri-band HW-3, which with accessory elements permits instant choice of three of the bands from 80 thru 10 meters; and the KW line of high power Heliwhips for 40 through 10 meters. Also, the HWD line of portable or fixed station short dipoles for 40 through 10 meters, 8 to 16 feet long, rated 1 KW. CV-3147, CVS-2144 fixed and mobile 2 meter gain verticals.



GO PRO GO MARK

MARK PRODUCTS

DIVISION OF DYNASCAN CORPORATION
5439 W. FARGO AVE. • SKOKIE, ILL. 60076 • (312) OR 5-1500

W7VFR is awaiting a kw. K7QOM was home from EWSC for Thanksgiving. NW WX Net, 3890 kc. at 1430Z, disseminates weather and road conditions to RC stations as a public service. ORS K7JHA reports SET participation was greater than any previous year with continuous liaison to RN7. ESN meets at 0030Z winter and 0000Z summer per manager K7YDM. Other Nets: CBN, 0130Z; NWSB, 0130Z. NWSB Net officers are K7QHH, mgr.; K7SUQ, secy.-treas.; VE7-AKB, W7DSB, K7OVK, K7OUV, K7VNE, directors. NSN (Slow-Speed) 3700, 0400Z, QNI 208, Q'NC 51, Sess. 28.

PACIFIC DIVISION

EAST BAY—SCM, Richard Wilson, K6LRN—Each month the mail is highlighted by two very fine OO reports—from W6OJW and W6TYM. Each of these reports require a lot of work and patience but has its rewards as shown by the letters of appreciation forwarded by W6OJW. W6TYM also is an active ORS with TCC skeds and liaison work. W6EJA is becoming active again with a Drake R-4 T-4X and is planning a linear amplifier. W6JJW is now W6CMIH and W9-KFG/6 is W6AKV. WA6WNG has a new inverted "V" up for 80 meters and is pouring the output from two 4-250A-8 into it. WA6WNG also has received PAN and TCC certificates and is extra class. Whew! W6TYM, W6IDY and K6LRN also received TCC certificates. WB6RKQ was K.O.ed by OM Murphy in the SS. W6IDY lost his 70-ft. tower in a storm just before Thanksgiving. W6ETY has an 80-meter ARC-5 going but has to take time out to put a door on the shack to keep the cold out. W6NUI is now WB6NUI and is sporting a 75S—and a Ranger. K6LRN has an Apache and has moved the shack into the house for the winter. WB6LRV, K6LRN, W6TYM, WB6LH, WB6RKQ, W6ETY, WB6BKB and WB6BID are known to have participated in the SS. WA6WHY is moving and has had to resign as president of the LARK. K6UGX will give a glass-blowing demonstration for the LARK. According to the Field Day reports in Nov. QST there were many more stations active than there appeared to be. This column is supposed to be *your* station activities. If you don't want to send any news to your SCM we may as well ask the Board to use this space for something more useful.

| | | |
|------|-----------|-----------|
| NCN | 0300Z Dy. | 3,635 |
| BAN | 0245Z Dy. | 146.7 Mc. |
| NCTN | 0200Z Dy. | 3,905 |

Traffic: W6TYM 473, W6IDY 194, K6LRN 183, WB6ETY 171, WA6WNG 158, WB6REK 32, WA6PTU 30, W6CBF 8.

HAWAII—SCM, Lee R. Wical, KH6BZF—Asst. SCM/SEC: Ernie J. Kurlansky, KH6CCL, PAM: KH6ATS. RM: Vacant. V.H.F. PAM: Vacant, Too!

| Net | Freq. | Time | Days |
|------------|---------|-------|--------------------------------|
| Friendly | 7.290 | 2030Z | M-F |
| 50th State | 3.895 | 0500Z | Tue.-Sat. |
| No Ka Oi | 7.290 | 2230Z | Sat. |
| Makuli | 14.250 | 0700Z | Nightly (when no DX coming in) |
| RACES 40 | 7.225 | 1930Z | 2&4 Sun. |
| RACES 10 | 28.700 | 1930Z | 2&4 Sun. |
| RACES 6 | 50.252 | 1930Z | 2&4 Sun. |
| RACES 2 | 147.000 | 1930Z | 2&4 Sun. |

KH6AFM has undertaken license classes evenings. The RACES program is spearheaded by KH6GG. He'd like to talk to you about the RACES nets. Give him a call at home evenings, or at the Honolulu ARC meetings. WA1AWD/KH6, out Wahiawa way, has been DXing with a Swan 350 into a 14AVS. KH6DEH, KH6BBQ and KH6BZF helped KH6ATS with his new 18AVQ. KH6EXI continues to be active on Maui with his 1 kw, and ten-element beam on 2 meters. KH6CCL, our SEC, reports that AREC is slowly gaining more members in Hawaii. KH6BJ has been very active with DX. Send in your latest club election results. Inform your SCM of your activities and needs. See page 8 for his address. Traffic: KG6AIG 134, WA1AWD/KH6 21, KH6BZF 13, KH6LJ 2, KH6ATS 1, KH6CCL 1, KH6DEM 1.

NEVADA—SCM, Leonard M. Norman, W7PBV—SEC: W7JU/K7JU. The Reno area has a 2-meter repeater that receives on 144.32 Mc. and transmits on 147.24 Mc. The NARA gave provided communications for the Nevada Day Parade at Carson City. YN1EM and HH2PR are new amateurs in Reno. Nets reported operating are 50.25 Mc. s.s.b./a.m. 1100 PST Sun.; 145.8 Mc. a.m. 2000 PST Mon. and Thurs.; 3980 kc s.s.b. 2100 PST Mon.; and the Southern Nevada Area 2-meter repeater which receives on 146.94 Mc. and transmits on 147.5 Mc. daily usually 0700 to 2200 PST. WA7-

Thomas A. Edison, the Great Inventor,

PREDICTS SUCCESS FOR QST
A HALF CENTURY AGO—

Public Address "Edison, New York"

*From the Laboratory
of
Thomas A. Edison,*

Orange, N.J. March 20, 1917.

Mr. C. D. Tuska, Editor,
"Q S T",
Hartford, Conn.

Dear Sir:-

Until I received your favor of the 14th instant and a copy of the current issue of Q S T, I was not aware of the fact that the American Radio Relay League issued such a splendid magazine. I have looked over this present number and find it very interesting.

It seems to me that a magazine so ably conducted ought to accomplish much for the advancement of the art in general, and I wish for Q S T a successful future.

It is very kind of you to place your columns open for suggestions which it may be desirable to bring before amateur wireless operators, and some day there may be reason to take advantage of this offer.

Yours very truly,

Thomas A. Edison

A/2612.

REPRODUCED FROM THE JUNE, 1917, ISSUE OF QST, COURTESY OF:

MEASUREMENTS

A McGraw-Edison Division

BOONTON, NEW JERSEY

THREE BANDS

200 WATTS



FOR THE HW12, 22 or 32 TRANSCEIVER with a new idea from DYNALAB . . .

—with DYNALAB'S Sensational New Three-Band Conversion Kit for the HW12, 22, or 32 Transceivers.

A few hours of construction and color coded wiring result in a three-band unit for the "HW" transceiver. A turn of the bandswitch produces the same circuitry of all three transceivers.

Here are the results:

- Coverage: 14.2-14.35, 7.2-7.35, 3.85-4.0 Mc. (Full 75 meter coverage with THW12)
- Operation: LSB on 75 and 40 USB on 20
- Power Input: 200 watts PEP
- Calibration: 2 Kc on original dial
- Stability: 200 cps after 20 min. warm-up under normal ambient conditions
- All other specifications remain the same

FEATURES AND HIGHLIGHTS

- ★ Well laid out assembly modeled after the famous Heath manual
- ★ 90-day parts guaranteed and replacement warranty
- ★ Free technical assistance and factory repair service at minimal charge
- ★ Highest quality component throughout

PRICE **\$49.95** Ppd USA proper

ELSEWHERE, ADD \$1.50 FOR SHIPPING

HW12 owners order kit model THW12

HW22 owners order kit model THW22

HW32 owners order kit model THW32

For further information see "Recent Equipment" on page 54 of October 1965 QST, or write:

DYNALAB COMPANY

215-28 Spencer Ave., Queens Village, N.Y. 11427

EMP/7 is interested in setting up emergency communications. K7NYU, K7RKH and K7ZOK are having a ball on 2-meter RTTY. WA7BEU keeps the green keys busy in Boulder City. WN7COL is waiting for his Tech. Class license. WA7EPT, a new ham in Boulder City, was elected secy. of the SNARC. W7YRY has been busy putting out information on SAROC. WA7-ECT has a 75S-1. K7RBM is off to California. The Navy has an attachment on him. Sweepstakes in Nevada was represented by W7AAF, W7BKK, K7CQV, WA7ECT and K7IYI.

SACRAMENTO VALLEY—SCM, John F. Minke, III, WA6JDT—RM: W6CMA. PAM: K7REW. ECs: W6SMU, WA6TQJ.

| | | | | |
|---------|------------|-------|-------|--------|
| SVN | 3690 kc. | 0230Z | Daily | W6CMA |
| SCEN | 146.28 Mc. | 0500Z | Wed. | WB6BWB |
| NCTN | 3905 kc. | 0130Z | Daily | K6YBV |
| NCN | 3635 kc. | 0300Z | Daily | W6QMO |
| Yolo CD | 146.94 Mc. | 0300Z | Wed. | WA6TQJ |

U.C. at Davis has formed an amateur radio club with 40 members. On Nov. 21 the RAMS held a surprise SET conducted by W6QIP with excellent results. Eleven mobile and 9 fixed stations participated. Also during November Sacramento ARC AREC members held a 2-meter coverage test to determine the area that could be covered with 2-meter mobiles. Fifteen members, including 5 mobiles, participated. K6TVE was the only person to send his SCM a Sweepstakes message. Your SCM received a medalion for placing 13th of U.S. entries in the USSR DX Contest. A check-back in the logs showed 7 contacts! Come on, you guys—send in your logs whenever you participate in any contest, regardless of how little you did. Your SCM was a guest of the Nevada Co. ARC at its Nov. meeting. K6IS, of Polson, has joined the Silent Keys. Walt was an active member of the North Hills ARC. K6YBV, WB6HAW and WB6MAE received Nov. BRAT cards from NCTN. WA6PAB is going 6-meter s.s.b. W6JRY received his DXCC. Traffic: WA6HYU 223, K6YBV 113, W6CMA 68, WB6HAW 62, WB6MAE 44, WA6JDT 19, W6LNZ 12, WB6EAG 2, WA6SLU 1.

SAN FRANCISCO—SCM, Hugh Cassidy, WA6-AUD—SEC W6KZF would like to hear from Bay Area amateurs interested in participating in the daily highway alert system. New officers in the HAMS Club in San Francisco are WB6LRQ, pres.; W6URA, vice-pres.; WA6DPJ, secy.; W6GGC, treas. W6JWF, San Francisco EC, reports some disappointment in the participation of AREC members in the Oct. SET and would like to hear from stations interested in emergency work. The NCN meeting on 3635 kc, nightly at 0300Z still is looking for more outlets in the section. WA6ROJ has finished a 15-ft. platform and has mounted azimuth and elevation rotors for his 52-element antenna for 432 Mc. W6GQA has nailed a 30-w.p.m. certificate to the wall of his shack. W6BIP had the best overall SS report, 311 contacts in 70 sections. An inquiry to WB6RGL will bring information on the California State F.M. Association. The association has published its second directory of networks above 29 Mc. in California and lists many v.h.f. repeaters. W6KVQ is net control on Navy MARS Sun. mornings. WB6AUB had rig trouble but is back on the air. The Tamalpais Radio Club has activated a 2-meter net on 146.850 Mc. Wed. at 1930 local time. W6YKS reports improved conditions with a nine-element yagi on 2 meters. John also is running 720 watts on 6 meters. W6BAJ reports working into 8- and 9-Land on 160 meters from his back-country QTH. W6HRQ is being heard on 40-meter c.w. almost daily. The Section Net continues meeting Mon. and Fri. on 3900 kc. at 1830 local time. The San Francisco Radio Club installed at its Christmas Dinner at the New Tivoli Restaurant in San Francisco Dec. 11. W6KUF was Master of Ceremonies. K6HRB is getting set to give the 2-meter band the advantage of hearing him. W6BYS has recovered nicely from surgery. The Sonoma County Radio Club held its Christmas Party at the Paso Robles Dinner House. W6CWR renewed his license for the umpteenth time. K6CPY has been active helping some new recruits to get their licenses. W6HSA is the new San Francisco Radio Club pres. WA6ULH is somewhat portable in DU-Land. W6CYO is back to work at the big state hotel down at the point (San Quentin) after a couple of months home on the sick list. He was welcomed back to work by W6SXR, who is the warden there. Traffic: (Nov.) W6YKS 326, W6UDL 47, W6-BYS 32, WB6GVI 16, W6KVQ 13, WA6AUD 11, WB6-JOX 9, W6BIP 6, W6CYO 4, K6TZN 4, W6WLV 4, W6-GQA 2. (Oct.) W6KVQ 13.

SAN JOAQUIN VALLEY—SCM, Ralph Saroyan, W6JPU—it is with regret we record the passing of W6FKL, who died of a heart attack. W6PET is oper-

YOU COULD SPEND LOTS OF \$\$\$;

Cajole a dozen hams to put up a giant tower; guy it with a forest of wires; install a powerful rotator (and wire that!); top off the whole works with a monster antenna (your neighbors will love it); tune up with a dozen electronic instruments; and spend half your life dangling in space;

or

GET A GOTHAM V80 VERTICAL ANTENNA FOR \$1695

"All band vertical?" asked one skeptic. "Twenty meters is murder these days. Let's see you make a contact on twenty meter phone with low power!" So K4KXR switched to twenty, using a V80 antenna and 35 watts AAL. Here is a small portion of the stations he worked: VE3FAZ, T12FGS, W2STK, W5KYJ, W1WOZ, W2ODH, WA3DJT, WB2FCB, W2YHL, VE3-FOB, WA8CZE, K1SYB, K2RDJ, K1MIV, K8HGY, K3UTL, W8QJC, WA2LVE, YS1M1A1, WA8ATS, K2OGS, W2QJP, W4JWJ, K2P8K, WA8CGA, WB2KWY, W2IWI, VE3KT. Moral: It's the antenna that counts!

DO YOU KNOW



1. YOU WILL HAVE NO DIFFICULTY INSTALLING YOUR GOTHAM VERTICAL ANTENNA IN JUST A FEW MOMENTS, REGARDLESS OF YOUR PARTICULAR PROBLEM, SO ORDER WITH CONFIDENCE EVEN IF YOU HAVE RESTRICTED SPACE OR A DIFFICULT SITUATION.
2. LOADING COIL NOT REQUIRED ON 6, 10, 15 AND 20 METERS. FOR 40, 80, AND 160 METERS, LOADING COIL TAPS ARE CHANGED MANUALLY EXCEPT IF A WIDE-RANGE PI-NETWORK OUTPUT OR AN ANTENNA TUNER IS USED; IN THIS CASE BAND CHANGING CAN BE DONE FROM THE SHACK.
3. EVERY GOTHAM ANTENNA IS SOLD ON A TEN DAY TRIAL BASIS. IF YOU ARE NOT FULLY SATISFIED, YOU MAY RETURN THE ANTENNA PREPAID FOR FULL REFUND OF THE PURCHASE PRICE. THIS IS YOUR GUARANTEE OF FULL SATISFACTION.

Specifications:

| BANDS COVERED (in Meters) | FREQUENCY RANGE (in Mcgacycle) | VERTICAL MODEL No. | Overall Height (Ft.) | Radiator Diam. (Inches) | Guying | Loading Coil | Radiation Pattern | Radials | Shipping Wt. (Lbs.) | Polarization |
|----------------------------------|-----------------------------------|-----------------------|----------------------|----------------------------|--------|--------------|----------------------|----------|---------------------|--------------|
| 40, 20, 15, 10, 6 | 7-54 | V40 | 23 | 7/8 & 1 | No | B&W Base | Omnidirectional | Optional | 7 | Vertical |
| 80, 40, 20, 15, 10, 6 | 3.5-54 | V80 | 23 | 7/8 & 1 | No | B&W Base | Omnidirectional | Optional | 7 | Vertical |
| 160, 80, 40, 20, 15, 10, 6 | 1.8-54 | V160 | 23 | 7/8 & 1 | No | B&W Base | Omnidirectional | Optional | 7 | Vertical |

ALSO AVAILABLE AT
 AIREX RADIO CORP., NEW YORK CITY
 GRAHAM RADIO, READING, MASS.
 EDWARDS RADIO, PROVIDENCE, R.I.
 BROSCH ELECTRONICS, WEST GERMANY
 VAREDOC-COMIMEX, PARIS, FRANCE
 VICTORY ELECTRONICS, ODENSE, DENMARK
 CANADA—ON REQUEST

ADVANTAGES

Effective low-angle, omnidirectional radiation, easy assembly and operation, no guy wires needed, occupies little space, can be installed at ground level, exceptionally rugged, broad-banded, low initial cost, no maintenance, proven and tested design. Guaranteed Gotham quality at low Gotham prices. There are no better antennas for the 40, 80, and 160 meter bands, regardless of price.

FILL IN AND SEND TODAY!

Airmail Order Today — We Ship Tomorrow

GOTHAM Dept. QST

1805 PURDY AVE., MIAMI BEACH, FLA.

Enclosed find check or money-order for:

V40 VERTICAL ANTENNA FOR 40, 20, 15, 10 AND 6 METER BANDS \$14.95

V80 VERTICAL ANTENNA FOR 80, 40, 20, 15, 10 AND 6 METER BANDS. MOST POPULAR OF THE VERTICALS. USED BY THOUSANDS OF NOVICES, TECHNICIANS, AND GENERAL LICENSE HAMS \$16.95

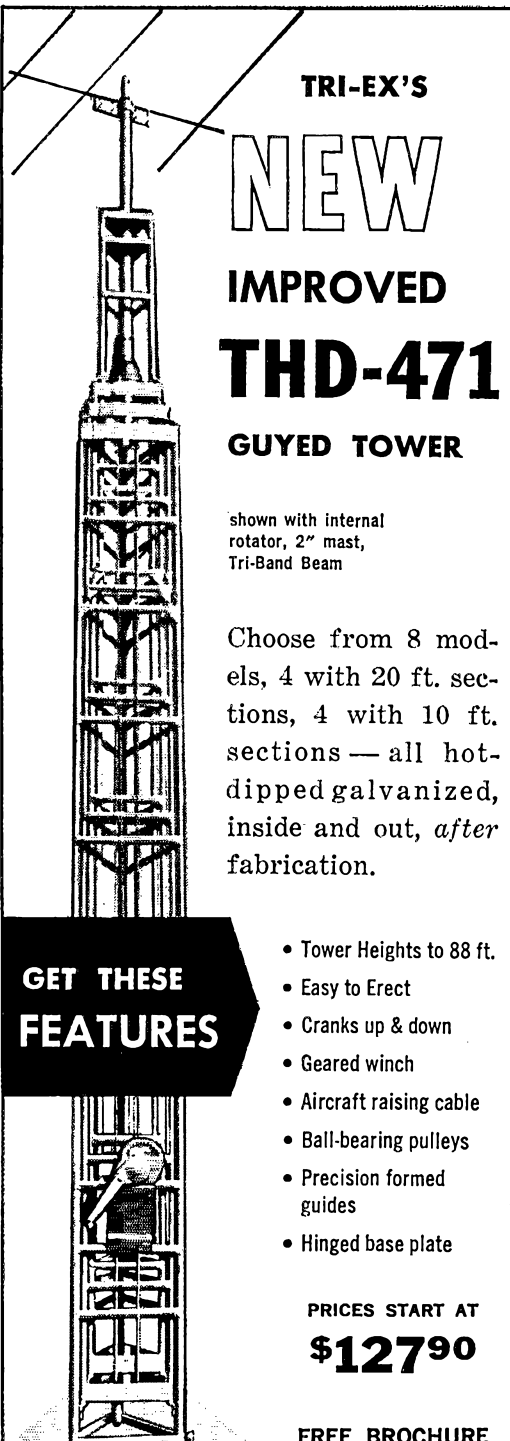
V160 VERTICAL ANTENNA FOR 160, 80, 40, 20, 15, 10 AND 6 METER BANDS. SAME AS THE OTHER VERTICAL ANTENNAS, EXCEPT THAT A LARGER LOADING COIL PERMITS OPERATION ON THE 160 METER BAND ALSO \$18.95

HOW TO ORDER. Send check or money order directly to Gotham. Immediate shipment by Railway Express, charges collect. Foreign orders accepted.

Name

Address

City..... Zone..... State.....



TRI-EX'S
NEW
IMPROVED
THD-471
GUYED TOWER

shown with internal rotator, 2" mast, Tri-Band Beam

Choose from 8 models, 4 with 20 ft. sections, 4 with 10 ft. sections — all hot-dipped galvanized, inside and out, after fabrication.

GET THESE FEATURES

- Tower Heights to 88 ft.
- Easy to Erect
- Cranks up & down
- Geared winch
- Aircraft raising cable
- Ball-bearing pulleys
- Precision formed guides
- Hinged base plate

PRICES START AT
\$12790

FREE BROCHURE

Tri-Ex TOWER CORPORATION
 7182 RASMUSSEN AVE., VISALIA, CALIF.

ating portable in Fresno on 75 meters. KL7BRD has moved back to Fresno and is now WB6INO. K6SNA is on 2 meters. W6JMP is having RTTY problems but expects them to clear. W6FXV is going full blast on RTTY. W6ONK is having transmitter problems with his transceiver. WB6HVA had his Galaxy overhauled. W6LOC is using a KWM-2 on all bands. Merced County AREC is holding monthly drills. WB6M1WY is leaving for the Navy in February, and WA6TZN is leaving in March. WB6JPU is net manager for the v.h.f. net on 145.35 and is active from Modesto to Bakersfield. WB6M1WY reports DX on 20 meters is great in the morning. W6BYI is using a TR-3. WB6M1XM is on s.s.b. in Merced. W6OHT is using an S-Line rig. WB6DBJ is on 75-meter s.s.b. and is looking for Mission Trail outlets. Anyone interested? The Turlock Amateur Radio Club is active with good programs. W6WPV is taking a course in transistors. W6NTV has a new Swan 350. W6DIY is building a transceiver for his trailer. Would like to hear of any activities in the Bakersfield area. WB6NCJ was active in the C.W. SS Contest. Traffic: W6ADB 137, WB6HVA 121, W6ARE 72, WB6M1WY 41, WA6TZN 32, K6VSK 12, WB6GIT 6, WA6KCS 6.

SANTA CLARA VALLEY—SCM, Jean A. Gmelin, W6ZRJ—Asst. SCM, Ed Turner, W6NVO. SEC: WA6HVN. RM: W6QMO. WA6RRH, V.H.F. PAM, has moved to the East Bay section and is forced to resign as V.H.F. PAM and SCVSN mgr. Our thanks to Chuck on a job well done and we wish him luck. Chuck will take over the management of the new Bay Area Two-Meter Section Net, which will replace SCVSN. Congratulations to ORS W6HC on his reelection as Division Director. The SCCARA moved W6UW into the new and Jose Area Red Cross Building and will hold meetings there in the future. The Tri-C Club, WB6JOD, is active at Cabrillo College with WB6FFB as acting CHOP and W6KHS as advisor. The Santa Cruz Radio Club also meets at the college and during Nov. visited the FCC Field Office in Livermore. The SCARS of Redwood City held a Christmas Potluck Dinner. The *Standing Wave News* of the group featured some fine information on making Christmas decorations, along with other technical articles. W6ZRJ was guest speaker at the West Valley Radio Club. WB6LZI sends in a fine report on the SET and other activity in the King City Area. W6OII works the Mission Trail. K6GK is a transfer OO and OBS from East Bay. We welcome the major to S.C.V. and look forward to his fine reports. K6YKG is active on NCN. W6AUC is active as OO and in handling traffic. W6PLS reports the passing of W6CHP. W6JXK handles San Francisco for NCN and works RN6. W6DEF reports poor skip conditions on NCN sessions but that the gang is keeping things going even with the difficulty. W6IDY is doing FB as a relay station for the net. W6ZRJ and W6AGR are making plans for more chess games over the air. So far W6AGR is leading three games to none. K6DYX reports the passing of W6DWW, of Salinas, who was very active on NCN in years past and also on the RATTN Net. W6YBV is converting an ART-13 and is working some 160-meter operation. W6QMO is busy managing NCN and reports that the net went two sessions the latter part of Dec. W6RSY reports that the new RN6 frequency is 3655 kc. W6NVO reports activity from the northern part of the section. Ed attends meetings of several clubs in that area. Please pass any information on activities to him for relay to the SCM. W6QIE reported the SEC activity for the NPEC. Traffic: (Nov.) W6RSY 888, W6QMO 199, W6YBV 168, K6DYX 158, W6AGR 108, W6DEF 80, W6JXK 58, W6AIT 55, W6PLS 51, W6AUC 44, K6YKG 30, K6GK 25, W6OII 24, WB6IZF 10, W6ZRJ 6, K6HGV 2.


ROANOKE DIVISION

NORTH CAROLINA—SCM, Barnett S. Dodd, W4BNU—Asst. SCM, Robert B. Corns, W4FDV. SEC: W4MFK. RMs: W44NH and K4CWZ. PAMs: W4AJT and W4LWE. V.H.F. PAM: W4HJZ. W4UWS reports an 80/40 dipole and triband beam in the air at the new QTH, with much assistance from K4OXM. 88 messages were received from W4LSE, W5HEF/4, K4EOF, W44ICU, W4WE, W4UWS and K4QWQ. All report having a ball and good scores. K4TTN reports that K4QOK stayed in contact with a Navy vessel from Viet Nam to its home port and provided communication for servicemen aboard. W44PDS has been heard checking into the NCN from Colorado as WA2WBA/O, her home station call. There is a need for ECs in quite a few counties in the section and your SCM/SEC will consider applications from volunteers in any county that, at present, has no EC.

| Net | Freq. | Time | Days | UTC | Mgr. |
|--------|----------|-------|-------|-----|-------|
| NCN(E) | 3573 kc. | 2330Z | Daily | 258 | K1CWZ |

BIG ON QUALITY

LOW ON PRICE!



\$269.95
SX-146 RECEIVER



\$349.95
HT-46 TRANSMITTER

hallicrafters

Dollar for dollar . . . these brand new models from Hallicrafters are tough to beat. Now anyone can afford single sideband equipment of good quality. And the best place to buy . . .

HENRY RADIO, of course!

NO ONE ELSE HAS THE KNOWLEDGE, INVENTORY AND THE DESIRE TO PLEASE THAT WE HAVE. FOR COMPLETE INFORMATION ON THIS OR ANY OTHER SHORT WAVE EQUIPMENT PLEASE PHONE, WRITE OR COME IN.

TED HENRY (W6UOU)

BOB HENRY (W0ARA)

WALT HENRY (W6NRV)

6% FINANCE CHARGE • 10% DOWN OR TRADE-IN DOWN • NO FINANCE CHARGE IF PAID IN 90 DAYS • GOOD RECONDITIONED APPARATUS • Nearly all makes & models. 15 day trial. 90 day Warranty. 90 day trade back on NEW apparatus. Write for bulletin.

Henry Radio Stores

Butler 1, Missouri

11240 W. Olympic, Los Angeles, Calif. 213 477-6701

931 N. Euclid, Anaheim, Calif. 714 772-9200

431 E. Green St., Pasadena, Calif. 213 684-0861

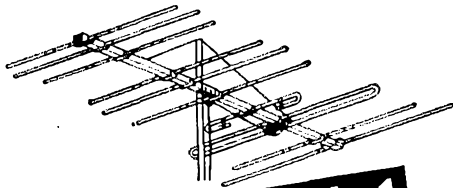
6116 N. 27th Ave., Phoenix, Ariz. 602 AM 4-3895

CALL DIRECT . . . USE AREA CODE

816 679-3127

"Worlds Largest Distributors of Short Wave Receivers"

FINCO 6 & 2 Meter Combination Beam Antennas



2 ANTENNAS in 1

MODEL A-62 · 300 OHM

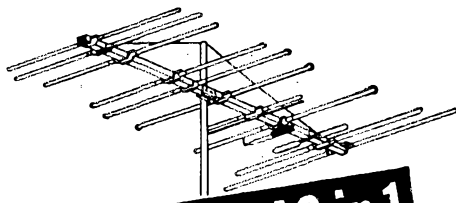
On 2 Meters:

- 18 Elements
- 1-Folded Dipole Plus Special Phasing Stub
- 1-3 Element Colinear Reflector
- 4-3 Element Colinear Directors

On 6 Meters:

- Full 4 Elements
- 1-Folded Dipole
- 1-Reflector
- 2-Directors

Amateur Net . . . \$33.00
Stacking Kit . . . \$2.19



2 ANTENNAS in 1

MODEL A-62 GMC · 50 OHM

On 2 Meters:

- Equivalent to 18 Elements
- 1-Gamma-Matched Dipole
- 1-3 Element Colinear Reflector
- 4-3 Element Colinear Directors

On 6 Meters:

- 4 Elements
- 1-Gamma-Matched Dipole
- 1-Reflector
- 2-Directors

Amateur Net . . . \$34.50
Stacking Kit . . . \$18.00

MODEL AB-62 GMC

On 2 Meters:

Equivalent to 30 Elements

On 6 Meters:

Equivalent to 6 Elements

Amateur Net . . . \$52.50

Also:

- 5 New 6 Meter Beams
- 3 New 2 Meter Beams
- 1 New 1 1/4 Meter Beams

Gold Corrodized for Protection Against Corrosion

See Your Finco Distributor
or write Dept. QS for Catalog 20-226

The FINNEY Company - Bedford, Ohio

| | | | | | |
|--------|----------|-------|-------|-----|--------|
| NCN(L) | 3573 kc. | 2330Z | Daily | 143 | WA4ANH |
| SSBN | 3938 kc. | 2330Z | Daily | 61 | WA4LWE |
| THEN | 3865 kc. | 2330Z | Daily | 44 | K4LWL |

Traffic: (Nov.) W4EYN 262, W4LWZ 207, K4OXM 130, K4HZP 82, K4IEX 75, WA4ANH 72, K4CWZ 66, W4LRE 63, WOGXQ/4 61, W4UWS 54, W4FJM 34, W4UFQ 34, W4ICU 33, K4TTN 30, W4BNU 27, K4EO 19, K4CVJ 6, W4IVT 4, K4ZKQ 4, (Oct.) K4CWZ 112, W4UWS 73, W4RWL 41, W4BRS 20.

SOUTH CAROLINA—SCM, Charles N. Wright, W4PED—SEC: W4ECJ, Asst. SEC: W4WQM, RM: K4LND, PAM: K4WQA.

| | | | | |
|--------|----------|-------|-------------|----------------|
| SCN | 3795 kc. | Daily | 0000Z/0300Z | Nov. Tfc.: 85 |
| SCSSBN | 3915 kc. | Daily | 0000Z | Nov. Tfc.: 152 |
| SCSN | 3795 kc. | Daily | 2330Z | Nov. Tfc.: |

New OES K4GL (ex-W8PT) reports from Pickens that S. C. on the v.h.f. bands is a far cry from the QRM he was used to in Michigan. W4VHH still is keeping N. Augusta represented on 2 meters. Let's stir up a little more non-local v.h.f. activity. K4MSK is sporting a new four-element 20-meter quad 105 feet up in the air. W4NTO reports new Clegg equipment for Spartanburg RACES is in operation. W4LTF put on two good lecture demonstrations for the N. Augusta Club. The Rock Hill Club reports that its incentive license drive has paid off in the form of Extra Class tickets for W4AKC, W4CXO, W4GCB, W4NDH and K4YFK. Forty-eight hams took the FCC exams in Rock Hill in October. The Rock Hill Club won the State Radio Council plaque for S. C. Field Day activities. W4VIW again is active on s.s.b. from Greenville. Traffic: K4LND 137, W4PED 45, W4NTO 41, K4WOI 34, K4OCU 29, W4VIW 11.

VIRGINIA—SCM, H. J. Hopkins, W4SHJ—SEC: W5VZO/4, PAM: K4SCL, RMs: W4QDY, W4SHJ, W4ZM, WA4EL. The first issue of *Virginia Ham* under WA4EUL editorship was a job well done. If you are not on the mailing list contact Bill, K4ASU, W4TF and K4ONC report having qualified for the coveted A-1 Operator award. As you read this, the Roanoke Division annual official/appointee meetings will be close at hand. If interested in attending contact the SCM or W4MWH early in February. Don't forget the Division Convention late in May. DX and SS contest participants are too numerous to list; almost all report high activity and scores. The SEC is working on a *Public Service Communication Manual* which should be out soon. This report is short this time because of SCM business travel and seasonal tasks. Support your section nets; they meet seven days per week!

S.S.B. 3935 kc. 2300 & 0300 GMT
C.W. 3680 kc. 2330 & 2400 GMT

Traffic: (Nov.) W4DVT 216, K4LJK 190, WA4EUL 169, W4RIA 148, WA4EDG 116, W4BZE 108, K4ITV 103, W5VZO/4 78, K4WCO 64, W4VCF 48, WA4FCS 47, K4FSS 46, WA4URN 44, K4SCL 42, W4OKN 38, WA4DAI 37, W4SHJ 37, K4MXF 35, W4TE 29, WA4UMX 24, K4VCH 24, W4ZMT 21, W4ZAU 18, W4VCY 15, W4KFC 13, WA4PUI 13, W4WRG 13, W4MK 11, WA4NJG 9, W4TUJ 8, K4ASU 7, W4PTR 5, WA4ST 5, W4IXD 3, K4NOV 3, K4SDS 3, K4PK 2, K4BAV 2, W4OWE 1, (Oct.) WA4PZF 120, W4ZM 72, WA4NJG 14, W4LK 2.

WEST VIRGINIA—SCM, Donald B. Morris, W8JM—SEC: W8SSA, RMs: W8LAF, K8TFP, PAMs: K8CHW, W8IYD, S.S.B. Net Mgr.: K8SHP, C.W. Net Mgr.: W8GRE, West Va. nets meet on 3570, 3890, 3903, 3905 kc. K8TFP has assumed duties as RM. New OES: W8GRE, New OESs: W8MAT, K8MQB and K8BIT, New OES: K8BIT, W8APX, K8UZX, K8WWW, W8GRE, W8PVM, W8AKQX, K8MYU, W8HRQ and W8FMA reported SS scores. Officers of the Morgantown Radio Club are W8GUL, pres.; W8IMY, vice-pres.; W8IMX, secy.-treas.; W8HMU, historian. Congrats to W8HSB, West Virginia's top scorer in the Illinois QSO Party. K8ELH, W8QR and W8JM have a pipeline to Wheeling on 29.6-Mc. f.m. New officers of the Opequon Radio Society are K8SDI, pres.; W8JCC, vice-pres.; W8OKG, secy.-treas.; W8MRI, act. mgr. K8MYU has an HT-44 and a 60-ft. tower. New officers of the Kanawha Radio Club are W8TRN, pres.; K8BIT, vice-pres.; W8HGA, secy.; W8LAL, treas.; W8ABX and W8NXO, act. mgrs. G5DV and his XYL visited W8PQQ, New EC: W8ANS for Calhoun County, Reappointed as ECs: K8TPF, Randolph Co.; K8CFT, Fayette Co.; W8HPE, Marshall Co. Net reports:

Net Freq. Time Days Sess. QNTC Mgr.
WVN Phone 3800 2300 Mon.-Fri. 21 451 93 K8CHW

"PROFESSIONAL HAMS" RECOMMEND A 5 BAND TRANSCEIVER ESPECIALLY THE GALAXY V

Greater Selectivity and Stability • 300 Watts SSB/CW • 80 thru 10 Meters • Compact • Mobile or Fixed
"The only transceiver designed without compromise for the ultimate in SSB performance."

- 300 watts—conservatively rated with highest efficiency. Better than 200 watts output on all bands.
- Smallest of all the high powered transceivers. (6" x 10¼" x 11¼")
- Selection of upper or lower sideband on any frequency without frequency jump!

- "Sharpest" of all transceivers . . . special McCoy 6 crystal filter.
- "Hottest" receiver of all transceivers . . . independently tuned RF stage.
- Complete 80 thru 10 meter coverage. 1 megacycle on 10 meters.
- Perfect mobile and fixed station transceiver.
- "Superior", audio-derived, dual constant AGC.

D.C. SUPPLY

Efficient transistorized supply, with thermal overload protection. Provides full power for Galaxy V from 12VDC—\$89.95

A.C. SUPPLY


Completely solid state. Provides full power for Galaxy V from 115 VAC, 50-60 cycle—\$79.95

REMOTE VFO

Provides split frequency operation on receiving/transmitting when used with the Galaxy V—\$69.95

\$399.95 \$18.00 MONTHLY

Distributed by




World Radio Laboratories 3415 West Broadway Council Bluffs, Iowa Zip 51504

- Please send the transceiver "Professional Hams" recommend . . . Galaxy V. . . . \$399.95
- Please send A.C. Supply. \$79.95
- Please send D.C. Supply. \$89.95
- Please send Remote VFO. \$69.95
- Please send WRL 1966 HAM/CB CATALOG

NAME _____
 ADDRESS _____
 CITY _____ STATE _____
 ZIP _____ Dept. QST

INNOVATION INNOVATION INNOVATION INNOVATION



In Electrical Electronics Engineering

EXHIBITS (4 days only)

Monday - Thursday
11:30 A.M. - 9:30 P.M.
NEW YORK COLISEUM


TECHNICAL SESSIONS

Monday - Friday
NEW YORK HILTON
MARCH 21-25

Members \$2. Non-Members \$5.



IEEE EXHIBITION



W2AU 4-PURPOSE BALUN

only 6 1/2 Oz.
2 KW P.E.P.—\$12.95

- Built-in lightning arrester
- Center hang-up hook for inverted Vees, doublets, quads and Yagis.
- **ELIMINATES CENTER INSULATOR**
- Broadband 3 to 32 mc.
- Rated 2 KW P.E.P.
- Two models: 1 to 1 model goes from 50 or 75 ohm **UNBALANCED** coax to 50 or 75 **BALANCED** load.
- 1 to 4 model goes from 50 or 75 ohm **UNBALANCED** coax to 200 or 300 ohm **BALANCED** load.

W2AU Super Fiberglass Quad \$99.95
W2AU Korean Bamboo Quad \$54.95

UNADILLA RADIATION PRODUCTS, Unadilla, N.Y.
See Pg. 101 "New Apparatus" Oct. 1965 QST.

| | | | | | | | |
|---------|------|------|-----------|----|-----|----|--------|
| WVN CW | 3570 | 2330 | Mon.-Fri. | 29 | 147 | 89 | WA8GRE |
| WVN PON | 3903 | 2330 | Mon.-Fri. | 4 | 57 | 12 | K8TDF |
| WVN SSB | 3905 | 2330 | Mon.-Fri. | 15 | 220 | 10 | K88HP |

Traffic: (Nov.) K8TPE 175, WA8GRE 89, W8CKX 67, K8WVW 43, K8HIT 42, W8HZA 39, W8FXF 20, W8ATM 15, W8AKCO 9, W8JM 7, W8AKMZ 5, K8MQB 5, K8MYU 5, K8CHW 3, W8MRE 3, K8SVG 3, W8CKN 2, W8FIE 2, W8MAT 2, W8NDY 2, W8CUL 1, W8JXM 1, W8KXQ 1, W8LMF 1, W8QMD 1, W8VOI 1. (Oct.) W8ATM 46, K8MYU 9.

ROCKY MOUNTAIN DIVISION


COLORADO—SCM, Donald Ray Crompton, KO-TTB—Asst. SCM: Albert E. Hankinson, WA0NQL, SEC: W0SIN, PAM: KOFDH, W0SIN has returned home after a long stay in the Denver Hospital. W0CUZ also spent eight weeks in the Denver Hospital but has returned home to Creede. K0KUP has returned to South Fork after a couple of months of 15 in Roswell, New Mex. The Columbine Net is plagued by long skip much of the time but continues with a very nice list of members. W0OIL, in Lamar, writes that he was in the very middle of the flood there and of course couldn't operate. He says that the AREC is now undergoing a new recruitment program. Lloyd also has written that the AREC activities were curtailed somewhat by most of the group taking flying lessons. The Denver 10-, 6- and 2-Meter Sunday Net has an increased activity. Bob Croop is certainly a very good manager. The Denver Radio Club has elected some new Board members and officers. We want to welcome W2WBA/O, a high-speed c.w. operator named Martha, to Colorado. We are very happy to announce the appointment of WA0NQL as Asst. SCM for Colorado. His address is 553 West Easter Avenue, Littleton, Colo. 80120. High Noon Net traffic: 155. Traffic: K0ZSQ 130, W2WBA/O 104, K0DCW 89, WA0CVS 2, WA0NQL 1.

NEW MEXICO—SCM, Bill Farley, WA5FLG—SEC: K5HTT, PAM: W5WZK, W5VBQ is back on the air after a couple of years' absence. His first day back on he worked three rare ones, K5FPO is rather proud of his colinear broadside array on 75 meters. So far he has worked New Zealand and the Marshall Islands. K5CYD and his XYL, K5CRG, moved to Albuquerque from Dalhart, Tex. Glad to have you, WA5NPY, of Santa Cruz, is teaching theory and code classes at the Mission School. He would like to correspond with anyone who can provide him with information on how to organize a club. The Post 86 Amateur Radio Club of Carlsbad is now officially an ARRL affiliated club. Welcome to new ECs WA5LHC and K5HITS. The Road Runner Traffic Net reports 22 sessions with 51 pieces of traffic handled. Average check-ins were 21. Traffic: WA5DUH 94, W5UBW 70, K5HPJ 54, WA5LCU 30, K5ONE 27, K5HTT 25, K5VXJ 19, WA5AMG 5.

UTAH—SCM, Marvin C. Zitting, W7MWR/W7QAD—Asst. SCM: Richard E. Carman, W7APY, SEC: W7WKE, Section nets: BUN meets daily on 7272 kc, at 1930Z; UARN meets each Sat. and Sun. on 3525.5 kc, at 1400Z and on 3987.5 kc, at 1500Z. 1966 officers of the UARC are: W7APY, pres.; W7BAJ, exec. vice-pres.; K7SOT, vice-pres.; W7EIL, secy.-treas.; W7AIA and W7AYD, pgm. chairman; W7VEO, Micro-Volt editor, W7CZ advises that W6DIX received "Worked all Utah Counties" certificate No. 1 and K9EAB, who operates from an iron lung, received certificate No. 2. Who will be the first Utah ham to work all Utah counties? The UARC held its annual banquet at Andy's. The 60 hams who attended were treated to a delicious dinner, an excellent program and QRM from a party in an adjoining room. W7BAJ has received a 60-w.p.m. code certificate. Traffic: W7OCX 287, K7CLS 64, W7BME 21, W7LQE 20, W7MWR 4, K7RAJ 2, W7BAJ 1.

WYOMING—SCM, Wayne M. Moore, W7CQL—SEC: W7WYE, RM: W7BHL, PAMs and OBS: W7TZK and K7SLM, Nets: Pony Express, Sun. at 0830 on 3920; YO Mon., Wed., Fri. at 1830 on 3610; Juckalope, Mon. through Sat. at 1230 on 3920. W7NVX has been transferred to the State of Washington. A new club in the state is the Morgan Radio Club, operating out of the Dean Morgan Junior High School in Casper and sporting the call WA7CEN. A new appointment: W7HPE as EC for the Cody area. I have also learned that the Episcopal Church young people of Cody are forming a club. W7DZH has been transferred to Viet Nam. However, before Roger left the States, his wife presented him with a new daughter—also making K7AHO a grandpa again. K7ITH, WA7BPO, K7MAT and WA7BFV all went elk-hunting near Cody. Traffic: K7POX 19, WA7ASB 14, K7SLM 9, W7HLA 8, W7BAI 3, W7BHH 3, WA7CLF 3, WA7EDC 2, K7SAR 2, K7MGM 1.

COMING SOON— ARROW TO OPEN 5th LOCATION TOTOWA, N.J., Rte. 46




- AM, CW or SSB
 - Wave envelope or trapezoid patterns
 - No tuning required
 - Up to 60 Mc
 - Will handle 5W to 1 KW
 - Uses standard connectors
 - Internal sweep
 - Size: 9½" deep, x 5½" high, x 3½" wide
- \$2995**
- Weight: approx. 5 lbs.

SUPEREX HAM HEADPHONES

Full comfort even after many enjoyable hours of continuous use. Superb comfort even for eyeglass wearers. Crisp, distortionless reproduction and high sensitivity allows you to single out that weak signal and hard to reach station. 600 ohms impedance, completely adjustable head harness.



\$24.95



PRECISION PLANETARY-VERNIER for exceptionally fine tuning

Superb craftsmanship by Jackson Bros. of England. Ball bearing drive. ¼" dia. Shaft 1½" long; 6:1 ratio. Vv FB for fine tuning. Easily adaptable to any shaft. Comparable value \$5.95 Model 4511 DAF.

\$1.50 ea. 10 for \$13.50

Shown approximately actual size

VERSATILE MINIATURE TRANSFORMER

Same as used in W2EWL SSB Rig—March, 1956 QST. Three sets of CT windings for a combination of impedances; 600 ohms, 5200 ohms, 22000 ohms. (By using center-taps the impedances are quartered). The ideal transformer for a SSB transmitter. Other uses: interstage, transistor, high impedance choke, line to grid or plate, etc. Size only 2" h. x ¾" w. x ¾" d. New and fully shielded.

\$1.49 ea. 3 for \$3.95 10 for \$12.50



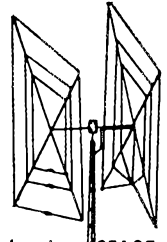
AMECO 2 & 6 METER CW/PHONE XMTR WITH POWER SUPPLY

Model TX-62 complete 75 W. phone & CW transmitter has built-in power supply and modulator. Tunes easily by adjusting final plate and loading caps. 50-54 Mc. & 143-148 Mc. Xtal. 8 Mc) controlled or can take VFO. Meter reads final plate or cathode current or RF out. Built-in, solid state power supply, fused. Mike/Key jack & xtal socket on front panel. Size: 11½x9½-6" high. shipping weight approx 20 lbs. TX-62, wired and tested

\$149.95

W2AU SUPER 2 ELEMENT QUAD FOR OUTSTANDING PERFORMANCE ON 10-15-20 METERS

pre-tuned • rated 2KW
PEP • low Q • low angle radiation • high gain • broad band • low wind load • simplified assembly • rugged construction • single line or 3 line feed • ship. wt. 40 lbs.



bamboo **\$54.95**
Fiberglass **\$99.95**

BULLS EYE BUYS AT ARROW



ARROW ELECTRONICS INC 900 Broad Hollow Rd., Farmingdale, N. Y.
516 — MYrtle 4-6822

65 Cortlandt St., N.Y. 7, N.Y. • 525 Jericho Tpke., Mineola, N.Y. • 225 Main St., Norwalk, Conn.
212 — DIgby 9-4730 516 — PIONEER 2-2290 203 — VICTOR 7-5889

THE LEAGUE EMBLEM



With both gold border and lettering, and with black enamel background, is available in either pin (with safety clasp) or screw-back button type. In addition, there are special colors available in the pin style emblem only, for Communications Dept. appointees.

- ▶ Red enameled background for the SCM.
- ▶ Green enameled background for the RM, PAM, SEC or EC.
- ▶ Blue enameled background for the ORS, OES, OBS, OO or OPS.

THE EMBLEM CUT: A mounted printing electrotype, $\frac{3}{8}$ " high, for use by members on amateur printed matter, letterheads, cards, etc.

Pin, Button or Cut: \$1.00 Each, Postpaid

AMERICAN RADIO RELAY LEAGUE

Newington, Connecticut 06111

P & H ELECTRONICS INC.

Builders of Fine Electronic Equipment—
Specializing in Audio, Communications,
RF and Amateur Equipment.

426 Columbia St.

Lafayette, Ind.



Model 525L

NEW DUMMY ANTENNAS

Genlec Dummy Antennas permit transmitter adjustments under electrical conditions duplicating actual antenna conditions, but converting and dissipating electrical power as heat, preventing radiation and

eliminating TVI, QRM and associated problems. Transmitters readily peaked for top DX operation.

SPECIFICATIONS

| Price | \$11.95 | \$12.95 | \$19.95 | \$21.95 | \$1.95 | \$2.25 |
|---------------------------|------------------------|---------|------------------------|----------------------|--------|--------|
| Model | 525 | 725 | 525L | 725L | 507 | 707 |
| Impedance (ohms) | 50 | 70 | 50 | 70 | 50 | 70 |
| VSWR (DC to over 250 Mcs) | Less than 1.1 | | Less than 1.05 to 1.00 | | | |
| Power Ratings | 125 Watts Steady State | | | 7 Watts Steady State | | |
| | 250 Watts ICAS | | | | | |

Terms: C.O.D. plus postage or ppd in U.S.A. when check included with order.

Write for Free Literature

GENLEC INCORPORATED, P.O. Box 233, Raritan, New Jersey

SOUTHEASTERN DIVISION

ALABAMA—SCM, William S. Crafts, K4KJD—Asst. SCM/SEC: William C. Gann, W4NML, RM; WA4EXA, PAMs: K4NSU and K4IWH. K4GHX is the new NM of AENAL. Thanks to K4NSU for two outstanding years in this job, WA4EEC and WA4EXA made Operator of the Month in Dec. K4HJX made BPL in November and WA4TTD in October. We enjoyed the Decatur and Limestone Club's Christmas Parties, Nov. net reports (times GMT):

| Net | Freq. | Time | Days | Sex | Ave. T/c. | Ave. ONI |
|------|-------|------|-----------|-----|-----------|----------|
| AENB | 3575 | 0100 | Daily | 31 | 3.1 | 4.5 |
| AENH | 5077 | 0200 | Sun./Tue. | 9 | .66 | 16.3 |
| AENM | 3965 | 2400 | Daily | 30 | 3 | 14.3 |
| AENP | 3955 | 1230 | Mon.-Sat. | 25 | 2.2 | 12.3 |
| AENR | 5055 | 0115 | Wed./Fri. | 9 | .22 | 20.3 |
| AENT | 3970 | 2230 | Daily | 28 | .7 | 6.2 |

W4YYE and K4APK are back on the air. W4AYI is building a keyer and K5RSI/4 an SB-400. K4IKR has DXCC and a new son. New equipment: W4WGI a TH-6DX and WA4GCS a quad. W4RIZ has joined the Silent Keys. Traffic: (Nov.) W4ZJY 345, K4HJX 204, WA4EXB 140, WA4TTD 87, K4NCW 86, W4NML 85, WA4EXA 55, WA4RES 41, K4KJD 40, K4BSK 33, WA4MTG 33, WA4UXC 30, W4AYI 22, W4YNG 20, K4WHW 18, WA4FYO 13, K4RSI/4 13, K4DRQ 12, K4NSU 10, K4ANB 9, W4HON 9, K4CZZ 8, W4CIU 5, W4APL 4.4, K4FZQ 3, K4CFD 2, W4AEB 2, K4WOP 2, W4YRA 2, W4ZVI 2, K4JF 1, (Oct.) WA4TTD 388, K4ANB 20, K4UEC 14, W4AOQL 7.

CANAL ZONE—SCM, Thomas B. DeMeis, KZ5TD—The CZARA nominating committee presented several members for consideration for the January elections. KZ5MV and KZ5GE report excellent results on operating 80 meters during the early evening hours to the U.S. and DX. KZ5TW is a new c.w. operator from Fort Clayton. KZ5KR is awaiting the Heath transceiver. KZ5TD has ceased operation as he has been assigned to the New Jersey area. KZ5MV has been appointed Asst. SCM to take over until a new SCM can be elected. MARS activity has been very good. KZ5RW was off the air while rebuilding his station layout. HPIIE and HPIAC reported to the CZARA on information relative to reciprocal operating privileges being worked on between the Republic of Panama and the U.S. as well as the Canal Zone. KZ5TG is reported to be working on his retirement soon. KZ5AY still is trying to put up a decent antenna. KZ5LC remarks on poor low-band performance since having to take down his "V" antenna. I would like to thank all the KZ5s who helped me during my stay here. I know you will cooperate with the new SCM and I hope to be working you from the home QTH. The home call is W2ZHN. Good by and 73.

EASTERN FLORIDA—SCM, Albert J. Hamel, K4SJK—SEC: W4YTF, RM C.W.: W4LUV, RM RTTY: W4RWL, PAM S.S.B.: W4OGX, PAMs: W4SDR, W4TUB, PAM V.H.F.: WA4BMC. Best wishes to Cathy, W4BAV, and Bill, W2HJM, recently hitched. W4PUE omitted while W4WPD and W4DUI assisted as bridesmaid and best man. Also present were W4UPR, W4TXA, W4TWR and XYLs, plus Lois Kaniss, the XYL of Silent Key W4WPE. Congrats to W4LMT on making his 2nd-class phone ticket. W4BKC tells me that the C.D.-CAP-SARDA drill Nov. 13 with K4UIZ, W4YZH, K4HXP, K4VVF and W4BKC working came out fine. The Easter Seal Clinic in Broward County has been drumming up a lot of traffic. During the next three months how about all traffickers who do report grab hold of at least one of the clan who does not report, show them the ropes and urge them to send in regular traffic reports. Those who would rather use the Form 1 need only ask for them by radio. All of you AREC net managers, drop me a line and give me your idea of what constitutes qualification for a net certificate. We will study them all and come up with a standard for the whole section. Traffic: (Nov.) WA4SCK 1176, K4EY 516, WA4JH 311, WA4LHK/4 269, WA4NEV/4 245, WA4IWO 241, K4YSN 223, WR4AIW 219, W4FFC 212, WA4RQR 198, W4FP 192, K4KDN 170, W4DFU 169, K4SJK 144, W4NBT 138, WA4DEL 128, WA4BAW 102, WA4NBE 92, W4SDR 86, W4OGX 79, WA4PDM 72, WA4FGH 67, WA4JDI 66, W4KRC 65, W4EHV 63, W4ILY 63, K4ILB 61, W4TJM 51, W4VDC 47, W4AKB 45, K4BY 45, WA4IOL 45, WA4PWF 45, WA4CIQ 43, WA4VZD 43, W4IE 42, K4BNE 36, K4QAY 35, WA4AJV 34, WA4WTG 33, K4COO 31, W4MVB 31, W4AYD 27, W4IAD 25, K4TGP 4 25, W4NUH 24, W4OHO 24, W4YT 22, W4JBE 21, W4BKC 20, W4GEJ 20, W4SMK 17, W4SHJ 16, W4AIKE 15, W4OJLZ 15, WA4YGP 14, WA4YVP 12, W4AWZD 11, W4BAV 9, W4AFVP 9, K4MTP 7, W4LUV 3, W4LMT 2, (Oct.) W4OGX 90, WA4VZD 27.

NOW—

CONVENIENT TIME PAYMENTS
PLUS SPECTACULAR SAVINGS
ON LIKE-NEW, EXTRA-CLEAN EQUIPMENT



- TWO-WEEK TRIAL
- 90-DAY GUARANTEE
- TRADES ACCEPTED
- FREE PARKING

Tops in value, tops in performance, and tops in appearance—that's what you get with every piece of TRIGGER thoroughly reconditioned, clean-as-a-pin, like-new equipment.

Alignment, calibration, and performance are as good as new, and frequently better.

SEND FOR FREE PRICE LIST

Contact TRIGGER for a cash quote on your present gear or for a tremendous allowance on brand new equipment. For a real eye-opener visit TRIGGER — conveniently located in west suburban Chicago on Route 64, three blocks west of Route 42A, and only 20 minutes from the Chicago Loop via the Eisenhower Expressway.



Domestic and foreign inquiries or orders processed promptly.



Another important TRIGGER service:
WE BUY USED HAM GEAR FOR CASH
PROMPT SERVICE / PROMPT CASH

SPECIALS OF THE MONTH FOR FEBRUARY

| | | | | |
|---------------------|---------------------|---------------------|-----------------------|---------------------|
| 51J4.....\$795 | DRAKE R4.....\$19 | HQ170C.....\$209 | HR060 XTAL CALL.\$ 27 | S119.....\$ 27 |
| 75A2..... 199 | CENTRAL 100V... 399 | HQ170AC 6NB... 299 | HR0500..... 975 | S40B..... 49 |
| 75S1..... 289 | THOR 66AC..... 259 | HQ180C..... 259 | LAFAYETTE HE10... 49 | S85..... 69 |
| 75S3..... 459 | CLEGG VENUS... 359 | HX50..... 249 | LAFAYETTE HE45B. 77 | S86..... 67 |
| 32S1..... 439 | VENUS AC..... 69 | GONSET G63..... 79 | LAFAYETTE HA350. 129 | SX96..... 129 |
| KW2..... 739 | POLYCOMM PC6... 169 | GONSET GR211... 69 | HEATH DX20..... 37 | SX100..... 169 |
| PM2 SUPPLY..... 117 | AMECO CMA CONV. 47 | GONSET G50..... 229 | HEATH DX35..... 39 | SX43..... 89 |
| SMZ MIKE..... 34 | EICO 720FW..... 47 | III 6METER..... 139 | DX60..... 47 | SX110..... 89 |
| SWAN350..... 329 | EICO 722VFO... 37 | IV 6METER..... 189 | HR10..... 77 | SX111..... 167 |
| AC SUPPLY..... 69 | VIKING VFO..... 29 | SUPER 12CONV... 47 | HR10..... 69 | SX122..... 229 |
| DC SUPPLY..... 109 | VIKING TR SW... 19 | NCX5..... 239 | HR20..... 119 | SX140..... 79 |
| SWAN 120..... 119 | MATCHBOX W/SWR. 74 | NCXS..... 449 | DX100B..... 129 | CRX2A 152-174MC. 69 |
| SWAN 240..... 239 | CHALLENGER..... 69 | NCX AC SUPPLY... 69 | RX1..... 149 | SR46..... 159 |
| SBE34..... 339 | NAVIGATOR..... 77 | NCX DC SUPPLY... 79 | TX1..... 139 | SR150..... 369 |
| SB2LA LINEAR... 209 | RANGER..... 99 | NC105..... 97 | HW32..... 127 | HT33..... 179 |
| DRAKE 2A..... 159 | VALIANT..... 159 | NC125..... 77 | HW12..... 129 | HT37..... 249 |
| DRAKE 2B..... 189 | VALIANT II..... 259 | NC155..... 119 | 6ER..... 47 | HT41..... 239 |
| DRAKE 2AQ SPKR. 14 | THUNDERBOLT... 249 | NC180D..... 169 | 2ER..... 49 | HT44..... 249 |
| DRAKE 2BQ..... 32 | H0100A..... 139 | NC188..... 77 | SB10..... 89 | PS150AC..... 69 |
| DRAKE TRQ..... 499 | H0110C..... 134 | NC300..... 179 | VF1 VFO..... 19 | HT45..... 249 |
| AC SUPPLY..... 67 | H0110AC..... 159 | HR060..... 229 | HG10 VFO..... 34 | P150AC..... 139 |
| DC SUPPLY..... 109 | HQ140X..... 107 | HR060 AD COIL... 37 | H010 SCOPE..... 57 | H0W1 SCOPE..... 79 |

A SMALL DEPOSIT WILL HOLD ANY UNIT ON LAV-A-WAY

NEW EQUIPMENT ON LOW MONTHLY TERMS
 SWAN DRAKE THE
 HALLICRAFTERS BY-GAIN THE
 AMCO WATERS SHURE
 ANATON NUMA-CRION GOWLEY

STORE HOURS

Weekdays 11:00 A.M.-8:00 P.M.
Saturdays 9:00 A.M.-3:00 P.M.

TELEPHONE

(312)-771-8616

TRIGGER Attn: W9IVJ (ABC1234)
 7361 North Avenue
 River Forest, Illinois
 RUSH THE FOLLOWING: Amount Enclosed

NAME _____

ADDRESS _____

CITY _____ STATE _____ ZIP _____


ORDER BLANK TO: trade ur present gear, order equipment, sell ur gear for cash.



TRIGGER Electronics

7361 NORTH AVE. • RIVER FOREST, ILLINOIS 60305
(WEST SUBURBAN CHICAGO)

IN DEMAND



This recent addition to the ARRL family of publications for the radio amateur, *THE RADIO AMATEUR'S V.H.F. MANUAL*, by Edward P. Tilton, is a book about things that work on v.h.f. It begins with the first history of v.h.f. ever written, and progresses through a discussion of the nature of the world above 50Mc., to receiving and transmitting principles, techniques and construction. The new *V.H.F. Manual* is profusely illustrated with numerous photos, charts and diagrams. Emphasis throughout is on tried and tested equipment and practice. *THE RADIO AMATEUR'S V.H.F. MANUAL* is an exciting new addition to the radio amateur's library.

\$2.00 Postpaid

U. S. A. • \$2.25 Elsewhere

The American Radio Relay League

Newington, Conn. 06111

GEORGIA—SCM, Howard L. Schonher, W4RZL—Asst. SCM: James W. Parker, Sr., W4KGP. SEC: W4SAZ. RM: W4DDY. PAMs: K4PKK, K4YZE, W4JBU. W4AUYT is operating RTTY with a Model 15 and home-brew converter. W4HWY continues to increase activity. K4ICX is NCS for Cobb County AREC. W44LLI divides activity between GSN, MATN, GA. S.S.B. Net and 6E1X/6E2Y. W4AJES is becoming active with GSN. W4PTM once more has the day shift after six years of night duty. W4DDY is back on the active list after an illness. WN4ARB plans to take the General Class exam soon. K4YZE has an RTTY printer and is building a converter. W44AJU, the NYL of K4YZE, will join him in RTTY work. W44JNL with two new beams, plans to be on s.s.b. by Feb. Congratulations to K4BAI on passing the Georgia bar exams (legal type, lit.). W4YE recently was elected pres. of the Atlanta Old Timers Club. The Georgia S.S.B. Net is meeting temporarily at 1130 GMT because of propagation conditions. I would like to express my appreciation to those of you who have been so faithful in sending Form 1 cards and messages with traffic reports. 1966 will be a great year for v.h.f. activity. Will you be one of the hundreds of new stations to join in on 6 and 2? Low power and economical antennas do wonders. Try it. Traffic: W4FOE 148, W4DDY 31, W4SAZ 53, W4AUYT 42, W4AGAY 40, W44LLI 36, W4PTM 27, WN4ARB 23, W4RZL 21, W4BYD 16, W44AJU 15, WN4AITU 14, W4AJES 10, K4YZE 7, W4HYW 4, K4BAI 1, K4ICX 1.

WESTERN FLORIDA—SCM, Frank M. Butler, Jr., W4RKH—SEC: W4MLE. PAM: K4NMZ. RM: W4BVE. Section Net Reports:

| Net | Freq. | Time | Days | Sess. | QNI | QTC |
|------|----------|------------|-------|-------|-----|-----|
| WFPN | 3836 kc. | 2300Z | Daily | 30 | 666 | 190 |
| QFN | 3651 kc. | 2300/0300Z | " | 60 | 700 | 515 |

W4ECY, W4MLE, W4WKL and K4VYF got extra SS points by sending a message to the SCM, Pensacola: WB4BSZ works up to 100 miles with his Twoer and beam. W44YAR, W44YPV, K4UVF, W44VVA, K4GVH and W4UEN are newcomers to the 10-Meter Emergency Net on 29.56 mc. K4BSS/4 keeps skeds with KL7ETO/mm. the CGC *Sebago* out of Pensacola. Fort Walton: WA3APO is the area's biggest certificate hunter. W4ZWD is now R.O. on the SS *Steel Apprentice*. A 2-meter f.m. net is operating on 146.0 Mc. W4FMW now has two cars equipped for 2-meter mobile. W4RKH acquired a 2-meter converter. Crestview: K4KRV puts out an FB signal on WFPN with the new antenna. DeTuniak Springs: K4VWE works Chipley, P.C. at Ft. Walton and Pensacola via 10 meters. Chipley: W4KB has 100 watts on 145.2, using a BC-640. Panama City: It's good to have W44FJJ/EJF back for another tour. W4PHN is new on 6 and 2 meters. Tallahassee: Neighbors W4MLE and WN4BLI have to coordinate their operating time! K4VRT was appointed OQ. Traffic: (Nov.) K4VYF 277, W44MC 270, W4BVE 180, K4BSS/4 167, K4NMZ 104, K4VWE 69, W44EQ 68, K4SOI 4. (Oct.) K4BSS/4 240.

SOUTHWESTERN DIVISION

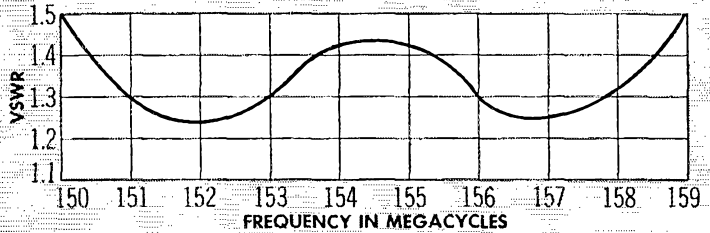
ARIZONA—SCM, Floyd C. Colyar, W7FKK—SEC: K7NIY. PAM: W7CAF. RMs: K7NHL, K7TNW. K7RUR reports that the QCWA dinner was a big success with 59 in attendance. New calls in Phoenix are W47EDH and W47EDI. W47CLW and W47CRO passed the General Class examination. W7QNC was elected vice-chairman of the Arizona Chapter of the QCWA. K7VXS recently acquired his 1st-class commercial radiotelephone ticket. K7YUC/5 is the new president of the Louisiana Amateur Radio Club. W47EBR and K7MITZ made the BPL. W7PJY has a new National NCX-5 transceiver. W7UXZ has a new Heath HD-10 electronic keyer. K7PLO, vice-pres. of the Arizona Amateur Radio Club, has finished building an equipment console for the club including the installation of the equipment in it. Traffic: W47EBR 532, K7NHL 229, W7CAF 57, K7UTP 39, K7PLO 14, W7FKK 9, K7RUR 2.

LOS ANGELES—SCM, H. G. Garman, W6BHG—Asst. SCM/SEC: John A. Vaidean, W6RNX. RMs: W6BHG, W6BBO, W6QAE. PAMs: K6MDD, W6MLZ, W6ORS, K6EPT, W6WPH, K6WAI, W6BBO, K6YVN and W6GVH made the BPL. K6WAI is on again with the Collins Line and a Henry 2/k. Welcome to W6TXJ. W6QXY and K6IOV make a good team on the traffic nets. W6BNUA has not had much time for traffic or hamming. K6IOV now is on 160 meters. W6BNX says work and hunting for a new QTH take up most of his time. K6EA will be back from W0-Land shortly. W6BQXI says EBN has been very active. W6MLZ had his linear go out. W6NKR got his feet plenty wet in the SS. K6UMV, W6GFD and W6ZIJ have a 6-ft. dist

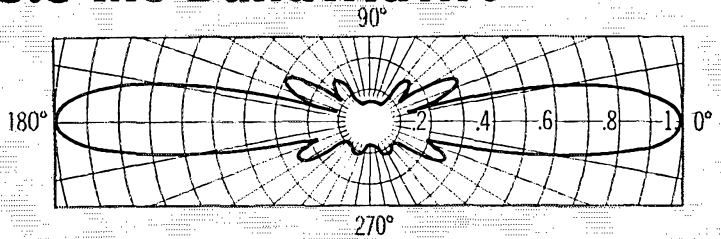
It's Here! The New CPC BROADBAND...

SUPER STATIONMASTER[®]

Base Station Antenna



9.0 Mc Bandwidth!



This new CPC antenna has all the qualities of its predecessor, plus new features not now available in any antenna made for the land mobile services



to GREATER efficiency!



to HIGHER performance!



SMOOTH OUT communication problems!



to BETTER communication!

CAT. No. 220-509 SUPER STATIONMASTER

is a second generation antenna growing out of 30,000 STATION-MASTERS and ten years of experience with this type array.

Because of its exceptional bandwidth, the SUPER STATION-MASTER is produced in three ranges which cover the VHF band, 150 to 159 Mc, 157 to 166 Mc, 165 to 174 Mc.

A 10 db—10 Mc wide version, CAT.No.455-509, is available to cover 450 to 470 Mc in two ranges.

Electrical Specifications

- Nominal input impedance . . . 50 ohms
- VSWR 1.5:1
- Bandwidth 9.0 MC
- Maximum power input . . . 500 Watts
- Flexible terminal extension . . 18" of RG 8A/U
- Terminations Type UHF female and Type N male
- Vertical beam width (½ power points) 18°
- Lightning protection . . Direct ground

Mechanical Specifications

- Radiating elements Copper
- Element housing material Fiberglass
- Element housing length 20'
- Support pipe 2¾" dia. 6061-T6 aluminum pipe
- Rated wind velocity 100 MPH
- Lateral thrust at rated wind . . 79 lbs.
- Bending moment 1" below ground plane at rated wind . . 521 ft. lbs.
- Weight 30 lbs.

Communication Products Company
DIVISION OF
PHELPS DODGE ELECTRONIC PRODUCTS CORPORATION



MARLBORO, NEW JERSEY 07746—Telephone (Area Code 201) 462-1880
LOS ANGELES, CALIFORNIA 90065—Telephone: (Area Code 213) 245-1143



USE
CUSH CRAFT
ANTENNAS

FOR
MORE
DX
PUNCH
ON
20

3 ELEMENT FULL SIZE BEAM

A real DXer's beam with full .15 wave element spacing (20' 6") boom for maximum gain and front to back ratio. Full size 1 1/4" elements for broad band coverage. Reddi Matched for direct 52 ohm coaxial feed. This is a built-to-take-it beam of all heavy-duty construction for years of trouble-free performance.
Amateur Net \$77.50



2 ELEMENT FULL SIZE BEAM

For DX-ing in a limited space this 2 element heavy-duty beam provides full size performance on a 10' boom. It has excellent forward gain, broad band coverage, and direct 52 ohm Reddi Match feed.

Amateur Net \$45.00

SQUALO OMNIDIRECTIONAL DIPOLE

For apartment dwellers, expeditions, small lots, and limited budgets, the Squalo provides omnidirectional coverage, and full size performance in compact dimensions, only 8' square.
Amateur Net \$29.50



For complete information see your distributor or write Dept. A-1.

CUSH CRAFT 621 HAYWARD ST.
MANCHESTER, N. H.

COMPONENTS

Manufacturing overages of meters, transformers, tubes, relays, switches, terminal boards, resistors, capacitors and miscellaneous hardware plus some discontinued products. For complete detailed list and prices, write to John P. Bowers, Gates Radio Company, Quincy, Illinois 62302.



BROAD BAND BALUN \$10 net ppd. in U.S.A.
• Flat in the amateur bands from 3 to 30 Mcs. • Full legal power • Fully weather sealed • Matches coax to antenna or balanced line. • Improves efficiency and radiation pattern.

Two models, 1 to 1 or 4 to 1 impedance ratio
Size 1 1/4" OD x 4" long. Wt. 4 oz.

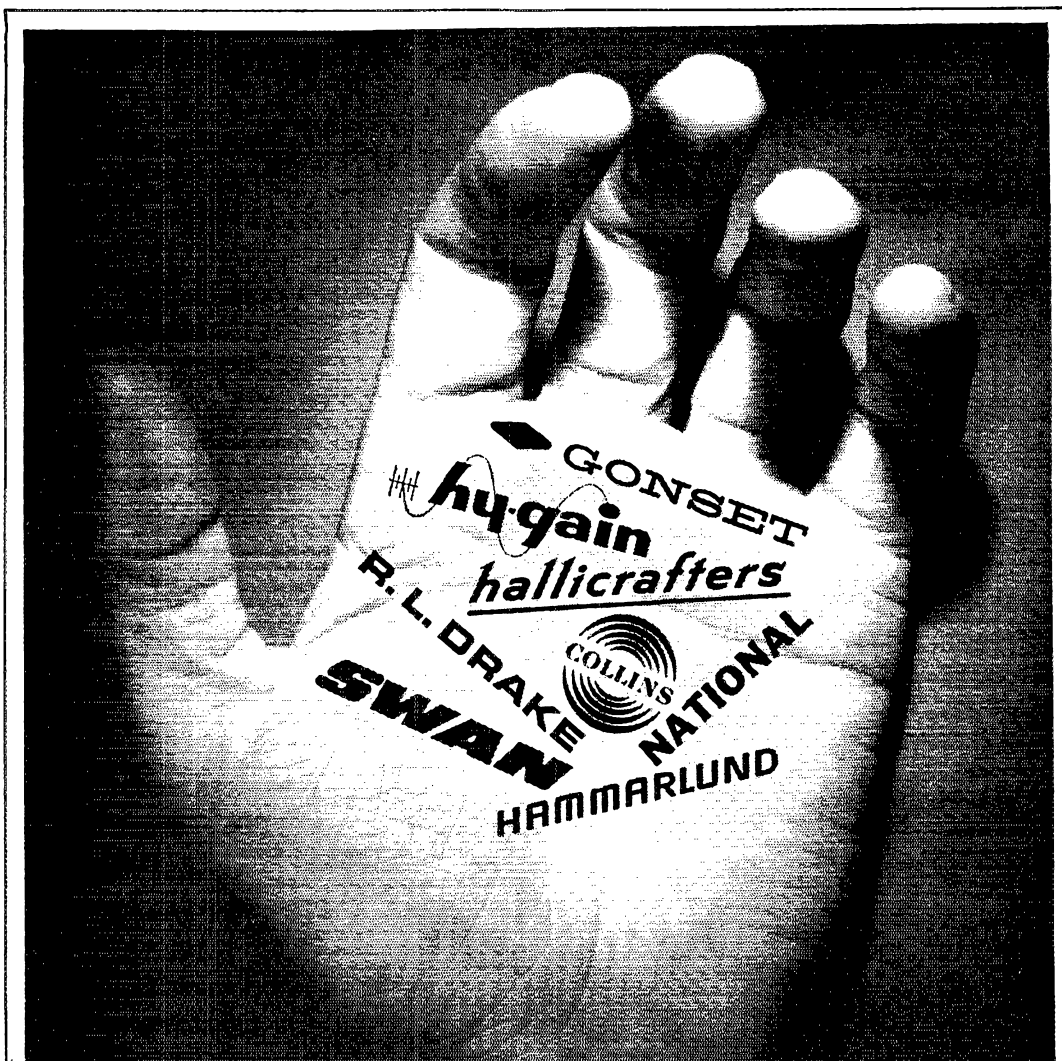
FUGLE LABS 1835 Watchung Ave., Plainfield, N.J.

up. W6YRA is continuing experimental work on 420. W6QAE was on the air only two days in November because of vacation. W6QJW was active in the AREC nets. WB6KVA found out the hard way that a.m. was a gross waste of time during the SS. WB6BOW's shack was rain-flooded for two weeks. W6OI still is active with EC/AREC nets. WB6QEL is concentrating on getting his General. WB6AKZ says school is slowing up activity. W6SRE says K7RUR dropped in for a short visit. WB6AEL says the HT-18 works fine but doesn't help drag any traffic into San Pedro. WB6GHB is looking for hams with 432-Mc. walkie-talkie units to contact. K6KUCQ was active in the SS. WB6MEQ tried for 75 sections in 75 contacts but got only 60 sections in 60 contacts. W6ORS is operating only mobile. WN6PAV monitors 7169 kc. every Sat. at 9 P.M. PDT looking for contacts at 13 w.p.m. W6PUZ is getting ready for Oscar IV. W6SD (San Fernando Valley Radio Club) received a civic award from the City of San Fernando for outstanding work in c.d. and public safety. The plaque was presented by the Mayor of San Fernando. W6YMY informs us that the FD and SS bring out the bad signals like a swarm of locusts. K6LDM worked some DX on v.h.f. reporting good openings lately. W1KUX/0 still is active on ASTRONET. WB6BWZ has been under the Doctor's care but is back in circulation. Your SCM wants to thank the clubs who are sending bulletins to him on their activities. Let's not forget the ARPCSC program and also the local nets. SCM meets daily at 0300Z on 3600 kc. for c.w. men and EBN meets Mon. through Fri. at 1515Z and Tue. through Sat. at 0130Z on 50.5 Mc. (for the phone men). Traffic: (Nov.) K6EPT 2034. W6WPE 1417. K6WAI 1143. W6BBO 783. K6VYN 774. W6GYE 685. K6MDD 305. W6AMXM 180. W6TXJ 180. WB6GGL 133. WB6K GK 115. W6MLF 109. WB6QXY 106. W68NU 104. W6FD 102. W6A-WKJ 81. K6IOV 08. W6BNX 56. W6BBH 26. W6BHG 24. W6USY 20. K6EA 19. W6GX1 19. W6MLZ 14. W6PCP 13. W6NKR 12. W6AZD 12. K6UMV 11. W6YRA 11. W6QAE 10. W6QJW 7. K6PHF/6 6. WB6KVA 4. WB6BOW 3. W6OI 3. WB6NCF 2. WB6QEL 2. W6VUZ 2. WB6AKZ 1. W6SRE 1. (Oct.) W6GYH 403. WB6KVA 100. K6LDM 34. W6MLZ 32. W1KUZ/6 29. W6WOG 2.

ORANGE—SCM, Roy R. Maxson, W6DEY—Mary, W6VDS, is new chief NCS of the 246 Net on 145.08 Mc. 0230Z daily. Nov. report: 722 check-ins. 415 traffic, per W6CXB, secy. W6NJJ is doing an FB job with NARS cartoon bulletins. OO W6VOZ now is com. officer for Nav. Ord. Lab., Corona, moving to Riverside. Bill, of Independence, reports on AREC activities on 3965 kc. W6HAD 6. W6AROF, W6ARND and W6WDW operated in the SS Contest with good scores. Welcome to new AREC members W6QOK, WN6NFQ and W6RKB. WB6OPA and WB6PRP, operators of K6MCA, advise they are getting the Collins S/Line and Henry 2KW linear for the station. K6DBB and his XYL have a new QTH in Desert Hot Springs. The Anaheim ARA and Fullerton RC both held new club officers installation dinners. W6JQB, Asst. SCM, is working 56 hours a week or more on the job with Edison Co. WB6OTL had a hot 2-meter receiver for a few minutes; it caught on fire then quit. Traffic: K6MCA 2412. W6ZJB 831. W6AROF 279. W6DNA 74. W6WRJ 57. K6IME 27. W6CXB 21. W6VOZ 16. WB6ASQ 14. W6TAG 14. W6CK 8.

SAN DIEGO—SCM, Don Stansifer, W6LRU—The following are ARRL appointees in this section: Asst. SCM: W6EWU. SEC: W6SK. ECs: W6MHY, W6KSI, K6RYI. RMS: W6BGF, W6EOT, WB6JUH. PAM: WB6GMM. OBS: K6EC, K6ENX. W6IAB, W6CAE, W6LRU, W6VNO. OPSs: W6IEY, WB6JLC, W6ATAD, K6BTO. OBSs: K6BPI, W6JVA, W6QAY, K6YRF. ORSSs: K6BPI, W6EOT, W6IAB, WB6KNN, K6LKD, WB6JUH, W6VNO. OPS: W6CHV, W6EWU and his XYL have returned from a two-month tour of the Pacific including visits with ZL1FY and VK2TT. The San Diego County 2-Meter ARPCSC Net now meets at 0900 Sun. W6ATAD is San Diego V.H.F. District Mgr. for Air Force MARS. K2UXY, recently an operator at W6IAB, has been discharged and has returned home to New Jersey. The December meeting of the San Diego DX Club was held at the home of W6CAE. Seven stations sent their SCM SS messages in Nov. Club secretaries, please notify your SCM of 1966 officers so your club officers' names can appear in this column. Many local DXers are looking forward to improved conditions and coming ARRL DX Test. Traffic: W6YDK 9168. K6BPI 5741. W6IAB 3055. WB6JUH 816. W6VNO 652. WB6GMM 407. W6EOT 307. W6BGF 252; W6UUCO 40. W6BKZ 5.

SANTA BARBARA—SCM, Cecil D. Hinson, W6OKN/W6CUG—SEC: WB6NDP. RM: W7WST/6. Reports reaching the writer would seem to indicate that the most activity in the section is at W6IAB, the Satellite ARC of Vandenberg. I understand the fellows will



HARVEY OFFERS THE WIDEST VARIETY OF FAMOUS BRANDS AT THE BEST PRICES ANYWHERE!



103 W. 43rd St., N.Y., N.Y.
 (212) JUdson 2-1500
 Federal Electronics, Inc.
 (subsidiary)
 Vestal Parkway
 Binghamton, N.Y.

For over 38 years Harvey's has kept pace with the popularity of ham radio throughout the world. And during this time the company's initial aim was and remains the same: Offer the widest variety of ham and electronic equipment at the lowest prices. Today more than ever we extend a hand to ham radio operators everywhere by efficient inventory of equipment and parts for quick delivery — and at the most competitive prices.

That's why you can rely on Harvey's for preferred service by the most experienced staff who are qualified hams themselves. We agree that it takes a ham to talk to a ham. At Harvey's you can feel confident that your specific needs and problems will be solved by experts who can aid you in making the right choice at the most economical prices. And remember everything you buy at Harvey's is always guaranteed.

To get the most for your ham dollar and the fastest mail order service, it pays to check Harvey's first. Serving the world from the nations crossroads in midtown New York.

— Elliot Berelson, WA2HDP

Visit new Harvey sales center at 60 Crossways Park West, Syosset, L.I., N.Y.

for '66 FIRST TIME IN U.S.A.!
"ONE PRICE" SCRS!

Imagine 7-amp, 16-amp and 25-amp at one price! Just check the proper amp and PRV blocks.

| | | | | |
|---------------------------------|----------------------------------|----------------------------------|-------------------------------|-----------------------------------|
| <input type="checkbox"/> 7-Amps | <input type="checkbox"/> 16-Amps | <input type="checkbox"/> 25-Amps | | |
| PRV | Sale | PRV | Sale | |
| <input type="checkbox"/> 25 | <input type="checkbox"/> .25 | <input type="checkbox"/> 150 | <input type="checkbox"/> .75 | <input type="checkbox"/> 300 1.50 |
| <input type="checkbox"/> 50 | <input type="checkbox"/> .45 | <input type="checkbox"/> 200 | <input type="checkbox"/> 1.00 | <input type="checkbox"/> 400 1.95 |
| <input type="checkbox"/> 100 | <input type="checkbox"/> .65 | <input type="checkbox"/> 250 | <input type="checkbox"/> 1.35 | <input type="checkbox"/> 500 2.50 |
| | | | | <input type="checkbox"/> 600 2.75 |

SILICON POWER STUD RECTIFIERS

| | | | | |
|------|---------|---------|---------|----------|
| AMPS | 25 PIV | 50 PIV | 100 PIV | 200 PIV |
| 3 | 5¢ | 7¢ | 12¢ | 19¢ |
| 15 | 15¢ | 22¢ | 40¢ | 65¢ |
| 35 | 39¢ | 50¢ | 75¢ | 1.19 |
| AMPS | 400 PIV | 600 PIV | 800 PIV | 1000 PIV |
| 3 | 25¢ | 35¢ | 45¢ | 69¢ |
| 15 | 90¢ | 1.35 | 1.59 | 1.79 |
| 35 | 1.90 | 2.50 | 2.75 | 2.95 |

750 MIL TOP HAT AND EPOXIES

| | | | | | |
|-----|------|------|------|------|------|
| PIV | Sale | PIV | Sale | PIV | Sale |
| 50 | 5¢ | 600 | 19¢ | 1400 | 95¢ |
| 100 | 7¢ | 800 | 24¢ | 1600 | 1.10 |
| 200 | 9¢ | 1000 | 51¢ | 1800 | 1.35 |
| 400 | 13¢ | 1200 | 69¢ | 2000 | 1.50 |

Hi-Voltage-Silicon 6000 PIV-200ma. EPOXY \$1.99

PNP 100Watt/15 Amp HiPower
 7036 Case! 2N441, 442, 277,
 278, DS501 up to 50 Volts ea.

TRANSISTORS: 100 for 298

SILICON PLANARS
 POWER, RF, IF,
 AUDIO, SWITCHING
 no test

TERMS: include postage, CATALOG 10¢-Rated, 30 days

POLY PAKS P.O. BOX 942M
 SO. LYNNFIELD, MASS.

HYE-QUE ANTENNA-FEEDLINE CONNECTOR

New 3-in-1 molded plastic-and-metal fitting provides: coax feeder connection, heavy copper leads to elements, antenna center support. Hye-Que 1 connector fits standard PL259. Reinforced, weather protected, ultra-efficient. At your ham store, or \$2.95 ppd. Companion insulators, 2 for 99¢ ppd. Includes complete instructions.

BUDWIG MFG. CO. P.O. Box 97A, Ramona, Calif. 92065

CQ de W2KWU

We require the following tubes:
 833A • 304TL • 4-125 • 4-250
 4-400 • 250T • 450T • 4CX5000A

Others purchased at highest prices. Collins & Bendix Radios & Test Gear needed. 171-51X-390A-ARC-GRU-UPM-URM-USM et al.

TED DAMES CO. • 308 Hickory St., Arlington, N.J



UNCLE DAVE'S RADIO SHACK
FORT ORANGE RADIO DISTR. CO., Inc.

USED SPECIALS

| | | | |
|----------------------------|-------|----------------------------|-------|
| COLLINS 754A | \$475 | JOHNSON VFO-122 | \$ 19 |
| CLEGG THOR 6 | 275 | HAMMARLUND HQ-100C | 175 |
| KWM-1 with AC Supply | 395 | HAMMARLUND HQ-140XA | 149 |
| JOHNSON INVADER 2000 | 895 | HALLICRAFTERS | |
| NAT. NCX5 with NCXA | 375 | SX-101A | 325 |
| JOHNSON VIKING II | 75 | HALLICRAFTERS SX-101 | 193 |

904 Broadway, Albany 7, N.Y., U.S.A.
 Cable Address: "Uncledave"
 CALL Albany 518-436-8411; Nights 518-477-5891

be as active during Oscar 4 as they were during Oscar 3. W6DYQ reports that the new officers for the Satellite ARC are K6YHK, WA6VEF, WA6NPJ, WB61PI and W6QMV. The 2-meter activity is growing in Santa Maria with a good group on RTTY. The Santa Barbara amateurs assisted in a search for a missing boy recently utilizing 147-Mc. portable f.m. equipment. WA6-IZI has been appointed EC for the city of Santa Barbara. Active during the recent Sweepstakes were K6CAA and WB6GEB. Newcomers to the area are invited to check in on 3895 kc. any day from 6 to 8 A.M.

WEST GULF DIVISION

NORTHERN TEXAS—SCM, L. L. Harbin, W5BNG
 —SEC: W5PYT. PAM: W5BOO. RM: W5LR. The Terty County ARC held its Annual Free Swapfest in Brownfield Nov. 6-7. Registration was about 250, which was less than previous years. However, the lack in attendance was offset by the extra enthusiasm displayed by those attending. Because of doctor's orders I was not able to attend and, for the same reason, I was unable to mk a report of last month's activities. Many things have gone undone but the doctor has allowed me to return to work and I will try to make up for lost time. I hope you will have patience with me until I can get caught up with my duties. The Ft. Worth KC Club has changed its meeting night to the 3rd Tue., 7:30 P.M., at 4101 Morgan Circle in the North Richland Hills City Hall. The club has been holding auctions and reports much success. Bring your extra gear and come out and join the fun. The Tarrant County Disaster Net has changed its frequency from 3970 to 3920. All Tarrant County hams are invited to check in Sun, at 1300. The Arlington ARC took part in the Spook Patrol in cooperation with the police department. The Dallas ARC's new officers are W5EJV, pres.; WA5LIG, vice-pres.; WA5MYD, secy.-treas. Orchids and congratulations to Barbara Johnson for the fine job she did as secy.-treas. the past year. Traffic: (Nov.) K5DBJ 204, K5FLD 180, W5VFM 134, W4LR 15, K2ETU/5 11. (Oct.) K5DBJ 199.


OKLAHOMA—SCM, Daniel B. Prater, K5CAY—
 SEC: K5DLP. WA5KFT has accepted the EC post for Oklahoma County. WA5BTQ is PAM for 75 meters. W5QMJ has agreed to continue as RM for 80 meters, for which we are very grateful. Sweepstakes activity by Oklahoma amateurs was very impressive. We should have a few winners this time. The Swapfest held at Quartz State Park, Altus, by the Norfork group was a booming success. I want to thank all for their kind words of encouragement regarding the SCM position. I hope I don't disappoint too many and can continue the fine example set by my predecessors. I enjoyed visiting the Oklahoma V.H.F. Club for the first time. The clubs plans for a v.h.f. repeater are encouraging. Olen E. (Gene) Marshall, W5KYW, passed away last month and I want to express my sympathy to his wife and family. K5SEKA has started a RACES net on 2 meters. The new Oklahoma County C.D. Communications Center is very impressive. Traffic: K5TEY 1694, K5MBK 272, K5CBG 75, W5NML 63, K5DLP 57, K0-RWN/5 38, WA5BTQ 33, K5CBA 20, W5MFX 14, W5-WDD 9, W5EHC 4, WA5FVJ 3, WA5QMJ 3.

SOUTHERN TEXAS—SCM, G. D. Jerry Sears, W5AIR—SEC: K5QQG. PAM: W5ZPD. RM: K5ANS. Several Sweepstakes reports were received here with some nice scores. The new EC for Montgomery County is WA5BUV. A new OBS for v.h.f. in the Houston area is WA5BTO, with schedules on 50.4 Mc. Mon. and Thurs. at 2000 CST and Sun, at 0840 CST. EC K5HZR reports the AREC group in San Antonio furnished communications for Boy Scouts Good Turn Day. W5-ABQ reports WA5AQN, K5PEV and W5NNY/WA5IOQ all are going RTTY in addition to c.w. activities. WA5-AUZ made the BPL in Nov. with a traffic total of 594. W5GNW continues to lead South Texas in OO notices. Notice to Old-timers: *The Houston Amateur Radio Club Old Timers Night will be held Feb. 18, 1966.* Vice-Pres. Soupy Groves will be speaker along with other well known OTs. An old spark transmitter will be set up so the Young Squirts can get a look at it. Make your plans now for Old Timers Night. Speaking of old-timers, the following formed the Houston Chapter of the Quarter Century Wireless Association (QCWA) at the first meeting in Nov.: W5DDB, W5HZ, K5JTG, W5AIR, W5EFB, W5FJ, W5CE, W5MMK, W5PB, W5EYC, W5-WR, W5OP, W5CQI, W5LI, W5JT, W5HPB, W5OX, W5ETA, W5VW, W5IGJ, W5GPD, W5KLI, W5KTL, W5AF, W5ESV and W5PLE. Houston ARC has an excellent display of old ham gear in charge of W5ZPD and W5ITA. Southern Texas SEC K5QQG has started an EC call-up on 3940 kc. at 0900 CST the last Sun. in the month. Check in and get acquainted. All amateurs, check your emergency power units, don't let a black-out catch you with your unit out of order. The West Gulf
 (Continued on page 144)



Accredited Member
National Home Study Council
good training doesn't cost
... it pays!

How To Get an



FCC License (Commercial)


An FCC License Or Your Money Back!

Completion of a CIE Licensing Course will prepare you for a First Class Commercial Radio Telephone License with a Radar Endorsement. Should you fail to pass the FCC examination for this license after successfully completing your course, you will receive a full refund of all tuition payments. This warranty is valid for the entire period of your enrollment agreement.

Increase Your Technical Knowledge

Get a government license plus an understanding of such electronic applications as computers... industrial electronics... radar... communications... and many more.

Get All 3 Booklets FREE!




GET THIS HANDY POCKET ELECTRONICS DATA GUIDE

Free . . .

Puts all the commonly used conversion factors, formulas, tables, and color codes at your fingertips. Yours absolutely free if you mail the coupon in 30 days. No further obligation!

TO GET THIS
FREE GIFT

MAIL COUPON Within 30 Days!



Cleveland Institute of Electronics

1776 E. 17th Street • Dept. QT-45, Cleveland, Ohio 44114

Please send Free Career Information Material prepared to help me get ahead in Electronics and a free copy of your "Pocket Electronics Data Guide".

CHECK AREA OF MOST INTEREST—

- | | |
|--|--|
| <input type="checkbox"/> Electronics Technology | <input type="checkbox"/> Electronic Communications |
| <input type="checkbox"/> Broadcast Engineering | <input type="checkbox"/> Industrial Electronics |
| <input type="checkbox"/> First Class FCC License | <input type="checkbox"/> Advanced Engineering |

Your Occupation _____ (Print Clearly)

Name _____ Age _____

Address _____ County _____

City _____ State _____ Zip _____


Cleveland Institute of Electronics

1776 E. 17th Street • Dept. QT-45, Cleveland, Ohio 44114

A NEW MOBILE CONCEPT MOBILTRANS 40

Complete 40W Transmitter and
Receiving Converter in a Single Unit
Including Power Supply!

40/75/160



LOW COST • NEW DESIGN

MOBILTRANS provides the amateur with a low cost mobile installation utilizing the existing car radio for receiving. New design provides exceptionally low battery drain.

- Modulated carrier amplitude controlled by voice.
- Stand-by drain less than 300 ma at 12 volts.
- Contains 9 transistors, 6 diodes, one tube.
- Available for either 40, 75 or 160 meters.
- Accessory coils available for band change.
- Three position crystal selector (FT-243 type).
- Operating wt. 5 lbs. Size: 2 1/4" H, 8" W, 8 1/4" L.
- For 12 volts negative ground ONLY.

\$99.50

For
Detailed
Brochure,
Write or
Wire:

justin, inc.

BOX 135, SAN GABRIEL, CALIFORNIA


100 KC CRYSTAL BARGAIN!

U.S. Navy Surplus. Hermetically sealed standard octal base. Check or money order. No COD's or export orders please. Add 25c for postage and handling.

2.95

ELECTRONICRAFT, INC.

Box 13, Binghamton, N. Y. 13902



Groth

TURN COUNT DIAL

Registers Fractions to 99.9 Turns
FOR roller inductances, INDUC-
TUNERS, fine tuning gear re-
ducers, vacuum and other multiturn
variable condensers. One hole mounting. Handy
locking space. Case: 2 1/2" x 4". Shaft: 1/4" x 3". TC
3 has 2 1/2" dial — 1 1/2" knob. TC 3 has 3" dial —
2 1/2" knob. Black bakelite.
TC 2 \$5.50 — TC 3 \$6.75 — Spinner Handle 75c extra
Add 12c for Parcel Post

R. W. GROTH MFG. CO.

10009 Franklin Ave. Franklin Pk., Illinois

CUBEX

FIBERGLAS QUAD KIT

Based on the famous CUBEX MK
III mechanical design. Kit includes
8 — 13 ft. Fiberglass Arms, 2 Cubex
Quad End Spiders and 1 Cubex Boom-
Mast Coupler.

WE INVITE CRITICAL COMPARISON!

The CUBEX MK III and MK III-FG now available in multi-element mod-
els. Also single, dual and tri-band models. Write for FREE BROCHURE.

COMPLETE
KIT ONLY

\$59.95

F.O.B.

CUBEX COMPANY

P.O. Box 732, Altadena, California

Silent Keys

It is with deep regret that we record the
passing of these amateurs:

- WA1BKP, Harold A. Ridings, Saugus, Mass.
WA1BSY, Joseph H. Lendall, Peabody, Mass.
K1CGW, James R. Walsh, Brockton, Mass.
W1GTY, Ernest L. Markham, Portland, Conn.
K1IKJ, John M. Grasso, Jr., New Britain, Conn.
K1JZT, Harold S. Hendrickson, Bloomfield, Conn.
W1NFQ, Ernest L. Maxey, Foxboro, Mass.
W1QPW, George L. Hadley, Mendon, Mass.
K1VJS, Irving Crocker, Lynn, Mass.
W1YGR, Hoban B. Sanford, Amesbury, Mass.
W2ALA, Nelson G. Stevens, Mount Holly, N. J.
K2BPN, Cyril A. Saxton, Fair Lawn, N. J.
W2BPO, Fred Wylie, Syosset, N. Y.
W2EJI, Harry A. Link, New York, N. Y.
K2ESY, Theodore O. Braun, East Northport, N. Y.
W2IKO, Joseph C. Rile, Springfield, N. J.
WA2PDU, Stuart I. Kaplan, Beacon, N. Y.
W2ZSZ, Gilbert G. Reed, Binghamton, N. Y.
WN3FFL, Bert L. Thornley, Jr., Wheaton, Md.
K3ENF, John R. Paffrath, Ford City, Pa.
W3GOT, Zoltan B. Biro, Bethlehem, Pa.
K3MZN, Robert W. Cassey, Irwin, Pa.
W3NOY, Almon Q. Cotterman, Mountain Top, Pa.
W4BIZ, Jamie C. Duncan, Montgomery, Ala.
K4VRI, Claude H. Dearmin, Jacksonville, Fla.
WA5JGS, John E. Ward, Beaumont, Texas
W5KYW, O. Eugene Marshall, Ponca City, Okla.
K6CSR, John L. Webb, Los Gatos, Calif.
W6DHV, Mae E. Amarantes, San Jose, Calif.
W6ERK, Margaret E. McCauslin, Venice, Calif.
K6GGE, Frank M. O'Neill, Berkeley, Calif.
K6IKB, Herbert J. Eberhardt, Orange, Calif.
K6IS, Walter A. Koerber, Folsom, Calif.
K6MYU, John R. Martin, Santa Ana, Calif.
W6OOZ, Joe G. Hanzal, Burbank, Calif.
K6UAD, Ivan L. Foster, Palos Verdes Estates, Calif.
W6WKI, Earl L. Young, Los Angeles, Calif.
ex-W7FYQ, Donald I. Phinney, Kalispell, Mont.
W7TOR, S. Paul Manross, Florence, Ariz.
K7YES, John M. Brazie, Salem, Oregon
K8AXJ, Willet J. Herrington, Bad Axe, Mich.
W8EON, Chester A. Hayes, Newark, Ohio
W8FBE, William L. Miller, Ionia, Mich.
K8CHK, John P. Reynolds, Lennon, Mich.
K8GTS, Edward S. Mairs, Akron, Ohio
W8KPF, Louis I. Sortman, Dayton, Ohio
W8PL, Frederick D. Gamble, Columbus, Ohio
W8QBI, Vaughan S. Pegley, Birmingham, Mich.
W8STF, William B. Carr, Sylvania, Ohio
K8ZCV, Harold F. Gooding, Toledo, Ohio
W9BMY, Robert E. Montgomery, Du Quoin, Ill.
W9CBZ, Floyd L. Rowland, Oregon, Ill.
W9FNG, Robert H. Wright, Oaklawn, Ill.
W9FVU, William J. Gago, Broadview, Ill.
W9IN, John H. Lewis, Jr., Chicago, Ill.
ex-W9IRI, Joseph R. Berounsky, Dundee, Ill.
W9SME, Irvin L. Sparks, Charleston, Ill.
W9ZQB, Edward F. Madden, Ingleside, Ill.
W0LIX, Jerome C. Hill, Sr., Independence, Kans.
W0NAS, William F. Meckenstock, Sr., Wichita,
Kans.
K0QVW, Roy J. Soutiea, St. Louis, Mo.
W0SLB, Phillips E. Lohr, Churdan, Iowa
W0VZG, Roger H. Boots, Leavenworth, Kans.
K1ZBW, Gene A. West, Anchorage, Alaska
VE3ADA, L. A. Morley, Guelph, Ont.
VE3AYQ, D. C. O'Neill, Dunnville, Ont.
VE3CID, Howard F. Lemon, Scarborough, Ont.
VE3DMK, George E. Boydell, Toronto, Ont.
VE3FAC, Alex McCihee, Toronto, Ont.
VE3FLK, A. W. Kirk, Toronto, Ont.
VE3VY, Joseph A. Levett, Toronto, Ont.
VE4WL, W. P. Laidlaw, Norwood, Man.

Because of the need for accuracy in our "Silent Keys"
listing, please send all notices to the ARRL and include
both name and call of the deceased.

BARRY ELECTRONICS

Lampkin Type 105B Micrometer Frequency Meter: With Measurements Model 111 Crystal Calibrator. For Split-Channel frequency check. Write for price.

Sorenson Nobatron Power Supply: Input: 95-130 VAC @ 50/60 CPS. Output: 28 VDC @ 10 A. Sorenson Model E-28-10. With book. Good condition. In relay rack cabinet. **\$250.00.**

TX-62 Ameco 75 Watt 2 & 6 Meter Xmtr.: Wired. **\$149.95.**

Ameco 2 & 6 Meter Matching VFO for TX-62. Wired. **\$54.95.**

Sommerkamp FR-100B Double Conversion SSB/AM/CW Receiver with two mechanical filters. New. **\$250.00.**

Sommerkamp FL-100B TRANSMITTER. Companion to FR-100B Receiver. 80 through 10 meters 120 watts, PEP. Mechanical filter. Built-in antenna relay. New. **\$325.00.** (Write for brochure on Sommerkamp units FR-100B and FL-100B).

Hammarlund SP-600 Receiver: (540 KCS to 54 MCS). 115/230 VAC @ 60 CPS. Good condition, however, needs some alignment. **\$250.00.**

Silicon Rectifiers: 800 to 900 PIV @ 1.5 Amps; @ 50¢ each; 600 PIV @ 1 Amp @ 32¢ each; 400 PIV @ 400 Ma. @ 22¢ each.

Special 572B tubes in stock @ \$12.50.

Green Glas-Line (Glass Guy Wire) 500 lbs. strength. **\$3.75** per 100 ft.

Superior 6 KW Powerstat: Pri: 115 VAC, 1 Phase. Sec: 0 to 135 VAC @ 45 Amps. (6.3 KVA) Superior #S1025. **\$79.95.**

Superior S1024: Pri: 115 VAC, 1 Phase. Sec: 0 to 135 VAC @ 15 Amps (2 KVA) **\$34.95.**

Hallcrafters — SX-110 Receiver. Like new. **\$115.00.**

RCA WV-77E Voltohmyst: Like new. **\$29.95.**

Dumont 'Scope Xfmr: 115 VAC @ 50 to 400 CPS. 1600 Volts @ 3 Ma. Also, 335 VDC @ 130 Ma. Also, three 6.3 Volt windings. **\$9.50.**

RG-58/U and RG 59/U @ 4¢ per ft.

RG-8/U @ 10¢ ft.; RG8/U Foam @ **12¢ ft.**

RG-63/U @ 5¢ per ft.

50 Ohm Microminiature Co-Ax Cable @ 10¢ per ft.

BC-221 Frequency Meters. Orig. book. Lab certified. Excel. Condition. (125 to 20 Mcs).

AC Power Supply (for BC-221 or LM) @ **\$25.00.**

Hammarlund SX-73 same as SP-600 xcnt. **\$295.00.**

Brush-Clevite Deluxe Headsets, with PL-55 plug. For Communications, etc. Brand new. With "donut" cushions. **\$7.50.**

Hewlett-Packard, Model 623-B. Test set. New **\$950.00.**

Hewlett-Packard, Model 624-B. Test set. New **\$750.00.**

Remember, we have the biggest diversified unused, first-quality TUBE stock in the United States. Best brands, highest quality at sensible prices. All mdse guaranteed (cost of mdse only). Ask for Barry, W2LNI.

COME IN AND BROWSE

Monday through Friday 9 AM to 5:30 PM. (Mon. through Friday Parking 501 Broadway, open lot.)
Sat: 10 AM to 2 PM (Free Parking on Street Sat.)

BARRY ELECTRONICS DEPT. O-2
512 BROADWAY, NEW YORK, N. Y. 10012
WALKER 5-7000 (Area Code 212)

☐ Enclosed is money order or check and my order. Prices FOB, NYC. Shipments over 20 lbs. will be shipped collect for shipping charges. Less than 20 lbs. include sufficient postage. Any overage will be refunded. Fragile tubes shipped via Railway Express. 50¢ service charge for orders under \$5.00.

☐ Send 10¢ for Fall "Greensheet" catalog #17.
☐ Send information.....


Name Title
Company
Address
City State.....

EASY TO LEARN CODE

It is easy and pleasant to learn or increase speed the modern way — with an Instructograph Code Teacher. Excellent for the beginner or advanced student. A quick, practical and dependable method. Available tapes from beginner's alphabet to typical messages on all subjects. Speed range 5 to 40 WPM. Always ready. No QRM. Beats having someone send to you.

ENDORSED BY THOUSANDS!

The Instructograph Code Teacher literally takes the place of an operator-instructor and enables anyone to learn and master code without further assistance. Thousands of successful operators have "acquired the code" with the Instructograph System. Write today for full particulars and convenient rental plans.




INSTRUCTOGRAPH COMPANY

4709 SHERIDAN ROAD, CHICAGO, ILLINOIS 60640
4700 S. Crenshaw Blvd., Los Angeles, Calif. 90043

TRANSTENNA 102A

A PRESELECTION SECOND TO NONE AND A T-R SWITCH BEYOND COMPARISON



Pat. Pndg. U.S.A. & Canada

MODEL 102A

\$69.45 (Add \$7 for Sidetone)
15 DAY TRIAL

Return For Full Refund If
You Burn It Out Or Are
Not **FULLY PLEASED**

- Std. coax coupler • Monitored (xmtr to feedline) switching
- No TVI or • Full Legal Input
- Suck out • Burnout (10-80 mtrs) Proof
- No Effect on • CW Sidetone Transmission (optional)

IMPROVEMENTS
Muting circuit breaks between dots and dashes. Through operating positions for unity gain on all frequencies.

102B \$59.00 (excludes rcvr muting)

FICHTER ELECTRONICS

Write For Free Literature
33 Myrtle Avenue, Cedar Grove, N. J.
(201) 239-6412

**THIS COULD BE THE BEST
DX ANTENNA YOU WILL EVER OWN!**

**U S
FIBERGLASS
SUPER-QUAD
KIT**

**COMPLETE KIT PRICE
CONTENTS**

- 8 FIBERGLASS Arms Special-ly reinforced at butt and element intercept points
- 2 Quad Arm "X" Mounts
- Boom to Mast "T" Mount
- 1 Instruction Manual

\$59.95

WRITE FOR BROCHURE TODAY

U. S. FIBERGLASS CO.
5101 N.W. 36 Ave. MIAMI, FLA. 33142

RADIO TELETYPE EQUIPMENT

Teletype Models 14, 15, 19, 20, FRXD, 28, Kleinschmidt printers. Bochme CW keyers R-390, R-391. Radio Receivers Collins 5LJ-3, 5LJ-4, R-390A. Hammarlund SP-600JX. Telewriter Model L Frequency Shift Converter.

ALLTRONICS - HOWARD CO.

Box 19, Boston, Mass. 02101 Tel. 617-742-6048

**FACTORY AUTHORIZED SERVICE
ON RECEIVERS AND TRANSMITTERS**

REPAIRS, modernization, calibration and alignment by competent engineers using factory standard instruments. Collins, Globe, Hallicrafters, Hammarlund, Harvey-Wells, National Co. Service representative for Hickok and RCA Test Equipment. Factory parts. All work guaranteed. Our thirtieth year.

DOUGLAS INSTRUMENT LABORATORY

176 Norfolk Avenue Boston 19, Mass.

**MARIN
AMATEUR RADIO
SUPPLY**

**COMPLETE STOCK ALL BRANDS
BUY & SELL USED**

70 Woodland Avenue
San Rafael, California 94901

Improving Your Receiver

(Continued from page 25)

discussed. How can I check my present receiver's performance? What improvements can be obtained with these frame-grid tubes? The first question was answered in the introduction to this article.

The noise figure which can be expected with the 6EHF at 30 Mc. is approximately 5 db. The improved HQ-120X was able to copy a c.w. 0.03-microvolt signal from a 50-ohm calibrated signal generator at 30 Mc. before the dual conversion was installed. This 0.03- μ v. level was where the c.w. signal dropped into the noise. The narrow-band crystal filter was in use during the c.w. test. An a.m. signal, modulated 40 percent with 400 c.p.s., dropped into the noise at 0.06 microvolts without a crystal filter. The S-meter circuit in the receiver was rebuilt and calibrated for use at 15 Mc. with the 2-meter converter. Table II shows the a.m. test-signal levels present at the antenna jack of the HQ-120X from a 50-ohm generator operating at 15 Mc., which produced the various S-meter readings. These measurements were obtained before the dual conversion was installed.

Table II — S-Meter Readings at 15 Mc.

| S-Unit | Input μ v. 50-Ohm Source |
|--------|---------------------------------|
| 9 | 50 |
| 8 | 25 |
| 7 | 10 |
| 6 | 3.5 |
| 5 | 1.2 |
| 4 | 0.5 |
| 3 | 0.2 |
| 2 | 0.1 |
| 1.5 | 0.05 |
| 1 | noise |

The Eddystone 888A ham-band receiver, modified by the author, was checked with the calibrated signal generator on c.w. at 29.5 Mc. The signal dropped into the noise at 0.01 microvolts. The Eddystone has dual conversion, a 1-ke. i.f. bandwidth and an 80-c.p.s. audio filter for use on c.w.

The author will be glad to answer general questions accompanied by a self-addressed stamped envelope, but specific requests to redesign particular receivers will have to be declined. QST

The Post Office Department promises faster mail service with the new Zip codes. Use yours when you write League Headquarters. Use ours, too. It's 06111.




NEW!

THE IMPROVED NIKEY
New with ball bearing pivots. The only key especially designed for use with all type of Electronic Keyers. Independent Dot-and-Dash Levers make your fist sound "Truly Automatic." Standard Model \$17.95, Deluxe Model \$19.95. Check or Money Order.

THE PRODUCTIVE TOOL & MFG. CO., INC.
9 Market Street Stamford, Conn. 06902

ECHOPLEX



Model EP-63-JR-1

Kahn Research Laboratories' patented ECHOPLEX, EP-63-JR-1, provides commercial operators and advanced amateurs with one of the major communications system improvements of recent years.

- Signal-to-noise gain of 5-to-1 makes a 1 kw SSB transmitter produce the same signal/noise as a 5 kw SSB transmitter.
- Reduces the effects of fading by transmitting same information three times (time diversity).
- Allows you to identify your signal from non-echoplex signals thus easier to read through QRM.
- Can be used with existing amateur or commercial SSB or AM transmitters and receivers.


\$399.60 TERMS THROUGH

GENERAL ELECTRIC CREDIT CORP.



For Further Information Write Dept. Q-26

81 SO. BERGEN PL., FREEPORT, L.I.
(516) FR 9-8800



FREE! HOW TO IMPROVE YOUR TWO-WAY RADIO!

The right communications microphone may *double* the talk power of even the finest transmitters! Learn how unwanted noise can be eliminated—reliability improved—intelligibility increased by proper microphone selection.

Write for our helpful free booklet today!

ELECTRO-VOICE, INC., Dept. 262Q
631 Cecil Street
Buchanan, Michigan 49107

Please send the free E-V booklet on choosing communications microphones. I am interested in the following areas of two-way radio: Amateur Aviation CB Business.

NAME _____

COMPANY _____

ADDRESS _____

CITY _____ STATE _____

432-Mc. Kilowatt Amplifier

(Continued from page 14)

should be regulated. The higher screen voltage is also desirable if the amplifier is to be operated on c.w. or f.m. with lower than optimum grid drive.

For full amplifier efficiency the driver output should be about 50 watts, but good operation under all conditions except plate-modulated Class C is possible with far less drive. At W1QWJ the amplifier is run at 1 kilowatt input on c.w., when conditions make the highest allowable power desirable. The output is in excess of 550 watts, and the amplifier operates stably without drifting of output or operating conditions.

If the driver power available is below that for maximum Class C efficiency, adjust the bias so that no-drive plate current is well below the rated plate dissipation for the tubes. Then apply whatever drive is obtainable, and adjust the screen voltage for maximum efficiency. Output up to within a few percent of the maximum obtainable will be possible with far below the rated grid drive, on f.m., c.w. or s.s.b. Operation as an a.m. linear may also be attractive, if one is satisfied with something less than the maximum obtainable output. The varactor multiplier is often a good solution to the driver problem in such circumstances. — W1HDQ QST


(Continued from page 138)

Emergency Net checks in stations on emergency power the first Sun. of each month for extra credit. Traffic: WA5AUZ 594, K5HZR 174, W5AC 130, W5ZPD 51, W5ABQ 33, W5AIR 27, K5LYO 22, K5HXR 13, K5-MWC 8.

CANADIAN DIVISION

ALBERTA—SCM, Harry Harrold, VE6TG—SEC: VE6FK. PAMs: APN—VE6ADS, Inter-Provincial S.S.B. Net—VE6FK, Asst.—VE6ALQ. ECs: VE6SA, VE6SS, VE6AFJ, VE6HB, VE6ALL, VE6XO. ORS: VE6BR. OPSS: VE6CA, VE6PV, VE6HM, VE6SS, VE6BA, VE6ADS. OOS: VE6HM, VE6NX, VE6TY. OBSs: VE6HM, VE6AKV. OESS: VE6DB, VE6AKV, VE6ADS and VE6FK report that both nets have changed time to 1800 MST to beat the blackouts. All ECs are urged not to forget their annual reports. VE6TY took part in the Oct. CD Party. The CARA has a new class of 10; Vulcan has a class of 7. We have been told that VE6CA and VE6BC are moving to Edmonton. It is about time that we heard from the OESSs. We understand that some of the Edmonton gang has started a DX club and has no time for local contacts. VE6AN is sporting a new rig and having his troubles. VE6ALL is trying to work all the bands with not much luck. VE6AAX is having good luck with his sons in Edmonton and Ottawa, the latter with RCMP, ex-VE6AHQ. Traffic: VE6HAI 95, VE6FK 77, VE6XC 34, VE6ALQ 14, VE6TG 11, VE6TY 7, VE6BR 6, VE6ADS 4, VE6HS 1.

BRITISH COLUMBIA—SCM, H. E. Savage, VE7FB—November was the poorest month in years as to band conditions on 3755 kc. The BCARPSC Net has been an almost complete washout. VE7BJQ has the little vehicle well loaded for 75 and 2 meters and is trying hard for his Class A ticket. VE7SH and VE7FB have rebuilt the hamshack. WE7AC is now winterized. VE7BOS is look-



Ceramic Coil Forms In Stock/In Depth

Ceramic coil forms in .205", .260", .375" and .500" diameters are now stocked in depth for applications in frequency ranges between 50 kc and 300 mc. Bushing mounted forms with fiberglass collars for high "Q"/low loss applications are available in 2-terminal and 4-terminal configurations.



J. W. MILLER CO.

5917 So. Main St. Los Angeles, Calif. 90003
NOW GET FACTORY PRICES IN QUANTITIES
TO 750 FROM YOUR LOCAL DISTRIBUTOR

FREE GIANT NEW CATALOG

100's OF BARGAINS NOT IN ANY OTHER CATALOGS

TOP VALUES IN 6 HAND TOOLS

SAVE ON CAMERAS! FILM & PHOTO EQUIPMENT

TUBES, PARTS ETC. AT LOWEST PRICES

EVERYTHING IN HI-FI AND STEREO

SAVE UP TO 50% ON CHOICE KITS

100's OF BIG PAGES CRAMMED WITH SAVINGS

BURSTEIN-APPLEBEE CO.

Dept. QT, 1012 McGee, Kansas City, Mo. 64106

Rush me FREE 1966 B-A Catalog.

Name

Address

City State

Please be sure to show your Zip No.

SEND FOR IT TODAY


FREE

SURPLUS WANTED

We'll pay you the absolutely Highest Prices for almost any piece of equipment in any condition. We'll trade also. We'll pay in 24 hours too. Just send list, or telephone collect for quick quote. Particularly interested in all AM/GRC, PRC, ARC, ARM, UFM, USM, APR, APN, URM, RT-66-70, T-195, R-392, etc.

SPACE ELECTRONICS, 4178 Park Ave., Bronx, N.Y. 10457
(212) CY 9-0300

SURPLUS WANTED



"Beamed-Power" ANTENNAS, "BALUNS" I. V. KITS and ROTATOR SYSTEMS!

Most Technically-Perfected, Finest Communication Arrays in the World! Precision-Tuned-Matched and "Balun" Fed for "Balanced-Pattern" to assure "TOP-MAN-ON-THE-FREQUENCY" Results!

You, too—can enjoy World renown TELREX performance and value! Send for PL66 tech data and pricing Catalog, describing the World's most popular communication antennas, rotator-selsyn-indicator systems and accessories! Expanded data sheets, including your favorite band, also available.

— with a MATERIAL DIFFERENCE!

Use, is one of the most dependable testimonials of endorsement, and Telrex products are in use in 135 Lands

ANTENNAS

SINCE 1921

COMMUNICATION SYSTEMS
telrex LABORATORIES

ASBURY PARK, NEW JERSEY 07712, U. S. A.



With the Model CTL, combination twin lever and straight key, you can make full use of your electronic keyer. You and your visitors can have a choice of automatic, semi-automatic, or straight key, even a side-swiper if you connect a S.P.D.T. switch in the dot circuit. Price F.O.B. St. Louis.

Free Descriptive Folder

MODEL CTL, \$18.95

BROWN BROS. MACH. CO.

5370 Southwest Ave., St. Louis, Mo. 63139

BE SMART—BUY AND SAVE ON THE PLAN THAT FITS YOUR POCKETBOOK

Plan 1—Best terms—no finance charges—no trades!

Plan 2—Best Cash Price—No Trades!

"Don't Delay—Write Today!"


Drake-Hallicrafters-Hammarlund-Johnson

National-SBE-Swan, etc.

WILLARD S. WILSON, INC.

405 Delaware Ave., Wilmington, Delaware 19801
Est. 1920 Willard-W3DQ Tel. 302-654-5344

Turn your hobby into a career RCA will train you at home in Communications Electronics



Now your experience as a radio "ham" can help you build a profitable career in communications electronics! With RCA Institutes you learn at home in your spare time. In addition to preparing you for an FCC license of the proper class, you get the advanced technical training needed to service and maintain 2-way radio communications plus the technical foundation for space and aviation communications.

With RCA Institutes' liberal Voluntary Tuition Plan you pay for lessons only if you order them . . . one study group at a time! If you drop out at any time, for any reason, you do not owe RCA one penny! No other obligations! Licensed by the New York State Education Department. Approved for Veterans.

Other courses available for home study: Electronic Fundamentals • Television Servicing • Color Television • Automation Electronics • Computer Programming • Transistors

SEND FOR FREE HOME STUDY CATALOG TODAY!

RESIDENT SCHOOL COURSES IN

New York City offer comprehensive training in Television and Electronics. Day and Evening classes. Free Placement Service. Catalog free on request.



RCA INSTITUTES, INC.

A Service of Radio Corporation of America
350 W. 4th St., New York, N. Y. 10014



The Most Trusted Name
in Electronics

RCA INSTITUTES, INC. Home Study School, Dept. BA-26

A Service of Radio Corporation of America

350 West Fourth Street, New York, N. Y. 10014


Without obligation, rush me the FREE 64-page illustrated booklet "Your Career in Electronics" describing your electronic home study training program. No salesman will call.

NameAge.....

Address

CityState.....Zip.....

IDEA BOOK



7 HIS LATEST VOLUME in the Hints and Kinks series is packed with practical ideas. You'll find it a mighty valuable book around your shack and workshop. Like all other ARRL publications, Hints and Kinks contains complete, clearly written information illustrated with plenty of photos and drawings. It deserves a place in every ham shack!

\$1.00

U.S.A.

\$1.25 Elsewhere

THE AMERICAN RADIO RELAY LEAGUE

NEWINGTON, CONN. 06111

ing for an on-the-air game of chess. The East Kootenay ARC is twenty members strong and has a good code and theory class going. VE7ASY is the official recorder for BCEN and it's sure nice to receive the monthly reports again. VE7AAJ has a 40-ft. pole up and on top a "Gotham" vertical shorting relay for the coil and the coax is buried in the ground for neatness. VE7AMW mentioned his telephone number on the air and cued up into a tape recorder as interference. Burnaby ARC's officer are VE7FO, pres.; VE7BMC, vice-pres.; VE7BGA, secy.-treas. VE7ASY has added a linear behind his DX-60. This has increased the number who can hear him, but the QUN from his generator outdoes his QRP. Chilliwaik ARC's 2-meter mobiles are VE7AHN, VE7RS and VE7BBV and base stations are VE7AHN, VE7RS and VE7BBV. They can work most of the Valley. VE7BIW is busy telephone relaying messages from VE8-Land. VE7AHN is building an ARRL s.s.c.b. rig. Traffic: (Nov.) VE7BIII 91, VE7BQB 78, VE7BJA 26, VE7BLO 22, VE7AKY 12, VE7AC 11, VE7AMW 4, VE7BHW 4, (Oct.) VE7BDJ 373.

MANITOBA—SCM. John Thomas Stacey, VE4JT—Congratulations to VE4EF, at Margaret, on his appointment as OPS. The slow-speed c.w. net, MTNS, has ceased operation because of lack of support. Its manager, VE4EI, says it may be reactivated if enough interest is shown. VE4UM is on RTTY with a Model 19. VE4DQ and VE4XN are sporting new SWAN-350s. We regret to report the passing of VE4SR. Stu was well known in the fraternity and will be missed. MTN has completed its first year of operation and is now one of the most consistently represented sections at regional level. VE4RE reports some nice contacts on 6 meters. VE4HI has a group under instruction in code and theory and hopes to put Bossevain on the ham map. VE4IH also has a class going at the Tech-Voc, in Winnipeg. Our PAM, VE4JQ, reports 42 stations now part of the Evening Phone Net. VE4QZ is sporting a new rotor and has jacked the beam up to 40 feet. The MAARC is undertaking a newsletter for all hams in the section and hopes to have the first issue out shortly. New officers of the Brandon ARC are VE4DQ, pres.; VE4XN, vice-pres.; VE4KN, treas.; VE4EJ, secy. Traffic: VE4JT 154, VE4QX 101, VE4LG 90, VE4EI 45, VE4NE 39, VE4SC 20, VE4QD 18, VE4UM 11.

MARITIME—SCM. D. E. Weeks, VE1WB—Asst. SCMs: A. E. W. Street, VE1EK, and R. P. Thorne, VO1EI. SEC: VE1HJ. New appointments include VO1DZ as Emergency Coordinator, Gander, Newfoundland. Depest sympathy is extended to friends and relatives of VE1ALN, who has joined the ranks of Silent Keys. Newly-elected officers of the Halifax Club are VE1AL, pres.; VE1AIH and VE1ADI, vice-pres.; VE1AAC, treas.; VE1AFN, secy. VO1EI reports that the annual SONRA Fall Dance was highly successful and that VO1AW was presented with the coveted VO1BU Memorial Award at this event. WA2SDF/VO1 and XYL WB2ICQ/VO1 have been transferred from Newfoundland. Clubs are reminded that their bulletins provide a vital source of information for this column. Unfortunately, *not a one* has been received this month. Perhaps all editors are on strike! A reminder also that traffic totals are not being received. As a result, the section gets little credit for the large amount of traffic handled. Send a note or message to this office if you do not know how to make up a traffic report. Traffic: VE1HE 29, VE1WB 20, VE1DB 18, VO2AW 15, VE1ABS 6, VE1OM 2.

ONTARIO—SCM. Richard W. Roberts, VE3NG—The Scarboro ARC elected VE3HR, pres.; VE3BBC, vice-pres.; VE3FOE, secy.; VE3FCE, treas. The mailing QTH still is 27 Whitefriars Dr., Don Mills. VE3EAM earned a very fine letter of commendation from across the border. The Wisconsin Net "WIN" was having QRM and QRN troubles when Bert took over as NCS. W9KQB, ex-SCM for that area, reports that VE3EAM did a stellar job. Ottawa ARC elected VE3CDG, pres.; VE3BYT, vice-pres.; VE3EWE, treas.; VE3FZY, secy. My thanks to K1CLM, who very kindly



Before you buy or trade, wire, write, call or drop in to see WARD, W2FEU

Be Sure to Write for Our Latest Used List

ADIRONDACK RADIO SUPPLY
185-191 W. Main, Amsterdam, N.Y. 12011
Phone: 518-842-8350

Ward J. Hinkle, Owner

NOW

EXCLUSIVE 66 FOOT **MOR-GAIN** 75 THRU 10 METER DIPOLE
NO TRAPS — NO COILS — NO STUBS — NO CAPACITORS
Fully Air Tested — Thousands Already in Use

NEW BEAM



40% Copper Clad wire—Under three lbs. Air Weight—Rated for full legal power—AM/CW or SB—Coaxial or Balanced 50-75 ohm feed—VSWR under 1.5 to 1 at most heights—Rust resistant hardware—Drop-proof insulators. Completely assembled, ready to put up. Model 75/40 Amateur Net \$25.00. Terrific Performance—No coils or traps to break down or change under weather conditions—Fully Guaranteed. MODEL SB20 "SHORTY" 10 & 20 METER TRAP BEAM—\$53.95

NEW SUPER HEAVY DUTY DIPOLES 66' LONG. RATED 4KW PEP-2000 POUND BREAKING STRENGTH—DELTRIN CENTER & CERAMIC END INSULATORS—OUT PERFORM FULL SIZE DIPOLES;
75/40 SHD \$30.00; 75-20 SHD \$35.00; 75-10 SHD \$42.00

MODEL 40/20.....\$17.00 • 36 FEET LONG
MODEL 80/40CW.....\$27.00 • 69 FEET LONG
MODEL 75-10.....\$35.00 • 66 FEET LONG

ORDER DIRECT OR WRITE FOR FULL INFORMATION

MOR-GAIN

P.O. Box 6006
Alexandria, Virginia 22306

OR THRU YOUR FAVORITE DISTRIBUTOR

Phone: 703-768-7766; Nights and Holidays 703-780-2171

TV CAMERA

We have the lowest prices and complete stock of all components for making your own from TV or closed circuit TV camera plus exclusive VANGUARD printed circuits and incredibly low prices on P.L.9 lens with focusing mounts. Complete ready-to-operate cameras also available at the lowest prices you'll ever find. For more information, price list, and photos, send 10c coin or stamp.

VANGUARD ELECTRONIC LABS
196-23 Jamaica Ave.

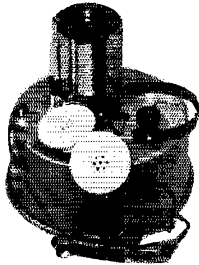
Dept. S-2
Hollics, N. Y. 11423

CODE

THE WAY YOU LIKE IT.

For many years TELEPLEX METH-OD has been used exclusively by schools training professional operators. It is now available to any one wishing to learn Code or advance his present ability. You will be amazed to see just how easy and simple it is to thoroughly master the Code. This professional type equipment has too many exclusive features to be explained here. Write today for full details and short history of telegraphy. It is free. It can save you months of frustration and dismal failure.

TELEPLEX CO. 739 Kazmir Court Modesto, Calif.



HOW MANY HANDY DANDYS DO YOU NEED?

Handy Dandys are sturdy, plastic caps that snap into 1/8" pegboard and securely hold quarter-twist glass jars such as those used for baby food. If you are up to your neck in saved baby food jars (or you know someone who is), put those jars to work. With Handy Dandys you can make your workshop neat and clean. Perfect for storing nuts, bolts, cotter pins, washers, screws, fuses, small tools and other important items needed around the house and shop. Handy Dandys positively keep contents dustproof. Just what you've been looking for. Put a pegboard on the back of a door for mama with Handy Dandys for buttons, pins, rubber bands, clips, stamps, etc. Have the things you need at your fingertips—inexpensively—with Handy Dandys. Sample order 12 for \$1.00; 3 dozen for \$2.50; 6 dozen for \$4.00; 500 for \$25.00. Shipped USA postage prepaid. Include payment with order—no C.O.D.'s. Order enough, you'll want more when you start using Handy Dandys. Available from manufacturer only.



WICKLIFFE INDUSTRIES, INC. Dept. BB
Wickliffe, Ohio 44092

Hams - \$500 per month?

Get into booming two-way radio maintenance!

Conservative extra income from citizens band and business radio maintenance!

Free booklet tells you how—see coupon below!

105-B MICROMETER FREQUENCY METER

Measures nearby transmitters, continuous coverage 100 KC to 175 MC and up. Internal calibrator. Only 8 lbs. \$295.00



205-A FM MODULATION METER

Tunable 25 to 500 MC any channel. Direct reading. Light weight. Measures peak swing 0-12.5 and 25 KC. \$290.00 Quad-Scale model \$340.00



PPM METER — inexpensive accessory for the 105-B for 0.0001% accuracy on split-channels.

LAMPKIN

dependable low cost equipment used by thousands of engineers.


LAMPKIN LABORATORIES, INC. MFG Division, Bradenton, Fla. 33505

At no obligation to me, please send me free booklet "HOW TO MAKE MONEY in MOBILE-RADIO MAINTENANCE"—and data on Lampkin meters.

Name _____
Address _____
City _____ State _____ Zip _____

LAMPKIN LABORATORIES, INC. BRADENTON FLORIDA

Handbook Companion . . .



A concise, clearly written text for use with the Radio Amateur's Handbook, *A Course in Radio Fundamentals* is ideal for the beginner but just as useful for the more advanced amateur who wants to brush up on his radio knowledge. For radio theory classes it is one of the most practical books available.

Complete with study assignments, experiments and examination questions based on the Radio Amateur's Handbook.

"You get more fun out of a radio if you know how and why it works."

\$1.00 POSTPAID

U.S.A.

\$1.25 Elsewhere


The American Radio Relay League

Newington, Connecticut 06111

took my traffic from Kennebunkport, Maine, for Ontario while on my vacation last summer. VE3BWM is pres. of the RCAF Clinton ARC. The mailing QTH is c/o RCAF Clinton (VE3CRW). The club will exchange bulletins. I am informed that the Peel ARC is now in operation from the EMO Hq., at Queen St., Brampton. VE3AZA is pres. and VE3PIX is vice-pres. VE3BOF of Don Mills, is now a Class AA operator. The Skywide ARC is getting into high gear for the Sportsman Show next March in Toronto. The Niagara ARC is in session for the 1966 Ontario Division Convention in Niagara Falls Sept. 1966. Plans are in the making already. From a lot of reports from my OOs and what I have heard on the air, (we) amateurs in Ontario could use a code of ethics. The ARRL six points is a sound basis. *Read it.* Your comments on the air would make very good topics. VE3CJ was a visitor to the Windsor ARC. The Belleville ARC recently held elections. The Seaway ARC, whose QTH is 213 Pescod Ave., Cornwall, puts out an excellent bulletin. Thanks, VE3DJK. Traffic: (Nov.) VE3BII 163, VE3NG 144, VE3AWE 115, VE3DPO 111, VE3CYR 110, VE3DRF 92, VE3DMU 87, VE3FJB 80, VE3BZB 73, VE3CFR 53, VE3NO 46, VE3TT 41, VE3BUR 39, VE3BTV 36, VE3VW 29, VE3BLZ 26, VE3EAM 26, VE3HW 24, VE3EBC 20, VE3ETM 18, VE3CFI 17, VE3CQN 14, VE3BWM 13, VE3AUU 7, VE3AKQ 6, VE3VD 6. (Oct.) VE3AKQ 24.

QUEBEC—SCM, C. W. Skarstedt, VE2DR—Asst. SCM: Claude Duberger, VE2ALH. The 2-meter repeater station VE2MT (Mountain Top), located at a high level on Mount Royal, is now operating efficiently and successful tests have been made as far as Sherbrooke. Stations transmitting on 146.5 Mc. using the repeater are reminded to follow the DCF regulations, i.e., you must indicate VE2MT and your own call. This must be repeated on each transmission. VE2BYU (ex-VE1XA and VE8APH) now is located in Pte Claire. Both VE2BR and his XYL escaped with mendable fractures after a nasty car accident. VE2AP and VE2ALE are new ECs. The 2-meter gang met twice during the fall at St. Anne de Bellevue at the Armoury. VE2ALE operated regimental station VE2BAR which, needless to say, indicated a pleasant and liquid evening. As our province was not affected during the power blackout VE2s KM, AAU, FY, AYD, CP, AFM, ABV and BMS were able to render good assistance. It took 58 trailer loads when VE2AGK moved his mobile equipment from Morin Heights to Montreal. VE2QQ is building a 23-ft. craft for next summer's cruising. From St. Maurice Valley: Welcome to VE2AJN, who is well fixed and ready for traffic-handling. VE2AGI has been appointed Communications Officer. VE2ANK and VE2AJD are working much DX and VE2EC completes another full year of 100% reporting. Traffic: VE2DR 140, VE2BMS 130, VE2OJ 87, VE2BVY 52, VE2EC 25, VE2CP 21, VE2BRT 18, VE2WM 18, VE2BRD 11, VE2BG 9, VE2AE 7.

SASKATCHEWAN—SCM, Mel Mills, VE5QC—One of the things about radio amateurs that one discovers after becoming an amateur is the unadvertised fact that it is a true fraternity in the literal meaning of the word. I personally have discovered this in many visits away from my home call area, also in the many real close friendships that one strikes up all over this old globe of ours. This points out the fact that many of the troubles of our world could really be cleared up by true, close communications amongst all people. The story that brought up this fact is of a long-time air acquaintance of VE5GO. On David's 84th birthday he had surprise eyeball congratulations from his old air friend, K6BNU. This must have really warmed the heart of Canada's oldest active ham. K6BNU, thanks for a real warm feeling you left around these parts. Sorry to hear of the passing of VE5DN, and also the passing of a prospective ham, Vic Person. The Saskatoon Amateur Radio Club will hold its Annual Christmas Communications Ball Feb. 12. Start making plans now for the hamfest in Regina the July 1st week end. SARL memberships and car plate requests are almost due. Send them in now. Traffic: VE5HP 107, VE5LAI 62, VE5OB 45, VE5BO 38, VE5LG 8, VE5HQ 4, VE5PZ 3, VE5GX 2, VE5IR 2, VE5MS 1.



TUNAVERTERS!!

160 to 6 Meters for HF & VHF AM-SSB-CW-FM Marine, SW, and Police!
For all auto & home radios!
Transistor & 6-1 tuning!
\$19.95-\$34.50

Write: HERBERT SALCH & CO. • Woodsboro, Texas 78393.

VHF HAMS! PRICES CUT ON ALL "J BEAM" ANTENNAS!

Punch a real hole in the 432 m.c.! You can easily afford it at new low prices on all models of famous "J Beams". With bigger volume and manufacturing savings we've cut prices up to 20%! Same high quality. Get LITERATURE ON FULL "J BEAM" LINE NOW!



Announcing
PROGRESSIVE
LINE
6 METER
BEAMS

Add on to basic Four Element Beam anytime... up to 6, 8 or 10 elements. Patented inverse balun makes perfect 52 ohm match for any addition!
All beams have 1 1/2" boom. 50Y6, 50Y8 and 50Y10 have additional 2" boom. Easy stacking harness available. Waterproof housings, inverse baluns for maximum efficiency.

| Model No. | No. of elements | No. of Booms | Length inches | Amateur Net |
|-----------|-----------------|--------------|---------------|-------------|
| 50Y4 | 4 | 1 | 128 | \$33.50 |
| 50Y6 | 6 | 2 | 212 | 59.50 |
| 50Y8 | 8 | 2 | 296 | 79.50 |
| 50Y10 | 10 | 2 | 380 | 119.95 |

ADD ON ELEMENTS

| | |
|-----------------------------|---------|
| 50A06 converts 4 to 6 ele. | \$26.00 |
| 50A08 converts 4 to 8 ele. | 46.00 |
| 50A10 converts 4 to 10 ele. | 86.45 |

Conversion from 6 to 8 ele. etc. available

EASILY STACKED
HARNES AVAILABLE


Order from Gain, Inc. or see your favorite distributor

GAIN, INC.

Dept. Q-2 — Phone 312-568-1973
27 E. 112th Place, Chicago, Illinois 60628

Faster CW-
BETTER READABILITY

Preferred by better operators



\$79.50 10-day money back guarantee. Budget payments
AUTRONIC — the finest, 10 matched transistors, 10 diodes. Rugged, no relays, tubes, heat. More energy & punch in CW signal. Minimizes keying clicks. Approved for FCC exams. Perfect self-completing dots, dashes, spaces. Smooths erratic fast. Speaker & phone-jack for monitor or practice. 8 to 60 wpm, semi- or fully-automatic. Use in any position, compact, lightweight. Unaffected by vibration or gravity. Also try the companion AUTRONIC KEY — \$19.95. Free brochure.

ELECTROPHYSICS CORP. Since 1929
898 W. 18th St., Costa Mesa, California



Can give you personal service on helping you select better gear per dollar for your operating pleasure. Over 30 years' experience. Big trades, easy terms. Used bargains.
VAN SICKLE RADIO SUPPLY CO.
Gene Van Sickle, W9KJF, Owner
4131 N. Keystone Ave.
On the northeast side of Indianapolis 5, Indiana

SSB CRYSTAL FILTERS HIGH QUALITY AT LOW COST

3.0mc center frequency, 2.8kcbw at 3db, 7.8kcbw at 50db, insertion loss of 1db, 3900 ohms terminations, hermetically sealed package 1 9/16L x 1 3/8W x 1 3/4H. \$17.50
Close tolerance carrier crystals in HC-6/u holders—\$3.00 each.

Write for graph and specs.

CC ELECTRONICS

12017 W. 92 ST.

Lenexa, Kansas

WHY SETTLE FOR LESS AT TWICE THE PRICE?

Buy QSL's WHOLESALE!

Before you buy QSL cards from anyone... Write for FREE 1966 CATALOG & SAMPLES. Top Quality, Fast Delivery & Low Wholesale Prices.

HAM Wholesale Card Club
Box 461
Lexington, N. C. 27292

Name _____
Address _____
City _____ State _____ Zip _____

CONVERTER SALE

New series 300 with 3 VHF-VHF transistors, crystal-controlled oscillator, tuned I.F. stage and low noise mixer. One microvolt sensitivity. More than 30 high quality parts carefully assembled and tested. Measures only 3 1/2" x 2 1/4" x 3 1/2". Operates at 12 volts DC 4-5 ma. Available in the following models:

| | Model | Input mc. | Output mc. | Price |
|-------------------|--------|--|---|--------------|
| 2M | 300-D | 144-148 | 50-54 | \$12.95 ppd. |
| | 300-E | 144-145 | 6-1.6 | \$12.95 ppd. |
| | 300-F | 144-146 | 28-30 | \$12.95 ppd. |
| | 300-Q | 144-148 | 14 18 | \$12.95 ppd. |
| | 300-B | 50-51 | 6-1.6 | \$12.95 ppd. |
| 6M | 300-C | 50-54 | 14-18 | \$12.95 ppd. |
| | 300-J | 50-52 | 28-30 | \$12.95 ppd. |
| | 20M | 300-G | 14.0-14.35 | 1.0-1.35 |
| CB | 300-A | 26.965-27.255 | 1.0-1.29 | \$11.95 ppd. |
| WWV | 300-H | 5.0 | 1.0 | \$11.95 ppd. |
| Int'l. | 300-I | 9.0-10.0 | 6-1.6 | \$11.95 ppd. |
| CHU | 300-K | 7.3 | 1.0 | \$11.95 ppd. |
| CHU | 300-L | 3.35 | 1.0 | \$11.95 ppd. |
| Marine | 300-M | 2-3 | 6-1.6 | \$11.95 ppd. |
| Aircraft | 300-N4 | 121-122 | 6-1.6 | \$13.95 ppd. |
| | 300-N5 | 122-123 | 6-1.6 | \$13.95 ppd. |
| Fire, Police etc. | 300-P | 155-156 | 6-1.6 | \$13.95 ppd. |
| Custom Made | 300-X | Choice of 1 input freq. 4-6 weeks delivery on custom-made converters | and 1 output freq. between .5 mc. and 160 mc. | \$14.95 ppd. |

All above converters are supplied with Motorola type connectors. For two 80-239 connectors instead, add 75¢

For prompt shipment of stock models include postal money order or cashier's check. Special models shipped within six weeks. Personal checks must clear before shipment. For U.S.A. include 20% deposit. New York City Residents add 5% sales tax. New York State residents add 2% sales tax.

VANGUARD ELECTRONIC LABS Dept. S-2
196-23 Jamaica Ave. Hollis, N. Y. 11423

LEARN CODE

the right way with
Code Sound Language!



"The specialized language of sound" brings you a complete study of the International Morse Code. Satisfied users say—"Complete in every detail!"—"Easy to learn!"—"CSL is the best!"—"Increase YOUR receiving speed, master the code now!

CSL NR 1 & NR 2 (1 tape) for the prospective Novice, Technician, General or Amateur Extra First. 3 to 25 wpm.

CSL NR 3 & NR 4 (1 tape) for the advanced operator with a sincere desire to copy code sounds at rapid speeds. How to copy behind, etc. 25 to 55 wpm. Both tapes, plenty of copy—plain and scrambled, numerals and punctuation.

Magnetic tape, 7" reel, dual track, 2 hours. Immediate delivery. Send check or money order. (Specify which tape.) \$6.95 each.

Both tapes on one order, only \$13.50.

SOUND HISTORY RECORDING Box 16015, Washington, D. C. 20023

RADIO & RADAR TECHNICIANS

FCC Telegraph License with radar endorsement required. Marine experience desired. Permanent Positions—East, West Coasts and Gulf areas.


ITT MACKAY MARINE
133 Terminal Ave., Clark, New Jersey
An Equal Opportunity Employer

A.R.R.L. QSL BUREAU

The function of the ARRL QSL Bureau system is to facilitate delivery to amateurs in the United States, its possessions and Canada of those QSL cards which arrive from amateur stations in other parts of the world. All you have to do is send your QSL manager (see list below) a stamped self-addressed envelope about 4 1/4 by 9 1/2 inches in size, with your name and address in the usual place on the front of the envelope and your call printed in capital letters in the upper left-hand corner. Charges are shown in heavy type.

- W1, K1, WA1 — Providence Radio Assn., WIOP, Box 2903, Providence, R. I. 02908.
- W2, K2, WA2, WB2 — North Jersey DX Assn., P.O. Box 303, Bradley Beach, N. J. 07720.
- W3, K3, WA3 — Jesse Bierberman, W3KT, P.O. Box 201, Chalfont, Pa. 18914.
- W4, K4, WA4, WB4 — F.A.R.C. — W4AM, P.O. Box 13, Chattanooga, Tennessee 37401.
- W5, K5, WA5 — H. L. Parrish Jr., W5PSB, P.O. Box 9915, El Paso, Texas 79989.
- W6, K6, WA6, WB6 — San Diego DX Club, Box 6029, San Diego, Calif. 92105.
- W7, K7, WA7 — Willamette Valley DX Club, Inc., P.O. Box 555, Portland, Oregon 97207.
- W8, K8, WA8 — Paul R. Hubbard, WA8CXY, 921 Market St., Zanesville, Ohio 43701
- W9, K9, WA9 — Ray P. Birren, W9MSG, Box 510, Elmhurst, Illinois 60126.
- W0, K0, WA0 — Alva A. Smith, W0DMA, 238 East Main St., Caledonia, Minn. 55921.
- VE1 — L. J. Feder, VE1FQ, P.O. Box 663, Halifax, N. S.
- VE2 — John Ravenscroft, VE2NV, 135 Thorncrest Ave., Dorval, Quebec.
- VE3 — R. H. Buckley, VE3UW, 20 Almont Road, Downsview, Ont.
- VE4 — D. E. McVittie, VE4OX, 647 Academy Road, Winnipeg 9, Manitoba.
- VE5 — Fred Ward, VE5OP, 899 Connaught Ave., Moose Jaw, Sask.
- VE6 — Karel Tettelaar, VE6AAV, Sub. P.O. 55, N. Edmonton, Alberta.
- VE7 — H. R. Hough, VE7HR, 1291 Simon Road, Victoria, B. C.
- VE8 — George T. Kondo, VE8RX, c/o Dept. of Transport, P.O. Box 339, North Smith, N. W. T.
- VO1 — Ernest Ash, VO1AA, P.O. Box 6, St. John's, Newf.
- VO2 — Goose Bay Amateur Radio Club, P. O. Box 232, Goose Bay, Labrador.
- KG6 — Guam QSL Bureau, P.O. Box 445, Agaña, Guam.
- KH6 — John H. Oka, KH6DQ, P.O. Box 101, Aiea, Oahu, Hawaii 96701
- KL7 — Alaska QSL Bureau, Box 6226, Airport Annex, Anchorage, Alaska 99502.
- KP4 — Joseph Gonzalez, KP4YT, Box 1061, San Juan, Puerto Rico 00902
- KV4 — Graciano Belardo, KV4CF, P.O. Box 572, Christiansd, St. Croix, Virgin Islands 00820
- KZ5 — Ralph E. Harvey, KZ5RV, Box 407, Balboa, C. Z.
- SWL — Leroy Waite, 39 Hanum St., Ballston Spa, N. Y. 12020

The Post Office Department promises faster mail service with the new Zip codes. Use yours when you write League Headquarters. Use ours, too. It's 06111.



**STANDARD
SIGNAL GENERATOR**
MODEL SG-83A \$275.00

50 Kc-54 Mc., 1% dial accuracy, 1 Mc. xtal. Calibrated output 0.6 to 160,000 microvolts. Pure sine AM to 50%—no FM. All transistor. Battery or AC powered. Write for specs.

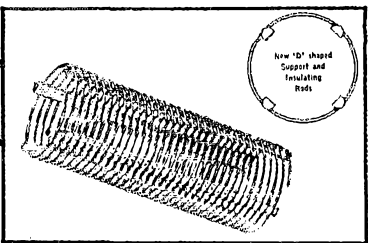
CLEMENS MANUFACTURING CO.
630 S. Berry Road St. Louis, Mo. 63122

NEW

POLYCOILS

55 Types of Air-Wound Inductors with exclusive "D" Shaped support rods. Internal material hang-over in the electrical field is minimized for lower loss of energy and higher "Q" characteristics. Complete Sizes: Diameters 1/2" to 3"; lengths 2" to 10".

- Write for Bulletin CP-1001.
- FROM YOUR DISTRIBUTOR ONLY.



NEW

POLYSWITCHES

For Finger-tip, Multiple Load, R.F. Power Selection—No disconnecting or reconnecting balky Coax fittings. Safe, Accurate.

3 MODELS

| | |
|-------------------------------------|--------|
| PS750—Single Pole, 5 Position | PRICE |
| PS751—Two Pole, Two Position | \$9.95 |
| PS752—Single Pole, 2 Position | 8.95 |
| | 8.45 |

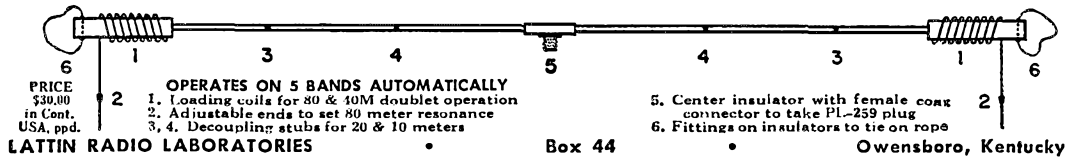
Features: Heavy Switching Elements • Compact Designs • Knob and Plate included • Maximum Ratings • Attractive Colors • Solid Quality

- Write for Bulletin CP-1002.
- FROM YOUR DISTRIBUTOR ONLY.



PIC POLYPHASE INSTRUMENT COMPANY
 COMMERCIAL PRODUCTS DIVISION / BRIDGEPORT, PENNSYLVANIA
 Ask your Distributor for PIC Components, quality-engineered since 1948

LRL-66 ANTENNA 66' LONG, 80 THRU 10M • Power rating 2 Kw. P.E.P. or over on 80, 40, 15 On 20 and 10 1 Kw. P.E.P. Transmitter input



WANTED • WANTED • WANTED

AIRCRAFT RADIO SETS: Collins: 51R - 51X - 51Y - 51V - 51Z
 Bendix: T-21; R-21; DFA-70; RA-18C; MK-7; GSA-1
 TEST SETS: ARC, Boonton, Collins, Hewlett-Packard, Bird, Textronics
 LIGHT WEIGHT RADIOS: Lear - Narco - Bendix - Motorola - ARC
 (including parts & accessories) • Headsets, Microphones, Antennas
 G. duBord, Box 105, New Haven, Conn. Phone: 865-0164

WANTED • WANTED • WANTED

BIG CATALOG
 World's "BEST BUYS"
 in GOV'T. SURPLUS
 Electronic Equipment


FULL OF TOP QUALITY ITEMS

Transmitters, Receivers, Power Supplies, Inverters, Microphones, Filters, Meters, Cable, Keys, Phones, Antennas, Chokes, Dynamos, Blowers, Switches, Test Equipment, Headsets, Amplifiers, Converters, Control Boxes, Indicators, Handsets, etc., etc. SEND 25¢ (stamps or coin) for CATALOG and receive 50¢ CREDIT on your order. Address Dept. Q.

FAIR RADIO SALES
 P.O. Box 1105 • LIMA, OHIO • 45802


ENJOY EASY, RESTFUL KEYING

With **VIBROPLEX**



Sending becomes fun instead of work with the SEMI-AUTOMATIC Vibroplex. It actually does all the arm-tiring nerve wrecking work for you. Adjustable to any desired speed. Standard models have polished Chromium top parts and gray base. DeLuxe models also include Chromium Base and red finger and thumb pieces. Five models to choose from, priced at \$17.95 to the 24K Gold Plated Base "Presentation" at \$33.95.

VIBRO-KEYER
 Works perfectly with any Electronic Transmitting Unit. Weighs 2 3/4 lbs., with a base 3 1/2" by 4 1/2". Has Vibroplex's finely polished parts, red knob and finger, and thumb pieces. Standard model \$17.95; DeLuxe model includes Chromium Plated Base at only \$22.45.
 Order today at your dealers or direct



THE VIBROPLEX CO., INC.
 833 Broadway New York 3, N. Y.

FREE Folder


FOR NEWCOMERS?

YES, the ARRL License Manual is for aspiring radio amateurs and is indispensable to them. It is indispensable also to all active amateurs, whether old timers or recently licensed Novices. The "LM" contains study material for the amateur-to-be. It also contains the complete text of FCC amateur regulations, which ought to be in the shack of every amateur for reference. The 55th edition is complete, up to date and revised to include latest regulatory information.

Order YOUR copy today

PRICE **50¢** POSTPAID


THE AMERICAN RADIO RELAY LEAGUE, INC.
NEWINGTON, CONN. 06111



ALL the dope between two covers . . . complete and easy to understand.

- NOVICE • CONDITIONAL
- TECHNICIAN • GENERAL
- EXTRA-CLASS

NEW YORK'S MIDTOWN HEADQUARTERS
FOR WORLD FAMOUS **hallicrafters**



AMATEUR BAND • FIXED/MOBILE

"Tornado" SR-500 Transceiver

Professionally engineered for absolute maximum quality operation! Provides high performance in a wide range of features exclusive with Hallicrafters. See it for proof positive of outstanding dependability and value!

\$395.

P. 500 — AC POWER SUPPLY \$119.95
P. 500 — DC POWER SUPPLY \$149.95

ALL HALLICRAFTERS in stock for Immediate Delivery Complete Audio Demonstration Dept. Depend on Us!

Eventually,
Everyone comes to

**GRAND CENTRAL
RADIO inc.**

Hours:
8:30 to 6
Including Saturday

1 DOOR
EAST OF
LEXINGTON
AVENUE

124 EAST 44th ST., N.Y.C. MU 2-3869

A NEW TRIBANDER MANUAL COMPLETE WITH DIAGRAMS for HW12, HW22, and HW32 owners.

32 pages. Price \$4.95

TRIBANDER PPD U.S.A.
PROPER

Box 18 Queens Village Station, N.Y. 11427

EXCELLENT SELECTION—AT EXTREMELY LOW PRICES—48 HOUR DELIVERY

**JAN
CRYSTALS**

Thousands of frequencies in stock. Types include HC6/U, HC18/U, FT-241, FT-243, FT-171, etc.

SEND 10¢ for catalog with oscillator circuits. Refunded on first order.

2400C Crystal Drive, Ft. Myers, Fla. 33901

10-15-20M QUADS

*Pre-Cut *Pre-Tuned *Triband

2, 3 & 4 ELEMENT QUADS
FIBERGLASS OR BAMBOO

from \$59.95

- * ROTATE WITH TV ROTOR
- * HIGH F/B RATIO
- * VERY LOW SWR
- * LOW Q BROADLY TUNED
- * HIGH GAIN
- * EASY TO MATCH
- * LOW WIND RESISTANCE
- * ONE FEED LINE FROM XMITR FOR ALL 3 BANDS NO SWITCHING

WRITE DEPT. A
406 Bon Air Dr.
Temple Terrace, Florida
Phone 988-4213

Skylane PRODUCTS

HAM-ADS

(1) Advertising shall pertain to products and services which are related to amateur radio.

(2) No display of any character will be accepted, nor can any special typographical arrangement, such as all or part capital letters be used which would tend to make one advertisement stand out from the others. No Box Reply Service can be maintained in these columns nor may commercial type copy be signed solely with amateur call letters. Ham-ads signed only with a box number without identifying signature cannot be accepted.

(3) The Ham-Ad rate is 35¢ per word, except as noted in paragraph (6) below.

(4) Remittance in full must accompany copy, since Ham-Ads are not carried on our books. No cash or contract discount or agency commission will be allowed.

(5) Closing date for Ham-Ads is the 20th of the second month preceding publication date.

(6) A special rate of 10¢ per word will apply to advertising which, in our judgment, is obviously non-commercial in nature. Thus, advertising of bona fide surplus equipment owned, used and for sale by an individual or apparatus offered for exchange or advertising inquiring for special equipment, takes the 10¢ rate. Address and signatures are charged for. An attempt to deal in apparatus in quantity for profit, even if by an individual, is commercial and all advertising so classified takes the 35¢ rate. Provisions of paragraphs (1), (2) and (3) apply to all advertising in this column regardless of which rate may apply.

(7) Because error is more easily avoided, it is requested copy, signature and address be printed plainly on one side of paper only. Typewritten copy preferred but handwritten signature must accompany all authorized insertions. No checking-copies can be supplied.

(8) No advertiser may use more than 100 words in any one issue nor more than one ad in one issue.

Having made no investigation of the advertisers in the classified columns except those obviously commercial in character, the publishers of QST are unable to vouch for their integrity or for the grade or character of the products or services advertised.

QSL'S? SWL'S? Personalized made-to-order! Rainbow-maps? State-maps? Flags? Eagles? Cartoons? Religious? Space-age? Samples 25¢. DeLux 35¢ (deductible). Sakkers, W8DED, Box 218, Holland, Michigan.

QSLs, samples 20c. Q.S.L. Press, Box 281, Oak Park, Illinois 60303.

QSL "Brownie" W3CJI, 3111 Lehigh, Allentown, Penna. Samples 10¢. Catalog 25¢.

C. FRITZ For better QSL'S! Bringing hams greater returns for over a quarter-century. Samples 25¢ deductible. Box 1684, Scottsdale, Arizona 85252 (formerly Joliet, Ill.).

QSL'S: Quality with service. Samples free. R. A. Larson Press, Box 45, Fairport, N.Y.

QSL-SMS, Samples 10¢. Malgo Press, Box 375 M.O., Toledo 1, Ohio 43601.

DELUXE QSL'S Petty, W2HAZ, P.O. Box 5237, Trenton, N.J. 08638. Samples, 10¢.

QSLs. See our new "Eye-Binder" cards. Extra high visibility. Samples, 5¢. Dick, W8VXX, 1994 N. M.-18, Gladwin, Mich.

QSLs. Twenty exclusive designs in 3 colors. Rush \$3.00 for 100 or \$5.00 for 200 and get surprise of your life. 48-hour service. Satisfaction guaranteed. Constantine Press, Bladensburg, Md.

10¢ Brings free samples. Sims Advertising Service, 3227 Missouri Ave., St. Louis, Mo. 63118.

DON'T Buy QSL cards until you see my free samples. Bolles, W5OWC, Box 9363, Austin, Texas.

QSL Specialists. Distinctive Samples, 15¢. DRJ Studios, 2114 N. Laverne Ave., Chicago, Illinois, 60639.

QSLs. Moyer's Printing, 846 Rising Sun, Retford, Penna.

SAMCO, QSLs presents! "Proto-Call" for '66. Samples 10¢. Stamp-ett 2" x 3" glossy white cards complete with Call and report in 2-color, just stamp with name and QTH of complete! \$1.00. Hundred pcd. Samco, Box 203, Wyanntskill, N.Y. 12198.

DENVER Metropolitan Area only: QSLs by KØRRS, John Cox, Phone 934-4739, or come to 3624 West Kentucky, Denver, Colorado, evenings or Saturday.

QUALITY QSLs. New designs monthly. Samples 10¢, 25¢, 50¢. Savory, 172 Roosevelt, Weymouth, Mass.

SUPERIOR QSLs, Samples 10¢. Ham Specialties Co., 108 East Palace, Hobbs, New Mexico.

QSLs, SWLs, XYL-QMs (sample assortment approximately 9¢) covering designing, planning, printing, arranging, mailing, eye-catching, graphic, creative, fabulous, DX-attracting, original, snazzy, unparagoned cards (Wow!) Rogers KØAAB, 961 Arcade St., St. Paul 6, Minn.

QSL SWL cards that are different. Quality card stock. Samples 10¢. Home Print, 2416 Elmo Ave., Hamilton, Ohio.

QSL, SWLs, WPE, Samples 10¢ in adv. Nicholas & Son Printery, P.O. Box 11184, Phoenix 17, Ariz.

QSL 300 for \$4.35. Samples 10¢. W9SKR, "George Vesely, Rte. 41, 100 Wilson Road, Ingleside, Ill. 60041.

QSLs 3-color glossy, 100, \$4.50. Rutgers Vari-Typing Service. Free samples. Thomas St., Riegel Ridge, Milford, N.J.

QSLs Kromekote 2 & 3 colors, attractive, distinctive, different. Free ball point pen with order. Samples 15¢. Agent for Call-Dial decals K2VOB Press, 31 Argyle Terrace, Irvington, N.J.

QSLs. Free samples, fast service, customized cards. W7IJZ Press, Box 183, Springfield, Ore.

QSLs \$2.50 per 100. Free samples and catalog. Garth, Box 510, Jutland, N.J.

3-D QSL Cards have that prestige look, with glittering colors and metallic in raised space-age designs fused to brilliant plastic finishes. Cost so little more than mere mediocrity! Samples 25¢ (refundable), 3-D QSL Co., Monson 2, Mass.

QSL-100 3-color glossy \$3.00; silver globe on front, report form on back. Free samples. Rusprint, Box 7575, Kansas City, Mo. 64116.

AT Last! Something new in Qsl cards! All original designs. Send 25¢ for samples to Yaraco, Box 307, Yorktown Heights 1, N.Y.

QSLs Stamp and call brings samples. Eddie Scott, W3CSX, Fairplay, Md.

QSL 3-color glossy. Samples, 10¢. Gates Print Shop, 317-11th Ave., Juniata, Altoona, Penna. 16601.

1966 QSL Designs. Samples 10¢. Brigham, Colson St., No. Bilerica, Mass.

DX-QSL. The original plastic display for ur cards. Holds 20 cards, 3 for \$1; ten for \$3. Satisfaction guaranteed. Dealers' inquiries invited. DX-QSL, Box 19033, Houston, Texas 77024.

FINE Embossed QSL cards. Ace Printing Service, 3298 Fulton Road, Cleveland, Ohio 44109.

QSLQ-SWLs, 3&4 colors. 100 \$2.00. Samples dime. Bob Garra, Leighton, Penna.

QSLs. 18 samples, 10¢. Filmercrafters, Box 304, Martins Ferry, Ohio.

HUNDRED QSLs: \$1.00 Samples, dime. Holland, R3, Box 649, Duluth, Minn. 55803 (formerly Meininger, Jesup, Iowa).

QSLs. Free offer with samples, 10¢. "Jack", W3PRU, Rice's Lane, Baltimore. Maryland 21207.

LOW Cost QSLs: 100 4-color glossy, \$3.99. Free samples. Ed's Press, 3232 LeMoynce, Chicago, Ill. 60651.

RUBBER STAMPS \$1.00. Call and address. Clint's Radio W2UDO, 32 Cumberland Ave., Verona, N.J.

DENVER Metropolitan Area only: QSLs by KØRRS (John Cox), Phone 934-4739 or come to 3624 West Kentucky, Denver evenings or Saturdays.

QSLs, Cartoons, colors, something different, samples 10¢. Chris, W9PPA, Route 1, Box 31, Crystal Lake, Ill.

NEW Plastic holder, frames and displays 5 certificates, 3 for \$1.00, or 10 for \$3.00 pcd. Regular 20-card holders, same price. Assorted if you wish. Tencabco, Box 193, Gallatin, Tenn.

HUNDRED QSLs, \$1.00. Samples, dime. Holland, R3, Box 649, Duluth, Minn. 55803.

AUCTIONFEST: Ft. Lauderdale, Fla. Saturday Mar. 19, Army, SW 24th St.—Fourth Ave. Doors open 8 A.M. Broward Amateur Radio Club, sponsor. Fred Schmidt, W4NYF, Chairman.

ROANOKE Division Convention, Natural Bridge, Va. May 28 and 29, 1966. Varied program includes Home-brew Contest. Enjoy the Convention and see Natural Bridge, too! Special Advance Registration package, \$6.50. Reservations handled, inquiries to Box 2002, Roanoke, Va. J. M. Evans, K4RDI, Program Chairman.

DAYTON Hamvention April 16, 1966—Everyone welcome at the Dayton Amateur Radio Association's 15th annual Hamvention. Sampler's Ballarena, Dayton, Ohio. Come and participate in the technical sessions, forums and banquet. See the latest in equipment. Take part in the "Home Brew" contest and hidden transmitter hunt. Bring the XYL for the best in women's activities. Make application in advance to take FCC general class examination at 0900 Saturday. Exhibits open Friday evenings. For information write Dayton Hamvention, Department B, Box 44, Dayton, Ohio 45401.

MOTOROLA used FM communication equipment bought and sold. W5BCO, Ralph Hicks, Box 6097, Tulsa, Okla.

WANT Callbooks, catalogs, magazines, pre-1920 for historical library. W4AA Wayne Nelson, Concord, N.C.

MICHIGAN Hams! Amateur supplies, standard brands. Store hours 0830 to 1730 Monday through Saturday. Roy J. Purchase, W8RP, Purchase Radio Supply, 327 E. Hoover St., Ann Arbor, Michigan. Tel. NOrmandy 8-8262.

WANTED: All types of aircraft on ground radios. 17L 618F or S388, 390, GRC, PRC, 51 JRVX, Collins linear amplifier. Type 294; Especially any item made by Collins Radio, ham or commercial. Also large type tubes and test equipment in general. For fast cash action contact Ted Dames W2KUW, 308 Hickory, Arlington, N.Y.

SELL swap or buy ancient radio set and parts magazines. Laverty, 118 N.Wycombe, Lansdowne, Penna.

WANTED: Military and commercial laboratory test equipment. Electroncraft, Box 13, Binghamton, N.Y. 13902.

SAVE On all makes of new and used ham equipment. Write or call Bob Grimes, 89 Aspen Road, Swampscott, Massachusetts; 617-598-2530 for the gear u want at the price u want to pay.

WANTED: 2 to 12 304TL tubes. Callanan, W9AU, 118 S. Cointon, Chicago 6, Ill.

304TL tubes wanted. Also other xmtg and special purpose tubes. We will buy military or commercial transmitters and receivers with designations ARG, GRC, URR, 51 and MN. Air Ground Electronics Co., 64 Grand Pl., Kearny, N.J.

WANTED: Collins Parts. BC-610, GRC-27, Autodyne, Bethpage, L.I., N.Y.

INTERESTING Offers galore in the new combined "Equipment Exchange-Ham Trader". Next 12 issues \$1.00. Sample free. Brand, Sycamore, Ill.

WE Buy all types of tubes for cash, especially Eimac, subject to our test. Maritime International Co., Box 516, Hempstead, N.Y.

ACT Now!! Barry pays cash for tubes (unused) and equipment. Barry Electronics, 512 Broadway, NYC 12. Call 212-Walker-5-7000.

QSLs. Free samples. Radio Press, WA6OAY, Jule, Box 17112, San Diego, Calif.

QUALITY QSLs. Samples dime (ex-W3QCC). Ted Beseparis, WA4WVK, Box 1275, Lake Worth, Fla.

QSLs. finest, YLRLLS, OM's, samples 10¢ W2DJH Press, Warrensburg, N.Y. 12885.

QSLs. Large selection, including photos, rainbows, glossy stocks, cuts, etc. Fast service. Samples, 25¢. Ray, K7HLR, Box 1176, Twin Falls, Idaho, 83301.

QSLs. Crafted by Samco. The "Proto-Call" for '66. Samples 10¢. Stamp-Ett (cards, \$1.00. Hundred, ppd. Samco, Box 203, Wynantskill, N.Y. 12198.

QSLs. Pappy's got them. Samples dime. K3YOP Press, 1039 Lansley, Chester, Penna.

CANADIANS: Apache TX-1, little used, well constructed. Quitting hamming. One hundred seventy-five dollars plus freight. Walter, VE7XX, Box 75, Viriden, Manitoba P., Canada.

CANADIANS: Heath HX-10 Marauder, \$350.00; HA-10 Warrior, \$225.00; RX-1 Mohawk, \$200. All three, \$700.00, F.o.b. Toronto. All FB condx. VE3UC, A. Cumming, 5 Bayview Wood, Toronto 12, Canada.

CANADIANS: Sacrifice SX-100 receiver and VHF152A converter 10.00, offer on either. R. Rotenberg, 14 Shelborne Ave., Toronto 12, Canada.

CANADIANS: HW-12 modified for 20M plus all parts for Triband transceiver. Excellent condx., \$210.00. VE3EGO, 2444 Rector Ave., Ottawa 5, Ont. Can.

CANADIANS: For sale: Hammarlund HQ-170, like new, no modifications, etc. Manuals, \$385.00, Viking Pacemaker, SSB, A.M., C.W. All bands modifications, 2-6146B in final, silicon rectifiers in all power supplies. Manuals included, \$170.00. H. G. Mitchell, VE3CT, P.O. Box 312, Moosomin, Sask. P., Can.

CANADIANS: Hammarlund HQ-145XC receiver with Hammarlund SP-100 speaker, Clock, Hammarlund XC100P crystal calibrator, Hammarlund HC-10, SSB adapter, complete, in perfect condition, \$350.00; Heath DX-100 transmitter converted to air, clock keyboard, just added, low-pass filter and Heath SB-10 SSB converter, complete, \$325.00. Hart, VE3TA, 4 Navy St., Oakville, Ont. Tel: 844-9817.

CANADIANS: Selling National receiver Two Seventy. Wanted; Gonset G66-B power supply and Hallcrafters SX-62A. VE2OU, Box 355, Riviere du Loup, Quebec P., Can.

TUBES Wanted. All types, highest prices paid. Write or phone Lou-Ironics, Inc., 120 West 18th St., N.Y. 11, N.Y.

WANTED: For personal collection: OST, May 1916, WICUT, 18 Mohawk Dr., Unionville, Conn.

NOVICE Xtals: 80-40M, \$1.05 each, others 75¢. Free list. Nat Stinnette, WA4YV, Umattilla, Fla. 32784.

TELETYPE Model 15 in mint condx with table, power supply, manual, auto-unshift-on-space, copy light, worked 20 countries, \$129.00; with converter built into table, ready to go on air, plus in phone jack and mic jack of sss xmt; \$395; usable with any rig. K2DCY, Tom Perera, 410 Riverside Drive, New York City, N.Y. 10025.

OLD Old Timers Club now over 600 members with verified 2-way contacts before 1925. Life membership, \$15. Bi-monthly "Spark-Gap Times", \$2.50 annually; also available to non-members, \$3.00. Write Secretary WIMPP, Lovell, Maine 04051.

SELL: Eimac 4X250B tubes. Guaranteed gud condx. \$6.50 each, \$10.00 pair prepaid in U.S.A. Send check or m.o. Everett Stidham, Jr., WS1LO, 722 So. 30th Muskogee, Okla.

MANUALS for surplus electronics. List, 10¢. S. Consalvo, 4905 Koanne Drive, Washington, D.C. 20021.

FOR Sale: Plate transformers, 3600-0-3600 VAC @ 1000 ma, C.C.S. with 20-250V AC primary. Commercial-quality units carry one year unconditional guarantee. Price \$35.00. Peter W. Dahl Co., 401 4th St., S.E., Minneapolis, Minn. 55414. Tel: 338-9077.

POSI-CHECK Extra Class Amateur Extra and General Class FCC type exams, complete in detail and style even to the IBM type answer sheets! A must for checking before taking an exam. General Posi-Check consists of 297 questions and explained answers for only \$2.98—Extra Class, 115 questions and diagrams with explained answers, \$2.00. A very good aid to learning and a must in preparation for FCC exams. 138 questions of the 297 in the General Posi-Check apply directly to Extra Class also. Get both for only \$4.50 postpaid, Posi-Check, P.O. Box 3564, Urbandale Station, Des Moines, Iowa, 50322.

RTTY Channel Filters, octal mounted, specify frequency, \$3.00 each, Zack, WA6JGI, 3232 Selby Avenue, Los Angeles, California 90034.

TOOGOODS: 6146B, \$4.00; 6360, \$3.45; 6CW4, \$1.40; 805B, \$8.55; 6146, \$3.55; 717A, \$3.95. Brand new, boxed, guaranteed. No pulls, seconds or JAN. Free catalog of others. Vanbar Distr., Box 444Z, Stirling, N.J. 07980.

WANTED: Tubes, all types, write or phone W2QNV, Bill Salerno, 243 Harrison Avenue, Garfield, N.J., Tel. Garfield Area code 201-471-2020.

WANTED: FR-2409 vandata filter. State price. Pete Chaffan, W1BGD, 111 Buena Vista Road, West Hartford, Conn. 06107.

BELOW Distributor cost: SR-150 with P-150 AC, P-150-DC, MR-150, \$550; SR-160 with P-150-AC, \$335.00; CDR TR-44, \$47.50 F.o.b. Stamford, Conn. Send certified check or m.o. HDH Sales Co., 170 Lockwood Ave., Stamford, Conn. 06902.

TELETYPE Machines, converters, R-388, 5113 and 5114, R-390; R-390A receivers, mechanical filters for R-390A (455 1F) Want: TS-382 audio sig., CV89/JR48A converter, Altronics-Howard Co., Box 19, Boston, Mass. 02101. Tel: 617-42-0048.

RTTY Gear for sale. List issued monthly, 8¢ or 44 mhy toroids, five for \$1.75 postpaid, Elliott Buchanan, W6VPC, 1067 Mandana Blvd., Oakland, Calif. 94610.

WANTED: OSTs 1916 to 1920 inclusive. Government Call-books, Fleming, de Forest, Moorehead, Audiotron tubes, Marconi and Wireless Specialty receivers. Private collection. Top prices. John Cain, 1101 Belle-Meade Blvd., Nashville, Tenn. 37205.

4000 Radiowords for hams, German-English. Send one dollar bill to Christian Zangl, OE9CZ1, Dornbirn, Austria.

HOUSE, Custom-built estate home, ideal ham location. 400 ft. high point in Stamford ridges 35 miles from NYC, 3 bedrooms, den, 2 full baths, solarium, terrace, 2-car garage, sun-deck, large kitchen, privacy. On landscaped acre; \$6,000. Two adjoining acres available. Financing arranged. WITZK, Erich Quast, Skymeadow Drive, Stamford, Conn. 06903.

FM Equipment Schematic Digest: A comprehensive collection of Motorola schematic diagrams covering low-band, high band and 450 Mc equipment, manufactured between 1949 and 1954. Crystal formulas, alignment instructions and a wealth of technical data included in 92 pages. Price \$3.95, ppd. Two-Way Engineers, Inc., 1100 Tremont St., Roxbury 20, Mass.

DRAKE 2B, 2AC, 2BQ, \$320.00; Heathkit Marauder HX-10 with stand, SSB mike, \$330.00 or all for \$434.00, Like new. WA4UEI, Jackson, 1106 E. College, Griffin, Ga.

SELL: Collins 30/S1, \$700.00; Swan SW-117AC supply, \$45.00; OSTs 1942 to date, four for \$1.00. Arthur A. Jablonsky, W8-MCX, 1022 N. Rockhill Road, St. Louis, Mo. 63119.

COUPON Book. Special offers from various firms for members of Electronic Experimenters Club. Dues: \$2.00 or write for further information. Box 5332-W, Inglewood, Calif. 90310.

SELL: 2-meter Nuvistor Ameco converter, with power supply, \$35.00; Eico 723, \$35.00; Drake 2B with L. F. converter, \$190.00, Cash and carry deal only. Write G. Hertsch, 400 W. 119th St., N.Y., N.Y. 10027.

HIGHLY Effective home-study review for FCC commercial phone exam preparation. Free literature. Cook's School of Electronics, Box 747, Riverview, N.Y. 11902.

G-50, latest Double Conversion Model, \$250.00; D-104 mike with UCB stand, \$5.00. ASI, 2619 26th St., S. Ant. 50, Lomita, Calif. 90717. Tel: 325-3760 or 271-4280 before 10 PM.

TELEPRINTER parts—Fast service. Schmidt, W4NYF.

MULLARD VT13 and other rare tubes for sale. W2EZM, 431 Oakland, Maple Shade, N.J.

SELL: QST, CO, Radio, Modern Electrics and Handbooks, any quantity. Buy; old radio gear and publications. Erv Rasmussen, 164 Lowell, Redwood City, Calif.

A-6, \$109.00; de luxe all-band VFO 160-10, Globe King 500-B, \$165.00. (Excellent 600 watt linear). Dr. W. F. O'Rourke, 102 East 23rd, Scottsbluff, Nebraska 69361.

COLLINS 32V3, \$250.00; National NC-300, \$150.00. In exlnt condx. Each used approx 50 hours. Original cartons. Charles McNulty, WS1DK, 2928 Florida NE, Albuquerque, New Mexico.

SELL Collins 32V3, \$225.00; SX-117, \$285.00; Lyso 600, \$35.00. W8VPC.

GALAXY 300, \$188.00; Galaxy V, \$399.95; top trades on town-ship, new and reconditioned equipment. Write today! Electronic Sales, Executive House #15, Longburg, Tenn. 37081.

SELL: Eico 720 and 730, also Globe VFO 755A, all for \$110.00 Richard Arensmeyer, Choteau, Montana.

WANTED: Atwater-Kent "Open Face" sets, units, parts for former A-K employee's collection. Describe and quote price. Atlas, K2PL, 1011 Eldridge Ave., W. Collingswood 6, N.J.

SELL: SR-150 plus PS-150 AC power supply, instruction manual. Original cartons. Never mobile. Magnificent DX record. 111 countries worked 10 days! Peak condition. Firm \$435.00. K3HGX, P.O. Box 8873, Elkins Park, Penna. 19117.

CHRISTIAN Ham Fellowship being organized for Christian hams for fellowship, tract ministry, missionary efforts among hams. Christian Ham Callbooks, \$1.00. Write for free details from Christian Ham Fellowship, 5857 Lakeshore Drive, Holland, Michigan 49424.

BEAM TA-33 Triband, new, never assembled: \$63.00. Xmt AF-67, with dynamotor, only \$30. W2YOU.

APACHE: Perfect, only \$15, K2EG1.

HAVE VHF Power tubes, 4CX250B, 4X500s, etc. Will swap for old vhf trans. W5VY1.

GLOBE Champion 350 wood, \$200.00, Globe Scout, \$30.00; Hallicrafters SX-100, like-new, \$150. Philmore CR-5AC, \$25.00; 912 Precision tube-tester, \$15.00; model 7J Superior VTVM, \$25.00 and large quantity of miscellaneous ham gear. Mrs. George H. Phillips, YXL of late K4AJX, Rte. 1, Box 253, Lithia, Florida 33547.

FOR Sale: Apache, \$100.00; SX-100, \$100; SB-10, \$30. All in excellent condx gone transceive. Pick up deal only. M. Samuels, N. Country Road, Miller, L.I., N.Y.

COLLEGE Bound, must sell for best offer: 2-meter FM (3 base, 3 mobile) will tune, Ranger, Knight T-150A, Wollensack 1600 and mist Stamp sets and description. K/KAEC, 300 Riverside Drive, Mount Vernon, Washington.

BARGAIN: Complete shack—Hallicrafters SX-101A, Heath Apache with SSB SR-10, Heath SWR Bridge, electronic antenna change-over, BC-221AH freq. meter with spare tubes, Dumont oscilloscope 224A, antenna tuner with two RF ammeters. Station now in operation. All excellent. All for only \$450.00. Bill, 31 Lafayette St., Milford, Conn. 06460. Tel: 874-3306.

COLLINS 75A4, 3 filters, \$425.00; 32S2 with power supply, \$400; 75A3, 3 filters, \$250.00; Gonset GSB 201 linear, \$225. Home brew 10-15-20 linear, PEP, w/ 25-A amp, with power supply, \$95.00. Ernest Chesio, 895 East 54 St., Brooklyn, N.Y. 11234.

FULL Size beams: new, all 2" and 1" aluminum tubing; absolutely complete with boom and hardware; easily handles five KW; SWR 1:1; adjustable entire band; three-element 20-meter \$22.00; two-element, \$16.00; three-element 15-meter, \$16.00; two-element \$12.00; four-element 10-meter \$18.00; four-element 6-meter, \$15.00. Remit with order, express collect shipment; all orders honored. Gotham, 1805 Furdy, Miami Beach, Fla. 33139.

SELL: Four months old SBE-34, in new condition: \$325.00. W1LOW, 115 Aaron Drive, Bristol, R.I.

COLLINS 75S1 with notch-filter, \$300.00; Collins 30K1 with VFO, \$395.00, both very clean; Heathkit Q-multiplier, new, \$14.00. W2FLK, 22 Elm St., Woodbury, L.I., N.Y., 316. Tel: My 2-6435.

SR-150, AC-supply, \$500. EE student needs cash. Rig never mobile and hardly used on SF, cw only! Frederick S. Macary, K2NVY/3, 105 Lantair Rd., Bala-Cynwyd, Penna. (nr. Philadelphia). Tel: MO-45087.

COLLINS 75A3 receiver-speaker, \$250.00; Viking II xmtr, VFO, \$95.00. Excellent condition, both \$320.00. Anderson, W6TME, 3655 Homeway Drive, Los Angeles, Calif. 90006.

CANT use beam at new OTH. Trade Hy-Gain 2-el. Tribander and homebrew rotator for commercial multiband vertical. Write K3BYJ, 1211 Virginia Rd., Wilmington, Delaware 19809.

FOR Sale: Hallicrafters SX-106, very clean: \$125.00, Viking II with 12 VFO, \$100.00, Gonset 6M Communicator, 11A, 12 volt, \$115.00. Heath SB-10, \$70.00. Donald Conley, 18 Lodge St., Manchester, N.H. 03104.

WANTED: Collins S/Line I KW transmitter. Must be in mint condx and complete. State lowest price in first letter. Sid Tritsch, RD #1, Box 64, Lockwood, N.Y. 14859.

HAMMARLUND HQ-170A VHF with clock, like new, \$299.00; Heathkit Mohican, \$59.00; Gonset Twins, G-77, with 3-way supply, G-66B, 12v supply, complete, \$99.00. All with manuals. F.o.b. Herman Zachry, 3232 Selby Ave., Los Angeles, California 90034.

COMMUNICATOR IV, 6 meters, excellent condition, \$25.00. Noel O. Hoglund, W3CPO, 112 Conecote Drive, Pittsburgh, Penna. 15239. Tel: 327-1346.

HALLICRAFTERS SX-100 and R-46A speaker, \$140.00. F.o.b. W5EDX, 645 E. Woodlawn, San Antonio, Texas.

NC-190 Gen. purpose receiver, little used, like-new condx. or carton. Mutual. For quick sale, \$100. SX-101A with Johnson 6 and 2 converter, perfect condx. \$225.00. Telrex 6-meter 6-el. beam. Cost \$75.00, for \$25.00. KZZEX, Ben Sherman, Tel: DE-2-2339, 2243 E. 26th St., Brooklyn 29, N.Y.

WANTED Alive: Heath XC-6 converter. State wampum desired. Frank Williams, WAICRK, Graduate House, Box 406B, 305 Memorial Drive, Cambridge, Mass. 02139.

COMPLETE Station for sale: Gonset GSB-100 exciter, Gonset (GSB-101) linear, Drake 2B receiver with extra 10M crystals, 2SB, mike, Waters Compracamp, Ameco SWR indicator and 2 in-line bridges, on-air sign, and all cables, wires, and books, \$625.00. Eico 720 with Down Key relay and Blitz Bug, \$60.00; Heath tunnel diode, \$22.00; Heath Signal Gen, \$15.00; Heath sig. tracer \$15.00; Simpson Model 373 current meter, \$18.00, all with book. Prefer you pick up but will ship collect for shipping charges on clearance of your check. Bruce Baskin, 612 E. Tallmadge Ave., Akron, Ohio 44310. WABPBG.

WANTED: Radio News magazine, with both covers, before 1928, for personal collection. Jose Garcia, 243 W. 109th St., New York, N.Y. 10025.

HEATH HW-29A 6 mtr. xcvr, mike, xtal, ant., \$40.00, perf. B. E. Nelson, A402 Univ. Vill., Salt Lake City, Utah.

TR-4, \$480.00, AC-3, \$66.00, DC-3, \$108.00; all factory sealed, never opened. Warranty, naturally; sell separately. Palmer, K4LGR, Box 10021, Greensboro, N.C.

SELL: Gonset Communicator, 2 M, w/crystals and JT-30 mike \$145.00. Also R-46B spkr. WA2PRM, 76 Glenview Rd., South Orange, N.J.

BRAND NEW SB-300 with SSB filter, professionally wired, \$245.00. Used but in excellent condx. Challenger 80, xmtr, transmitter, \$70.00, matching 80-6 mtr. rock stable VFO, \$35.00; Johnson 275 Matchbox with SWR, \$65.00. Write WA2SIZ, R. J. Christie, Box 18, Queens Village Station, Jamaica, L.I., N.Y.

SALE: One Hallicrafters 101 receiver, in good condition: \$200.00; instructograph, new, \$40.00. Ed Duv, Maple Park, Illinois.

GOING S/Line, new HT-37 in factory-sealed carton \$275.00. Iso factory seal, HT-41 linear, \$200.00. Both for \$500.00. Received as Christmas gifts. Also NCX-3 w/D.C. p/s, calibrator & antenna, \$325; Heath XC-6 and XC-2 converter, \$35 ea. WA2LIM, Tel: 212-461-1779.

2 KW Linear, reliable Hallicrafters HT-33A, all modifications, new ceramic tubes, spare glass tubes, excellent condition, with the best of them in pile-ups, \$325.00, S. D. Cowan, W1RST, 62 Woodcliff Road, Wellesley Hills, Mass.

75A4, like new condition. Include 3" Panadaptor, matching speaker, three filters; 800 cy, 1.5 kc., 3.1 kc. Instruction book, vernier knob, shipping carton. Serial #3497. All modifications made before purchase. No alterations. May be seen in operation. Prefer not to ship. Deliver 100 mile radius, \$450.00. Price firm, no trades! Certified check or M.O. W3CLP, Wilmington, Del. 302-P04-1660. 5 PM or after 10 PM.

HEATH DX-60, mint condx, new final, osc. driver, \$65.00, WB2OKS, 25 Meadow Woods Rd., Great Neck, L.I., N.Y.

INVADER 2000 with new pair 4-400A included, \$750.00. Also Mohawk RX-1 receiver, \$150.00. Both in excellent condx. K8VWX, 136 South Vine St., Columbiana, Ohio 44408.

HAMMARLUND HQ-170C in excellent condition, \$200.00, F. Thiede, W2EC, Nathan Hale Drive, Setauket, L.I., N.Y.

WANTED: Electronics Instructors. General indispensable. Theory and workshops. Science Camp, Lake Placid, N.Y. Write Eppstein, 440 West End Ave., N.Y. 24, N.Y.

NCL 2000 plus one unused 8122. \$450.00. Condition perfect. W. Sabin, 1400 Harold Dr., S.E. Cedar Rapids, Iowa.

JOHNSON K.W. Matchbox, SWR Bridge and meter. Self-contained. In exc. condx. W1CPI, Box 423, Wakefield, R.I.

SELL: QST 9-39 thru 9-40; 3-46 thru 1961, \$20.00; CQ, 8-48 thru 1954, \$5.00. F.o.b. W. R. Hatchard, 800 S. Broom, Wilmington, Del. 1985.

2-EL. Triband quad, only \$29.95; brand new, pre-tuned, weather-proofed bamboo spreaders, very sturdy. Guaranteed. WA8MQE, 3645 Tolland, Cleveland, Ohio.

WANTED: Counselor for summer camp. College student general license and equipment necessary. Contact W2GQN, Shelly Weil, 114 Phyllis Court, Elmont, N.Y. 516-HU-8-3555.

WRL Blue Book prices save money on used gear. Take 10% without trades: NCX-3, \$219.00; SB-33, \$209.00; Galaxy III, \$219.00; Galaxy 300, \$199.00; SX-101A, \$209.00; Apache, \$129.00; AF-68, \$88.50; AH-67, \$59.00; Communicator 111, 6M, \$99.00; Langco \$109.00; NC-300, \$149.00; Loudonbeam, and \$5, \$279.00; NC-300, \$169.00; NC-303, \$249.00; RME6900, \$179.00, hundreds more. Free list. Leo, W0GFO, Box 91, Council Bluffs, Iowa.

COLLINS S/Line AM adapter, \$5.00! Install five minutes! Switching! Kit Kraft, B-763, Harlan, Kentucky.

TWOER For sale. Excellent condition. F/W es 3 pos. xtal switch. \$45.00. Write Zach Bruce, WA4TJS, Box 387, Morehead, Kentucky 40351.

ANTENNA Guy cable. Plastic covered 7X7 galvanized steel cable 1200# strength. .04 ft. 500 and 1000 spools. Freight paid if cash with order. American Superior Products, Inc., Box 177, Sarasota, Fla.

SELLING: HE-29R, walkie-talkie, \$11.95; EV 727 microphone, \$9.95, transistor tape-recorder, \$7.95. Tony Cinquini, 6917 Chester Ave., Phila., Penna.

PRACTICALLY New Johnson Signal Entry c.w. fone monitor #25025, reasonable offer accepted. W6NQ1, 1051 Justin Ave., Citendale, Calif. 91201.

HALLICRAFTERS SX-111, excellent condition, \$140.00; Eico 720, mint condition, \$300.00; Dow Key relay and three crystals, \$10.00; all for \$175.00. Mike Benioff, WA3BZK, 2850 Livingston Street, Allentown, Penna. 18104.

SELL: Morrow MB-560 5-band 65-watt mobile transmitter (See Nov. 1956 QST, p. 40) w/12 to 625 volt dynamotor, \$80.00; matching Morrow 5BR/FTR 12-tube mobile receiver, 12-volt power supply, \$40.00; NC-300 with xtal calibrator and speaker, 2nd conv. osc. xtal controlled with USB/LSB xtals, \$150.00. Ramer factory-wired, \$100. All instruction manuals. R. Markel, W2IVS, 1435 Lexington Ave., New York 10028.

MARAUDER HF-X-100, professionally tuned, \$250.00; Drake 2-B, 2-BQ, 2-AC, \$210.00; Dow Key relay, TR 1/R switch (\$27.00), \$15.00; Heath HM-11 power meter, \$10.00. Will sell separate, prefer New England area; SASE for info and photo. K1SCO, Ralph McClintock, 44 Parkway Crescent, Milton, Mass. Call 617-696-2575.

TOROTDS, Uncased 88mh, 5/2.50 ppd U.S.A. Humphrey, WA6FKN, Box 44, Dixon, Calif.

SELL: HQ-140X with O-mult., DX-100, with time-sequencing and Apache TX-1. All in excellent condition. Priced at \$100 each for quick sales. NO shipping, sry, but will deliver 30 miles radius of Philadelphia. W2HDW, 26 Nokomis Road, Somerdale, N.J., Call 783-4343.

HEATHKIT Shawnee HW-10 in good condition with 3 element beam. Would like to trade for Heathkit HX-30, will sell for \$145.00. Will deliver within 100 miles. K8IRO, 3412 Benmarks, Flint, Michigan. Tel: 743-6391.

FOR Sale: NCX-3, Heath A.C. and D.C. power supplies, mike, Hustler antenna with 80 and 20 meter resonators, bumper mount, motor noise kit and speaker. All for \$325.00. K3DHM, Lawrenceville, Penna. 16929.

DRAKE 2-B, 2-BO, 2-AC, excellent condition, one owner, unmodified, with manual, \$180.00 (firm). (I want to buy matching SB-300 and need the money). D. Rudisill, Tel: (504)-361-4474, 3221 Plymouth, New Orleans, Louisiana 70114.

COLLINS 30K-1 xmtr with transformer for 500 watts; and prop-pitch motor and indicator. Best offer. H. H. Johnson, K3ZLF, Box 78, Blue Ridge Summit, Penna. 17214.

QST—May 1937 to August 1947, less 10 issues in 1942 and 1943. Good condition. Best offer takes lot. Wilson, 2703 So. Washington, Marion, Indiana.

VALIANT II, \$160.00; D-104, with stand, \$20.00; DX-35, \$20.00; Model 15, sync. motor, perf. condx, \$100. WA9ESG, 4410 Woods End, Madison, Wis. 53711.

FOR Sale: Johnson Mobile transmitter, \$30.00; DR-23 Preselector, \$15.00, BC-459, \$10. Charles Copp, W2ZSD, 337 Jamaica Blvd., Carle Place, N.Y.

WANTED: HT-44 or SR-150 with A.C. P.S. or HT-37. Have new HT-45. K1PNL, Tel: 203-583-5433.

CRYSTALS Airmailed: MARS, SSB, Nest, Novice, Marine, etc. Custom finished etch stabilized FT-243, .01% any kilocycle 3500 to 8600 \$1.90. (Five or more same or mixed frequencies \$1.70. Ten or more same frequency \$1.35. 1700 to 3499 and 8601 to 20,000 \$2.00). Overtones supplied above 10,000 kilocycles. Add 50¢ each for .005% up to 32 pf. HC-6/u metal miniatures above 2000 add 75¢ each. ARRL Kits: FT-243; "DCS-500"; "IMP" \$9.95. Other filter and oscillator crystals available. Write for price-order sheet. Add 10¢/crystal airmail. 5¢ surface. Crystals since 1931. C-W Crystals, Route 2, Box 32-B, Marshfield, Missouri 65706.

FOR Sale: New condition NCX-303 with xtal calibrator, manual. Price, \$250.00. Write WA2TA, 203-9 St. Ficksville, L.I., N.Y. Tel: 516 WELLS I-6033 evenings, weekends.

BARGAIN: National NC-173, \$130.00; SX-99, \$75.00; Heath QF-1, \$10.00; W2RST, WA2TA, \$85.00; Eico 730, \$35.00; Heath HX-11, \$35.00. WA9BCB, Phil Dickey, 1014 South Twyckenham, South Bend, Indiana 46617.

WANTED: Good used HA-5 Hallicrafters VFO. State price. Nicholas E. Basil, WA9MOU, 301 Cirace Avenue, Rock Falls, Illinois.

CERTIFICATE Hunters: Work five members, get free award. Fido Radio Club, Inc. W2BMW, 104-19 127 St., Richmond Hill, N.Y. 11419.

FOR Sale: One NCX-5 AC/PS, used 20 hours, \$530.00 or trade for NCX-3 or HW12. Solomon Hofer, Spencer, So. Dakota.

SELLING: Heath HW-32, 20M transceiver, in exclnt condx, 6 months old, with good hb p.s. Cash: \$125.00. WB2OOK, Schwartz, 1129 Astor Ave., Bronx, N.Y. 10469.

WANTED: Many types Military or Commercial surplus. Airborne, Ground, also test sets. Try the Big Boys then write or call Collect Area code 703-560-5480 and give us your price. We pay cash or freight. Dun & Bradstreet rated. Ritco, P.O. Box 156, Annandale, Va.

MOHAWK rcvr. Seneca xmtr, HO-10 'scope, JT-40 mike, Dwyer relay, SWR meter, 10-meter 4-clement beam, disk, Harold Medley, 528 E. Hendrix, Brazil, Indiana. Tel: 20465.

SALE: HW12, SB-200, SB-100, SB-300, SB-400, HR-10, SX-101, GR-64. Name the kit you want. Wired or repaired. Lan Richter, 131 Florence Dr., Harrisburg, Penna. 17112.

HEATH DX-60, HG-10-VFO, \$75.00; HR-10, receiver, \$50.00. New condition. WA1DL, Audson E. Wilson, Box 392, Pineand Park, East Brewster, Cape Cod, Mass.

SELL: Heath DX-40 and VF-1. National NC-270. Best offer. Dick Kramer, K1ZVJ, 63 Kipling St., Springfield, Mass. 01118.

SELL: HQ-170AC. Top shape. \$250.00. Heath Cheyenne xmtr, \$35.00; Heath 0-11 'scope, \$30.00; Swan 240 with mobile supply, \$235.00. WA0HTC/4, 103 Pineview St., Havelock, N.C.

SONY "Voice Command" portable tape recorder, excellent condition. Runs on rechargeable batteries or 110 AC. With mike, case, manual, \$100. K9RIL, 3514 N. Riley, Indianapolis, Ind. 46218.

HALLICRAFTERS HT-33 amplifier, 8 watts P.E.P. will drive this unit to the legal limit. Will meet or exceed manufacturer's specifications. Unmodified with manual. Excellent condition. \$225.00. Rubin L. Hughes, WA6AHF, 17494 Via Alamitos, San Lorenzo, Calif. 94580.

FREE Love is yours in fine equipment pampered by me, B&W 5100, NC-300, \$350.00 complete. Contact WA2JSF, Ron, 47 Ivy St., Newark, N.J. Telephone 373-5375.

FOR Sale: Johnson Invader 200; Hammarlund HQ-180 receiver with clock, E-V mike, Johnson TR switch, R48 speaker, new B&W 5-pole coil switch, new Hammarlund HK-1B keyer, Echo 4-band dipole antenna, manuals and schematics for all. First certified check for \$495.00 takes all. Henry Miller, W4VJG, Hudson, Florida.

SALE: RME-45 receiver with speaker, \$80; DX-20 transmitter with DK-60 antenna relay, \$35.00; Hy-Gain 14AVS 10-40 meters, \$20.00. All in excellent condition. Jim Minarik, 521 Chippewa Dr., Fremont, Mich. Tel: 924-3312.

MILLEN Exciter, speech amplifier, modulator and 500 watt final without power supplies, 100 dollars. PP250TH 1 KW 80 mtr. final \$5 dollars. PP-813 1 KW 20 mtr. final 2 50dolars. You pay shipping. Southeastern Mass. Amateur Radio Assn., 54 Donald St., South Dartmouth, Mass.

HQ-100C like new, \$95.00; Johnson Viking II, exclnt, \$75.00; Heath HG-10 VFO exclnt, \$25.00. WA9FTH, 4506 Keating Ter., Madison, Wis. 53717.

COLLINS 32S-3, new in box: \$675.00 or 32S-1, 4000. Good TV camera, B-7, observer with control unit, \$350.00. Trade on KWM-2, 312B-5, WA4LXX, 251 Collier Ave., Nashville, Tenn. 37211.

WANTED: Code machine with tapes. Send complete particulars first letter. Carner, 1532 N.E. 1st Ave., Miami, Florida 33132.

WANTED: BC-610 transmitter. W5PJN, 5844 Argonne, New Orleans, Louisiana.

WANTED: Mechanical filters 800 cy, 2 Kc, 75A-4. Beryl Snyder, 513 Phillipi St., Clarksburg, W.Va.

RANGER I, \$130.00. RME 6900, \$270.00. Mike Bellinger, 2110 Lincoln Way, Ames, Iowa.

FOR Sale: Swan 400, 406, 12 volts p.s. \$400. F.o.b. Hartford, Conn. Tel: (203)521-2856. Dr. C. A. Weed, WA1BDJ, 42 Waterside Lane, West Hfd., Conn.

TRADE: 1961 Imperial 4-door hardtop sedan, all power-equipped, air-conditioning, new premium tires. Excellent, want: 32S-3, 75S3-B (or KWM-2 and accessories), and 30S-1. For sale: KWM-1, 516E-1, 516F-1, 312B-2, 351D-1, \$400. KWS-1, 75A-4 with speaker and three filters, \$1000. Maj. James W. Craig, 172 White Birch Dr., Pease AFB, N.H. 03803. Tel: 603-436-9062.

SELL: Marauder, NC-183-D, Vibroplex; Mon-Key; D-104; Heath GDO; Q-Multiplier; condenser checker; hi-fi gear. Thurber, 2971 Portsmouth, Rancho Cordova, Calif.

QSTS wanted: March, April, May and June 1916. W2DYU, 360 Marlboro Road, Enfieldwood, N.J.

FOR Sale: NC-183-D with matching speaker, good condition. \$125.00. WA0PRT, Box 33, Loomis, Nebraska.

GENERATOR, Onan 5 KW 115 V., 60 cy, 4 cylinder water cooled engine, \$350.00. Frederick Schmidt, Camden, Ohio, Phone 513-52-3230.

APACHE and HQ-110A. Seek new operator. Compatible servants, prefer working together and don't plan early retirement. Offers accepted by WA1AAY, Box 213, Brown University, Providence, R.I.

SENECA 6 and 2 meters. Mint condition. Sell for best offer. Inquiries acknowledged. W. M. McDonald, W4PXM, Dadeville, Alabama 36853.

GLOBE Champ 300; 160-10 meters; 275 watts fone, 350 cy., 500 P.E.P. with adapter, \$150.00 or offer. WA8MZK, Hilton Muntz, 417 Norway St., Norway, Michigan.

FOR Sale: PMR-7 and AF-67 receiver and transmitter, good condition for \$100. You pay shipping. K9KWV, 522 South Dearborn St., Chicago, Ill. 60605.

SELL: Eico 753 xcvr, \$180, plus postage. Very good condition. SB-10 with manual, unmodified, neat, good condition. \$45.00, plus postage. K3JML, 142 South St., Nanticoke, Penna.

HALLICRAFTERS DC Power supply and mobile mounting bracket for SR-150, perfect. WA5JZP.

DX-100B for sale, with two extra 6146's. Like-new condition. No scratches, \$125.00. WA2OWM, Edward Dague, Woodside Drive, Elma, New York.

FOR Sale: Ham radio station and allied equipment of the late W9UE. Send for list. William F. Irving, K9DBU, 6140 N. Harding, Chicago, Illinois 60645.

RANGER I, or T-150, \$75.00 each; Valiant I, \$135.00. WA4-LIG, 306 E. Gilbin Ave., Nortolt, Va.

VALIANT, factory wired, Electro-Voice 950 mike and stand, Dwyer key relay. All in good condition, \$210.00. Will ship collect. Gordon Rogut, W6DQR, 300 La Vida Dr., Lodi, California 95240.

IDEAL Equipment and home for ham and wife: 75S-1, HT-37, Warror, 45 ft. to tower, no guys, big Ham-M, TH-3, inverted Vee's and mast; 3/4 acre with woods, lovely and private; quality 3 bedroom home; comfortable year-round high peninsula location near but not too near ocean, \$32,500. L. M. Ewing, 454 Drive Circle, Ormond Beach, Florida. WA4KFB. Tel: 904-677-4870.

GONSETT GSB-100 complete transmitter for 55B, C.W. AM and PM, 100 watts P.E.P., instruction manual and factory carton, excellent condition, \$215.00. Bob Wetherald, 128 Chestnut Hill Drive, Rochester, N.Y. 14617.

FOR Sale: Collins 75A2, plus A-2-3 SSB, \$199.00; Heathkit DX-100 professionally wired with Heathkit MK-1, SSB, \$99.00; both mint condition, Chris Vinson, W2GJJ, 2796 Larkspur St., Yorktown Heights, N.Y.

SELL: Drake 2B w/spkr and xtal calibr., \$200.00; Ameco Navigator converter, \$25.00; SB-33 with DC supply, \$260.00. Dan Coder, W8BCBK, 5580 Morone #83, Montclair, Calif.

HY-GAIN 40 meter DX beam, model 402B, new, in original carton, half-price \$49.87. Alan Kehr, W3UZF, 1209 Dixon Lane, Rydal, Penna. 19046, Philadelphia suburb.

SELL: Complete historical volumes OST in binders 1932-1939, \$32.00; complete volumes CO in binders, 1957-1961, \$17.50. All in mint condition. Sry, no single copies or volumes please. Will ship collect for cost, plus postage. W3KBK, 1061 Beverly Road, Jenkintown, Penna. 19046.

FOR Sale: Very nice KWM-2 with noise-blanker and 516F-2 power supply and MP-1 power supply, quitting the rad. All very good condition. Package deal on 3 items, \$900.00 and Hustler antenna thrown in (contact Jake Phares, K5WYJ, 445 Jay St., Beaumont, Texas).

COLLINS VFOs, new, unopened cartons for direct replacement, 70E-23 for KWS-1, \$39.00; 70E-12 for 75A-2-3, \$39.00; 70K-1 for KWM-1, \$29.00; 70J-3 for R-390ABFO, \$29.00; 399B-1 DX adaptor for KWM-1, \$10.00; 399B-3 Notice adaptor, \$9.00. Richard E. Mann, 7205 Center Dr., Des Moines, Iowa 50312.

SELL: 1,500 V. or 2,000 V., 400 Ma. power supply with 38 mfd. filter, \$18.00; Moheican transistor receiver, 550 Kc to 32 Mc., \$55.00; R.F. signal generator, \$9.00; 5 in. oscilloscope, \$45.00; unused tubes—pair TZ40's, \$3.00; pair 832A's, \$5.00; pair 807's, \$1.50; slightly used pair 1V775's, \$2.00. Milliameters, transformers and other parts at bargain prices. R. H. Beers, 33 Sterling Drive, Livingston, N.J. Phone 201-992-1421.

OK, I give up! 75A-4, 3:1 mech. filter Ser. No. 4527. Best offer over \$300.00, Johnson Invader 200. Best offer over \$200. Offer good for two weeks from 1st of month following this issue. Will ship to highest bidder collect upon receipt of certified check or m.o. Chuck Camp, Box 40, Peyton, Colorado.

CIRCUITS from ARRL Handbook, OST etc. constructed. All work guaranteed. Price information, WA6IKV/9, Whitmore, 520 South 16th St., Springfield, Ill. 62703.

KILOWatts, Hallicrafters HT-33, \$194.00; HT-41, \$245.00 (new final tubes); both electrically perfect and without scratch. Drake 2-B calibrator, \$10.00. Elvin Miller, 3845 Kipling Ave. So., Minneapolis, Minn.

VALENTINE For the technically-inclined ham should include a copy of "Radio-Electronic Transmission Fundamentals" by Griffith, W6CSU, McGraw-Hill, \$10.75. Griffith, Box 798, Garland, Texas.

DRAKE 2B, Hallicrafters HT-37, extra crystals, calibrator, manuals in mint condition: \$495.00. WA6SCA, 9833 Ribicon Ave., Downey, Calif.

VACUUM Variable capacitors Jennings type UCSV250; 125-250 mmfd at 10 KV; type UCSA25, 250-525 mmfd at 10 KV. Either type, \$39.95. Postpaid. Electronic Surplus Co., Box 1225, Boston, Mass. 02104.

COLLINS KWS-1, #1087, all new tubes, IREC tube shields, two new spare Eimac 4CX250Hs, hook, cables, antenna relay, condition excellent, \$650.00. KWM-1, \$1050, excellent, \$250.00; 516E1, excellent, \$65.00. Dr. Roland B. Webster, K4CVT, 4401 Sunset Rd., Knoxville 14, Tenn.

FOR Sale: NCX-3 xcvr and NCXA A.C.C. power supply, used very little. Excellent condition. Asking \$300.00. K1LNM, 1295 Bay Street, Springfield, Mass.

PITTSBURGH Area, no shipping; 1500 and 2500 v power supplies, \$25.00 5/2 ft. Par-Metal cabinet, \$25.00. 1 KW powerstat, \$10.00; misc. mod. and pwr. trans. meters, etc. Ferguson (412) TE-59548.

PRIVATE Sellout. Large listing equipment and parts. Real bargains. No junk! SA3E for lists appreciated. W1DCG, 40 Rossie, Mystic, Conn. 06555.

FOR Sale: Swan 350, Model 117C power supply, and Shure 444 mike for \$395.00. All used less than 10 hours. MSG Charles A. Griegs, K5MIA, 683 AC/W Squadron, Sweetwater AFS, Texas.

WHILE They last! HQ180C, \$229.00; HQ110C, \$129.00; HQ-10, \$105.00; NC300, \$165.00; SX-100, \$169.00; SX-96, \$129.00; Drake 2A, \$165.00; SX-99, \$89.00; RME 6900, \$185.00; SX-101 111, \$145.00; 75A-1, \$125.00; LSA 3 w/D.C., \$150.00; SP600JX-17, \$175.00; 75A-4, \$349.00; Valiant, \$139.00; Courier 500, \$145.00; GSB100, \$210.00; HT-37, \$249.00; AF67's, \$35.00; AF68's, \$85.00; PMR-8, \$85.00. Free list. Howard Radio, Box 1260, Abilene, Texas 79604.

KWM-1. Power supplies 516E1, 516F1, matching speaker. Mobile mount, cables. Exceptional condition. \$425.00. W0ZHI, 2444 D. Lincoln, Neb.

FOR Sale: Johnson Ranger, \$125.00; Gonset Communicator III, 6M, \$130.00; GR RF-V1VM, 726A, \$35.00; TS34AP oscilloscope, broadcast band R22, make offer. Nagle, 40 Whittier, Severna Park, Maryland.

WANTED: National "HRO" dials with gear boxes. WA6KGP, Box 9081, San Diego, Calif. 92109.

DX-100, \$125.00; Globe Chief, \$35.00; TA-33, Jr., lead and mast, \$60.00; Lynn McGee, 58 Campus Drive North, Buffalo 26, N.Y.

HT-37, \$240; Drake 2B-2BO, \$225.00; Warrior, \$180; HA-4 keyer, key, \$60. Also tower and TA-33. WA6ZJZ. Tel: 982-6759.

WANTED: Collins 32S-1 and 516F-2, George Conn, 412 Old Boonton Rd., Boonton, N.J.

ATTENTION So. California Generals! Tri-Ex 54 foot tower, CDR rotator, and Mosley 1A-33 in good condition, all for \$197.00. You haul. Bill Edmunds, K6RIP, 522 South Milliken, Whittier, Calif. Tel: OX-8-6446.

4X250B, \$10.00 pair; 4X150A, \$5.00 pair; 4CX250B, \$12.00 pair used; new, \$20.00 pp, guaranteed. C. M. Pruett, Star Rte. C, Flamingo Bay, N. Ft. Meyers, Fla. 33901.

ELMAC AF-68, PMR-8, M1070 mobile, in exclnt condx, \$225.00. Dale M. Johnson, K9VUJ, Ettrick, Wisconsin.

HW-12-22-32 Owners, inexpensive Triband conversion. Complete plans, \$4.00 postpaid. Plans, Box 17, West Bend, Wis.

FOR Sale: Heath Apache, \$158.00; SB-10, \$65.00; 20-meter beam, \$25.00. K1FRG, Charlie, Rte. 1, West Willington, Conn. 06279.

HQ-110AC receiver, \$210.00; HA-90 VFO, \$20.00. Going SSB. Been only 7 months old, and in perfect condition. WB2RJJ, Robert Schenck, 22 Greenwich St., Bergenfield, N.J. 07621.

75-Meter Sideband transceiver, HW-12, with GH-12 push-to-talk mike, and HRA-10 crystal calibrator, factory-aligned, \$100.00; HP-13 12-volt power supply for the above, \$40.00; HP-23 110V. A.C. supply, \$25.00; Nu-Tronic 75 M. loading coil, \$8.00; Eico 20-watt hi-fi amplifier-preamp., \$20.00. W2HTD, 577 Park Ave., Apt. 2-D, Freehold, N.J.

ELDICO EE3-A keyer, \$50.00; S-85, T-50 Knight, etc., etc., \$100.00. K8CCV, Dick, 5471 Norquest, Youngstown, Ohio.

TELETYPE Wanted: Model 28KSR or 28ASR. Can do own repair so condition need not be perfect. Fred Peterson, K0JVC, RR #2, Iowa City, Iowa.

SELL: DX-60 and HG-10 VFO. Write WB6PCV, 3022 Wynwood, L.A., Calif.

KWM-2 Transceiver, Serial 10264, with 516F-2 AC power with built-in spkr. Used approximately 10 hours, like new, no scratch. Best offer E. R. Anderson, Harrison Bank Bldg., 4 Withiana, Ky.

WANTED: Mechanical filter for Collins 75A-2, Hobie, K4HRA, 64 Circen, Florence, Ky. 41042.

SELL: Brand new Eico 753 Triband SSB transceiver, \$179.95; new A. C. and D. C. supply, \$79.95 each. All wired and tested by Amateur Extra Class licensee. Gerald Williamson, P.O. Box 203, Williamston, N.C.

SFT-1: Hallicrafters SX-117 revr, \$299.00; HT-44 xmtr, \$280.00; PS-150AC power supply, \$69.00; HT-45 linear w. P-45AC power supply, \$390.00 All one owner, excellent condition. You pay shipping charges. WA1AKL, 49 Pondview Drive, Chicago Falls, Mass. 01020.

LIKE-New Collins 30S-1, \$825.00; KWS-1, \$650.00; National NCL-2000, \$475.00. Clegg Interceptor Zeus, \$725.00. W2BBV, 49 Frum Avenue, Yonkers, N.Y.

GONSET, G-76, AC-PS, in mint condition: \$30.00. WA6KUA, Box 100, Glendale, Calif.

GONSET Super 12 conv., \$25.00; AF-68 TX 80-6 M with M-1070 115 VAC, 6 and 12 VDC power spkr, ant. relay, and E-V PTT mike, \$150, all in exc. condx. K1ZDI, 174 Andover Rd., Billerica, Mass.

WANTED: Used Collins KWM-2 in good condition, complete with A.C. and 12V power supplies, and mobile mount. I will pick up within 200 miles. A. Lattig, K9NRI, 105 South Oak, Elmhurst, Ill.

SELL: B&W TR switch Model 380, \$9.00; B&W low-pass 52 and 75 ohm \$5.00 each; practice buzzer and key, \$3.00; practice sounder, \$9.00; Triplett freq. meter model 3256, \$9.00. Sorry, no ship. Phone Los Angeles 254-2344. K6MQT.

WANTED: Used QST Binders. W2DTE.

"HOSS-TRADER" Ed Moory Needs folding money to buy hay for his ponies: On a Cash, No Trade Deal, Factory Warranty Demonstrator Equipment: SR-500, \$309.00; SB-2 Linear, \$195.00; New Galaxie 5 Transceiver, \$329.00; SWAN 350, \$339.00; TR-4, \$459.00; TR-3, \$399.00; SBE-34, \$329.00; R-4, \$309.00; NCX-5, \$499.00; 14-X, \$319.00; KWM-2, \$895.00; New TA-33 Beam and Demo HAM-M Rotor, \$169.00; New Galaxie 2000 Watt linear, \$369.00; Reconditioned Gear: SB-33, \$199.00; SWAN 240, \$209.00; TR-3, \$379.00; HT-37, \$249.00; 2-B, 189.00; 20-A, \$99.00; SX-111, \$139.00; HQ-145, \$129.00; Ham-M Rotor, \$69.00; Collins KW-1, \$1095.00; HQ-125, \$399.00; 75S-1, \$298.00; Ed Moory Wholesale Radio, Box 506, DeWitt, Arkansas. Phone Whitney 6-2820. Branch Office, Ray Coker Electronics, Jackson, Miss. Phone 366-4076.

SPECIAL Small "scope tube, 1 7/16" dia. and 6" long, 6.3v fil. Low anode and deflection voltages. Electrical data furnished, \$6.95 plus postage. Wt. 1 lb. A.R.C. Sales, P.O. Box 12, Worthington, Ohio.

VIBROPLEX, Trade for Heath restorized GDO or Knight SWR meter. Must have manual. Y. Snodgrass, Box 411, Westfield, Indiana.

SELL DX-40 plus VF-1, \$55.00; 12 AV with radials, \$12.00. WA6BKN, Ken, 2426 Pebblebeach Dr., San Jose, Calif.

BEAMS: Hy-Gain TH-4, \$50.00 and 40 meter 402B, \$40.00. Both \$75. Beams down, ready to ship REA collect. WASCBL, Box 151, Benton, Arkansas.

AMATEUR Radio transmitter, single sideband, 180 watts P.E.P.; Heath Apache and sideband adapter, SB-10 in good condition, both units complete, \$195.00; also Heath Mohawk receiver, 27 tube double conversion with product detector, notch tuning and 100 kc. calibrator, \$135.00. Complete station as a unit, \$300.00 F.o.b. Athens, Georgia. Call WA4PAT phone 548-4303 at 145 Pinecrest Terrace, Athens, Ga.

VX-100, rood, \$50.00. James Tucker, 170 Hilldale, San Anselmo, Calif.



THE LEAGUE IS YOU!

Working together, the members of ARRL have for fifty years provided the base of support from which our great public-service hobby has grown and maintained the precious privileges that many amateurs now take for granted.

Through membership in the League and affiliated clubs, many people pool their knowledge, their skills, their energy, and a small part of their material resources to help one another. The result is top-notch training programs and publications, top-efficiency traffic nets, community communications programs—and an amateur radio service which is useful to our country and deserving of its privileges.

Newcomers gain from the experience of the old timers, and old timers gain from the enthusiasm of the beginners. The more we work together in the League, the greater will be our collective achievements—and our security.

Each and every radio amateur is vital to the League, and the League is vital to each and every radio amateur. Join now with over 100,000 League members so that we can all share more fully in these mutual benefits. League membership, including QST subscription, is only \$5 in the U.S., (additional licensed family members at the same address \$1), \$5.25 in Canada, and \$6.00 elsewhere.

If you are already a member, help strengthen your League by spreading this word to others!


**THE AMERICAN RADIO
RELAY LEAGUE, INC.**

Newington, Conn. 06111

Designed for



Application



COUPLINGS

Illustrated are a few of the stock miniature and standard Millen couplings. Flexible or solid-insulated. Flexible or non-insulated - normal or high torque. Also available with inverted hubs to reduce length.

JAMES MILLEN MFG. CO., INC.

MAIN OFFICE AND FACTORY
MALDEN
MASSACHUSETTS




Index of Advertisers

| | |
|---|---------------|
| Arndraeck Radio Supply | 146 |
| Alltronics-Howard Co. | 142 |
| Ameco Equipment Corp. | 109 |
| American Radio Relay League, Inc. | |
| <i>QST</i> | 157 |
| <i>Binders</i> | 112 |
| <i>Course Book</i> | 148 |
| <i>Emblems</i> | 132 |
| <i>Handbook</i> | 159 |
| <i>Hints & Kinks</i> | 146 |
| <i>License Manual</i> | 152 |
| <i>VHF Manual</i> | 134 |
| Arrow Electronics, Inc. | 131 |
| Barry Electronics | 141 |
| Brown Bros. Machine Co. | 145 |
| Budwig Manufacturing Co. | 138 |
| Burstein-Appelbee Co. | 144 |
| C C Electronics | 149 |
| Clemens Manufacturing Co. | 150 |
| Cleveland Institute of Electronics | 139 |
| Collins Radio Co. | 2 |
| Communication Products Co. | 135 |
| Cubex Co. | 140 |
| Cush Craft | 136 |
| Dames Co., Theodore E. | 138 |
| Douglas Instrument Lab. | 142 |
| DuBord, G. | 151 |
| Dynalab Co. | 124 |
| EICO Electronic Instrument Co. | 115 |
| Eitel-McCullough, Inc. | 111 |
| Eleetro-Voice, Inc. | 143 |
| Electroncraft, Inc. | 140 |
| Electrophysics Corp. | 149 |
| Fair Radio Sales | 151 |
| Fichter Electronics | 141 |
| Finney Co., The | 128 |
| Fort Orange Radio Distributing Co., Inc. | 138 |
| Fugle Labs. | 136 |
| Gain, Inc. | 140 |
| Gates Radio Co. | 136 |
| Genlec, Inc. | 132 |
| Gothard | 125 |
| Grand Central Radio, Inc. | 152 |
| Groth Manufacturing Co., R. W. | 140 |
| Hallcrafters Co., The | 1 |
| Ham Wholesale Card Club | 149 |
| Hammarlund Manufacturing Co., Inc. | 118 |
| Harrison Radio | 130 |
| Harvey Radio Co., Inc. | 137 |
| Heath Co., The | 104, 105 |
| Henry Radio Stores | 127 |
| Hy-Gain Electronics Corp. | 5 |
| Institute of Electrical & Electronics Engineers | 130 |
| Instrograph Co., Inc. | 141 |
| International Crystal Manufacturing Co., Inc. | 7 |
| ITT Mackay Marine | 150 |
| Jan Crystals | 152 |
| Justin, Inc. | 140 |
| Kahn Research Labs., Inc. | 143 |
| Lampkin Labs., Inc. | 147 |
| Lattin Radio Labs. | 151 |
| Marin Amateur Radio Supply | 142 |
| Mark Products Div. | 122 |
| Measurements Div. | 123 |
| Millen Manufacturing Co., Inc., James | 158 |
| Miller Co., J. W. | 144 |
| Mini-Products, Inc. | 114 |
| Mor-Gain | 147 |
| National Radio Co., Inc. | 103, Cov. 111 |
| National Radio Institute | 120 |
| P & H Electronics, Inc. | 132 |
| Penta Labs., Inc. | 119 |
| Poly Paks | 138 |
| Potvphase Instrument Co. | 151 |
| Productive Tool & Manufacturing Co., Inc., The | 142 |
| RCA Electronic Components & Devices | Cov. IV |
| RCA Institutes, Inc. | 145 |
| Rohn Manufacturing Co. | 116 |
| Saich & Co., Herbert | 148 |
| Sideband Engineers, Inc. | 4 |
| Skviane Products | 152 |
| Sound History Recording | 150 |
| Sparc Electronics | 144 |
| Squires-Sanders, Inc. | 107 |
| Swan Electronics Corp. | 117 |
| Telex Co. | 147 |
| Telex Labs. | 145 |
| Tribander | 152 |
| Tri-Ex Tower Corp. | 126 |
| Trigger Electronics | 133 |
| Uradilla Radiation Products | 130 |
| United State Fiberglass Co. | 142 |
| United Transformer Cop. | Cov. II |
| Van Giekie Radio Supply Co. | 149 |
| Vanguard Electronic Labs. | 147, 150 |
| Vibroplex Co., Inc., The | 151 |
| Webster Manufacturing | 113 |
| Wickliffe Industries, Inc. | 147 |
| Wilson, Inc., Willard S. | 145 |
| World Radio Labs. | 121, 129 |

1966 EDITION

**BIG ...
REVISED ...
COMPLETE ...**

THE STANDARD reference work and text for everyone—radio amateurs, engineers, lab men, technicians, experimenters, students.



*A*nnual revision is a feature of the *Handbook*, always with the objective of presenting the soundest and best aspects of current practice. The big, 1966 Edition contains new descriptions of equipment. Semi-conductor and vacuum tube tables are brought up to date. Every important aspect of amateur radio is covered: transmitting, c.w., a.m., sideband, radio-teletype; receiving; mobile; v.h.f.; propagation; antennas; construction; theory; charts; diagrams; transistors; vacuum tubes; station assembly and operation. The complete handbook!

\$4.00 USA

\$4.50 US Possessions and Canada

\$5.50 Elsewhere

Clothbound Edition \$6.50 USA, Possessions and Canada, \$7.00 Elsewhere

The AMERICAN RADIO RELAY LEAGUE, Inc.
NEWINGTON, CONN. 06111

RUSH...RUSH...RUSH TO "HAM HEADQUARTERS, U.S.A."®

WASHINGTON'S BIRTHDAY GIANT RIOT SALE

AT BOTH HARRISON STORES!

SAVE! SAVE! SAVE!



COME IN, AND
TAKE YOUR PICK OF
100 BRAND NEW
RECEIVERS & TRANSMITTERS
at and even below Regular Franchised
Distributor's Cost
Most Makes! Lots of Models!
All Fully Guaranteed!

COME IN AND CHOOSE FROM

101 FULLY GUARANTEED TOP CONDITION TRADE-INS

in the world famous Harrison Trade-In Center. At
prices chopped 'way down for this super sale!

For example:

| Quantity | SOLD FOR | | SALE PRICE! |
|----------|----------|----------|-------------|
| | New | Used | |
| 1 | \$550.00 | \$429.00 | \$315.00 |
| 1 | 495.00 | 325.00 | 239.00 |
| 1 | 179.00 | 119.00 | 69.00 |
| 1 | 275.00 | 229.00 | 149.00 |
| 1 | 439.50 | 219.00 | 139.00 |
| 1 | 499.50 | 229.00 | 139.00 |
| 1 | 154.75 | 69.00 | 39.00 |
| 1 | 299.50 | 115.00 | 79.00 |
| 1 | 525.00 | 129.00 | 99.00 |
| 1 | 329.50 | 119.00 | 79.00 |

SIMILAR VALUES ALSO IN OUR NEW JAMAICA STORE

TRADE-INS WELCOMED
BRING 'EM ALONG

ONLY ONE SPECIAL SALE
ITEM TO A CUSTOMER
Thousands of other items
specially reduced for this sale
NO DEALERS ADMITTED!

CASH & CARRY
(It will pay you to
empty the Piggy Bank
for this one!)

SURPRISE SALE! COME ON IN
— YOU'LL BE ASTOUNDED

(Sorry, we cannot give any information
by phone or mail)

ONE DAY ONLY Tuesday,
February 22nd

DOORS OPEN AT 8:30
SHOP TILL 6:15

Shop early at both stores for great deals!

AMPLE PARKING



225 GREENWICH ST.
New York, N. Y. 10007
139-20 HILLSIDE AVE.
Jamaica, N. Y.

"QUA" SOLID-STATE DEVICES RCA



Keep The Ham Household Up To Date

For the ham shack and around-the-house applications, here's the latest replacement information on RCA solid-state devices. Keeping it simple, RCA has 13 transistors, including two matched pairs for ready replacement of more than 2700 types in communications equipment, hi-fi, auto radios, and other entertainment type equipment. Two rectifiers are also available that will replace virtually any selenium or silicon rectifier having comparable ratings. RCA "Top-of-the-Line" SK-Series replacement transistors and rectifiers are available through your local RCA Distributor.

RCA "Top-Of-The-Line" Applications

- SK-3003 pnp type, AF Driver and Output Stages (9V supply)
- SK-3004 pnp type, AF Driver and Output Stages (15V supply)
- SK-3005 pnp type, RF, IF, and Converter Stages of Broadcast Receivers
- SK-3006 pnp type, RF, IF, and Converter Stages of FM and AM/FM Receivers
- SK-3007 pnp type, RF, IF, and Converter Stages of ALL-WAVE Receivers
- SK-3008 pnp type, RF, IF, and Converter Stages of Auto Radios

SK-3009 pnp type, Audio Output Stages of Auto Radios
SK-3010 npn type, AF Driver and Output Stages of Broadcast Receivers

SK-3011 npn type, RF, IF, and Converter Stages of Broadcast Receivers

SK-3012 pnp type, Audio Output Stages of Auto Radios

SK-3013 Matched pair of SK-3009

SK-3014 Drift Field type for Output and Driver Stages of Hi-Fi equipment

SK-3015 Matched pair of SK-3014

SK-3016 Silicon Rectifier for color, B/W TV, Radios, Phonographs

SK-3017 Silicon Rectifier for color, B/W TV, Radios, Phonographs

RCA "Top-Of-The-Line" Replacement Guide

You can get more detailed information from the RCA Top-of-the-Line Semiconductor Replacement Guide. It contains sections on application and operating considerations. Contact your local RCA Distributor for a copy, or write Commercial Engineering, Sect. B37SD and request SPG-202.

New! RCA Experimenter's Kits

Spark an interest in electronics for those young future hams with the new RCA Experimenter's Kits. Whether you work side-by-side with youngsters, or do it yourself, you'll find building these circuits fun, as well as practical, with dozens of useful applications.



Here is what you can make...

1. Electronic Timer.
2. Electronic Time Delay Switch.
3. Electronic Flasher.
4. Battery Charger (12 volts).
5. Battery Charger (6 volts).
6. Model Race Car and Railroad Speed Control.
7. Light-operated Switch (Turn-On).
8. Light-operated Switch (Turn-Off).
9. Electronic Heat Control (Turn-On).
10. Electronic Heat Control (Turn-Off).
11. Universal Motor Speed Control.
12. Overload Switch.
13. Electronic Synchronous Switch.
14. Lamp Dimmer.



Here's all you need...

- RCA Basic Experimenter's Kit (KD2105); Contains one silicon controlled-rectifier, two transistors, five rectifiers.
- RCA Experimenter's Manual (KM-70) 80 illustrated pages; 14 circuits and how to build them.
- RCA Add-On Light Sensor Kit (KD2106); Contains one photocell for light-operated switches.
- RCA Add-On Heat Sensor Kit (KD2110); Contains three thermistors and special solder for heat-control circuits.
- Plus readily available standard components.




Pick up a copy of the RCA EXPERIMENTER'S MANUAL (KM-70) from your local RCA Distributor, or write Commercial Engineering, Sect. B37SD and enclose 95¢. It contains complete construction and operating information on 14 circuits for dozens of control applications that you can build using RCA basic EXPERIMENTER'S KITS.



ELECTRONIC COMPONENTS AND DEVICES, HARRISON, N. J.

The Most Trusted Name in Electronics

Live a little



This desk-top amateur station by National includes the NCX-5 all-band transceiver, with digital counter read-out accurate to 1 Kc on each band and Transceive Vernier control to provide up to ± 5 Kc separation of receive and transmit frequencies. Transmit-receive selectivity is provided by National's 8-pole crystal filter with greater skirt selectivity than any filter ever manufactured for amateur equipment. The NCX-5 provides operation on upper or lower sideband, compatible AM, or break-in CW. \$685 ■ The NCX-A power supply/speaker console operates from either 115/230 V.A.C. and provides all operating voltages for the NCX-5. \$110 ■ The VX-501 VFO console provides choice of completely independent transmit-receive frequency control of the NCX-5, as well as transceive operation from either VX-501 or NCX-5, and also offers five crystal

channel positions for net or novice use. \$249.95 ■ The NCL-2000 is a completely self-contained 2 Kw SSB PEP linear amplifier for the 80 through 10 meter bands, with minimum peak output of 1300 watts. It may also be operated for CW, AM, or RTTY at 1000 watts DC input. \$685 ■ The HRO-500 is a frequency synthesized and phase-locked solid state receiver covering the five kilocycle through 30 Mc frequency range with identical 1 Kc calibration, high stability from turn-on, and 10 Kc per turn tuning rate throughout. Passband Tuning is offered for SSB and CW operation, and IF bandwidths up to 8 Kc are included. Operates from either 115/230 V.A.C. or 12 V.D.C. sources. Power drain from a 12 V. battery (with pilot lamps switched off) is 200 Ma. \$1295 ■ Not pictured is the popular NCX-3 tri-band transceiver, at \$369.

NATIONAL RADIO COMPANY, INC.



37 WASHINGTON STREET, MELROSE, MASS. 02176

World Wide Export Sales: Auriema International Group, 85 Broad St., N. Y. C.