


QST

October 1969

Pages

devoted entirely to

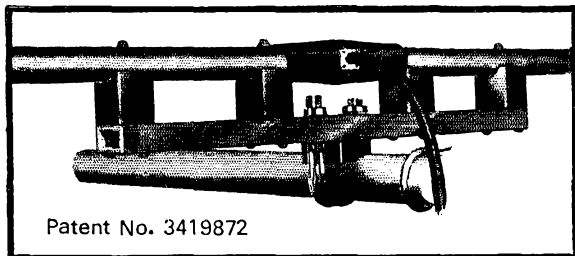
amateur radio



QST is published by the American Radio Relay League, Inc., 2215 Massachusetts Avenue, Newington, Connecticut 06111.

NEW! FROM MOSLEY

Two Single- Band Beams with



Patent No. 3419872

The
Classic
FEED

According to forecast, 1970 should be another great year for h. f. propagation conditions. Make the most of the DX openings on 10 and 15 meters with new Mosley single-band beams, the Classic 10 (Model CL-10) and the Classic 15 (Model CL-15). These beams offer the optimum spacing possible only on single-band arrays. But even more advantageous is their famous Classic Feed System (pat. no. 3419872) This "Balanced Capacitive Matching" provides maximum gain, increased bandwidth and more efficient performance because of its better electrical balance and weather proof design.


See these DX champions at your nearest Mosley dealer. For complete specifications and performance data, write factory direct for free brochure, Dept. 189.A

Mosley Electronics Inc.

4610 N. LINDBERGH BLVD., BRIDGETON MO. 63042

watts up?

SR-2000 that's what. the Hallicrafters SR-2000 transceiver is packed with watts. 2000 watts. that's WATTS of power. you can buy it today.



FEATURES: < 1 KC readout • exclusive RIT (Receiver Incremental Tuning) • AALC Amplified Automatic Level Control • built-in Noise Blanker • 100 kHz crystal calibrator, VOX, PTT, Break-in CW • < 1 uv sensitivity for 20 db S: N/N • compact rugged cabinet • 2000 watts SSB, 1000 watts CW in a package only 7¾ x 16½ x 15 inches • P-2000 AC power supply including built-in speaker, final amplifier plate metering, 110/220 VAC • See WATTS UP at your local Hallicrafters distributor today.

the hallicrafters co.

A Subsidiary of Northrop Corporation



600 HICKS ROAD
ROLLING MEADOWS, ILLINOIS 60008



EVER WONDER IF YOU'RE WANDERING?

With a Collins 32S-3 Transmitter, you'll know you're locked on frequency. That's because the 32S-3 has Collins' stable PTO, plus crystal-controlled beat frequency and HF conversion oscillators.

Don't be a drifter. See your Collins distributor.



COMMUNICATION / COMPUTATION / CONTROL

STAFF

JOHN HUNTOON, W1LVQ
Editor

E. LAIRD CAMPBELL, W1CUT
Managing Editor

GEORGE GRAMMER, W1DF
Technical Editor

DOUG DE MAW, W1CER
WALTER F. LANGE, W1YDS
ROBERT E. ANDERSON, K1TVF*
GERALD L. HALL, K1PLP
Assistant Technical Editors

EDWARD P. TILTON, W1HDQ
V.H.F., Editor

LEWIS G. McCOY, W1ICP
Beginner and Novice

ROD NEWKIRK, W9BRD
WILLIAM SMITH, K4AYO
LOUISE MOREAU, W6BBO
JOHN TROSTER, W6ISQ
Contributing Editors

ROBERT J. RINALDI, W1CNY
Advertising Manager

EDGAR D. COLLINS
Advertising Assistant

J. A. MOSKEY, W1MY
Circulation Manager

CARL E. SMITH, W1ETU
Assistant Circulation Manager

*On military leave of absence

OFFICES

225 Main Street
Newington, Connecticut 06111
Tel.: 203-666-1341

Subscription rate \$7.50 per year post-paid, U.S. funds, in Canada and U.S.; \$8 elsewhere. ARRL Membership, including *QST*, available only to individuals with a bona fide interest in amateur radio: \$6.50 per year, U.S. funds, in Canada and U.S.; \$7 elsewhere. Single copies, 75 cents. Foreign remittances should be by international postal or express money order or bank draft negotiable in the U.S. and for an equivalent amount in U.S. funds.

Second-class postage paid at Hartford, Conn. and at additional mailing offices. Copyright 1969 by the American Radio Relay League, Inc. Title registered at U.S. Patent Office. International copyright secured. All rights reserved. *Quedan reservados todos los derechos.* Printed in U.S.A.

INDEXED BY Applied Science and Technology Index, Library of Congress Catalog Card No.: 21-9421



Want to find out more about fm repeaters? See page 11 and 16 for articles on the subject.

QST

OCTOBER 1969

VOLUME LIII NUMBER 10

PUBLISHED MONTHLY, AS ITS OFFICIAL JOURNAL, BY THE AMERICAN RADIO RELAY LEAGUE INC., NEWINGTON, CONN., U. S. A. OFFICIAL ORGAN OF THE INTERNATIONAL AMATEUR RADIO UNION

—CONTENTS—

TECHNICAL —

Amateur FM and Repeaters.... <i>Les Cobb, W6TEE and Jay O'Brien, W6GDO</i>	11
Diode Switching for V.H.F. F.M. Channel Selection <i>H. D. Johnson, VE4HJ</i>	16
Gimmicks and Gadgets: A Junk Box Transistor Checker <i>Howard J. Hanson, W7MRX</i>	18
The Transistor Giant..... <i>R. Jayaraman, VU2JN</i>	20
A Dual-Band Mobile Antenna.. <i>Norman Pos, WA6KGP</i>	34
A Solid-State Sandwich for VHF <i>Doug DeMaw, W1CER</i>	37
The Swan Multidrive 2-Meter Antenna.....	42
Recent Equipment: Comdel DW 1350 Wattmeter.....	46
Technical Correspondence.....	48

BEGINNER AND NOVICE —

An Etched-Circuit Monimatch For Checking Your Antenna System..... <i>Lewis G. McCoy, W1ICP</i>	29
---	----


OPERATING —

November Sweepstakes Announcement.....	60
35th ARRL International DX Competition Results <i>Al Noone, W1KQW</i>	62
Let's Stick To Communicating.....	84

GENERAL —

ARRL Awards..... <i>Ellen White, W1YYM</i>	50
Australis-Oscar 5..... <i>William Danielson and Sheldon Glick, W1IUO</i>	54
So You Want to Win an SS Contest <i>Steve Eichman, W6IVN</i>	57
Contest Handicapping..... <i>Albert Kahn, K4FW</i>	104

ARPS.....	84	Index to Advertisers.....	174
ARRL QSL Bureau.....	95	"It Seems to Us....."	9
Coming Conventions.....	89	League Lines.....	10
Correspondence From Members	98	New Apparatus.....	47
Feedback.....109, 112		Operating News.....	113
Hamfest Calendar.....	89	Silent Keys.....	122
Happenings of the Month.....	90	Station Activities.....	119
Hints & Kinks.....	44	World Above 50 Mc.....	100
How's DX?.....	105	YL News & Views.....	110
IARU News.....	96	W1AW Schedule.....	118
		25 and 50 Years Ago in <i>QST</i> ...	112




The HAMMARLUND HQ-215

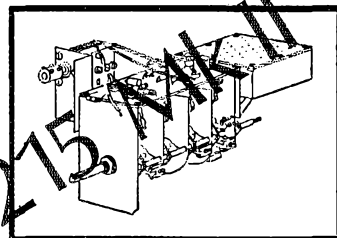
The solid state receiver for those who want to be one-up

The Hammarlund HQ-215 brings to amateur radio a fully transistorized receiver offering a new high in sensitivity, selectivity and drift-free operation. Revolutionary unitized I-beam construction coupled with modularized design provides an unusually high degree of electrical and mechanical stability. A unique carousel dial with 22" of frequency calibrations means easy reading and resetability to within 300 cycles. And heat free operation gives you long set life at peak operating condition. Here are the facts:

- FREQUENCY COVERAGE:** Complete ham band coverage, 80-15 meters; 28.5 — 28.7 mcs on 10 meters. Provision for 13 optional crystals providing 200 kc segments from 3.4 — 30.2 mcs built in.
- FREQUENCY READOUT:** Visual dial accuracy is ± 300 cycles on all bands.
- FREQUENCY STABILITY:** Less than 500 cycles per hour.



I-beam construction for strength



Modularized for electrical stability

TRANSISTORS: 26 transistors, 33 diodes and 2 Zener regulator diodes.

SELECTABLE FILTERS: 2.1 kc mechanical filter supplied. Plug-in space for two optional filters. Any filter may be switched from front panel.

MODE: Selectable USB, LSB, CW, OR RTTY.

SERVICE: SSB, CW, AM, and RTTY.

SENSITIVITY: Better than 0.5 microvolt for 10db signal-to-noise ratio.

SELECTIVITY: SSB-2.1 kc mechanical filter, 2:1 shape factor.

DIMENSIONS: Size: 6.8" H x 15.8" W x 14" D.

WEIGHT: 21 lbs.

WRITE FOR COMPLETE NEW SPECIFICATIONS ON THE NEW HQ-215 Mk II



The **HAMMARLUND** Manufacturing Company Incorporated

A subsidiary of Electronic Assistance Corporation
73-88 Hammarlund Drive, Mars Hill, North Carolina 28754


These Facts Brought To You Straight From The Shoulder By The Hams At Hammarlund

Bill Wayne K4DZT Bob W4HCS Bob W2HEL/4 'Mac' W4HHR Bob W4AEY Carol K4BHN Sw W4MVC/W2ERV Bill W4TYQ Don W84LTL Henry W6NRT/4 Bill W9KPD/4

Just Getting Started In Ham Radio?

If your interest in ham radio has only recently developed you already know by now that there are hundreds of brands of equipment from which to choose, some costly . . . some not too costly. For years, Ameco equipment has appealed to the beginner because of its modest cost, yet with engineering and manufacturing quality you would expect to find in really expensive gear. Read about our All-Wave Receiver and Novice Transmitter below, then write for our new Ameco catalog to get complete specifications on these and other moderately priced items.


Model R-5A Allwave Receiver



An exceptionally fine receiver for the short wave listener and beginning amateur operator. Fully transistorized-solid state. Covers .54 Mc through 54.0 Mc in five continuous bands. Includes standard broadcast band, all foreign broadcast bands, all amateur bands from 160 through 6 meters, all 27 Mc CB channels, all 2 way radio frequencies from 30 to 50 Mc including many police and fire departments. Controls include Beat Frequency Oscillator, Noise Limiter, Bandsread. Provisions for external "Q" multiplier. Compare with tube-type units costing as much!

Wired and tested \$99.95
 Battery adapter kit. (permits operation from 12 VDC or eight "D" cells) \$ 3.95

Model AC-1 Novice CW Transmitter Kit



The ideal kit for the beginner who requires a reliable TVI suppressed transmitter. Keying is clean and chirp-free. Crystal controlled, PI-network Output Circuit. Includes AC Power Supply. For 40 and 80 meters, CW. Fifteen watts input. Kit is simple to build and easy to operate.

Kit with coil for any 1 band, including tubes \$23.95
 Extra coil kit for any 1 band, CK-1 1.00

Ameco Books and Records

Radio Amateur Theory Course: Gives sufficient information to pass the FCC exams for the Novice, Technician, General and Conditional Classes of Amateur Licenses. The Ameco Theory Course is the shortest path to getting a ham ticket.

No. 102-01, Over 300 pages \$3.95

Radio Amateur License Guide: A study guide for those preparing for the Novice, Technician, Conditional and General Classes of Amateur licenses. Contains over 200 questions and answers.

No. 5-01, 32 pages 50¢

Mastering the Morse Code: Teaches the beginner how to learn the International Morse Code.

No. 6-01, 32 pages 50¢

Ameco Jr. Code Course: Fastest, simplest way to learn code. Contains 10 lessons and one 12" record in the 33 rpm series. Sample FCC-type exams included.

Complete Jr. Code Course (100 series) \$3.95




Division of Aerotron, Inc.
 P. O. Box 6527 Raleigh, North Carolina 27608

Section Communications Managers of the ARRL

Reports Invited. All amateurs, especially League members, are invited to report station activities on the first of each month (for preceding month) direct to the SCM, the administrative ARRL official elected by members in each Section. Radio club reports are also desired by SCMs for inclusion in QST. ARRL Field Organization station appointments are available in areas shown to qualified League members. General or Conditional Class licensees or higher may be appointed ORS, OVS, OPS, OO and OBS. Technicians may be appointed OVS, OBS or V.H.F. PAM. Novices may be appointed OVS. SCMs desire application leadership posts of SEC, EC, RM and PAM where vacancies exist.

ATLANTIC DIVISION			
Delaware	K3NYG	John L. Penrod	RFD 1
Eastern Pennsylvania	W3HLK	George S. Van Dyke, Jr.	4007 Convent Lane
Maryland-D. C.	K3LEF	John Munnolland	309 Holland Rd.
Southern New Jersey	W2ZL	Edward G. Raser	19 Blackwood Drive
Western New York	K2KTK	Richard M. Pitzeruse	303 Woodland Rd.
Western Pennsylvania	W3GJY	John F. Wojtkiewicz	1400 Chaplin St.
CENTRAL DIVISION			
Illinois	W9PRN	Edmond A. Metzger	1520 South 4th St.
Indiana	W9BUQ	William C. Johnson	2338 Hillside Ave.
Wisconsin	K9GSC	Kenneth A. Ebner	822 Wauona Trail
DAKOTA DIVISION			
Minnesota	W0PAM	Larry J. Shima	11417 Goodrich Rd. So.
North Dakota	W0DM	Harold L. Sheets	21 Euclid Ave.
South Dakota*	W40CPX	Ed Gray	RFD 1
DELTA DIVISION			
Arkansas*	WA5LIS	Robert D. Schaefer	409 West Cedar
Louisiana	W5PM	J. Allen Swanson, Jr.	RFD 1, Box 354-E
Mississippi	WA5KEY	Clifton C. Comfort	310 E. Washington St.
Tennessee	K4RCT	Harry A. Phillips	5200 Oak Meadow Ave.
GREAT LAKES DIVISION			
Kentucky	W40VI	George S. Wilson, III	2113 Old Cabin Road
Michigan	K8HKM	Joseph L. Pont	P.O. Box 288
Ohio	W8ETU	Richard A. Egbert	6479 Red Fox Road
HUDSON DIVISION			
Eastern New York	K28JN	Graham G. Berry	50 Parcot Ave.
N. Y. C. & Long Island	K2LDB	Blaine S. Johnson	268 Cypress St.
Northern New Jersey	W2ZZ	Louis J. Amoroso	180 Pleasant Ave.
MIDWEST DIVISION			
Iowa	K0M1X	Wayne L. Johnson	Rural Route #1
Kansas	K0BXF	Robert M. Summers	3045 North 72nd
Missouri	W9BY	Robert J. Peavler	Box 4
Nebraska	K0OAL	V. A. Cashion	334 Pine St., Box 488
NEW ENGLAND DIVISION			
Connecticut	W1GVT	John J. McNassor	218 Berlin Ave.
Eastern Massachusetts	W1ALP	Frank L. Baker, Jr.	85 Solar Ave.
Maine	K1TEV	Peter E. Sterling	39 Latham St.
New Hampshire	K1QES	Donald Morgan	Hayview Drive, P.O. Box 65
Rhode Island	K1AAV	John E. Johnson	30 Fruit St.
Vermont	K1MPN	E. Reginald Murray	3 Hillcrest Drive
Western Massachusetts	W1BVR	Fercy C. Noble	P.O. Box 5
NORTHWESTERN DIVISION			
Alaska	KL7AEQ	Albert F. Weber	Box 735
Idaho	W7ZNN	Donald A. Crisp	3408-8th St. F
Montana	W7TYN	Joseph A. D'Arcy	1918 Haggin Ave.
Oregon	K7WWR/WA7KTV	Dale T. Justice	1369 N. E. Sunrise Lane
Washington	W7JWJ	Harry W. Lewis	10332 Sandpoint Way, N.E.
PACIFIC DIVISION			
East Bay*	WB6DHF	Paul J. Parker	2236 Whyte Ave.
Hawaii	KH6BZL	Lee R. Wical	45-601 Luleku Rd.
Nevada	W7PHV	Leonard M. Norman	652 Utah St.
Sacramento Valley	W6KYA/W7A8JDT	John F. Minke, III	6230 Rio Bonto Drive
San Francisco	WA7AUD	Walter Cassidy	77 Cedar St.
San Joaquin Valley	W6JPU	Ralph Saroyan	6204 E. Townsend Ave.
Santa Clara Valley	W8VZT	Albert F. Gaetano	115 Old Adobe Rd.
ROANOKE DIVISION			
North Carolina	WA4UQC	Calvin M. Dempsey	1604 West Canal St.
South Carolina	W4PED	Charles N. Wright	711 Merriweather Drive
Virginia	W48HJ	H. J. Hopkins	8800 Hammett Ave.
West Virginia	W8JM	Donald B. Morris	1136 Morningstar Lane
ROCKY MOUNTAIN DIVISION			
Colorado	W9SIN	Charles M. Cotterell	430 South Swadley St.
New Mexico	W5NUI	James R. Prime, D.V.M.	P.O. Box 1128
Utah	W7QWH	Thomas H. Miller	3148 South 3360 East
Wyoming	W7CQL	Wayne M. Moore	142 South Montana Ave.
SOUTHEASTERN DIVISION			
Alabama	W4WLG	Donald W. Bonner	2208 Rodgers Dr.
Canal Zone	KZ5OB	Russell E. Oberholzer	P.O. Box 107
Eastern Florida*	W4YFX	Ronald J. Locke	7306 Arbie Drive
Georgia	W4RZL	Howard L. Schoner	P.O. Box 1902
West Indies	KP4CO	José Medina-Hernández	Box 1480
Western Florida	W4RCH	Frank M. Butler, Jr.	323 Elliott Rd., S.E.
SOUTHWESTERN DIVISION			
Arizona	W7CAF	Gary M. Hamman	2813 E. Campbell Ave.
Los Angeles	WA8KZI	Harvey D. D. Hetland	2008 Cedar St.
Orange	W8DEY	Roy R. Maxson	1434 South Olive St.
San Diego	WA6COE	Richard E. Lefrier	1912 Milford Pl.
Santa Barbara	WA8OKN	Cecil D. Hinson	1933 Coventry Court
WEST GULF DIVISION			
Northern Texas	W5LR	L. E. Harrison	1314 Holly Glen Drive
Oklahoma	W5PML	Cecil C. Cash	1802 Smith Ave.
Southern Texas	W5AIR	G. D. Jerry Sears	5634 Eskridge St.
CANADIAN DIVISION			
Alberta	VE8FK	Don Sutherland	444-25th Ave., N.E.
British Columbia	VE7FB	H. E. Savage	4553 West 12th Ave.
Manitoba	VE4JT	John Thomas Stacey	19 Cottonwood Cres.
Maritime	VE1NR	William J. Gillis	Shediac Road, RR 6
Ontario	VE3BJX	Robert A. White	6 Northwood Crescent
Quebec	VE2OJ	Jim Ivey	1755 Brookdale Ave.
Saskatchewan	VE5HP	Gordon C. Pearce	1903 Connaught St.
Townsend 19734			
Philadelphia 19114			
Severna Park, Md. 21146			
Wilburtha Gardens			
Trenton 08628			
Syracuse 13219			
Conway 15027			
Springfield 62703			
Indianapolis 46218			
Portage 53901			
Bloomington 55431			
Grand Forks 58201			
Burke 57523			
Brinkley 72021			
Covington 70433			
Kosciusko 39090			
Memphis 38128			
Owensboro 42301			
Holt 48942			
Reynoldsburg 43068			
New Rochelle 10801			
Masapequa Park, L. I. 11762			
Bergenfield 07821			
Kellerton 50133			
Kansas City 66109			
Chadron 69301			
Chadron 69337			
Southampton 06489			
Braintree 02185			
So. Portland 04008			
Laconia 03248			
Pawtucket 02860			
Montpelier 05602			
Lanesboro, 01237			
College 99735			
Lewiston 83501			
Anaconda 57911			
Hillsboro 97123			
Seattle 98125			
Walnut Creek 94595			
Kaneohe 96744			
Boulder City 89005			
Carmichael 95608			
San Ramon 94601			
Fresno 93702			
Los Gatos 95030			
Tarboro 27886			
North Augusta 29841			
Norfolk 23503			
Fairmont 26554			
Lakewood 80228			
Los Alamos 87544			
Salt Lake City 84109			
Casper 82601			
Huntsville 35811			
Margarita			
Jacksonville 32211			
Columbus 31902			
Marysville, E. R. 00709			
Fort Walton Beach 32548			
Phoenix 85016			
Alhambra 91801			
Santa Ana 92707			
El Cajon 92020			
Thousand Oaks 91360			
Dallas 75232			
Lawton 73501			
Houston 77023			
Calgary, Alta.			
Vancouver 8, B. C.			
Brandon			
Moncton, N. B.			
Belleville			
Dorval, P. Q.			
Regina			

* Official appointed to act temporarily in the absence of a regular official



International BAX-1 Broadband Amplifier is a general purpose unit which may be used as a tuned or untuned amplifier in RF and audio application. For example: when used as untuned RF pre-amplifier connect between antenna and receiver antenna posts. Ideal for SWL, Experimenter or Amateur applications. Easy to build. Complete Kit.....\$3.75

SPECIFICATIONS:

1. Power9 to 15 volts dc @ 10 ma
2. Frequency Range.....20 Hz to 150 MHz
3. Gain at 1 MHz.....30 db
Gain at 150 MHz.....6 db
4. Response ref 1 mhz.....down 6 db at 50 hz ,
±3 db 100 hz to 10 mhz
down 15 db at 100 mhz
down 24 db at 150 mhz
5. Operational Impedance.....50 to 500 ohms
6. Noiseless than 10 microvolts rf
across 50 ohms; audio
less than .0005 volts
7. Maximum Input Level......01 volts ac
8. Output at Maximum Input...50 ohms — .1 volt
(at 1 mhz).....500 ohms — .5 volt
- Size inches.....1½" x 1½" x 1"
- Mounting4 holes with spacers

Write for complete catalog.

**6 to 30
DB GAIN!**
WITH **ICM** LOW COST
**BAX-1 BROADBAND
AMPLIFIER** (20 Hz to 150 MHz)



CRYSTAL MFG. CO., INC.
10 NO. LEE • OKLA. CITY, OKLA. 73102

THE AMERICAN RADIO RELAY LEAGUE, INC.,

is a noncommercial association of radio amateurs, bonded for the promotion of interest in amateur radio communication and experimentation, for the relaying of messages by radio, for the advancement of the radio art and of the public welfare, and for the representation of the radio amateur in legislative matters, and for the maintenance of fraternalism and a high standard of conduct.

It is an incorporated association without capital stock, chartered under the laws of Connecticut. Its affairs are governed by a Board of Directors, elected every two years by the general membership. The officers are elected or appointed by the Directors. The League is noncommercial and no one commercially engaged in the manufacture, sale or rental of radio apparatus is eligible to membership on its board.

"Of, by and for the amateur," it numbers within its ranks practically every worth-while amateur in the nation and has a history of glorious achievement as the standard-bearer in amateur affairs.

Inquiries regarding membership are solicited. A bona fide interest in amateur radio is the only essential qualification; ownership of a transmitting station and knowledge of the code are not prerequisites, although full voting membership is granted only to licensed amateurs.

All general correspondence should be addressed to the administrative headquarters at Newington, Connecticut.



Past Presidents

HIRAM PERCY MAXIM, W1AW, 1914-1936
EUGENE C. WOODRUFF, W8CMP, 1936-1940
GEORGE W. BAILEY, W2KH, 1940-1952
GOODWIN L. DOSLAND, W8TSN, 1952-1962
HERBERT HOOVER, JR., W6ZH, 1962-1966

Officers

President ROBERT W. DENNISTON,* WØDX
Box 73, Newton, Iowa 50208
First Vice-President WAYLAND M. GROVES,* W5NW
1406 West 12th Street, Odessa, Texas 79760
Vice-Presidents ROEMER O. BEST, W5QKF
P. LANIER ANDERSON, JR., W4MWH
Secretary JOHN HUNTOON, W1WQ
Treasurer DAVID H. HOUGHTON
225 Main St., Newington, Connecticut 06111

• • • • •

Honorary Vice-President FRANCIS E. HANDY, W1BDI

• • • • •

General Manager JOHN HUNTOON,* W1WQ
Communications Manager GEORGE HART, W1NJM
Technical Director GEORGE GRAMMER, W1DF
Assistant General Manager RICHARD L. BALDWIN, W1UE
Assistant Secretaries PERRY F. WILLIAMS, W1UE
WM. I. DUNKERLEY, JR, WAZINB ROBERT M. MYERS, W1FBY
225 Main St., Newington, Connecticut 06111

• • • • •

General Counsel ROBERT M. BOOTH, JR., W3PS
1150 Connecticut Avenue, N. W., Washington, D. C. 20036

Associate Counsel ARTHUR K. MEEN, Q.C., VE3RX
Suite 2212, 44 King St. West, Toronto 1, Ont.

DIRECTORS

Canada

NOEL B. EATON* VE3CJ
Box 690, Waterdown, Ontario
Vice-Director: Colin C. Dumbrie VE2BK
R. L. B. LaChute, Quebec

Atlantic Division

GILBERT L. CROSSLEY W3YA
734 West Foster Avenue, State College, Pa. 16801
Vice Director: Harry A. McConaghy W3EPC
8708 Fenway Dr. Potomac, Bethesda, Md. 20034

Central Division

PHILIP E. HALLER W9HPG
6000 S. Tripp Ave., Chicago, Ill. 60629
Vice-Director: Edmond A. Metzger W9PRN
1520 South Fourth St., Springfield, Illinois 62703

Dakota Division

CHARLES G. COMPTON* W9BUO
Box 226A R.R. 1, South St. Paul, Minn. 55075
Vice Director: John M. Maus W0MBD
Oakdale Addition, St. Cloud, Minn. 56301

Delta Division

PHILIP P. SPENCER W5LDH/W5LXX
575 Amethyst St., New Orleans, La. 70124
Vice Director: Max Arnold W4WFHN
612 Hogan Road, Nashville, Tenn. 37220

Great Lakes Division

ALBAN A. MICHEL W8WC
359 Bonham Rd., Cincinnati, Ohio 45215
Vice Director: Charles C. Miller W8JSU
4872 Calvin Drive, Columbus, Ohio 43227

Hudson Division

HARRY J. DANNALS* W2TUK
16 Arbor Lane, Dix Hills, N.Y. 11748
Vice Director: Stan Zak K2BJO
31 Jennifer Lane, Port Chester, New York 10573

Midwest Division

SUMNER H. FOSTER W8GQ
2110 Goblins Gully Dr., S.E., Cedar Rapids, Iowa
52403
Vice-Director: Ralph V. Anderson K0NLN
528 Montana Ave., Holton, Kansas 66436

New England Division

ROBERT YORK CHAPMAN W1QV
28 South Road, Groton, Conn. 06340
Vice-Director:

Northwestern Division

ROBERT B. THURSTON W7PGY
7700 31st Ave., N.E., Seattle, Wash. 98115
Vice-Director: David O. Bennett W7QLE
Box 465, St. Helens, Ore. 97051

Pacific Division

J. A. DOC GMELIN W6ZRJ
10835 Willowbrook Way, Cupertino, Calif. 95014
Vice-Director: G. Donald Eberlein W6YHM
P. O. Box 475, Palo Alto, Calif. 94302

Roanoke Division

VICTOR C. CLARK* W4KFC
12927 Popes Head Road, Clifton, Va. 22024
Vice-Director: L. Phil Wicker W4ACY
4821 Hill Top Road, Greensboro, N. C. 27407

Rocky Mountain Division

CARL L. SMITH WØBWJ
1070 Locust St., Denver, Colo. 80220
Vice-Director: Thomas B. Banks W5HJ
6500 Mossman, N.E., Albuquerque, N. M. 87110

Southeastern Division

CHARLES J. BOLVIN K4KQ
2210 S.W. 27th Lane, Miami, Fla. 33133
Vice-Director: Albert L. Hamel K4SJI
220 N.E. 25th Street, Pompano Beach, Fla. 33064

Southwestern Division


JOHN R. GRIGGS W6KWV
11422 Zelsah Ave., Granada Hills, Calif. 91344
Vice-Director: Arnold Dahلمان W6UEI
14940 Hartland St., Van Nuys, Calif. 91405

West Gulf Division

ROY L. ALBRIGHT W6EYB
107 Rosemary, San Antonio, Texas 78209
Vice-Director: Lester L. Harbin W5BNG
4515 Calmont, Fort Worth, Texas 76107

* Member Executive Committee

"It Seems to Us..."



CAMILLE

SECTION 97.1(a) of FCC rules, stating the basis for existence of amateur radio, reads as follows:

"Recognition and enhancement of the value of the amateur service to the public as a voluntary noncommercial communication service, particularly with respect to providing emergency communications."

This language, adopted in 1951, only recognized a situation which had long existed; in the 50 years since 1919, amateur radio has been a principal—if not the only—communications link following a hundred major and a much greater number of less consequential disasters.

Despite lessons learned and improvements made in the official warning systems and other preparations for hurricanes, Camille wreaked death and heavy destruction along the Gulf coast as well as to its northeast. Despite lessons learned and improvements made in the preparations for disaster communications among various *other* radio services, it is still *amateur* radio which fills the gap when plans go awry. As a prime example, the adjacent letter from the New Orleans Chapter of the American Red Cross makes quite plain the extent to which amateurs are fulfilling their responsibilities.

In recent years there has been a tendency among a segment of amateurs—fortunately a small one—to feel that our usefulness in emergency is more and more limited. They argue that modern planning and sophisticated communications systems make us obsolete. They point to the growth of land mobile (taxi, utility company, etc.) and citizens radio as supplanting the traditional role of the amateur in disaster.

Let us hear no more of this kind of talk. And, through enrollment in AREC, NTS, RACES, or other organized amateur group, let more of us dedicate ourselves to preparedness in continuing to successfully fill our role as emergency communicators.

QST

NEW ORLEANS CHAPTER

THE AMERICAN NATIONAL RED CROSS



August 28, 1969

American Radio Relay League
Newington, Conn. 06111

Gentlemen:

The American Red Cross wishes to commend the excellent work done by Amateur Radio Operators during and after the disaster created by Hurricane Camille.

Amateur Radio was the only communication that the American Red Cross had for 10 days following this disaster with four of our disaster centers on the southeast Mississippi Gulf Coast.

The American Red Cross through these Amateur Radio Operators' facilities were able to supply these disaster centers with their medical, nursing, personnel, drugs, food and shelter requirements.

It was by amateur communication also that we were able to inform hurricane victims of time and locations of mass evacuations through local broadcast stations.

Because of the great number of ARRL members and Radio Clubs whose services and skills were used in this connection, it is impossible to thank them individually.

We request that the American Radio Relay League express our appreciation to them.

Only through the dedication of volunteers such as these make the work of the American Red Cross possible in times of disaster.

Yours very truly,

NEW ORLEANS CHAPTER, THE
AMERICAN NATIONAL RED CROSS

John B. Smallpage, Chairman

League Lines . . .

As this issue goes to press in early September, Amsat has not yet received a final launch commitment for Australis-Oscar 5. We do know, though, that a launch will not occur before October 15. So, if you're not yet ready to listen to the next amateur satellite, you still have time! An article on tracking starts on page 54 of this issue. In the meantime, listen to WIAW bulletins for possible late info on the launch.

Which reminds us that FCC continues to develop preliminary views on what the U.S. position should be at the space conference scheduled for Geneva in June of 1971. Still in the documents, with strong ARRL support, is a proposal to add to the international definition of amateur radio a broad authorization for space activity (of course within the limits of the allocations table).

Hq. Awards Committee mostly disagree but bows to the recommendation of the Contest Advisory Committee to drop power multipliers in this year's SS for one-time trial. In any event, with your score this year let us know whether the new rule should continue for 1970.

We had long contemplated a tear-out chart in this issue showing the final incentive-licensing band segments. But repeated FCC statements of their intentions to make a last-minute full review raises the possibility that our chart might be wrong, even if only in minor respects. So we'll have to put it off a couple of months and rely on WIAW and other routes for spreading the word on any FCC announcement of change.

FCC has clarified the call-sign identification requirements under its "tail-ending" rule change, and its interpretation avoids some of the hardships in rapid-contact (contest) operation. See page 90.

Old and creaky though it may make us (and some of you!) feel, this month we're starting a 50-years-ago column (page 112). These were some of the most exciting times in ham radio, and we hope you enjoy reading the brief summaries.

Except for continued rumblings about a west-coast case, reports on obscene and profane on-the-air conversations by amateurs have pretty much subsided since a crack-down earlier this year by FCC. Let us hope the trend continues toward a more responsible exercise of our rights to free speech.

Quote-of-the-month, from ARRL Director W4KFC: "In ham radio we have the ultimate hobby, one that offers us another world to escape to, but with the advantage of strengthening, rather than abandoning, our real world involvements. The world is filled with lonely people, but it is hardly possible to be a lonely ham."

Novices/Techs/Conditionals: when taking the General, the same \$4 fee will cover the Advanced, too, if applied for at the same time. If you pass the General you get that class, even if you fail the Advanced. Why not try both?

We understand the hams in Phoenix were so enthusiastic after seeing K7UGA's copy of the new ARRL film that they arranged for showing it during intermission at a local movie house -- where it also received acclaim.

AMATEUR FM and REPEATERS

BY LES COBB, W6TEE,*
and JAY O'BRIEN, W6GDO**


ALTHOUGH amateur fm has been the subject of a number of theory and construction articles in *QST* and other publications since before WWII, it didn't get off the ground until recently. The claimed advantages of fm couldn't outweigh the additional receiver complexity required to fully obtain these improved results. The picture was changed, however, as large quantities of used commercial fm mobile equipment became available to the amateur.

This older equipment, some of it made obsolete for commercial service by changes in FCC requirements and by newer solid-state equipment, has become the new "surplus" equipment for hams. The ham tinkering instinct, long fueled by military surplus equipment, has been frustrated recently by the lack of such equipment suitable for modern amateur communications. Fm'ers, however, have rediscovered the old fun associated with adaptation and modification of inexpensive equipment. But it should not be inferred that fm equipment normally requires extensive conversion for amateur use. With many units, slight padding of certain tuned circuits and retuning to the amateur band is all that is required. Once the rig is on the air, though, much innovation is possible.

* President, Mt. Vaca Radio Club, 4124 Pasadena Ave., Sacramento, Calif. 95821

** Member, ARRL VHF Repeater Advisory Committee, 6606 Fifth St., Rio Linda, Calif. 95673

The recent upsurge in fm activity in amateur operating has brought with it new techniques, procedures and standards that provide a perpetual source of questions for the fm newcomer. This article discusses fm operating practices and the closely related subject of amateur repeaters.




This is a view of the Mt. Vaca Radio Club repeater site on Wolf Mountain (2600 ft), 40 miles NE of Sacramento, Ca. The equipment is installed in a "vault." Several antennas are seen above the building, but only one antenna system is used by WA6UGS for its repeater.

Fm Characteristics

What are the technical advantages of fm? Many misconceptions exist on this subject due to popular oversimplification of fm theory. Fm has a noise advantage over a-m as long as the received signal is above the threshold of receiver sensitivity. The amount of fm noise improvement is proportional to the deviation or bandwidth occupied by the signal. A wide-band fm signal will have a greater quieting effect than a narrow-band fm signal of the same strength. As the deviation is lowered (assuming the receiver bandwidth is narrowed at the same time) the signal characteristics will become more like a-m. An fm signal with ± 3 -kHz deviation (nbfm) and an nbfm receiver will have a signal-to-noise ratio and threshold similar to a-m. The point usually missed is that the quieting effect of the wide-band signal is at the expense of receiver threshold. In other words, a-m has a greater range in weak-signal work, but fm will provide greater noise suppression in local work.

If this is true, why do amateur fm mobiles have a greater range than the average a-m mobile? The answer to that is simple. Typical 2-meter fm mobile transmitters, for example, are rated at 30 to 60 watts rf output power (50-100 watts input), or about 10 dB more output than most 2-meter a-m mobile rigs. Some writers have also claimed better receiver sensitivity for fm equipment. This is not exactly true, as the pentode rf stage in many vintage fm rigs can



Most fm mobile work is done with trunk-mounted equipment. This means that only the control head, speaker, and tone-signaling box (if used) are mounted in the driver's compartment. In this view of the W6TEE mobile installation one can see the fm controls, plus an hf transceiver for use on other amateur bands.

stand some improvement in noise figure. But, in general, the least sensitive fm receivers are still better than many of the simpler a-m receivers in common use.

Part of the unique nature of amateur fm operating is due to the effect of the equipment capabilities on operating practices. Fm equipment, as obtained from commercial users, is designed for fixed-frequency operation (but not necessarily single-frequency operation) with both the transmitter and receiver crystal controlled. When first faced with this unfamiliar configuration, the early fmers, rather than trying to modify the equipment to fit a preconceived mold of tunable receivers and random frequency operation, developed new techniques to better use the equipment and the mode. They found that channelized operation with squelched receivers permitted continuous monitoring of the active frequencies. They found that long, time-consuming calls and CQs were no longer necessary to establish communications, as all receivers on the channel came alive with their first word. Mobile operation became possible for those with only a short time to spend.

Fm Operating

What operating procedures are followed on an fm channel? Only one generalization can be made. Long transmissions are out. Natural, short transmissions, such as practiced by the better sideband operators, are usually encouraged. The old monopoly switch routine, where the operator gabs to himself for 10 minutes at a time, should have disappeared from ham radio with the antenna knife switch, but still clutters up the vhf bands on a-m. Other than that, operating procedures are a matter to be determined by the local channel users. Some channels are calling chan-

nels on which extended rag-chewing is discouraged, whereas other channels, or the same channel in another area, may be alive with chit-chat. This is a matter of local determination, influenced by the amount of activity, and should be respected by the new operator and the transient mobile operator alike.

One question that always comes up in connection with amateur fm involves the use of the "10 code". Some groups, having members who are in the two-way radio repair or law enforcement business, have carried the use of this code over into their amateur operating. However, many feel that this code offers little or no communications enhancement to amateur operating and that its use is an affectation. Plain language in many cases is as fast and requires no clarification or explanation to anyone.

Fm, more than a-m, requires precise frequency netting and high-quality crystals for best results. An off-frequency signal will be received with distortion and will not have full noise rejection. For this reason, fm transmitters and receivers have oscillator adjustments to permit an exact setting of the crystal in each.

Standard channel frequencies have been agreed upon to permit orderly growth and to permit communications from one area to another. On 2 meters, it has been agreed that any frequency used will fall on increments of 60 kHz, beginning at 146.040 MHz. The national calling frequency is 146.940 MHz (or "nine-four"). On 6 meters, the national calling frequency is 52.525 MHz, with other channels having 40-kHz spacing beginning at 52.560 MHz. Ten-meter fm activity can be found on 29.600 MHz. Recommendations for 10 meters and 220 MHz are for 40-kHz channel spacing starting at 29.040 and 220.020 MHz. Usage of the 420-MHz band varies from area to area, as it is used for control channels, repeaters, and remote bases, as will be discussed later. As an example, in California activity begins at 449.950 MHz and progresses down to below 435 MHz in 50-kHz increments.

Deviation

Now that you have read all of these facts about fm, you should know that it is not strictly fm that we have been talking about, but actually pm or phase modulation. The equipment available for amateur use, originally used on commercial vhf "fm" uses pm, not fm. Both fm and pm are forms of angular modulation, but through usage, fm has become the generic term covering both. Since both are easily generated, our only real concern is in the difference in signal characteristics. A phase-modulated signal will have a rising audio response at the higher frequencies when detected by an fm discriminator. For this reason, a simple RC circuit is placed on the discriminator output to roll off the higher frequencies to achieve a flat response. A true fm-generated signal must then have a high frequency boost to sound natural on a receiver designed to receive pm. It should be noted that this frequency slope is completely across the

audio bandpass (at least 300 to 3000 Hz) and should not be confused with pre-emphasis in broadcast fm which applies only to a portion of the audio range.

Commercial equipment frequently has speech clipping in the transmitted audio. This not only permits the commercial user to meet FCC deviation requirements, it also permits the amateur to maintain a high audio level without deviating outside the receiver passband. When deviation is excessive, the receiver will actually lose the signal on modulation peaks and the squelch will close. Complementary RC circuits are employed before and after the clipper to overcome the rising modulation characteristic of pm to produce a constant peak frequency deviation without altering the basic frequency response. When the audio level is lower than the preset maximum, the clipper and its associated RC circuits will have no net effect.

Two deviation standards are commonly found. The older standard — “wide-band” — calls for a maximum deviation of 15 kHz. The newer standard — “narrow-band” — imposed on commercial users by the splitting of their assigned channels, is 5 kHz. The deviation to be employed by amateurs on frequencies where fm (other than nbfm) is permitted is not limited to a specific value by the FCC, but it is limited by the excellent bandpass filters found in fm receivers. In general, a receiver with a filter for 5-kHz deviation will not intelligibly copy a signal with 15-kHz deviation. Although some work is being done with 5-kHz deviation, most amateur work is with 15-kHz deviation. In some areas, a compromise deviation of 7 or 8 kHz is used with some success with both wide and narrow receivers. When necessary, receiver filters can be exchanged to change the bandpass.

Repeaters

A repeater is a device which retransmits received signals in order to provide improved communications range and coverage. This communications enhancement is possible because the repeater can be located at an elevated site which has coverage superior to that obtained by most stations. A major improvement is usually found when a repeater is used between vhf mobile stations, which normally are severely limited by their low antenna heights and resulting short communications range.

Although a-m repeaters are in use in some parts of the country, the recent upsurge in repeater interest was brought about by amateur fm. Proximity effects encountered between a repeater receiver and transmitter are quite troublesome with a-m, but are present to a much lesser degree with fm. Also, a-m repeater performance is degraded by off-frequency operation by some users through the use of inexpensive crystals in oscillators having widely varying characteristics. Fm equipment, however, is designed for spot-frequency operation, minimizing this problem. Although some of the following information will apply to a-m repeaters, much of

it is based directly on fm techniques.

The simplest repeater consists of a receiver with its audio output directly connected to the audio input of an associated transmitter tuned to a second frequency. In this way, everything received on the first frequency is retransmitted on the second frequency. As a practical matter, certain additional features will be required to produce a workable repeater. These are shown in Fig. 1A. The COR or carrier-operated relay is a device connected to the receiver squelch circuit which provides a relay-contact closure to key the transmitter, when an input signal of adequate strength is present. As all amateur transmissions require a licensed operator to control the emissions, a “control” switch is provided in the keying path so that the operator may exercise his duties. This repeater, as shown, is suitable for installation where an operator is present, such as the home of a local amateur with a superior location, and would require no special licensing under existing rules.

Unfortunately, most groups intending to install a repeater do not have a suitable location that has a licensed operator on hand. In this instance, a special license for remote-control operation must be obtained and provisions made to control the equipment over a telephone line, or a radio circuit, 220 MHz or higher. The licensed operator must then be on hand at an authorized control point. Fig. 1B shows the simplest system of this type. The control decoder may be variously designed to respond to simple audio tones, dial-pulsed tones, or even “touch-tone” signals. If a leased telephone line is so specified, dc control voltages may be sent directly, requiring no decoder. A 3-minute timer to disable the repeater transmitter is provided for

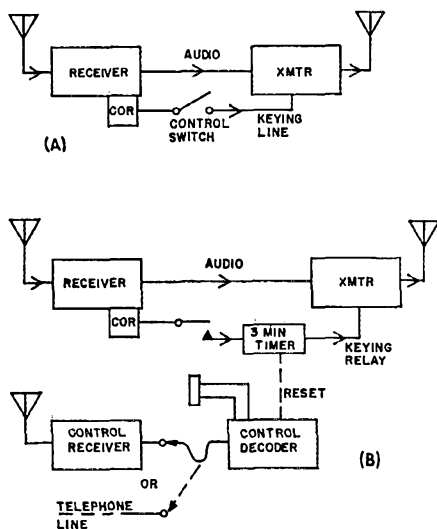


Fig. 1—Simple repeaters. The system shown at (A) is for local control. Remote control is shown at (B).

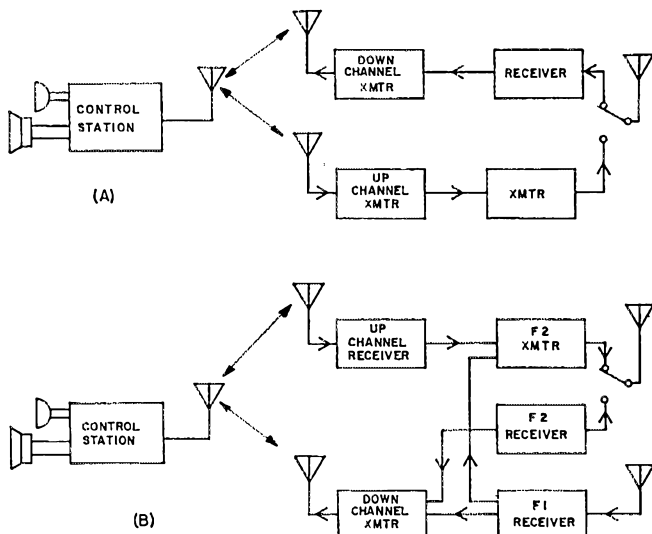


Fig. 2—A remote base is shown at (A). A repeater with remote base operating capability is shown at (B). Control and keying circuits are not shown. Telephone line control may be substituted for the radio control channels shown.


fail-safe operation. This timer resets during pauses between transmissions and does not interfere with normal communications. The system just outlined is suitable where all operation is to be through the repeater and where the frequencies to be used have no other activity.

Remote Base

Before we can discuss more sophisticated repeaters, we must explain the "remote-base" type of operation. The remote base, like the repeater, utilizes a superior location for trans-

mission and reception, but it is basically a simplex device. That is, it transmits and receives on a single frequency in order to communicate with other stations also operating on that frequency. The operator of the remote base listens to his hilltop receiver and keys his hilltop transmitter over his 220-MHz or higher control channels (or telephone line). Fig. 2A shows such a system. Control and keying features have been omitted for clarity. In some areas of high activity, notably Los Angeles, repeaters have all but disappeared in favor of remote base, due to the interference to simplex activity caused by repeaters unable to monitor their output frequency from the transmitter location.

Fig. 2B shows a repeater that combines the best features of the simple repeater and the remote base. Again, necessary control and keying features have not been shown, in order to simplify the drawing. This repeater is compatible with simplex operation on the output frequency because the operator in control monitors the output frequency from a receiver at the repeater site between transmissions. The control operator may also operate the system as a remote base. This type of system is almost mandatory for operation on one of the national calling frequencies, such as 146.940 MHz, because it minimizes interference to simplex operation and permits simplex communications through the system with passing mobiles who may not have facilities for the repeater input frequency.



This photo shows the Wolf Mountain repeater equipment which is rack mounted and neatly placed inside the shared vault. This equipment is a complete working system of the type described in the text. The local control and test panel is mounted on the open door.

The audio interface between the repeater transmitter and receiver can, with some equipment, consist of a direct connection bridging the transmitter mike input across the receiver speaker output. This is not recommended, however, due to the degradation of the audio quality in the receiver output stage. A cathode follower connected to the discriminator after the *RC* compensator provides the best results. A repeater should maintain a flat response across its audio passband to maintain the repeater intelligibility at the same level as direct transmissions. The intelligibility of some repeaters suffers because of improper level settings which cause excessive clipping distortion. The clipper in the repeater transmitter should be set for the maximum system deviation — for example, 10 kHz. Then the receiver level driving the transmitter should be set by applying an input signal of known deviation below the maximum, such as 5 kHz, and adjusting the receiver audio gain to produce the same deviation at the repeater output. Signals will then be repeated linearly up to the maximum desired deviation. The only incoming signal that

should be clipped in a properly adjusted repeater is an over-deviated signal.

Channel Frequencies

The choice of repeater input and output frequencies must be made carefully. On 2 meters, 600-kHz spacing between the input and output frequencies is common. Closer spacing makes possible interference problems between the repeater transmitter and receiver more severe. Greater spacing is not recommended if the user's transmitters must be switched between the two frequencies, as happens when the output frequency is also used for simplex operation, either for short range communications, or to maintain communications when the repeater is not functioning. Careful consideration of other activity in the area should be made to prevent interference to or from the repeater. Many "open" or general-use repeaters have been installed on one of the national calling frequencies. On two meters, a 146.940-MHz output is usually paired with a 146.340-MHz input, and many travelers have made good use of this combination where it is found. Where 146.940 MHz simplex activity has not permitted a repeater on this frequency, 146.760 MHz has been used as an alternative. On 6 meters, several choices of input frequency have been paired with 52.525 MHz and no real standard has emerged. Again, the choice and usage is a matter for local agreement. All that can be done here is to report general trends.

In some cases where there is overlapping geographical coverage of repeaters using the same frequencies, special methods for selecting the desired repeater have been employed. One of the most common techniques requires the user to automatically transmit a $\frac{1}{2}$ -second burst of a specific audio tone at the start of each transmission. Different tones are used to select different repeaters. Standard tone frequencies are 1800, 1950, 2100, 2250, and 2400 Hz.

Where there is to be much repeater activity in a given geographical area, a coordinating committee or council may be established to resolve problems of common interest. An example is the California Amateur Relay Council (CARC) which originated in the San Francisco area and now has 32 repeater and remote-base operators in California, Nevada, and Hawaii as members. The CARC, as one of its functions, coordinates frequencies for council members and other users. As an example, the CARC has listed 137 440-MHz control and repeater frequencies in use in Northern California.

Although it is impossible to cover specific details of each subject that has been mentioned here without writing a book on the subject, it is hoped that the organization of the material presented here will help to put relationships in perspective so that a better overall picture of amateur fm and repeater operation can be obtained. We would like to thank the other members of the Mt. Vaca Radio Club that made this article possible, notably W6FRE and WA6DBL.

QST

FM JARGON

Duplex — Simultaneous transmission and reception between two stations using two frequencies.

Simplex — Alternating transmission and reception between two or more stations using one frequency.

Low-band — 30 to 50 MHz. Also, the 6-meter amateur band.

High band — 148 to 174 MHz. Also, the 2-meter amateur band.

Remote base — A remotely-controlled station, usually simplex. See text.

Machine — Either a repeater or a remote base. Also called a "box".

Vault — Building that houses the machine.

COR — Carrier-operated relay. See text.

CTCSS — Continuous tone controlled squelch system. Continuous subaudible tone (250 Hz or lower) transmitted along with the audio to allow actuation of a repeater or receiver only by transmitters so equipped. More frequently referred to by various trade names such as Private Line, Channel Guard, and Quiet Channel.

Down channel — Communications circuit from the machine to the control point.

Up channel — Communications and/or control circuit from the control point to the machine.

Open repeater — A machine where transient operators are welcome.

Closed repeater — A machine where use by non-members is not encouraged. (When heavy expenditures are involved, free-loaders are not popular.)

Diode Switching for V.H.F. F.M. Channel Selection

Convenient and Quiet Remote-Control Crystal Switching in Fixed-Frequency Transmitters and Receivers

BY H. D. JOHNSON,* VE4HJ

MANY f.m. units currently available from surplus sources are single-channel models. Others provide 2-channel operation by switching between two first-oscillator crystals with a s.p.d.t. relay. In some, a d.p.d.t. relay is employed, so that the unused crystal and its netting capacitor are grounded. Most often, separate oscillators are used for each channel, selection being made by grounding the cathode of the appropriate oscillator stage.

A convenient solution to the crystal-switching problem lies in the use of diodes, changing the bias on the diode in the desired channel so that it goes from an open-circuit to a conducting condition. This is particularly convenient for remote control of the channel selection in a mobile installation, as up to four crystals can be used, and the system works quietly and with very low current drain. It is most readily applied to equipment in which one side of the crystal is grounded (Marconi transmitters and receivers; Motorola transmitters). The need for more than one or two channels is becoming more acute, as the use of fixed-frequency f.m. by amateurs expands, and the number of v.h.f. repeaters planned or in use increases accordingly.

How It Works

The basic circuit for diode switching of crystals is shown in Fig. 1. With the switch S_1 in the position shown, current flows from the 12-volt source through RFC_4 , CR_1 , RFC_2 and R_2 , to

*478 Roseberry St., Winnipeg, Manitoba, Canada.

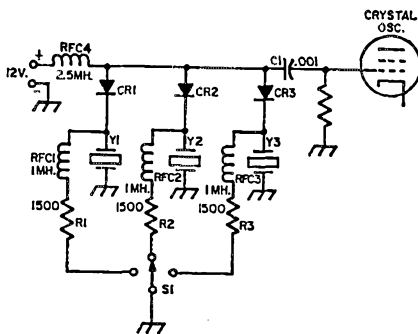


Fig. 1—Basic circuit for switching crystals by means of germanium diodes. Principles of operation are described in the text. The diodes can be 1N270, 1N34A or other germanium types.

ground. With the diode CR_2 thus forward-biased, the crystal Y_2 is effectively connected to the oscillator grid, for r.f. The chokes RFC_4 and RFC_2 provide r.f. isolation, and RFC_3 and R_2 the d.c. path to ground. With no voltage applied to the other two positions, crystals Y_1 and Y_3 are isolated from the oscillator grid by the non-conducting diodes, CR_1 and CR_3 . The resistors limit the current flow, only some 5 to 10 ma. being needed to make germanium diodes function as r.f. switches in this way. The 0.3-volt drop across the diode does not affect the operation of the circuit.

The system requires a source of 12 to 14 volts d.c. This poses no problem in mobile installations, except that vibrator hash or generator whine must be filtered out in some instances. This is easy to do in a circuit of such low current drain. Any low-resistance audio choke, with a 40- μ f. or larger electrolytic on the load side, should do. Many different diodes will work; 1N270 and 1N34A are recommended. The capacitor C_1 provides d.c. isolation for the oscillator grid. Be sure that it is inserted in any oscillator circuit that may not already have such isolation.

The circuit of Fig. 1 is not satisfactory for f.m. gear in which "netting" capacitors are used across each crystal. Where this is done it is necessary to forward-bias the diode that is switched on, and reverse-bias the others. (Reverse-biasing lowers the junction capacitance of the diode.)

A modified circuit for this, for use in any equipment where one side of the crystal is grounded, is given in Fig. 2. An example is the Marconi DT45. Three circuits are shown, but up to four have been used. The d.c. is shown here being obtained from the 12-volt a.c. line in the receiver, with CR_4 , R_7 and C_8 comprising the rectifier-filter circuit. The isolation capacitor C_4 should be added if one is not already in the circuit. The grid-to-ground capacitor, C_5 , usually about 10 pf., should be removed if there is a capacitor of this type in the circuit.

The 12 to 14 volts d.c. from the supply is fed through R_9 and RFC_4 to the anodes of CR_1 , CR_2 and CR_3 . One diode, in this instance CR_1 , will conduct, its circuit to ground being completed through S_1 , R_1 and RFC_1 . Its current, approximately 5 ma., and the resultant voltage drop across R_9 , brings the voltage on the diode cathodes to 8 to 9 volts positive. The full supply

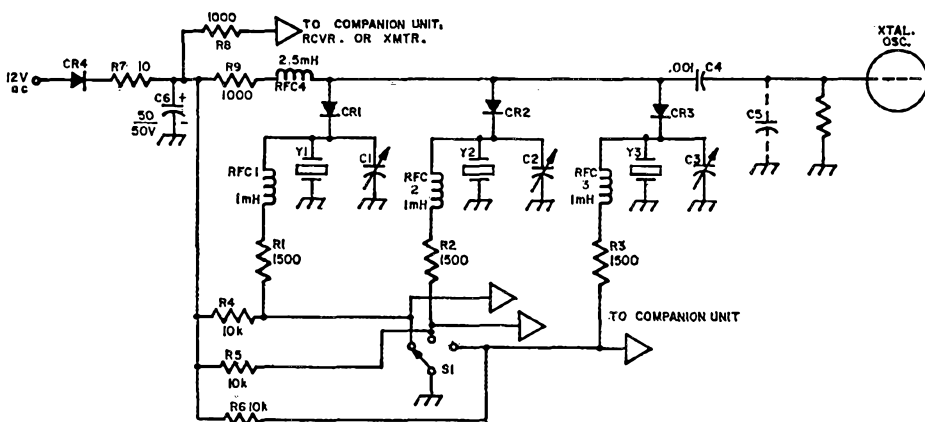


Fig. 2—Diode-switching of crystals having paralleled "netting" capacitors, in circuits where one side of the crystal is grounded. Three positions are shown, but up to four have been used. The d.c. source and the switching circuit can be used for the crystals in the companion unit of a transceiver. Power is shown here taken from the 12-volt a.c. line in one of the units, though an external d.c. source can be used.

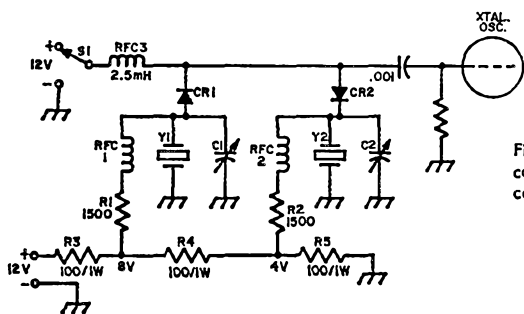
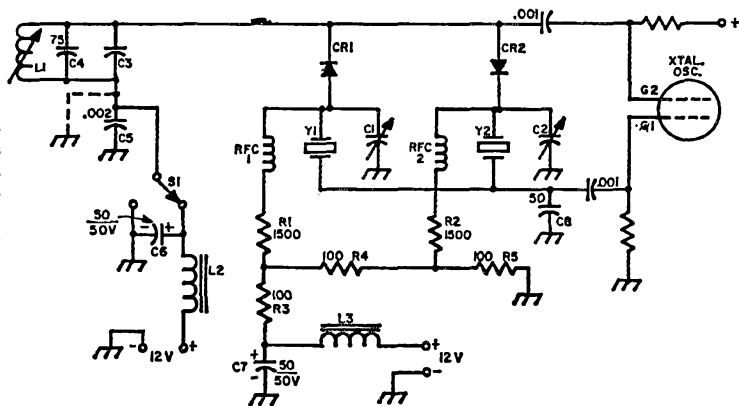


Fig. 3—Crystal switching of two positions with a single control wire. Values of the r.f. chokes RFC₁ and RFC₂ can be set up by experiment, though 2.5 mh. is satisfactory.

Fig. 4—Switching circuit for oscillators in which the crystal is above ground on both sides. Filtering in the 12-volt leads may be dispensed with if the voltage source is free of hum or other objectionable modulation.



voltage is used to reverse-bias the diodes not selected. (There will be no voltage drop across R_5 - R_2 and R_6 - R_3 , as the only current flow in these essentially-open circuits is the minute leakage current through CR_2 and CR_3 .) The diodes being reverse-biased, their junction capacitances are quite low. The switch does two things: it grounds R_4 , removing the supply voltage from the cathode of CR_1 , and it completes the forward-bias circuit from R_9 through RFC_4 , CR_1 , RFC_1 and R_1 to ground.

The same power source and switching may be used for both transmitter and receiver, if it is desired to switch both simultaneously. Only separate 1000-ohm isolating resistors, R_3 and R_9 in Fig. 2, are required.

The arrangements discussed thus far require one control wire between the operating position and the equipment, for each channel to be switched. A two-channel system using but one control wire is shown in Fig. 3. It requires that

(Continued on page 122)



A Junk Box Transistor Checker

BY HOWARD J. HANSON,* W7MRX

THE transistor checker shown in the photographs and in Fig. 2 was devised to be an adjunct to my junk box, which is continually falling heir to miscellaneous transistors of uncertain quality, ancestry and type. Basically the gadget consists of three different circuits:

- 1) A type test circuit to determine if a transistor is npn or pnp.
- 2) A beta test circuit to determine if a transistor has a dc current gain.
- 3) A battery test circuit to check the condition of the batteries used in the tester.


Type Test Circuit

A simplified version of the type test circuit is shown in Fig. 1A. It is based on the fact that when the collector lead is left open the base-to-emitter junction of a pnp transistor will conduct current only if the base is negative with respect to the emitter, whereas the base-to-emitter junction of an npn transistor will conduct current only if the base is positive with respect to the emitter. The type of a transistor is determined by plugging in the semiconductor and finding out whether the NPN or the PNP position of S_2 results in a meter reading. Of course, if the same indication is obtained in both switch positions, the transistor is no good. R_1 limits the current so that the transistor will not be damaged.

Beta Test Circuit

A simplified beta test circuit (set up for npn transistors) is shown in Fig. 1B. It is based on the fact that a transistor will not conduct in the forward direction as long as the base voltage is essentially the same as that of the emitter, whereas it will pass current once the base is biased with sufficient voltage of the same polarity (negative for pnp and positive for npn) as the collector. A transistor is checked for gain by plugging in the semiconductor and observing the meter while S_3 is operated. A good transistor will cause no meter reading when S_3 is open, and it will result in some meter indication when S_3 is

*30219-23rd SW, Federal Way, Washington 98002.



Front view of the transistor checker. The phone jack, which is used with a three-conductor plug and clip leads to make contact with transistors that don't have wire leads, is insulated by a piece of Plexiglas from the metal cabinet.

closed¹ (closing S_3 applies a base bias of the proper polarity to cause the transistor to draw collector current through the meter).

Battery Test Circuit

The battery test circuit is the simplest of the three circuits. As shown in Fig. 1C, S_4 connects flashlight bulb I_1 across battery BT_1 . Since the bulb draws about thirty times as much current as the other circuits (300 mA as compared to about 10mA), whenever there's enough juice in the battery to light the bulb there's surely enough juice in the battery to operate the transistor tester.

Combination Circuit

Putting the three basic circuits together with a few auxiliary parts, I came up with the transistor checker shown in Fig. 2 and the photographs. Although the tester was constructed in a 3 x 5 x 7-inch Minibox, any similar en-

¹The 350-ohm resistance of the meter used by the author limits the maximum current a transistor can draw from the 3-volt battery to about 8.6 mA. — Editor.

closure can be used. The transistor socket is one of the standard types found in electronic stores, and it is capable of accepting just about any bipolar transistor having wire leads. To take care of those transistors that don't have wire leads, I wired a three-conductor microphone jack, J_1 , in parallel with the transistor socket. Contact to a transistor is made via a three-conductor plug and alligator clips at the end of three short flexible leads.

Power for the tester comes from two D cells mounted in clips inside the box. Other arrangements can be made, of course, but I don't advise going much above 3 volts. M_1 is an inexpensive 0-10-mA unit, and a substitution can be made for it too.² The part I'm least proud of is the job I did with one of those sticky-tape labelmakers. Although the labels adequately identify the various functions on the tester, they don't do anything for the looks of the instrument. Decals are more attractive, and they are recommended for those concerned with the outward appearance of the tester.

(Continued on page 122)

² The resistance of the meter chosen for M_1 determines whether or not R_2 will be needed. To prevent pinning any meter in this circuit, the resistance of the meter plus the resistance of R_2 should be equal to 300 ohms or more. — Editor.

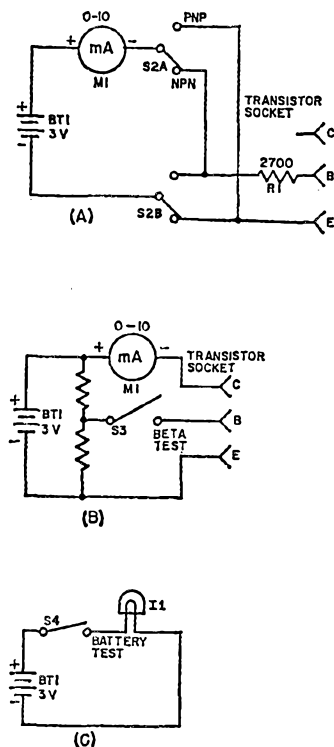


Fig. 1—The three basic circuits used to make up the transistor checker. (A) A type test circuit, (B) a beta test circuit (shown for npn transistors), and (C) a battery test circuit. Component labels are for text reference. Resistance is in ohms.

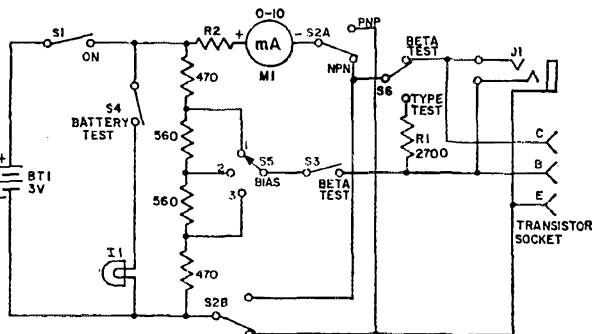



Fig. 2—Schematic diagram of the transistor tester. Resistances are in ohms, resistors are $\frac{1}{2}$ -watt composition. BT_1 —Two 1.5-volt flashlight cells (size D) in series. I_1 —2.5-volt, 300-mA flashlight bulb (No. 14). J_1 —Three-conductor open-circuit phone jack. M_1 —0-10-mA dc meter (Emico 2326). R_1 —For text reference. R_2 —Sufficient resistance to prevent M_1 from being pinned if the emitter and collector connections are shorted together. No resistor is needed if the Emico 2326 meter is used at M_1 ; see footnotes 1 and 2.

- S_1 —Spst slide switch.
- S_2 —Dpdt slide switch.
- S_3, S_4 —Miniature spst push-button switch, normally open.
- S_5 —One-pole, three-position rotary.
- S_6 —Spdt slide switch.



Interior view of the transistor tester. Because the author used available materials from his junk box, several resistors shown here have a larger wattage rating than that specified in Fig. 2 and several of the switches have more sections than are actually needed.

The Transistor Giant¹

A High-Power Transistor Transmitter from India

BY R. JAYARAMAN,* VU2JN

THIS compact, high-power transistorized transmitter runs with an input power of 75 watts on c.w. and 25 watts on a.m., in the 7-, 14-, and 21-MHz. amateur bands. It features a 28-volt regulated power supply, a stable FET v.f.o., and a 2N3950 power amplifier in the final feeding a T network.

The complete transmitter is built inside a 15 × 8 × 8-inch veneer cabinet with a 2½-inch high aluminum chassis and a ¼-inch thick aluminum front panel. The front panel doubles as the heat sink for the audio power transistors.

In order to maintain a neat circuit configuration, n-p-n silicon transistors have been used throughout the r.f. section while p-n-p germanium transistors have been used throughout the audio section. The r.f. section works with the negative bus as common, while the audio section works with the positive bus as common. The schematic of the transmitter is shown in Fig. 1.


Power Supply

The fully regulated power supply furnishes four d.c. voltages. A completely shielded power transformer supplies 30 volts r.m.s. to a molded bridge rectifier. The output is smoothed by a 3500- μ f. 75-volt capacitor to provide about 42 volts at no load and about 33 volts at a load current of 3 amp. The output voltage is then regulated at 28 volts by a two-stage transistor regulator. Regulation is applied to the negative side of the supply voltage. The regulator is followed by another 3500- μ f. capacitor.

The regulator, an improved version of the conventional series regulator, gives good regulation and enables the regulator power transistor to be bolted directly to the chassis. The regulator employs a 29-volt Zener (formed by a 16-volt and a 13-volt Zener in series), a 2N600 p-n-p high-gain germanium transistor as the reference amplifier, and a 2N3716 150-watt n-p-n silicon power transistor as the power regulator. The

*Assistant Professor in Civil Engineering, College of Engineering, Trivandrum-16, India.

¹ Adapted from "A High-power Transistor Transmitter," by Jayaraman, Parts I to IV, *The Indian Radio Amateur*, June, August, October, and December, 1968.



VU2JN with the 75-watt transistor transmitter.

2N3716 is mounted on a small heat sink bolted to the chassis.

The power supply features good regulation, the output voltage beyond the ammeter being 28.8 volts at no load, 28.7 volts at 1 amp., 28.5 volts at 2 amp., and 28.0 volts at 3 amp. A scope test showed the ripple voltage to be 0.1 volt peak at a load current of 2 amp. Two 5-amp. fuses have been provided, one on the transformer secondary and another at the regulator, but in the event of a dead short the fuses do not offer much protection to the regulator transistor. The transistor can be protected against a short only by a transistor switch or limiter, which could not be incorporated since the d.c. input voltage under load is not high enough to accommodate the additional drop across a current sensor.

It is no pleasure operating a rig while being haunted by the fear of a short or a transistor burning out, especially when the d.c. voltage goes directly to the final tuning and loading capacitors. Spurred by an irrepressible urge to

This article presents a fully transistorized transmitter capable of handling 75 watts input on c.w. In addition to complete construction data, the author presents problems encountered when using solid-state devices at this r.f. power level, and the solutions to these problems.

dispose of an SCR which happened to be lying in the writer's "treasure box" for an unusually long time, the writer added an "emergency fuse-blower" circuit, incorporating a GE C20B SCR and a 16-volt 1-watt Zener diode. Under normal conditions the Zener blocks the positive gate signal and the SCR remains in the OFF state. When a short occurs in the output, the voltage across the 2N3716 transistor momentarily rises to more than 30 volts. Immediately, the Zener starts conducting and triggers the SCR into the ON state. The SCR plunges into heavy conduction, removes the dangerous voltage-current combination from the 2N3716 and maintains a short until the fuse blows. Since the C20B has a peak surge rating of 80 amp., it is hoped that the SCR will be able to bear the brunt of a short until the fuse blows. The writer did not want to lose a fuse (and possibly more!) by testing this protective circuit!

Subsidiary regulated voltages of 6.8 volts and 16 volts power the v.f.o and frequency-multiplying stages, respectively. Another regulated supply of -7 volts with respect to the positive bus powers the speech-amplifier stages.

When used with a power supply operated from 230-volt mains, a solid-state v.f.o. is susceptible to hum pickup. To avoid this trouble, the writer has observed the following precautions, in addition to good power-supply filtering:

- a) The main power transformer is completely enclosed in a cadmium-plated steel box.
- b) The power transformer is provided with an electrostatic shield between the primary and the low-voltage winding.
- c) The power-line leads in the chassis are run throughout as twin-core shielded wire.
- d) The v.f.o. is built inside a $3\frac{3}{4} \times 3 \times 3\frac{1}{4}$ -inch rigid cadmium-plated steel box. All these precautions may not be essential, but the writer did not want to take any chances when building transistorized equipment!

The V.F.O.

The v.f.o. employs a Motorola 2N4416 n-channel JFET as a 3.5-MHz. Colpitts oscillator, fol-

lowed by a two-stage untuned buffer amplifier utilizing a pair of 2N2369 n-p-n silicon transistors. The similarity of the oscillator circuit with that of a corresponding vacuum-tube version is striking. When the JFET oscillates, it automatically develops a negative gate bias. This is because of the gate current that flows through the high-value gate-leak resistor when the oscillating gate voltage swings positive with respect to the source.

To eliminate pulling of the oscillator, the output is taken from a low-impedance point (the source) and light resistive coupling is used to the next stage. The two-stage buffer amplifier is similar to the circuit that appeared in an earlier article in *QST*,² except for the difference in biasing. Because of the direct coupling and d.c. negative feedback employed in the circuit, the performance of the buffer amplifier is critically dependent on the bias level.

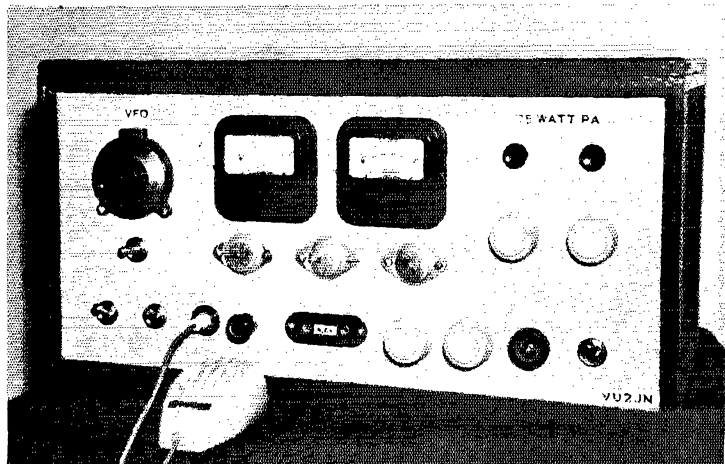
The 5- μ h. v.f.o. tank coil, L_1 , is close-wound on a $\frac{5}{8}$ -inch diameter ceramic form and is reinforced with four longitudinal strips of Araldite epoxy resin, a polystyrene-type material. The v.f.o. tuning capacitor, C_1 , is a 50- μ f. double-ball-bearing type with short stiff plates. The 50-pf. bandspreading capacitor, C_2 , is a Philips cylindrical air trimmer which, although quite small, is remarkably stable. This trimmer is mounted on a ceramic standoff and is so adjusted that the v.f.o. covers a frequency range of 3.500 to 3.575 MHz. The 150-pf. band-setting capacitor, C_3 , is an APC trimmer which is mounted on the side wall of the box so that it can be adjusted from the outside. A small quantity of silicone grease is applied to the wiper contacts of the tuning capacitor and the APC trimmer.

The v.f.o. dial is a Japanese-made 2-inch planetary-drive dial having an 8 to 1 ratio. A flexible coupling is inserted between the dial drive and the tuning capacitor.

The v.f.o. is supplied with 6.8 volts from a Zener-regulated power supply, derived from the main 28-volt regulated supply of the trans-

²Hanchett, "The Field-Effect Transistor as a Stable V.F.O. Element," *QST*, December, 1966.

The Transistor Giant transmitter, housed in a 15X8X8-inch veneer cabinet. From left to right, the controls on the bottom are transmit/receive switch, c.w./a.m. switch, microphone socket, microphone gain, key socket, exciter bandswitch, exciter tuning, neon pilot light, and on/off switch. On the upper left are the v.f.o. tuning control and frequency-spotting switch, while on the right are the final tuning and loading controls and the two final bandswitches. Beneath the meters are the audio power transistors.



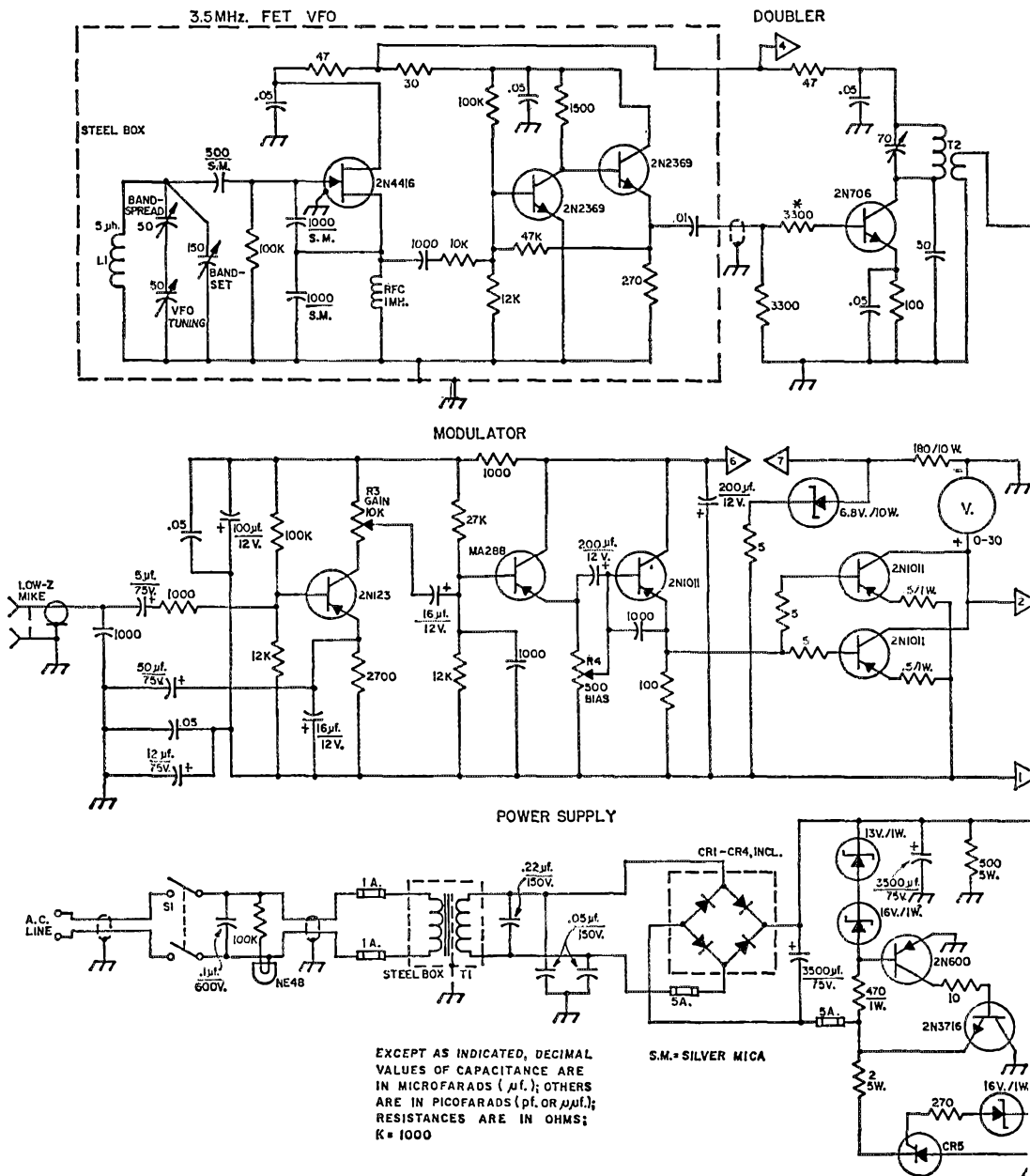


Fig. 1—Schematic of the high-power transistor transmitter. Unless otherwise indicated, resistors are $\frac{1}{2}$ -watt, 10-percent tolerance. Capacitors with polarity indicated are electrolytic; S.M. indicates silver mica. The four resistors shown with an asterisk (*) in the doubler, multiplier and driver stages may require slightly different values than shown for obtaining optimum drive to the p.a. on c.w. and a.m. The type of switch used by the author at S_2 , S_3 , and S_7 is not commonly available in the U.S.; readily available switches performing the same functions are shown in the schematic and in the parts list.

CR₁-CR₄ incl.—Rectifier, molded bridge, 6 amp., p.r.v. per cell 200 volts (Motorola MDA952-3 or similar).

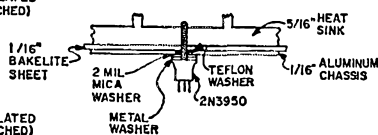
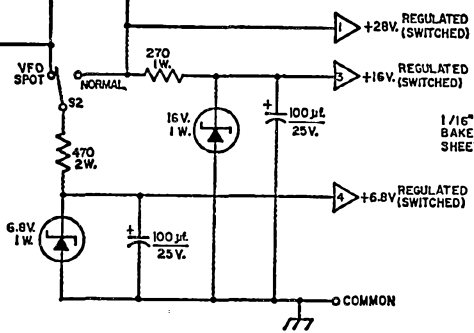
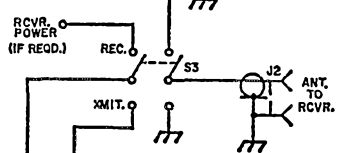
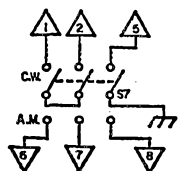
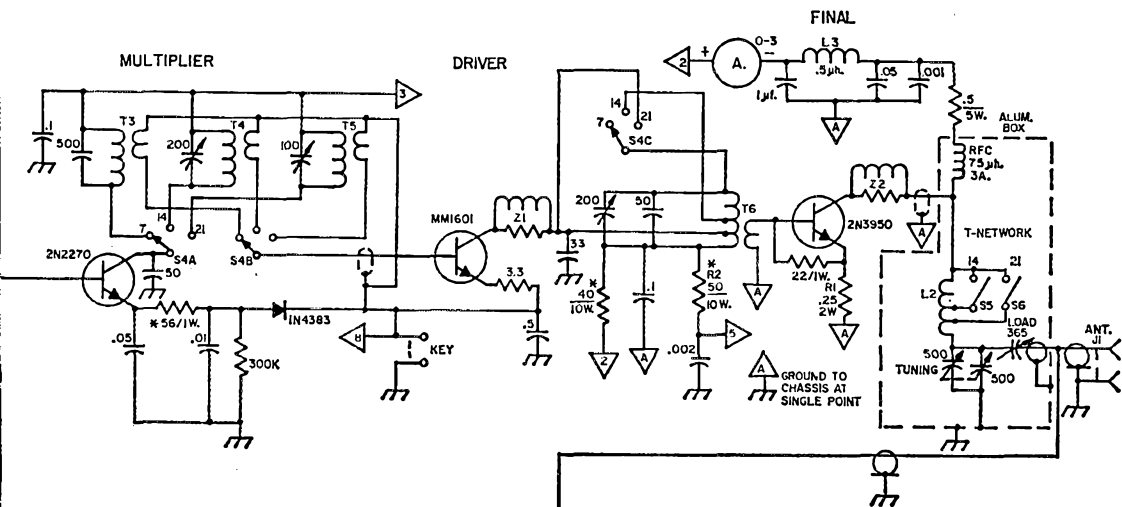
CR₅—SCR, GE20B or equivalent.

J₁, J₂—BNC chassis connector.

L₁—5 μh ., 27 turns close-wound on No. 20 enam. wire, $\frac{3}{8}$ -inch dia. ceramic form.

L₂—1.2 μh ., 11 turns No. 12 copper wire wound to a length of $1\frac{1}{2}$ inches on $\frac{1}{8}$ -inch dia. bakelite form. Tapped at 5th turn from collector end for 14-MHz. operation and 7th turn from collector end for 21-MHz. operation.

L₃—0.5 μh ., 6 turns No. 12 copper wire wound to a length of $\frac{3}{4}$ inch on $\frac{3}{4}$ -inch dia. ceramic form.



- R₁—0.25 ohm, 2 watts, low inductance; made by paralleling four 1-ohm 1/2-watt composition resistors.
- R₂—For text reference.
- R₃—10,000-ohm 2-watt control, audio taper.
- R₄—500-ohm 2-watt control, linear taper.
- S₁—D.p.s.t. toggle.
- S₂—S.p.d.t. toggle, minimum contact rating 4 amp. at 30 volts (Cutler-Hammer 7582K6 or similar).
- S₃—D.p.d.t. toggle, minimum contact rating 4 amp. at 30 volts (Cutler-Hammer 7592K6 or similar). One pole, as shown, is used for r.f. switching; the builder, instead, may wish to use this pole to control a coaxial antenna transfer relay.
- S₄—Miniature ceramic rotary, 1 section, 3 poles, 3 positions, non-shorting (Centralab PA-6007 or similar).
- S₅, S₆—S.p.s.t. push-pull, heavy duty.
- S₇—3 p.d.t. toggle, minimum contact rating 4 amp. at 30 volts (Cutler-Hammer 7615K2 or similar).

- T₁—Power; primary 115 or 230 volts as necessary; secondary 30 volts, 4 amp.
- T₂—R.f.; primary 6 turns No. 22 enam. wire close-wound on 1/2-inch dia. form; secondary 12 turns No. 26 enam. wire close-wound over "cold" end.
- T₃—R.f.; primary 12 turns No. 22 enam. wire close-wound on 1/2-inch dia. form; secondary 4-turn link No. 20 enam. wire close-wound.
- T₄—R.f.; primary 6 turns No. 22 enam. wire close-wound on 1/2-inch dia. form; secondary 2-turn link No. 20 enam. wire close-wound.
- T₅—R.f.; primary 6 turns No. 20 enam. wire close-wound on 1/2-inch dia. form; secondary 2-turn link No. 20 enam. wire close-wound.
- T₆—R.f.; primary 20 turns No. 20 enam. wire close-wound on 5/8-inch dia. form, tapped 6 turns from the R₂ end for 21-MHz. operation and 10 turns from the R₂ end for 14-MHz. operation; secondary 2-turn link No. 20 enam. wire close-wound.
- Z₁—Parasitic suppressor; 6 turns No. 20 enam. wire close-wound over a 10-ohm 1-watt resistor.
- Z₂—Parasitic suppressor; 6 turns No. 18 enam. wire spaced to a length of 1/2 inch, wound over a 1-ohm 2-watt resistor.

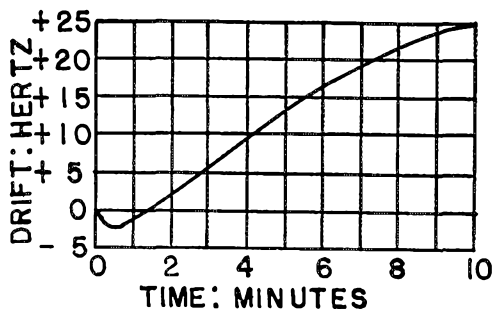


Fig. 2—Typical drift of v.f.o.

mitter. Because of this two-step regulation, the supply voltage remains perfectly constant.

The v.f.o. has been thoroughly tested. Fig. 2 shows the typical warm-up drift pattern as observed on a Hewlett-Packard frequency counter. The total drift during the first ten minutes is +25 Hertz. The v.f.o. was found to be quite insensitive to small voltage fluctuations. A 0.1-volt drop in the supply voltage produced a negligible drift of -6 Hertz.

The r.f. output of the v.f.o. is about 1.5 volts r.m.s. The output is taken by means of a short length of Amphenol 21-597 subminax 75-ohm thin coaxial cable.

The Exciter

Fig. 3 shows a block diagram of the r.f. section of the transmitter. A well-designed Class C transistor r.f. stage will provide a power gain up to 17 db. However, it is not very desirable to reach the power amplifier with the minimum number of stages. With some power to spare, the coupling between stages can be made lighter, thus contributing to better harmonic suppression.

The v.f.o. is followed by two high-efficiency frequency-multiplying stages which deliver more than 200 mw. of r.f. drive to the driver stage on all three bands. The first of these is a 2N706 Class C doubler which provides about 25 mw. r.f. output on 7 MHz. In the vfo spot position of S_2 , the v.f.o. and the 2N706 stages are both switched on to provide a healthy signal in the receiver.

The 2N706 drives a 2N2270 Class C frequency-multiplier to an input of 400 mw. on 7, 14, or 21 MHz. Separate coils are band-switched on each band. Since the load impedance of the 2N2270 is around 200 ohms, while the input impedance of the driver is around 20 ohms, all the coils have a constant turns ratio of 3:1. The 7-MHz. coil is purposely detuned on the low-frequency side to equalize the output on all bands. The 14- and 21-MHz. coils are carefully peaked to provide the maximum output.

One serious problem in transistor transmitters is that of obtaining enough selectivity in the tuned circuits to give adequate rejection of the harmonic content. Since the tuned circuits are all loaded and work at very low impedance levels, their selectivity is rather poor. For example, when the exciter is delivering power on 14 MHz., there is an annoying amount of output on 10.5, 17.5 and 21 MHz. The selectivity can be improved by reducing the number of turns in the secondary links of the coupling coils to the bare minimum necessary. The writer is now experimenting on a toroidal coil for the doubler tank circuit.

The Driver

The driver stage uses a recently-introduced Motorola v.h.f. transistor, MM1601, capable of delivering 3 watts output at frequencies up to 175 MHz. from a 14-volt supply. This stage operates as a keyed stage on c.w. and as a modulated stage on a.m. Modulation of the driver along with the p.a. is essential for getting deep and clean modulation.

The MM1601 is mounted on the chassis and runs cool at an input of 2 to 2.5 watts in Class C operation, at a collector voltage of about 12 volts on c.w. and 8 volts, modulated, on a.m. These voltages can be modified, if necessary, to provide proper drive to the p.a. on c.w. as well as a.m. It may be noted here that the p.a. requires nearly the same drive for an input of 75 watts at 28 volts on c.w. as it does for an input of 25 watts at 13 volts on a.m. Since ample drive is available from the multiplier stage, negative feedback is provided in the driver stage by leaving the 3.3-ohm emitter resistor unby-passed.

The design of the driver tank coil for a multi-band transistor transmitter is quite critical. In order to avoid v.h.f. instability, it is imperative that the coil be located close to the p.a. and that the secondary link run straight to the emitter and base terminals of the p.a. with the shortest possible leads. This requirement precludes the use of separate coils on the different bands or the use of a band-switched link. On the other hand, since the output impedance of the driver is in the neighborhood of 50 ohms and the input impedance of the p.a. is about 5 ohms, a constant turns ratio of 3:1 should be maintained on all bands. The writer has reconciled these conflicting requirements in the coil design shown in Fig. 1. From the viewpoint of stability of the p.a., a high Q is not desirable for the driver tank circuit. The taps are so located that peak drive is obtained on all bands within the range of the tuning capacitor. It is desirable to provide a 50- to 100-pf. fixed mica capacitor in parallel

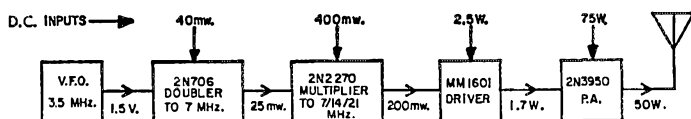



Fig. 3—Block diagram of the transmitter. R.f. levels are shown between blocks.



Rear view of the Transistor Giant, showing the author's method of ventilating the transmitter. The BNC jacks are used for connecting the antenna and the receiver's antenna input cables. The octal plug makes regulated d.c. voltage available for external use.

with the driver tuning capacitor, since reducing the tank capacitance to a low value may throw the p.a. into v.h.f. oscillation.

Although the drive to the p.a. can be controlled by detuning the driver tank circuit, this is not recommended since the harmonic suppression then suffers, especially on 14 and 21 MHz. The best procedure is to peak the driver tuning and adjust the secondary links on the collector coils of the 2N2270 multiplier stage so as to give a peak r.f. drive of 3 to 4 volts, measured at the base terminal of the p.a. The collector lead of the p.a. should be disconnected during the test. If necessary, the drive can be increased by cautiously lowering the value of the emitter resistor of the 2N2270 multiplier stage or the collector supply dropping resistor for the MM1601 driver.

Keying

Because of the feedback capacitance of transistors, at least two stages must be keyed in order to get satisfactory keying. The writer has adopted emitter keying of both the multiplier and driver stages.

Emitter keying of two transistor stages is not as safe and simple as cathode keying of two vacuum-tube stages. If one of the two stages fails or starts oscillating in the key-up position,

there is the possibility of a positive voltage appearing at the emitter of the other stage, which could end up in destruction of the transistor. As a safety arrangement, therefore, the emitter of the multiplier stage is protected against any positive voltage leaking from the emitter of the driver by a silicon blocking diode.

Since the key-up voltage at the key is just about 3 volts, while the key-down current is 200 ma., the key contacts should be solid and clean for getting proper keying. It would have been better to adopt base-block keying (similar to grid-block keying), but unfortunately, there is no provision for a negative supply in the transmitter. The envelope shaping can be controlled by modifying the value of the 0.5- μ f. capacitor.

The Final

The final employs a Motorola 2N3950 v.h.f. transistor capable of delivering an output of 50 watts at frequencies up to 50 MHz. from a 28-volt supply. The emitter of the transistor is internally connected to the TO-60 case so as to provide the very low-impedance emitter-to-ground path which is so vital for power gain. The collector voltage is 28 volts on c.w. and about 13 volts modulated on a.m. The drive power necessary to give the full input of 75 watts ranges from about 0.8 watt at 7 MHz. to 2.0 watts at 21 MHz.

The p.a. runs as a Class C stage without any quiescent bias. Although apparently a Class B stage, the p.a. actually runs as a Class C stage with a conduction angle of less than 180 degrees, since the base-emitter junction starts conducting only when the positive base voltage swings above 0.5 volt or so. When there is no drive, the p.a. collector current is zero.

When handling an input of 75 watts, the input impedance of the stage is as low as 5 ohms, and the output load impedance about 8 ohms. The input circuit is a two-turn link wound over the cold end of the driver tank coil, connected straight to the base and emitter terminals of the p.a. The output impedance is stepped up to 50 ohms by a T network, designed for a loaded Q of 6. The T network utilizes a sturdy 1.2- μ h. tank coil tapped for 14- and 21-MHz. operation.

Top view of the transmitter. The v.f.o. box is located at the left, while the shielded power transformer is near the center. The two round objects are the 3500- μ f. capacitors. The power-regulator transistor and its heat sink may be seen in front of the transformer, and on the right rear is the p.a. transistor and its heat sink. The final T-network compartment is shown with the cover removed.




TABLE I
T-NETWORK SPECIFICATIONS

Input Impedance: 8 ohms.
Output impedance: 50 ohms.
Loaded Q : 6.


Freq., MHz.	Tank coil inductance, μ h.	Tuning ca- pacitance, pf.	Loading ca- pacitance, pf.
7	1.2	300	200
14	0.6	150	100
21	0.4	100	70

See Table I. Two heavy-duty push-pull switches are used for shorting part of the coil on 14 and 21 MHz. The tuning capacitor is a 2-gang 500-pf. receiving-type capacitor and the loading capacitor is a single-gang 365-pf. receiving-type capacitor. The loading capacitor has insulated mounting and is provided with a stop so that it cannot be turned open beyond a value of 50 pf. This precaution is necessary to prevent accidental decoupling of the antenna by inadvertent rotation of the tuning capacitor to the minimum position.

Two meters on the front panel monitor the performance of the p.a. A 0-30 voltmeter shows the voltage across the p.a., while a 0-3 ammeter shows the p.a. collector current.

Being a high-performance device, the 2N3950 is highly prone to v.h.f. and low-frequency self-oscillation, the latter being more difficult to tackle. V.h.f. parasitics have been suppressed by the following precautions:

- a) Providing negative feedback in the final stage by inserting a 0.25-ohm 2-watt emitter resistor.
- b) Loading the base with a 22-ohm 1-watt resistor.
- c) Inserting a parasitic suppressor choke directly at the collector pin.
- d) Providing an aluminum shield across the transistor and isolating the output network in an aluminum compartment.



The v.f.o. in its steel box. The box is rigidly bolted to the transmitter chassis during the final assembly stages.

e) Adopting single-point grounding of the r.f. returns of the final stage to a brass bolt affixed to the chassis.

RG-58/U coaxial cables carry r.f. into and out of the compartment.

Since the gain of r.f. transistors is frequency dependent, being greatest at low frequencies, the greatest danger to the final comes from low-frequency self-oscillation which can lead to voltage and current swings beyond the safe-area limits. The presence of low-frequency parasitics can often be noticed by carefully listening for any slight ringing or vibration of a series rheostat inserted in the collector-supply line during the initial tune-up of the transmitter. Low-frequency oscillation can be avoided with confidence only by eliminating the collector choke and feeding the collector voltage through an auxiliary tank coil forming part of the r.f. network. The writer did not adopt this arrangement since it leads to complications in band switching, but instead inserted a 0.5-ohm 5-watt wire-wound resistor in series with the r.f. choke so as to provide a certain amount of decoupling and to dampen oscillations due to resonance of the choke with the bypass capacitors.


With all these precautions, the 2N3950 remains "quiet" and stable. The negative feedback in the stage does affect the stage gain. But without feedback, the final had wide-spectrum v.h.f. parasitics when run at the maximum collector voltage, possibly due to the final stage components not being located close enough to the p.a. It is no doubt preferable to compromise on the gain rather than risk losing the 2N3950!

The p.a. needs a high-capacity heat sink to take care of a collector dissipation up to 26 watts, assuming a minimum final-stage efficiency of 65 percent. For safe operation at ambient temperatures up to 45 degrees centigrade, the p.a. needs a heat sink with a thermal resistance of about 3 degrees centigrade per watt. To be on the safe side, a heavy (6-pound) integrally-cast copper heat sink is used. The heat sink was cast in a local foundry under the writer's supervision. The $5 \times 2\frac{1}{2} \times \frac{3}{16}$ -inch base plate is machined on the bottom and tapped to receive the 2N3950. The heat sink is insulated from the chassis by a $\frac{1}{16}$ -inch thick bakelite sheet, and is bolted to the chassis by means of four insulated bolts. Too thin an insulating layer should not be used, as this may result in excessive sink-to-chassis capacitance. The 2N3950 is insulated from the chassis by mica and Teflon washers, and is screwed onto the heat sink. See Fig. 1. Heat conduction takes place through the chassis as well as the heat sink.

Metal washers of different thicknesses should be tried and the correct one determined by trial and error so that when the 2N3950 is moderately tightened with a small spanner wrench, the pins of the transistor maintain the desired orientation.

The Modulator

The a.m. performance of a transistor p.a. is limited by the fact that, unlike a vacuum tube,



Inside view of the v.f.o. box. The FET is mounted on the tie-point strip appearing along the top edge of the compartment in this view.

are mounted on the $\frac{1}{8}$ -inch aluminum front panel with 0.002-inch thick mica insulating washers.

With a series modulator, it is very important to have proper division of the supply voltage between the p.a. and the modulator. A proper arrangement is to drop about 13 volts across the p.a. and 15 volts across the modulator. In the a.m. position, the bias potentiometer of the modulator is set so that the voltage across the p.a. is 13 volts when the p.a. collector current after tune-up is 1.8 amp.

Tune-Up of the Transmitter

Before attempting to test the transmitter, it is worthwhile to feed the 28-volt regulated supply to an oscilloscope and make sure that the power supply voltage is free from a.c. components. The series regulator, in conjunction with the succeeding filter capacitor, may sometimes give rise to a low-frequency oscillation which will remain superposed on the d.c. supply voltage. Unless adequately suppressed, this parasitic component is almost certain to trigger disastrous low-frequency oscillation of the 2N3950.

The initial tune-up of the transmitter calls for extreme care and the observance of necessary precautions. A 50-ohm 3-amp. rheostat is inserted in the collector supply line to the p.a. A field-strength meter is a must for checking the output on the operating frequency as well as to check for the presence of any harmonic or spurious radiation.


Drive is applied and the T network is tuned for maximum field-strength meter reading on the operating frequency. It is good practice to bring up the drive along with the loading. The collector voltage is then gradually increased to 28 volts in steps by turning the rheostat, retuning the T network if necessary, and *making sure every*

the power transistor in a practical circuit is voltage- and current-limited, and not dissipation-limited. Full 100 percent modulation of the p.a. doubles the peak collector-emitter voltage and the peak collector current. It follows that on a.m. the collector supply voltage should be halved to prevent voltage breakdown, and the collector current should be limited to about two thirds of the c.w. value so as to avoid saturation effects. Thus, the maximum carrier input on a.m. is limited to about one third of the carrier input on c.w.


Two types of modulators are commonly used in transistor transmitters—the Class AB push-pull modulator and the Class A series modulator. The writer has adopted the series modulator in view of some of its attractive features, such as elimination of supply voltage switching for the p.a., elimination of all audio transformers, less distortion and better linearity of modulation. The chief drawback of the series modulator is the high collector dissipation of the modulator, and this is taken care of by a pair of Motorola 2N1011 90-watt p-n-p germanium power transistors in parallel.

The modulator consists of a four-stage audio amplifier capable of delivering an output of 12 watts. The audio stages work with the positive bus as the common return. The first three stages are fed from a supply of about -7 volts with reference to the positive bus, developed across a 6.8-volt Zener diode and a 5-ohm series resistor. The first stage uses a 2N123 medium-gain transistor, followed by an emitter-follower stage using a very high-gain transistor, Motorola MA288 ($\beta = 320$). Hum is minimized by locating the speech amplifier close to the microphone socket and by placing the gain control after the first stage.

The second, third and fourth stages are cascaded direct-coupled stages. The d.c. bias level of the modulator is set by the 500-ohm potentiometer. The 2N1011 modulator transistors have matched 5-ohm base resistors to equalize the audio drive, and matched 0.5-ohm emitter resistors to provide a certain amount of negative feedback. The driver and modulator transistors



The tiny 2N3950 p.a. transistor and the giant 6-pound heat sink.



Bottom view of the transmitter. The plate covering the bottom of the v.f.o. box has been removed at the left. The partially hidden diamond-shaped object near the center is the bridge rectifier. The frequency-multiplying stages are located on the left side of the shielding partition, with the driver and p.a. stages on the right. The upper partition divides the band-switch (hidden by the chassis lip), providing isolation between the multiplier and driver stages. The location of the 2N3950 p.a. transistor is marked in the photo. Note the shield, which just clears the transistor connecting pins. The shield isolates the input and output portions of the circuit for the final stage.

time that the collector current drops to zero in the key-up position. The p.a. can be loaded to a collector current up to 2.7 amp. on c.w. and 1.8 amp. on a.m.

After initial tune-up, the positions of the tuning and loading capacitors are marked on the front panel so that the T network may be tuned approximately to the band of operation before applying power to the final. Also for operation, the tuning is always checked first in the a.m. position, in which the 2N3950 is comparatively safer.

Since the final is not provided with any sort of automatic bias control, operation with mismatched antennas is not contemplated. The transmitter is operated only with matched antennas of 50- to 75-ohm impedances.


Conclusion

Any experimenter wishing to build a similar transmitter would do well to have a more compact layout for the final stage. The strong fields associated with the heavy currents in the final stage create unusual problems that may not be fully anticipated by the builder. Shielding and grounding assume a new perspective, so to say, in these low-impedance high-current applications.

It was discovered the hard way that the 2N3950 is too delicate to be handled carelessly! The writer is even inclined to believe that operation of the 2N3950 at the recommended 28 volts c.w. does not provide a comfortable factor of safety against base-collector voltage breakdown. The feeling one gets after burning out such a hard-to-get transistor is something that cannot be described adequately in words! Fortunately, a replacement was available to carry the project to completion.

The writer wishes to express his gratitude to Joe Mehafeey, K4IHP, but for whose spontaneous help and encouragement it would not have been possible to embark upon a project of this nature. Thanks are also due to Ed Bissell, W3MSK/VU2MSK, Marv Gonsior, W6VFR, and Bob Irish, K5ZOL, for their helpful cooperation, and to Paul Thorpe of Motorola Inc., U.S.A., for releasing transistor samples for the writer's experimental use. It is hoped that this article has highlighted the unique problems involved in the design and construction of high-power transistor transmitters for amateur-band applications.

Transistor transmitters are becoming increasingly popular in a variety of applications. As r.f. power transistors become more and more popular, their present high cost is bound to come down. The day may not be far off when a 100-watt r.f. transistor will be put in the market at a price well below that of a 6146B tube! **QST**




DO YOU KILL ALL TRANSMITTER CIRCUITS COMPLETELY BEFORE TOUCHING ANYTHING BEHIND THE PANEL?

● *Beginner and Novice*

An Etched-Circuit Monimatch For Checking Your Antenna System

BY LEWIS G. McCOY,* WIICP



Here is the completed Monimatch with the two meters and the sensitivity control in the box at the right. The sensing unit is at the left.

A Novice who reads the instruction manual that comes with his transmitter and uses a 50-ohm dummy antenna can follow the tune-up procedures fairly accurately. With the dummy antenna he will find that the settings for the tuning controls will be fairly close to those specified by the manufacturer. However, when an antenna system is attached to the rig, in many instances the adjustments are far removed from any "hook" setting. When this happens the Novice finds that he cannot get proper tuning of the rig, or worse yet, actually damages the equipment by trying to "force" it to work.

Nearly every transmitter these days, whether commercial or home-built, has a final amplifier stage that is designed to work into a 50-ohm load. If the load is something other than 50 ohms it may be impossible to tune the amplifier stage correctly. Of course, an important part of the problem is finding out what the load is — or, rather, how far from 50 ohms it happens to be. The piece of measuring gear described in this article is a device for doing just this. However, before describing the Monimatch and what it can do, let's take a little closer look at antenna-system loads.

*Novice Editor

The "50-Ohm" Load

The evolution of transmitter design since WWII has been influenced by several factors that have led to design that is more or less standard these days. First off, television came along right after the war and the hams quickly discovered that extremely tight shielding of a transmitter was needed to prevent undesired radiation that could cause TVI. However, when tight shielding was installed, band changing without hand-switching became a real chore because there were so doggone many screws to unscrew and rescrew.

The one type of tank circuit that lent itself very well to the problem was the pi network. It was a fairly simple job to design a tightly-shielded handswitching transmitter, using the pi network, that would work into a 50-ohm load. Why 50 ohms? Simply because at this time 50-ohm coaxial cable had become a very popular type of transmission line. During the war techniques were developed that made the manufacture of flexible coaxial cable a reliable and economical process. So TVI and the availability of coax feed lines were the primary contributing factors that led to our present-day transmitter design.

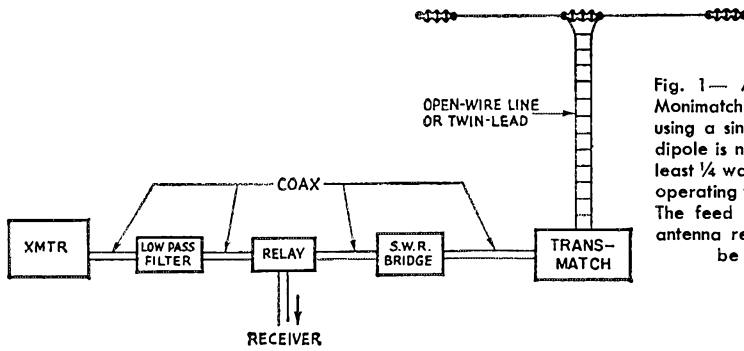


Fig. 1—A typical setup for using a Monimatch in a multiband antenna system using a single dipole. The length of the dipole is not critical but it should be at least $\frac{1}{4}$ wavelength overall at the lowest operating frequency for good efficiency. The feed line can be any length. The antenna relay and low-pass filter may be omitted if not needed.

If the load that is attached to the transmitter is something other than 50 ohms then the transmitter may be difficult to load, depending on a couple of other factors. While it is possible to design a pi network that will handle quite a wide variety of loads, many present day manufacturers, in order to compete in given price ranges, use a minimum number of parts in the tank circuit of the amplifier. For such rigs to operate properly the load must be between 25 and 75 ohms. This of course means that the user *must* furnish a load that will fall within this range.

Transmission Lines

The output terminal on all rigs these days is a coax fitting, which of course implies that a coaxial line must be attached to the rig. This doesn't mean that the coaxial line has to go all the way to the antenna. It could be connected to a transmatch or a balun. What is important is that the first thing in the antenna system is the coaxial line that is attached to the rig.

Many Novices mistakenly believe that if you attach a 50-ohm coaxial cable to rig you *automatically* have a 50-ohm load. This is not true. The 50-ohm designation on the cable merely

means that 50 ohms is the *characteristic impedance* of the cable. The characteristic impedance of a transmission line is determined by the size of the conductors used, the spacing of the conductors, and the dielectric material used to separate and support the conductors. The only time you would have a 50-ohm load using 50-ohm cable is when the line is terminated in its characteristic impedance. In other words, if the antenna has an impedance of 50 ohms then you will have a 50-ohm load on the rig. If the antenna has an impedance of other than 50 ohms then the load at the transmitter will be something other than 50 ohms. This in turn leads us up to a short discussion of standing-wave ratio.

SWR

If a transmission line is terminated in its characteristic impedance, all the power fed into the line from the transmitter will be delivered to the load end—in this case, the antenna. Actually, not quite all the power will reach the antenna because there is always some loss in the transmission line itself. However, what is important is that when the line is terminated in

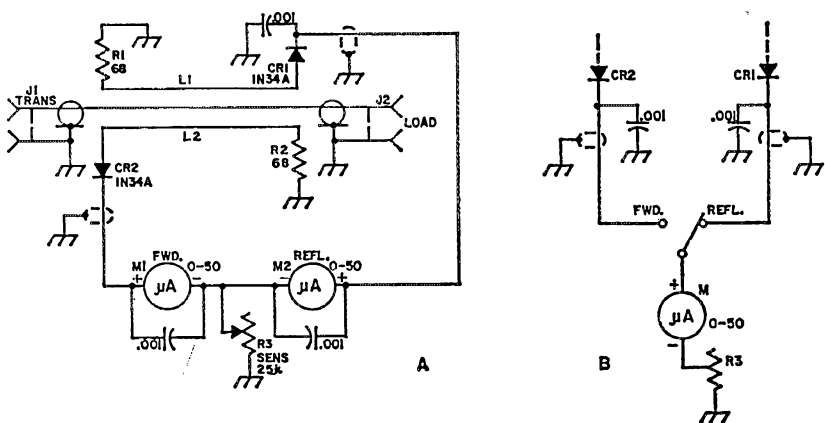


Fig. 2—Circuit details of the etched-circuit Monimatch. The 0.001 μ F capacitors are disk ceramic. CR₁, CR₂—1N34A germanium diodes. J₁, J₂—Coax chassis fittings, type SO-239. L₁, L₂—See text and Fig. 3.

M₁, M₂—0-50 μ A meter (Lafayette 99 H 5049). R₁, R₂—68-ohm, $\frac{1}{2}$ -watt carbon or composition. R₃—25,000-ohm control, linear taper. S₁—S.p.d.t. switch.

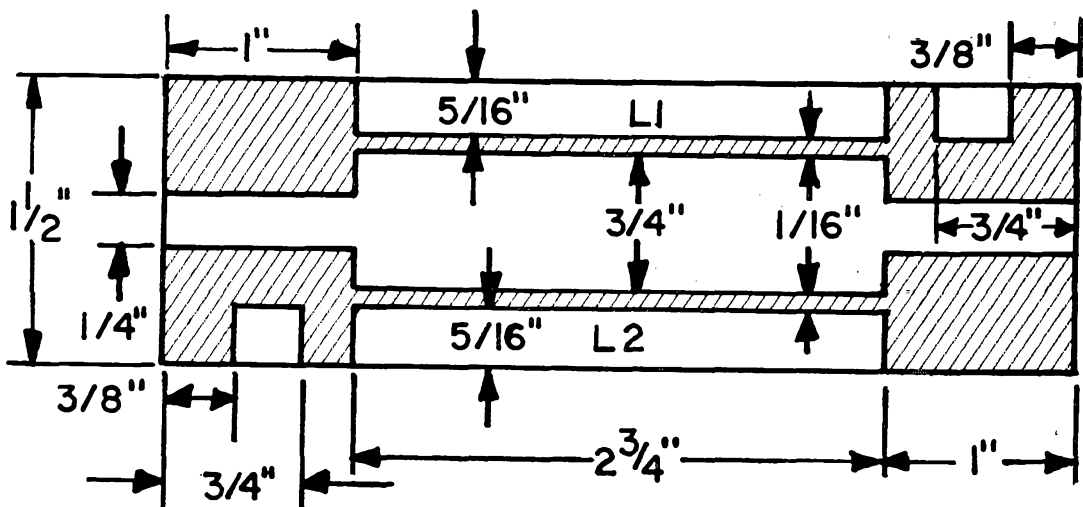


Fig. 3—Etched circuit board template. The foil side is shown, the etched portion is shaded.

its characteristic impedance none of the power that reaches the end is reflected back toward the transmitter; all of it is used up in the antenna.

When the antenna impedance is different from the line impedance some of the power will be reflected back toward the transmitter end. Standing waves of voltages and currents will then exist on the transmission line. When this happens, the transmitter will no longer "see" a 50-ohm load. Exactly what the load will be will depend on several factors,¹ but suffice to say it will be something other than 50 ohms.

The standing-wave ratio on the transmission line is the ratio of maximum to minimum voltage or maximum to minimum current that exists along the line. If the line were matched in its characteristic impedance the voltage would be the same along the line and of course the SWR would be 1 to 1. The SWR is determined by dividing the resonant antenna impedance into the line impedance, or vice versa. For example, if the antenna impedance were 25 ohms and a 50-ohm line were used, the SWR would be 2 to 1.

For a moment, let's assume that regardless of how bad a mismatch exists, we are still able to tune and load our transmitter. The question then arises, how does the mismatch affect the losses in the transmission line? The answer to the question depends on how efficient the transmission line is.

Remember earlier we said there are always some power losses in every transmission line. If we have a mismatch at the antenna end, some of the power that reaches the end will be reflected back down the line. In traveling back, some of this power will be dissipated in the line, and the higher the SWR the higher these additional


losses will be, because a higher SWR means that a greater proportion of the power will be reflected. In a transmission line that is 100 percent efficient (one that has no losses) it follows that regardless of how high an SWR exists, we wouldn't have any losses due to the SWR. Unfortunately, there "ain't no such" line, although some types of lines are much less lossy than others.

Also unfortunately, coaxial lines fall into the class that can be considered to be lossy lines. Just as an example, let's assume that you are using 100 feet of RG-58/U on the Novice 15-meter band, and you are getting 50 watts out of your 75-watt Novice rig. This 50 watts is what is leaving your transmitter on the way to antenna via the 100 feet of line. The loss for 100 feet of RG-58/U at 21 MHz is 1.9 decibels. Translating this figure to power, we would lose about 20 of our 50 watts in the losses in the feed line, leaving only 30 watts to reach the antenna and be radiated. This is assuming the antenna impedance to be 50 ohms, the same as that of the line. If there is a mismatch the losses will be higher, as pointed out earlier. Suppose the SWR is 3 to 1, using the same setup. The additional loss in the system because of the SWR would be 1 dB, or a total of close to 3dB. A 3-dB loss represents almost exactly one-half the power—that is, only 25 watts reach the antenna to be radiated. RG-8/U cable has the same characteristic impedance as RG-58/U but has less loss because it has larger conductors and more spacing between the conductors (and of course is more expensive).

The closest thing to a lossless transmission line is open-wire line. An open wire line on 21 MHz has only 0.08 dB loss per 100 feet. Even with a very high mismatch—for example, an SWR of 20 to 1, the additional losses are still less than 1 dB!

This should not be interpreted to mean that

¹Editors note: It is recommended that the newcomer obtain a copy of The ARRL Antenna Book for more detailed information on transmission line operation than can be provided in this article.



This is the sensing unit of the etched circuit Monimatch. As pointed out in the text, be sure to use a heat sink when soldering the diodes and resistors to the circuit board. The two shielded pick up leads are routed out the back of the Minibox, through a rubber grommet.

coax is an undesirable type of line to use. For beam antennas it is difficult to beat the ease and convenience of using coax. However, for a single antenna, such as a dipole that is to be used on all bands and all frequencies, the best system is one consisting of a transmatch and a feed line of open-wire line, such as shown in Fig. 1. With this system you can forget about line losses, SWR on the line, and mismatches between the antenna and feed line. By correctly adjusting the transmatch, you can always give your rig a 50-ohm load regardless of what the load is on the antenna side of the transmatch. If we use an SWR bridge in the short length of 50-ohm coaxial line that connects the rig to the transmatch, we can adjust the transmatch so that the 50-ohm line shows a match, or SWR of 1 to 1, and the transmitter always sees a 50-ohm load.

The SWR bridge in the photographs and drawings is simple to build, and when installed in 50-ohm cable, will show the relative mismatch in the line, and also will indicate when you get the transmatch properly adjusted for a match. The SWR bridge can also be used as an output indicator, which is very handy when tuning up the rig.

SWR Bridge Circuit Details

The etched-circuit Monimatch shown here is a reflectometer that samples the forward and reflected voltage in a 50-ohm line. Fig. 2 shows the circuit diagram. L_1 and L_2 are the pickup lines. In operation, a very small amount of power is coupled into the pickup lines and the r.f. voltages are rectified by CR_1 and CR_2 . The rectified voltages are then fed to the two meters, M_1 and M_2 , and the SWR then determined from the readings.

While a Monimatch is not a precise piece of measuring equipment, the SWR readings will be close enough for practical purposes. In order to determine the SWR, the forward-reading meter is set to full scale by adjusting R_3 , the sensitivity control, and then the reading on the "reflected" meter is noted. The formula for the

SWR using this system is $\frac{F + R}{F - R}$. For example,

let's assume the "reflected" reading is 5, with the "forward" reading being 10. Then 15 divided by 5 (that is, $10 + 5$ divided by $10 - 5$) would mean the SWR is 3 to 1. The closer the "reflected" reading is to zero, versus full-scale reading on "forward," the closer you come to 1 to 1, or a matched condition.

In the unit shown, two meters are used, one for the forward and the second for the reflected reading. However, if desired a single meter can be used and switched as shown in Fig. 2 at B. We used two meters in the indicator as this permits constant monitoring of what is happening in the line. The meters are inexpensive ones made in Japan.

Construction Details

Fig. 3 is a full sized template of the etched circuit board. A very recent article² in *QST* went into details showing simple methods for making etched circuits so we won't treat the process here. In making this board, it is suggested that the board be covered with masking tape and then the pattern of Fig. 3 transferred to the tape. Using a sharp knife edge or razor blade and a straight edge, the masking tape can be carefully

²Schiebold, "Fast'n' Easy Printed Circuit Boards," *QST*, August, 1969.

and accurately cut to the pattern.

After the board is etched, it can be positioned in the Minibox over the chassis connector holes and the board can then be marked at the drilling points for the mounting holes and the center conductor pins of the coax fittings. When installing the mounting screws, be sure they don't short to the center — conductor portion of the foil on the board.

There are a couple of other construction points that should be stressed. The lead lengths on R_1 and R_2 should be kept as short as possible. Also, be sure to use carbon or composition resistors, *not* wire-wound. When mounting the resistor and diode ends to the pickup sections, L_1 and L_2 , the connections should be at the very ends of the sections. Also, use a heat sink when soldering the leads on any of the components mounted on the board, as too much heat from the iron can ruin the component.

The Monimatch and meters are mounted in separate Miniboxes, $2\frac{1}{4} \times 2\frac{1}{4} \times 5$ inches. The two connectors on the Monimatch sensing unit, J_1 and J_2 , are mounted with their center pins $3\frac{3}{4}$ inches apart, center-to-center. In order to avoid an impedance "bump" in the feed line when the bridge is inserted in the line, the circuit board should be mounted $\frac{1}{4}$ inch above the base of the Minibox. Quarter-inch spacers can be used under the circuit board at the screws holding both the board and the coax fittings to position the board accurately.

Shielded conductors should be used for the connections from the diodes to the meter enclosure. The shields should be grounded to the chassis at both boxes. These lead lengths are not critical, and the Monimatch can be remote from the meter indicator.

Using the Bridge

If you are using coax feed from the rig to the

antenna, the bridge can be installed at any convenient spot in the line. If you are using a transmatch, similar to the system as shown in Fig. 1, the Monimatch should be installed on the transmitter side of the transmatch. Any relays or filters should be installed between the bridge and the transmitter, as shown.

Set R_3 so that the arm of the control is at the top of the resistance — in other words, with all the resistance in series with the meter circuit. Tune up your rig in the normal fashion, and once tuned up adjust the sensitivity of the "forward" meter by moving the arm of R_3 until the meter reads full scale. You can then determine the SWR by the formula mentioned earlier.

When adjusting a transmatch, feed just enough power through the system to obtain about half-scale reading on the "forward" meter and then adjust the transmatch controls for a match, as indicated by zero reflected power. You may have to adjust R_3 as you adjust the transmatch to keep the "forward" meter from reading more than full scale. Once you have the transmatch adjusted for a 1-to-1 ratio as indicated by the bridge, the transmitter can be loaded up in the normal manner. We usually reduce the forward reading to about half scale, and then tune the rig for maximum output, as indicated by the meter. When doing this, you may notice that maximum output as indicated by the bridge meter occurs at some setting other than the normal transmitter plate meter "dip" reading. (Normally, the instruction manuals tell you to tune for a plate dip if the transmitter has no output meter.) However, the amplifier stage will work better if you tune for maximum output rather than the dip — keeping the plate loading within the transmitter ratings, of course.

Once you become familiar with the use of the bridge, and interpreting the readings, you'll find it a very valuable device in your station. **QST**


Strays

The 12th Jamboree on the Air, sponsored by the Boy Scouts World Bureau in Geneva, will be held from 0001 gmt 18 October through 2359 gmt 19 October 1969. Not a contest, the event is intended to introduce Scouts to ham radio, and to allow for Scout-to-Scout chats.

Congregating frequencies include: 3590, 3725, 7050, 7175, 14080, 21,140 and 28,190 kHz cw; the attention-getter is CQ JAM. On phone, gather at 3940, 3990, 7240, 14290 or 28,990 kHz and sound off with CQ Jamboree.

To volunteer your services, speak to any Scout leader you may know, call the phone number listed under Boy Scouts of America in your own phone book, or write to W1UED at ARRL Hq for the name and address of the Scout Council nearest you.

Afterward, send your report on the number of Scouts you entertained and the interesting contacts you made, in return for which you'll get a participation certification; the address is Dept. Q, Boys' Life Radio Club, New Brunswick, N.J. 08903.



12th JAMBOREE ON-THE-AIR

October 18-19 1969

JOTA '69

BOY SCOUTS WORLD BUREAU P.O.B. 280, 1211 GENEVA 11, SWITZERLAND

A Dual-Band Mobile Antenna

80 and 40 Meters Without Switching

BY NORMAN POS,* WA6KGP

LIKE most other mobile operators, the author has stuck more or less to one band in the past because of the nuisance involved in stopping the car and getting out to retune the antenna each time it was desired to change bands. Recently, this difficulty has been overcome to a considerable degree by the use of an antenna loading network that takes care of the two low-frequency bands, 80 and 40, automatically without the need to change coils or otherwise retune the antenna.

The principal is basically the same as that of the two-band system described in the *ARRL Antenna Book*.¹ In the latter system, a network applied to a whip antenna resonant at 28 MHz. provides 10- and 20-meter operation without switching. In the system as used by the author, a similar network, applied to a whip antenna preloaded so as to be resonant at 7200 kHz, provides 40- and 80-meter operation.


Referring to Fig. 1A, the operation is briefly as follows: The preloaded whip is made up essentially of whip sections l_1 and l_2 loaded by L_1 and the capacitive hat C_H . This combination is made resonant at 7200 kHz. The network consisting of L_2 , L_3 , L_4 and C_1 has no significant influence on operation at this frequency because L_3 and C_1 are adjusted to series resonate at 7200 kHz, thus providing essentially a short from point A to point B.

L_2 is the additional inductance required to resonate the antenna at 3900 kHz. At this frequency, the combination of L_3 , L_4 and C_1 have virtually no effect because L_4 is adjusted to make the $L_3L_4C_1$ circuit parallel resonant at 3900 kHz. The almost infinite impedance of this circuit has negligible effect when shunted across L_2 .

Since it can be seen that L_2 and L_4 are in parallel, they can be replaced by a single coil, L_5 , having a value equal to the resultant of L_2 and L_4 in parallel, and the network is reduced to the circuit of Fig. 1B. Also, since L_1 and L_2 are in series, they can be replaced by a single coil with adjustable taps (L_6), as shown in Fig. 1C, the portion of the coil above the 40-meter tap being equivalent to L_1 , and the portion below equivalent to L_2 .

* 1261 Mt. Acora Drive, San Diego, Calif. 92111.

¹ Page 303, 11th edition. Also, Pichitino, "Automatic Multiband Mobile Antennas and Mobile Antenna Characteristics," *QST*, June, 1953.



The finished antenna for 40 and 80 meters, with capacitive hat in place.

Construction

Initially, the author tried various types of ceramic and mica units for capacitor C_1 . However, these units failed to stand up satisfactorily at transmitter input power of more than 50 watts or so. The final arrangement uses a tubular air capacitor as part of an assembly which includes the coils, as shown in Fig. 2 and the photographs.

A 12-inch length of fiber glass tubing having an outside diameter of $\frac{3}{4}$ inch is fitted with a brass plug at each end. The plugs are threaded to match the whip-antenna sections. A 6-inch section of brass tubing having an inside diameter of $\frac{3}{4}$ inch, and an outside diameter of $1\frac{1}{16}$ inch, is slid over the bottom end of the fiber glass tube. It is held in place by two bakelite rings (one at each end) bored out to a force fit over the fiber glass tube, and turned down to a force fit inside a second brass tube having an inside diameter of $1\frac{5}{16}$ inch. This tube has an outside diameter of 1 inch, and a length of 7 inches. The assembly is held in place by retaining screws or pins, as shown in Fig. 2. The two brass tubes,

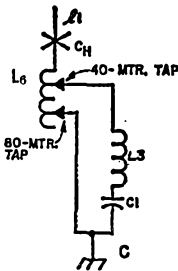
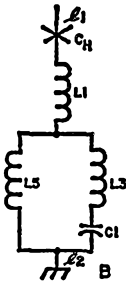
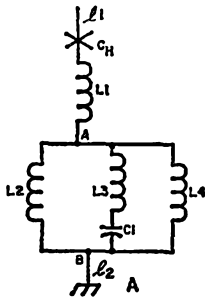


Fig. 1—Circuit diagrams illustrating the development of the two-band automatic-switching network as explained in the text. The final arrangement is shown in (C).

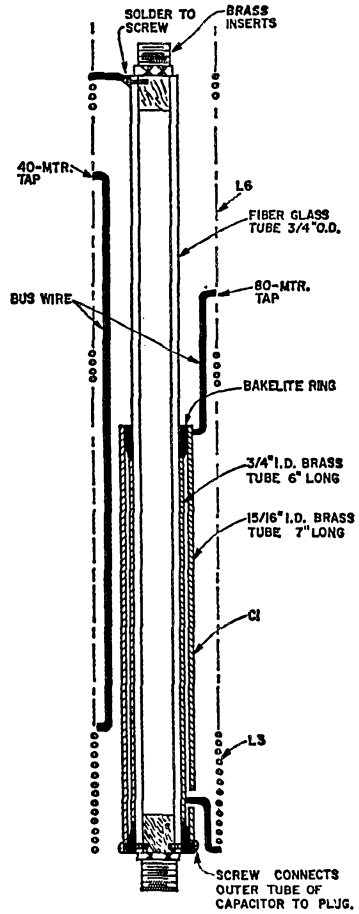


Fig. 2—Constructional details of the coil and capacitor unit of the two-band mobile antenna.

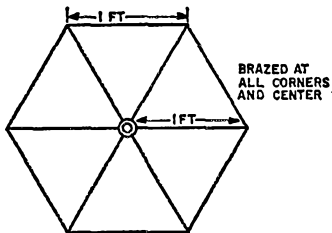
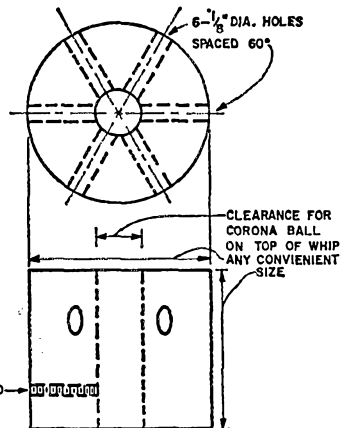



Fig. 3—Sketch showing the dimensions and configuration of the capacitive hat.



10-32 TAPPED SET-SCREW HOLE



A two-band network for a mobile whip antenna. The series-tuned coil, L_3 , is at the right, the antenna loading coil, L_6 , at the left, with the tubular series capacitor in between.

with $\frac{1}{16}$ -inch air space between, form the capacitor C_1 . The value is approximately 80 pf.

A clearance hole is drilled near the bottom end of the larger brass tubing to permit a connection between the inner brass tube and the bottom end of the series-tuned coil, L_3 , as shown in Fig. 2. The top end of this coil is connected to the 40-meter tap on L_6 by means of a length of heavy wire running inside L_6 . The top end of the outer brass tubing is connected to the 80-meter tap on L_6 with a similar but shorter lead. A screw connects the top end of L_6 to the top brass plug.

Coils

The coils are sections of standard coil stock (Pic 1771, AirDux 1610T or Miniductor 3907-1) having 20 turns per inch of No. 16 wire, and a diameter of 2 inches. A standard 10-inch length of this stock will be more than adequate. About 20 turns of the stock are cut off to make L_3 , and the remainder can be used for L_6 . The coils are supported by their leads, concentric with the fiber-glass tube, with L_3 as close to the bottom, and L_6 as close to the top as possible to avoid having the tubular capacitor in the immediate fields. Alternate turns of L_6 can be pushed inward in one quadrant, as is often done to facilitate tapping.

The complete assembly is weatherproofed by enclosing it in a length of large-diameter Lucite tubing fitted with end caps.

Capacitive Hat

The capacitive hat used is shown in the sketch of Fig. 3. It consists of a hexagonal framework made by brazing one-foot lengths of $\frac{1}{8}$ -inch brazing rod together, and to a brass hub at the center of the pattern. If the corona ball on the antenna is not removable, the hub must be large enough so that a hole to pass the ball may be drilled at the center. One or more set screws should be provided to clamp the hat to the top section of the whip, an inch or two above the coil assembly.

Adjustment

A desirable feature of this arrangement is that the adjustments for the two bands are virtually independent. Before adding the whip sections and the capacitive hat, the two tap leads to L_6 should be shorted temporarily to connect

L_3 and C_1 in parallel. L_3 should then be adjusted until a grid-dip oscillator coupled to L_3 indicates resonance at 7200 kHz, after which the short should be removed.

With the antenna completely assembled and installed on the car, preliminary adjustment can be made by coupling the g.d.o. to two or three turns of wire connected between the base of the antenna and chassis. The 40-meter tap should be adjusted first for resonance at 7200 kHz, and then the 80-meter tap for resonance at about 3900 kHz. Final adjustment of the taps can be made by feeding power to the antenna at one frequency and then the other, and adjusting the tap for each band for minimum s.w.r.

The lower section of the whip used is 41½ inches long, while the top section is 59½ inches long. With the antenna installed high up on a Volkswagon bus, the 40-meter tap is set at 23 turns from the top end of L_6 , and the 80-meter tap at 40 turns. These settings will vary, depending on the length of the antenna, and its mounting relative to the car body and ground.

After the adjustment is complete, all but a few of the unused turns below the 80-meter tap may be removed. A few extra turns are desirable for possible readjustment in case a change in frequency is made, or the dimensions of the antenna or its location changed.

Bandwidth

S.w.r. plots made on the two bands showed that frequency could be varied plus or minus 65 to 70 kHz relative to the optimum frequency on 40, and plus or minus about 20 kHz on 80, without exceeding an s.w.r. of 2 to 1.

A second 8-foot whip, fed directly with coax line, and mounted on the opposite side of the car is used for 10, 15 and 20 meters. With a coax switch mounted up front, it is possible to cover all bands from the driver's seat by merely switching the coax line from one antenna to the other.

In conclusion, the author would like to thank Jim Cross, K6BQS, for many of the mechanical ideas and for his help in testing the coil. QST

**SWITCH
TO SAFETY!**

Here are two solid-state vhf converters that can be built in two or three evenings by anyone with a fair amount of practical experience in amateur radio. The circuits were designed for minimum "cross-mod" and low noise figure. Overall converter gain is good, making the equipment suitable for use with almost any communications receiver that can be tuned from 28 to 30 MHz. The 2-meter converter can be built for under \$30, using new parts throughout. The 6-meter converter will cost slightly less.

A Solid-State Sandwich for VHF

Twin Converters for 50 and 144 MHz

BY DOUG DEMAW,* WICER

THE equipment described here uses a mixture of JFETs and MOSFETs to provide good performance at low cost. By eliminating bipolar transistors there is no need for special tuned circuits designed for matching the low input impedance of that type of transistor. FETs permit the builder to work with tuned circuits that are similar to those used with triode vacuum tubes. FETs are superior to bipolar transistors because they can handle higher signal levels without the overloading and cross-modulation problems common to bipolar transistors.¹ This feature should appeal to vhf operators who live in close proximity to other vhf stations.


Of special interest here is the use of a dual-gate MOSFET in each converter's mixer circuit. Although Motorola MFE3008s are used at Q_5 and Q_8 , Figs. 1 and 2, an RCA 3N141 will provide comparable performance.² The Motorola part, however, is less subject to damage from static charges than are some other brands. This, according to a Motorola representative, results from the silicon-nitride dielectric material used as insulation between the gates and the remaining part of the MOSFET. Earlier types used a metal-oxide film that could be more easily punctured by high electric fields.³ The 3N141

* Assistant Technical Editor.

¹ Bipolar transistors do not have sufficient dynamic range to accommodate strong signals without overloading; FETs are superior in this regard.

² Since these converters were built, RCA has announced the availability of their new 40673 MOSFET which has built-in back-to-back protective diodes. The diodes prevent static-charge damage during handling, and provide in-circuit protection from transients.

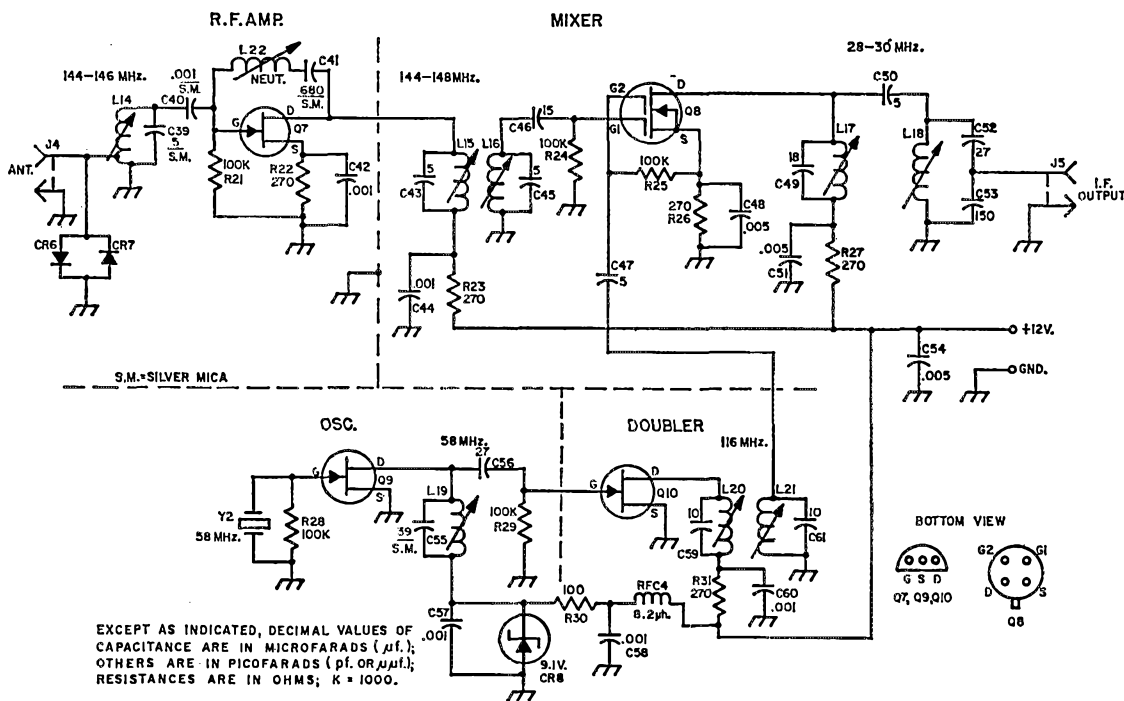
³ Both the MFE3008 and 3N141 MOSFETs should be handled with care to prevent damage from static charges. They should be installed in the circuit board as the last step prior to testing. Sockets are recommended, and the four transistor leads should be kept shorted together until they are installed. If the MOSFET is to be soldered into the circuit board, rather than being plugged into a socket, the tip of the soldering iron should be connected to an earth ground while soldering. Keep the leads away from plastic, styrene, or any material that can collect static charges. Once the FET is installed in the circuit it is quite safe from static-charge damage.



The twin vhf converters are housed in a homemade aluminum box which has removable top and bottom covers for easy access to the circuit boards. Each converter has its own input and output jacks so that simultaneous operation is possible.

does not use silicon nitride and requires very careful handling to insure against damage.

Both the MFE3008 and 3N141 types exhibit high values of y_{fs} (forward transadmittance, gate 1 to drain), thus making them ideal as amplifiers and mixers. The MFE3008 has a y_{fs} that ranges between 8,000 and 18,000 μmhos . Its conversion gain is on the order of 20 dB, and the isolation between the oscillator and rf signals is very good because each of the two signals being mixed has its own control element. The foregoing consideration is especially important in receivers which use tunable oscillators and mixers. Although a dual-gate MOSFET would serve as an excellent rf amplifier in these converters, it was not used in the interests of transistor protection from the strong rf fields which are often present when converters are used in combination with vhf transmitters. The JFETs (junction field-effect transistors) can safely handle up to approximately 80 peak volts of rf before being damaged, and perform nearly as well in rf amplifier service as do the MOSFETs.



EXCEPT AS INDICATED, DECIMAL VALUES OF CAPACITANCE ARE IN MICROFARADS ($\mu\text{f.}$); OTHERS ARE IN PICO FARADS (p.f. OR $\mu\text{mf.}$); RESISTANCES ARE IN OHMS; K = 1000.

Fig. 1—Circuit of the 2-meter converter. Resistors are $\frac{1}{2}$ -watt composition. Capacitors, unless otherwise noted, are disk ceramic. See Fig. 2 for explanation of component numbering.

CR₆, CR₇—1N914 or equivalent.

CR₈—9.1-volt, 1-watt Zener diode (Motorola HEP-104 or equiv.).

J₄—BNC or SO-239-type chassis connector.

J₅—Phono connector.

L₁₄—4 turns No. 24 enam. to occupy $\frac{3}{8}$ inch on J. W. Miller 4500-4 iron-slug form. Tap 1 turn from ground end.

L₁₅, L₁₆, L₁₉—5 turns No. 24 enam. to occupy $\frac{3}{8}$ inch on same-type Miller form as L₁₄.

L₁₇, L₁₈—15 turns No. 24 enam. wire, close-wound, on J. W. Miller 4500-2 iron-slug form.

L₂₀, L₂₁—Same as L₁₄, but no tap.

L₂₂—9 turns No. .30 enam., close-wound, on J. W. Miller 4500-2 iron-slug form (J. W. Miller Co., 19070 Reyes Ave., Compton, Cal. 90221; write for catalog and prices).

Q₇, Q₉, Q₁₀—Junction FET, Motorola MPF102 (2N4416 suitable).

Q₈—Dual-gate MOSFET, Motorola MFE3008 (RCA 3N141 or 40673 also suitable).

RFC₄—8.2- μH miniature rf choke (James Millen 34300-8.2).

Y₂—58-MHz 3rd-overtone crystal (International Crystal Co. type GP).

Bandpass tuned circuits are used in both converters to lessen the chance of spurious responses from nearby commercial stations and from harmonic energy originating in the converter oscillator channels. Zener-diode voltage regulation is used in the drain supply of each converter's crystal oscillator for good frequency stability.

The rf stages of both converters are neutralized for best stability. The neutralizing network, when properly adjusted, assures the best possible noise figure (approximately 2.5 dB) for the 2-meter converter. The foregoing consideration is not especially significant in the case of the 6-meter unit because atmospheric noise on that band is usually the limiting factor in low-noise reception. Either converter is capable of satisfying the needs of beginners or seasoned vhf operators who possess stable, sensitive 28-MHz tunable i-f receivers. The use of circuit boards makes the converters easy to duplicate and get

operating. Ready-made boards are available for those who do not wish to etch their own.⁴

The 2-Meter Circuit

Because the converters were designed as part of another project, the component numbering in Figs. 1 and 2 does not start in the low numbers. Each part is numbered (though not all are called out in the parts lists) for the purpose of identification on the circuit-board templates.

Referring to Fig. 1, diodes CR₆ and CR₇ are bridged across the antenna input at J₄ to provide burnout protection for Q₇, the rf amplifier. They will not conduct until the incoming signal level reaches approximately 0.7 volt. They can be eliminated from the circuit if the converter is well isolated from the transmitter by means of a high-quality, shorting-type coaxial relay. *Make*

⁴ Stafford Electronics, 427 S. Benbow Rd., Greensboro, N. C. 24701 (\$3 per board). Foto-Etch Co., 3311 Citrus Ave., Walnut Creek, Ca. 94598.

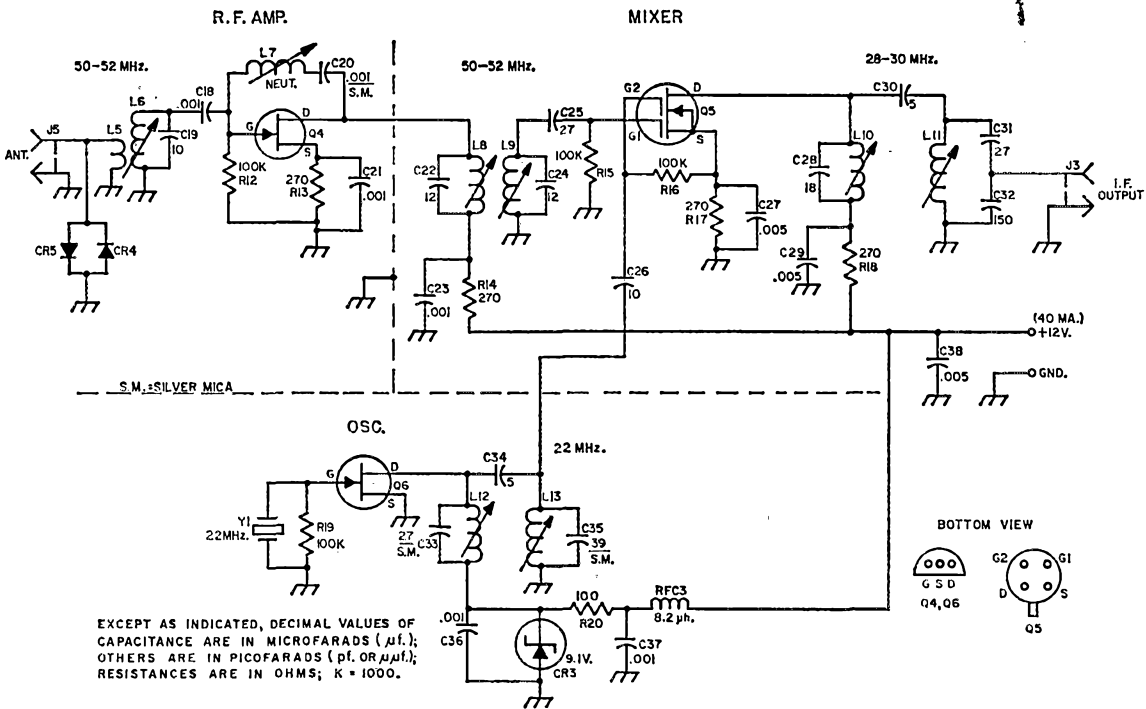


Fig. 2—Circuit diagram of the 6-meter converter. Resistors are $\frac{1}{2}$ -watt composition. Capacitors are disk ceramic unless specified differently. Numbered components not appearing in the parts list were so identified for circuit-board layout purposes.

- CR₃—9.1-volt, 1-watt Zener diode (Motorola HEP-104 or equiv.).
- CR₄, CR₅—Small-signal silicon switching diodes (1N914 or similar).
- J₂—BNC or SO-239-type chassis connector.
- J₃—Phono connector.
- L₅—3 turns of small insulated wire wound over the ground end of L₆.
- L₆, L₈, L₉—10 turns No. 24 enam. wire, close-wound, on J. W. Miller 4500-4 iron-slug form.
- L₇—25 turns No. 30 enam., close-wound on 4500-2 form.

- L₁₀-L₁₃, incl.—12 turns No. 24 enam., close-wound, on J. W. Miller 4500-2 iron-slug form.
- Q₄, Q₆—Junction FET, Motorola MPF102 (HEP-802 or 2N4416 suitable).
- Q₅—Dual-gate MOSFET, Motorola MFE3008 (RCA 3N141 or 40673 also suitable).
- RFC₃—8.2- μH miniature rf choke (James Millen 34300-8.2).
- Y₁—3rd-overtone crystal (International Crystal Co. type GP).

sure that the coax relay switches BEFORE the transmitter activates!

The antenna lead is tapped down on L₁₄, one turn from the ground end. The exact positioning of the tap can be varied for the best noise figure, though the position given here should be satisfactory. Neutralization of the rf stage is effected by the series coil, L₂₂, which should be adjusted for the lowest noise figure consistent with good stability. Source bias is used at Q₇ to prevent stage overloading in the presence of strong signals.

Bandpass coupling is used between Q₇ and Q₈, the mixer, to keep out-of-band signals from reaching the mixer. The bandpass coils, L₁₅ and L₁₆, should be stagger-tuned to give a reasonably flat response from 144 to 146 MHz. The rf signal is coupled to gate 1 of Q₈, and the oscillator signal is supplied to control gate 2. Do not interchange the gates. Bandpass tuning is used at the output

of the mixer to reduce oscillator feedthrough to the i-f receiver, and to provide a broad response from 28 to 30 MHz. Coils L₁₇ and L₁₈ should be stagger-tuned for a broad response over that frequency range. Output to the i-f receiver is taken at 50 ohms from a capacitive divider across L₁₈.

An overtone oscillator is used at Q₉ to provide a 58-MHz signal. Output from the oscillator is doubled to 116 MHz by Q₁₀. Another bandpass tuned circuit is made up by L₂₀, L₂₁, and their associated shunt capacitors. Both coils are peaked at 116 MHz to lessen the chance that 58-MHz oscillator energy, and the 174-MHz oscillator harmonic, will reach the mixer. Tuned traps for both the unwanted frequencies can be added to the injection line of gate 2 by those who desire greater attenuation of those two frequencies. To assure good oscillator starting, L₁₉ should be capable of tuning at least 1 MHz above the crystal

frequency. When properly adjusted, it will be resonant at approximately 59 MHz. The supply voltage to Q_9 is regulated at 9.1 volts by CR_8 , a 1-watt Zener diode.

The 6-Meter Converter

Fig. 2 shows the circuit of the 6-meter unit. For all practical purposes it is a carbon copy of the 2-meter converter, but without the doubler stage in the oscillator channel. The same circuit-board pattern is used for both pieces of equipment, resulting in a few unused holes in the 50-MHz model.

There is no need to tap the antenna down on the input coil, L_6 , since noise figure is not a prime consideration in this instance. A 3-turn link is wound over the ground end of L_6 , and is used instead of the tap. Neutralizing inductor L_7 is adjusted for stable operation of Q_4 , and should be set while the antenna is connected to J_2 . The rf and mixer bandpass circuits should be stagger-tuned in the same manner as was done in the 2-meter model. Coils L_{12} and L_{13} are peaked at 22 MHz. For better purity of the oscillator output signal, if desired, tuned traps for 44 and 66 MHz. can be placed in the injection line to gate 2 of Q_5 . Normally, this should not be necessary.

Construction

Scale templates for the etched-circuit board are available from ARRL for 25 cents and a SASE. The semiconductors are available from most of the larger mail-order houses, or from any Motorola distributor. The slug-tuned coil forms are made by J. W. Miller and should be only those numbers specified. It will be noted that some coil-form numbers have a numeral 2 at the end (4500-2) while others have a 4 at the


end of the number (4500-4). These numbers relate to the core material used, which is designed for a particular frequency of operation. The core material has a significant effect on the tuning range of the inductors, and can seriously affect the coil Q if of the wrong type. If substitute coil forms are used, be sure that they're designed for the frequency range over which they will be used.

These converters can be packaged in any style of box the builder prefers. In this instance, both units are housed in a single homemade enclosure which measures $6\frac{3}{4} \times 5 \times 2\frac{1}{2}$ inches. The top and bottom covers are held in place by No. 6 spade bolts which are attached to the side walls of the box. This style of construction can be handled with ordinary hand tools, and only four 90-degree bends are required. This box was made from a large aluminum cookie sheet purchased at a local discount store. The dull finish results from a lye-bath treatment given the aluminum after it was formed.

The converters are mounted on the bottom plate of the box by means of 1-inch metal standoff posts. Self-adhesive rubber feet are attached to the bottom of the box. Black decals are used to identify the terminals on the outside of the box.


A 4-terminal transistor socket is used for the 6-meter mixer MOSFET. At the time the 2-meter converter was built a socket was not on hand, but both converters should use sockets for the MFE3008s to minimize the possibility of transistor damage when soldering. The sockets are Elco 05-3308 and are available from Allied Electronics in Chicago (5 for 94 cents). The binding posts used for connecting the +12 volts to the converters are E. F. Johnson 111-102s.

HEP-56 (Motorola) rectifier diodes are con-



The darker of the two circuit boards contains the 6-meter converter. It is shown at the bottom of the photo in this inside view. Since both circuit boards are identical in pattern, some of the holes are left blank on the 6-meter model, as there is one less stage in its oscillator section. The lighter-colored circuit board (upper) is the 2-meter unit. Both boards are glass epoxy. The upper one is home made, while the lower board was supplied by Stafford Electronics. The protective diodes at the antenna jacks were not installed when these photos were taken.

Looking into the bottom of the converter box, the 6-meter unit is at the top of the photo. Each converter has four 1-inch stand-off posts which secure the circuit boards to the bottom plate of the cabinet. RF shields divide some sections of the converters to prevent unwanted coupling between the tuned circuits. The shields are made from flashing copper and are soldered to the ground foil on the circuit boards. They are notched out wherever they come in close proximity to the non-ground elements of the circuit.



nected from the 12-volt input terminals on the box to the 12-volt terminals on the circuit boards, their anodes toward the Johnson binding posts (Not shown in Figs. 1 and 2.). These diodes prevent damage to the transistors should the operator mistakenly connect the power supply leads for the wrong polarity. Positive voltage will pass through the diodes, but negative voltage will be opposed.

It is strongly recommended that the converters be housed in some type of metal enclosure, as was done here, to prevent oscillator radiation, and to insure against random pickup of interfering commercial signals by the mixer circuit. This precaution is especially important in areas where commercial fm and TV transmitters are nearby.

Adjusting the Converters

After checking for cold-solder connections and unwanted solder bridges across the circuit-board elements, connect the converter being tested to a receiver that can be tuned from 28 to 30 MHz. Using either a signal generator or a weak ham signal, adjust the tuned circuits for peak response. The low end of each vhf band will fall at 28 MHz with the oscillator frequencies given here. (Other segments of either vhf band can be covered by using crystals of the appropriate frequency.) Next, if the rf stage appears to be unstable, as evidenced by popping noises and blank carriers, as the input coil is tuned, adjust the neutralizing coil until the condition ceases. Further adjustment of the neutralizing coil can be carried out to obtain the best noise figure on 2 meters. After these initial adjustments are completed, the rf and mixer bandpass circuits can be stagger-tuned as outlined earlier. If no signals can be heard, chances are that the oscillator stage is not operating. A wavemeter can be coupled to the drain coil of the crystal oscillator to determine if output exists, then the slug adjusted until an output indication is noted. The 2-meter converter draws approximately 40 mA

when operating normally. The 6-meter unit will draw approximately 35 mA.

Performance

Both converters show excellent immunity to spurious responses and "birdies" in their intended i-f tuning range. While checking with a laboratory-type signal generator, each converter permitted Q5 reception of 0.1- μ V cw signals, and signal levels 6 dB below that value were plainly discernable in the converter noise. Both units were tested in the immediate region of several commercial fm and TV transmitters in the Hartford, and Meriden, Connecticut areas. In regions where other channel assignments are being used, it is possible that unwanted responses might show up, but tuned traps for the interfering frequency should resolve the problem. Also, it is always helpful to install a strip-line bandpass filter⁵ ahead of any vhf converter in problem areas where such responses are likely. This practice also helps reduce i-f feedthrough of 28-MHz amateur signals.

Anyone wishing to construct converters for use in the hf bands should be able to adapt these circuit boards to that use. Similar circuits can be used, selecting the proper crystal frequencies and designing the tuned circuits for the frequency of operation. The same type transistors can be used in each stage of the converter.

QST

⁵ Strip-line filters of this type are described in *The ARRL Radio Amateur's Handbook*, 46th Edition, Chap. 23, and in *The Radio Amateur's V.H.F. Manual*, 2nd Edition.

**SWITCH
TO SAFETY!**




The Swan Multidrive 2-Meter Antenna

Electrical and Mechanical Details of a Popular V.H.F. Array

THE vhf enthusiast is always looking for ways to improve his antenna performance, and rightly so, for any improvement here works on both transmitting and receiving, and it is often accomplished with less expense than similar improvements made within the station. For Norm Milne, WB6PDN, a marked step up in the antenna department was made possible almost by accident, and as a result an approach new to the amateur vhf field is being used at an increasing number of western stations.

Norm had used an 8-over-8 J-slot array on 2 meters for some time, but was looking for something better to put up on his new fold-over tower. He started on a long-Yagi construction project, but got no farther than a hunt for boom and element materials. This led him to a long-time friend, Oliver Swan, a local manufacturer of TV antennas. A former ham (ex-W7KPM) recently relicensed as W6KZK, Oliver was interested in trying for 2-meter work an idea commonly used in TV antennas. The antennas shown in the sketches and photographs are the result.

The basic idea for the array, from Jasik's *Antenna Engineering Handbook*¹, is used in TV antennas for gain over a wide frequency range, in an array of relatively simple construction. In the form worked out by W6KZK, with dimensions given at the left side of Fig. 1, frequency response is a secondary consideration, though the array does have somewhat broader coverage than a conventional Yagi of similar proportions. The use of several driven elements also appears to be an efficient way of getting the optimum phasing of currents in the system, necessary for high gain and clean pattern. Results at several California stations, and with an antenna checked by the writer, indicate that the Swan antenna does outperform a conventional Yagi of the same boom length. Phased arrays of two and four bays erected by western 2-meter men have given similarly outstanding results. A four-bay system is reported to have given identifiable echoes from the moon.



Four-bay system installed at WB6PDN, Stockton, California. A single vertical bay, and a 4-element 50-MHz array are also on the same support.

A duplicate of the original single-bay version checked by Ron Hensley, WB6RNH, showed uniform gain from 144 to 145 MHz. It was down 1.5 db. at 146 MHz, and 2.5 db. at 148 MHz. This is comparable to 5-element and 20-element arrays developed by the writer,² and considerably broader than long-Yagi systems adjusted for maximum gain.

Jim Brannin, K6JC, was not interested in bandwidth, so he experimented with element lengths and spacings for maximum gain at 144 MHz. His dimensions are given on the right side of Fig. 1. Jim feeds his array with 52-ohm coax and a 52-to-110-ohm balun.³ The original Swan version aims for 110 ohms impedance, so that two bays may be stacked and fed at the midpoint of the phasing system with 52-ohm coax and a 1-to-1 balun.

Construction and Adjustment

The driven elements of the Swan antenna must be insulated from the boom, as they are fed at their centers. Swan uses and supplies rugged plastic blocks made for the purpose.⁴ The parasitic elements are mounted on smaller blocks, and a single bolt runs through the center of the element, the block, and the one-inch boom. The mounting holes in the blocks for the driven elements are $3\frac{1}{2}$ inches apart, and the elements are drilled $\frac{5}{8}$ inch in from their inner ends. The transposed line connecting the elements is one piece of heavy aluminum wire, and runs through small U-shaped clips at each element.

¹ Tilton, "Building Your Own Arrays for 50 and 144 Mc.," October, 1968, *QST*. Also *Radio Amateur's V.H.F. Manual*, Second Edition, Chapter 9.

² Holladay and Farwell, "Beer-Can Baluns," Feb., 1965, *QST*. Also, *Radio Amateur's V.H.F. Manual*, Chapter 8.

³ Set of 9 mounting blocks, drilled and machined for $\frac{3}{8}$ -inch elements and 1-inch boom, \$4.00, incl. postage and tax, from Oliver Swan, 846 N. Union, Stockton, California 95201.

⁴ McGraw-Hill Book Company, Inc. First Edition, 1961, Chapter 24.

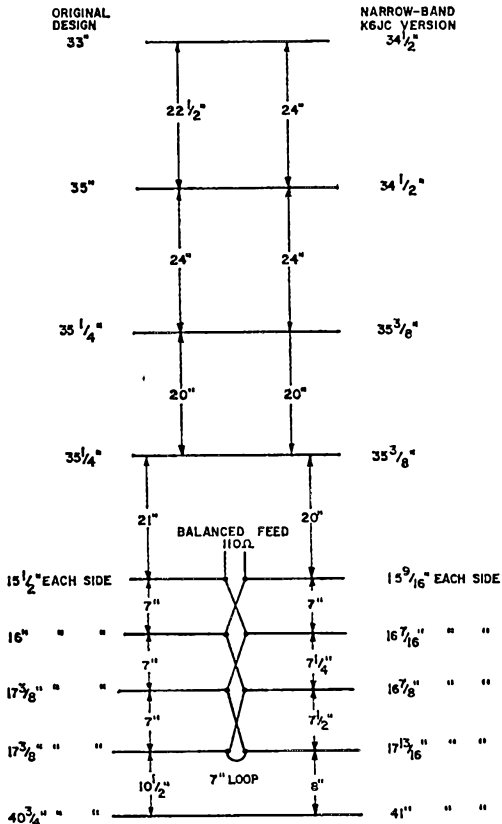


Fig. 1—Basic dimensions of the Swan Multidrive 2-Meter array, broad-band and narrow-band versions.

The loop at the back end is 7 inches long. The line should be separated from the boom, and from the other part of the line at the cross-over point, by at least $\frac{1}{4}$ inch.

Assuming a feed impedance of 110 ohms, the writer made a Q section of rigid 75-ohm coax, two lengths side by side. This 150-ohm section should match the 200 ohms represented by the main transmission line and its 52-ohm balun to a 110-ohm load, but it did not. Standing-wave ratio across the band varied only slightly, but it was never below about 2:1. Tests with other matching devices not having provision for tuning out reactance resulted in similar degrees of mismatch. It appears that the antenna, as supplied, is reactive at all frequencies within the band, a condition that is not unexpected, in view of the phasing system.

Matching is thus a logical job for the universal stub, which has become almost standard equipment in antenna work by this writer. In this instance a line just over a half wavelength long was made of $\frac{1}{4}$ -inch aluminum tubing, flattened and drilled at one end to take the bolts that hold the forward driven element in place. The upper end is fanned out to the $3\frac{1}{2}$ -inch separation of these mounting bolts, and the balance of the line is about $1\frac{1}{4}$ inches, center to center. A sliding

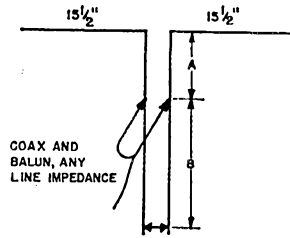


Fig. 2—Forward driven element, with universal stub used in ARRL checks of the Swan antenna. Both the movable short and the point of connection of the balun should be adjusted for zero reflected power in the transmission line. With the stub described in the text and a 52-ohm coaxial line and balun, Dimension A was 11 inches and Dimension B 31 inches, when adjusted at 145 MHz.


clip is used to close the stub and resonate the antenna system at the operating frequency. The 50-to-200-ohm balun is then slid along the stub until the point of zero reflected power is found. The positions of the shorting clip and the balun connections interact to a degree, so both should be rechecked carefully for zero reflected power at the middle of the desired operating frequency range. If evaluation of the antenna performance is to be attempted, this procedure should be repeated for every frequency change.

These adjustments should be made with the array some multiple of a half-wavelength above ground, and in an area where no trees, wires or other objects are in the line of fire for distances of many wavelengths. If your test site does not meet these specifications, mount the array with the boom pointing straight up, and the reflector about a quarter-wavelength above ground. This will provide a fair simulation of free-space conditions.

Performance

The writer makes no claim as to accuracy of gain measurements, though relative gain can be

(Continued on page 58)



Swan antenna as tested by the author, showing the universal stub and balun of Fig. 2.



Hints and Kinks

For the Experimenter



SOLID STATE SWITCHING FOR THE ELECTRONIC PADDLE

THE circuit of Fig. 1 illustrates a refinement of the electronic paddle described by Ken Stone in the "Gimmicks and Gadgets" column of *QST* for April, 1969. Basically, the two keying relays in the original unit have been replaced by switching transistors, and the number of dc amplifier stages has been reduced from three to two with no loss in sensitivity. Thus, the modified circuit offers the advantages of being all solid state and having fewer parts than the original version. — *W. D. Fredericks, WA8TMA/4*

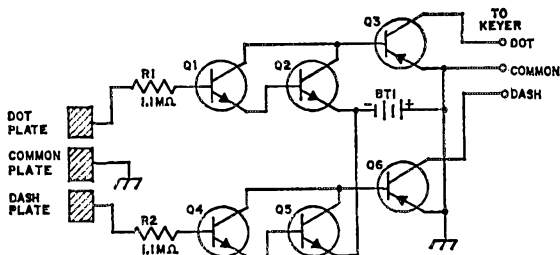


Fig. 1—Schematic diagram of the relayless electronic paddle. For details of the three plates, see the article referred to in the text.

- BT₁—9-volt battery.
- Q₁, Q₂, Q₄, Q₅—2N1051 or HEP-53.
- Q₃, Q₆—2N525 or HEP-253.
- R₁, R₂—1.1-megohm, ¼-watt composition.

SIMPLE CURE FOR IGNITION NOISE

AFTER being driven nearly nuts by the ignition noise from my mobile rig, I decided to try the complete shielding system detailed in the *Mobile Manual*. Although the installation took many hours of bloody fingers, greasy fingers, and not so sweet words, the job was worth the effort since the system proved to be very effective.

My rig was completely free of ignition noise for many months. Then after being informed by the local service station that it was impossible for them to service my ignition system, I slowly came to the conclusion that my many hours of work would have to go in order for the secondary things, such as my car firing on all cylinders, to endure.

For the next two months I had a hard time hearing any signal that resulted in an S-meter indication below 40 dB over S9. Then one day the idea came to mind to cover the ignition system with aluminum foil rather than shield

braid. After only fifteen minutes, rather than several hours for the previous system, the foil was completely installed. The foil has worked equally as well as the shield braid, and it can be removed easily by any automobile mechanic for service of the ignition system. When I get my car back from the garage, I simply take a few minutes to cover everything with foil again, and I'm in business as before. — *Dennis E. Barrow, WB4GQX*

METER PROTECTION

IT has been pointed out by W9YLD that the movement of the meter in the "Compact Multi-Purpose Test Instrument" (April 1969 *QST*, page 16) can be protected against mechanical shock in transportation by the use of electromagnetic damping. This feature can be incorporated easily by connecting the "0" terminal of S_{1A} to the negative side of the meter, thus causing the meter to be short-circuited when S₁ is turned to OFF. — *Yardley Beers, W0JF*

QSL CARD HOLDERS

BEING unable to find QSL card holders here in Memphis, I came up with the idea of using "Glad-Bag" sandwich bags to hold my QSLs. As shown in Fig. 2, insert one card in each bag, and staple the bags together. Then roll the flap of the uppermost bag around a 6¼ × 1-inch piece of cardboard and staple the two together. Use a tack in the center of the cardboard to hang the QSL collection on the wall.

The best part about using "Glad-Bags" is that a box of 80 bags costs 33 cents compared to 99 cents for a QSL card holder that holds only 20 cards. — *Mickey L. Bradford, WN4LSS*

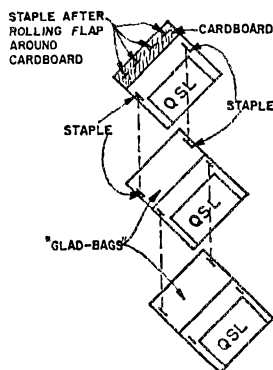


Fig. 2—WN4LSS's method for displaying QSL cards.




Fig. 3—A space-saving toroidal sandwich.

ASSEMBLING TOROIDAL INDUCTORS FOR BAND SWITCHING

Double-sided copper-clad circuit board makes a convenient multiple-deck sandwich for stacking two or more toroidal inductors. The assembly shown in Fig. 3 contains four toroids which are used in a four-band transmitter. Small holes were drilled in each corner of each piece of circuit board. Bus wire was passed through the holes and was then soldered in place to hold the toroids snugly against the boards. Masking tape covers the copper surfaces that would otherwise come in contact with the windings on the cores, thus assuring that there will be no shorted turns on the coils should the enamel insulation of the wire become abraded. A standard terminal strip was soldered to one of the bus wires. It provides tie points for the ends of the windings. Because in this model one end of each winding goes to chassis ground, the copper foil of the boards is used as the ground connection. A No. 6 screw and nut were fastened to the bottom piece of circuit board and serve as a mount for the completed assembly.

Since toroidal inductors are self-shielding, they can be mounted close to one another, and close to metal, without interaction effects. The copperclad circuit board sections between the coils act as shields to prevent capacitive coupling between the coils. — *WICER*

9TO MARK II KEYSER

IBUILT the 9TO Mark II keyer described in *QST* for June 1967, and found it to be a fine unit. However, a problem arose when I attempted to send characters that began with a dot. The dot storage tube, V_5 , would occasionally stay in the memory state too long, and two dots would be sent when only one was desired. After much experimenting I solved the problem by connecting a

0.005- μ F capacitor from Pin 2 of V_{4A} to ground and changing R_{15} from 68,000 ohms to 150,000 ohms. These changes increased the magnitude of the pulse applied to Pin 3 of V_5 , and slightly increased the delay time of the relay closure, insuring that memory tube V_5 would be forced back to its quiescent state at the proper instant. Even at the keyer's highest speed, no adverse effects were noted as a result of the modification.

—*H. Dale Stricker, W4DQS*

INEXPENSIVE BLOWER

Need an inexpensive blower for your final amplifier tubes? Try using an old hair dryer. By disassembling the unit and removing the handle and heating element, a satisfactory blower can be fashioned. Fig. 4A illustrates a typical installation, and Fig. 4B shows the details of a suitable mount. A coat of paint on the modified dryer and its mount will make the whole thing look as good as a commercial blower.

Used dryers can be picked up for a dollar or more at junkyards. I was fortunate to get mine for nothing from a neighbor! If a dryer isn't available, a blower for an automobile heater can be used instead. However, a small 12- or 6-volt supply is needed to run an automobile blower from 120 volts ac. Heater blowers can be obtained for a few dollars from most wrecking yards. —*Jim Brenner, WA6NEV*

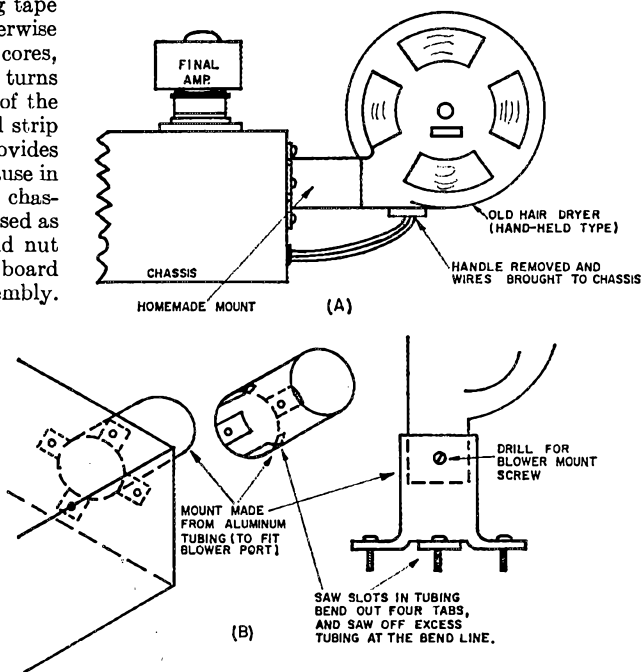


Fig. 4—(A) A modified hair dryer serves as a blower for a final amplifier. (B) Details of the blower mount.



Recent Equipment



To acquaint you with the technical features of current amateur gear.


Comdel DW 1550 Wattmeter

WHETHER you operate a kilowatt or a low-power transistor rig, whether you work 160 or 6 meters or the bands in between, it is likely that you want to know how much power you are putting into your antenna system. The Comdel DW 1550 wattmeter shown in the photographs can give you an answer.


The DW 1550 employs a directional coupler that is similar to one described by Bruene several years ago.¹ A capacitive divider is used to take a voltage sample of the rf on the transmission line, and an inductively coupled toroid coil is used to take a current sample. This arrangement results in a wattmeter circuit whose readings are independent of frequency over the design range, which is 1.5 to 60 MHz for the Comdel unit. The accuracy of the readings is dependent on using the DW 1550 in coaxial lines having a nominal characteristic impedance of 51 ohms.

Forward and reflected power is read in three ranges: 0-15 watts, 0-150 watts and 0-1500

¹ Bruene, "An Inside Picture of Directional Wattmeters," *QST*, April, 1959.



Inside view of the directional coupler. The heavy wire connecting the center conductors of the two coaxial fittings passes through the center of a toroidal coil. Gunk on the coil and the wire securely keeps the two components in the same relative position, even if the unit is dropped.



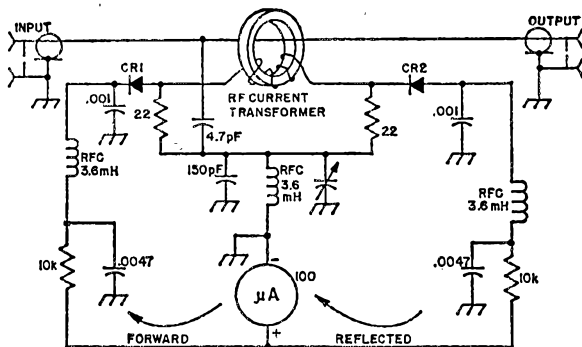
watts. On the first range the meter is calibrated from 0.2 watt to 15 watts. For the second range the user must multiply these figures by 10 to get calibration points of 2 watts to 150 watts, and for the third range he must use a multiplication factor of 100 to obtain calibration points of 20 watts to 1500 watts. Accuracy of the readings above one quarter of full-scale power is rated at plus and minus 1 dB (plus 26 percent and minus 20 percent). No accuracy rating is given for readings below one quarter of full scale.

The DW 1550 is not limited to displaying wattage readings. It can be used to measure the VSWR of a feed line, provided the power level is at least 15 watts. For this purpose the meter is calibrated in voltage standing-wave ratios of 1.0:1 to 4.0:1.

Another feature of the DW 1550 is indicated in schematic form in Fig. 1. When the Comdel unit is set up as shown, the meter indicates the approximate difference between the forward line voltage that is rectified by CR_1 and the reflected line voltage that is rectified by CR_2 . This permits the user of a transmatch to find an approximate impedance match by merely tuning the transmatch controls for a maximum indication on the meter. The usual practice of switching back and forth between the forward and reflected voltage positions of the meter while fiddling with the sensitivity control is not necessary unless precise adjustment is desired.

Physically the DW 1550 consists of two parts: a directional coupler and a control unit. As shown in the photographs, the coupler is housed in a very rugged box made of $\frac{1}{8}$ -inch aluminum channel that is $1\frac{1}{2}$ inches high and $2\frac{1}{2}$ inches wide. SO-239/U fittings are used to make connections to the feed line, and a three-contact terminal strip is used to make the dc connections to the control unit. The coupler can be mounted on the back of the control unit or it can be located at a distance. Sheet metal screws are furnished for the former installation, and about

Fig. 1—Partial schematic of the DW 1550 in the ANT TUNE position. As described in the text, this circuit simplifies transmatch adjustment. Resistances are in ohms, k = 1000. Capacitances are in μ F unless marked otherwise. Component labels are for text reference.



5½ feet or so of shielded three-conductor cable is supplied for the latter.

The control unit is contained within a $3 \times 3\frac{1}{16} \times 7\frac{7}{16}$ -inch aluminum case. On the front panel are a meter with a $1\frac{1}{8} \times 2\frac{1}{4}$ -inch window, a three-position slide switch (15 w, 150 w and 1500 w), a five-position rotary type function switch (FRWD power, REFL power, ANT TUNE, SET VSWR, and READ VSWR), and a sensitivity control for the VSWR positions of the function switch. A three-contact terminal strip for the dc connections from the coupler is mounted on the back of the control unit. — W1YDS

Comdel DW 1550 Wattmeter


	Control Unit	Coupler
Height:	4¼ inches	1½ inches
Width:	7¾ inches	3¾ inches
Depth:	4 inches	2½ inches
Weight:	17 ounces	8 ounces
Price Class:	\$75	
Manufacturer:	Comdel Inc., Beverly Airport, Beverly, Mass. 01915.	

• New Apparatus

Display Electronics Decade-Counter Kit

A new decade-counter kit for the electronics experimenter has recently been announced by Display Electronics. Now one can build professional-looking frequency counters, digital meters, precision clocks, and many other digital projects, using these modules as the heart of the system. The counter module uses two Signetics "Utilogic" integrated circuits, along with a resistive decoding matrix and seven transistors which drive neon-lamp indicators. Eleven lamps, located in a molded nylon housing, display the numbers 0 through 9 and a decimal point. Power requirements for the module are 5 volts dc $\pm 5\%$ at 75 mA, and 105 volts dc ± 15 volts at 3 mA, or at 4 mA if the decimal point is used. The input circuit triggers on a dc level, so rise time is not critical. Operation to 10MHz is guaranteed.

The model DC10-1 kit includes all components for assembly of the module, including solder and bus wire, as shown in the photograph. The drilled printed-circuit board is of G-10 fiber glass epoxy material. An etched edge connector mates with a readily available Amphenol printed-circuit connector, or board connections may be made by soldering leads directly. As with any solid-state printed-circuit project, the surface of the tinned coating of the board should be cleaned with an abrasive material before assembly, to remove surface oxidation. (A solvent is not recommended.) This will make the soldering job easier, requiring less heat to properly "flow" solder between the board and the component



leads. A low-wattage iron with a small tip is also recommended — as stated in the instructions. Following these precautions, the kit can probably be assembled by most builders in an hour or less.

The overall dimensions of the completed modules are $3 \times \frac{3}{4} \times 4$ inches. The modules may be mounted adjacent to one another with no spacing needed between. A depth of $3\frac{3}{4}$ inches is required behind the panel, excluding space for a connector, if used.

The kit, including complete assembly instructions, operating instructions, schematic and logic diagram, is available from Display Electronics, P. O. Box 1044, Littleton, Colorado 80120, for \$13.95 postpaid. An assembled and tested version is available for \$16.95 postpaid. Display Electronics also produces a power supply kit, model PS-1, designed especially for use with the decade counter. This supply is capable of powering up to seven modules plus other logic circuitry. — K1PLP.

Technical Correspondence

RADIO SIGNAL ECHOES

Technical Editor, QST:

Reference your article, "Long-Delayed Echoes . . . Radio's 'Flying Saucer' Effect," May 1969 QST. I am a cw weather-intercept operator with the U.S. Air Force in southern Europe. I am stationed at the Moron Comm. Annex, located about 5 miles from Seville, Spain. This echo effect to which the article refers has been noted by me more than the "once a year" mentioned by the authors. This is why I write.

The stations which we copy are civilian weather synoptic and marine broadcast stations, using both plain text and five-character number groups. Usually the receiving equipment used is two R-390A/URR receivers with diversity antennas being three-curtain rhombic antennas at a height of about 50 feet. The stations are usually copied with a bandwidth of 2 kHz to 0.1 kHz. The echo effect is still clearly audible at 0.1-kHz bandwidth.

Over the last 15 months, I have noted echo effects on two of our stations. These echoes are consistent as to frequencies and time of day heard. The only "echo producing" frequencies thus far noticed are 2 and 22 MHz. The 2-MHz station is located in Idris, Libya, and the other station on 22 MHz is located in Capetown, S. Africa. The rated power is listed as 250 watts for the Libya station and 5 kW for the station in S. Africa. The echos are usually heard late at night (2130 and 0030 GMT on 2 MHz and 1730 GMT on 22 MHz), and are more frequent on 2 MHz than on 22 MHz. Also, the echo signal follows further behind the original on 2 MHz than on 22 MHz.

On 2 MHz the echo is anywhere from half to five and possibly more characters behind at a speed of around 18 wpm. On 22 MHz, however, the echo is usually only a half to one or two characters behind at a speed of about 15 wpm. These echoes, when they appear, only appear when the frequencies seem "clear as glass."

As a general rule, the echoes appear about once a month, with possibly two or more appearances per month during the winter. When I first noticed these echoes, I was inclined to blame them on the equipment. At the time, they were more of a nuisance than of any interest as phenomena. Even though they were "distant sounding" and not of the same strength as the copied signal, they were quite distinct and at times distracting. The next time that this effect appeared, I checked all position receivers using all antennas available and the echo was still evident, although it was not as evident when the antenna was not pointed in the direction of the transmitter. There is the possibility of the echo being generated by the transmission equipment. As we have no direct contact with these stations, I have been unable to eliminate this possibility. I have copied the echo, and it is, definitely, the same traffic that is being sent. — Sgt. John M. Geiger, WAØTVZ, 2186 Comm. Sqdn., Box 11636, APO N. Y. 09284.

MORE RADIO-SIGNAL ECHOES

Technical Editor, QST:

Several months ago I heard some long-delayed echo signals,¹ but not thinking about how fast radio waves travel, I assumed they were coming around both long and short paths. I thought this was normal. Then on June 1, 1969, I heard W2HCW, Long Island, New York, with echoes on his signal, but not with as long a delay as the earlier echoes. I am enclosing a magnetic tape recording of those echoes.² The time was 0609 to 0635 EDST (1009 to 1035 GMT), on 14.217 MHz. These times were when I started listening and finished listening; the echo may have been on longer. The signal was quite loud for this time of the morning. I think it had peaks of about S6. The antenna was a 20-meter dipole favoring NNE/SSW, but the echo was also heard on an 80/40-meter V which favors east/west.

I have heard W2HCW at other times, but no echoes. I was under the impression that I could not hear New York on 20 meters, but he was quite readable at about S4 early one morning. He does run high power and a 3-element beam, according to his QSOs. Maybe we have a good path between us. He is the only New York station I have heard on 20 meters. — Larry M. Frazier, WA3LHG, 1962 Upsher St., N. W., Washington, D. C. 20011.

ECHO SIGNALS ANALYZED

Technical Editor, QST:

I am enclosing some Sonagrams³ that seem to show the echo on W2HCW's signal fairly well. See Fig. 1. This one was taken with the analyzing filter in the 200-Hz position.

The narrow bandwidth of Larry Frazier's receiver only gave us a little over one KHz of bandwidth on the tape to work with. You can see a definite repetition of patterns at approximately 135 milliseconds. If this is considered to be a propagation delay, the path difference would be

¹ Villard, Graf, and Lomasney, "Long-Delayed Echoes . . . Radio's 'Flying Saucer' Effect," QST, May, 1969.

² We requested Mr. Nathan Gold, K1M1A, who possesses the necessary equipment, to spectrally analyze the recorded audio signals. We also corresponded with Mr. Arnold Tamchin, W2HCW, regarding the delayed echoes present on his signal. Excerpts from their replies are also presented above. — Editor.

³ Registered trade mark, Kay Electric Co., Pine Brook, N. J.

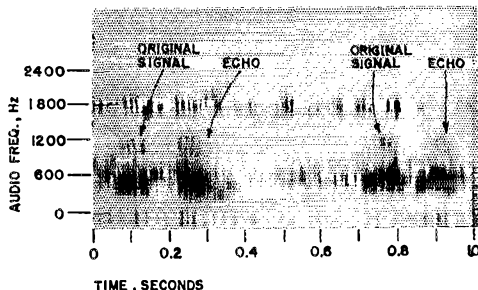


Fig. 1—Sonagram of W2HCW's signals and echoes as received by WA3LHG. The chart displays a spectrum analysis of the audio signals; time is shown horizontally and frequency is shown vertically. The intensity of the patterns shows the amplitude of the individual voice frequencies which are present. The time between the original signals and their respective echoes is approximately 135 milliseconds.

25,000 miles (roughly the circumference of the earth). An important point is that the echo isn't an exact copy of the original signal. Something that is an echo should repeat the identical pattern except for differences in amplitude of frequencies due to selective fading. The Sonagrams show that the patterns of the echos are roughly the same as the original signal, but the detailed frequency structure is different. It's almost as though another voice was repeating the same words. It is possible that if the echo is due to a signal propagating around the earth, the ionosphere might have had some rapidly changing characteristics that could cause enough doppler shift to make the patterns look different. The "around the earth" hypothesis might be argued against by the fact that the original signal and the echo are approximately equal in amplitude, but this could occur if the direct path had very poor conditions and the around-the-earth path had very good conditions. — *Nathan Gold, K1MIA, 4 Lanewood Ave., Framingham, Mass. 01701.*

"ECHO" TRANSMITTING FACILITIES

Technical Editor, QST:

I do not particularly recall conditions on the morning of June 1st, but I do note from my log that contacts were made with VK, ZL, ZS, PY, JA, DU, KR6, and FG7 stations.⁴

On the 20-meter band I use two six-element wide-spaced Yagis stacked vertically. The upper bay is at 105 feet and the lower is one wavelength below. The location of the antennas is on a knoll about 50 feet above Conscience Bay, an inlet of Long Island Sound. The ground falls away at about a 45° angle in most directions. The antenna sees water in all directions, although in the southerly direction the distance is several miles. In general, the location is excellent. The equipment is Collins with a BTI linear operating at near maximum power. — *Arnold Tamchin, W2HCW, Box 332, Selauket, N. Y. 11785.*

STOPPING RUST AND CORROSION

Technical Editor, QST:

In the July 1969 issue of *QST*, Technical Correspondence, KH6FHN asks for comments on combating corrosion in electronic gear.

I find that a good periodic cleaning with a product known as LSC — Lubricates-Stops Corrosion — manufactured by Radiator Specialty Company, Charlotte, N. C., controls this condition quite well. (The frequency of cleaning would depend upon how much trouble you may have with

corrosion, and, in my case, is confined mostly to coax connectors and antenna terminals located outside in the weather.) This product meets Mil. Spec. Mil-C-23411, which is concerned with appearance, sprayability, effect on paint, protection afforded, etc. The manufacturer says LSC permits electrical current to flow because it does not insulate. It provides a long-lasting, nonhardening, molecular film barrier that preserves and protects all metal surfaces against rust and corrosion. LSC will stop rust and corrosion that exists and prevent reoccurrence on new or cleaned parts; it seals the surface and blocks rust and corrosion-contributive elements — water, gases, alkali.

LSC is specifically recommended for use on radio and television antennas. A major cause of poor TV reception, and one often overlooked, can be traced to corroded antenna terminals. This product is packed in an aerosol can and may be applied by spraying on, brushing on, or wiping on with a cloth. For new work, all parts — wire, leads, terminal strips, and so on — should be cleaned with an agent that will leave no film (carbon tetrachloride, but handle with care). After the connections have all been soldered, a light coat of LSC will prevent any corrosion from forming. It is excellent for cleaning relay contacts because you don't wear away the plating on the contact surfaces as may happen if you file them clean.

To clean tube sockets it would be best to find a very small spiral nylon (or some other nonconducting material) brush such as used by watchmakers, spray some LSC on the brush, insert into each pinhole in the tube socket, and brush the contact surface clean. Good results can be accomplished by an alternate method; spray the pins of the tube with LSC, insert and remove the tube several times to clean both the socket and the tube pins, wipe any residue from the tube pins, apply a thin film of LSC and install the tube.

For printed-circuit boards, a fairly stiff nylon brush loaded with LSC can be used to scrub the entire surface of the PC board including the conductive areas. Wipe clean with a soft lint-free cloth and apply a light coat of LSC to prevent further corrosion.

I find particularly helpful the fact that LSC will not harm painted surfaces (one of the Mil. Specs.) which makes it ideal for cleaning bright metal trim, chrome, brushed aluminum, etc., on equipment cabinets. — *Sam M. Mooney, WA4-WKW, 1116 Brighton Pl., Charlotte, N. C. 28205.*


⁴ Countries with these prefixes lie in both directions on a generally west-northwest — east-southeast line from W2HCW's location near Port Jefferson, Long Island. Such contacts indicate that 20 meters was "open" in both directions, supporting the possibility that signals were traveling around the earth. The ESSA propagation prediction charts for June 1969 show that at 1000 GMT it may have been possible to "hop" 20-meter signals around the world along this line. However, rather than by hopping, the generally accepted theory for such propagation is that the energy is ducted through the ionosphere for a good part of the distance, such energy tending to follow the sunrise — sunset line around the earth. In view of this occurrence shortly after sunrise at W2HCW's location, it is probable that the delayed signals were traveling around the earth. (Around-the-world propagation time has been measured as from 138.0 to 139.5 ms, with very little sensitivity to frequency.) The earlier signal was probably reaching WA3LHG by tropospheric or other scattering, or perhaps by sporadic-E layer refraction. — *Editor.*

Fifty Years of ARRL

A bound 152-page reprint of the gold-edged historical articles which appeared in the 1964 issues of *QST* is available from the ARRL for one dollar postpaid. Titled *Fifty Years of ARRL*, the book covers the highlights of ARRL and amateur radio history during the fifty years from 1914 to 1964, and will make a companion piece to the classic *200 Meters and Down*, a reprint of which is also available from the ARRL for one dollar.

ARRL AWARDS

BY ELLEN WHITE,* W1YYM



A Primer for Certifying Achievement

BPL? OTC? RCC? A-1 OP? To the uninitiated among us this alphabetical soup may seem like gobbledygook! Periodically there seems

to be a need to rehash some of those amateur radio ABCs for the OT as well as the tyro. Yes, evolution has taken place — the field of ARRL awards has been no exception! From that coveted Code-Proficiency Award to the brand spanking new 5B-WAS (a start from "go" award effective January 1, 1970) here are the basics. However noble-sounding they may be, don't forget that they're downright fun to go after.

Rag Chewers' Club

Often the first operating award new hams aim for is the RCC. The RCC is designed to encourage friendly contacts and discourage the hit-or-miss variety, bonding together operators interested in honest-to-goodness conversing over the air.


The sole requirement for membership in the RCC is to chew the rag over the air for at least a solid half hour. If you're looking for membership, report the QSO to Headquarters and you'll soon be issued the attractive blue certificate. If you want to nominate someone else for membership in RCC, send the nomination (date and time of QSO and length of chew) to *him*, not to ARRL Headquarters. If he wants the certificate, he can send in the nomination to Hq. This way, no one gets an unwanted certificate and confirmed rag-chewers can still nominate those they think qualified.

Code Proficiency Award

Many hams (and prospectives!) acquire an introduction to League Awards through the CP program. Each month both W1AW (the Maxim Memorial Station) and W6OWP transmit qualifying runs. Five minutes of text is transmitted at each speed, 10-15-20-25-30 and 35 w.p.m. You only have to copy one solid minute to qualify. Yes, typewriters are permitted! (We've seen some of that writing at 35 w.p.m.!) Underline the minute of "perfect" copy, note which station you copied, and ship your paper along to Headquarters.

In the processing, your copy is checked directly against the official tape. We then advise you if you passed or failed. If the news is good, you'll receive either your initial certificate or an appropriate endorsement sticker. If you fail to

*Deputy Communications Mgr., ARRL.



make the grade, you'll be notified to that effect. A full card file is maintained which notes your progress in the program.

You need not be a League member or a licensed ham to participate. To give you an idea of the popularity of this service, over 3000 copies of qualifying runs were submitted in 1968.

In addition to printed schedules available from Hq., each month the Operating News section of *QST* details the information on upcoming qualifying runs. That's right, no charge, no membership requirement, no fee of any kind.

Old Timers' Club

Undeniably there is more than a little bit of nostalgia when people talk about the good old days — and the good old people. There's a lot of sentiment too when you talk about the old-time hams, particularly those hams still around who held their license "way back" when.

In recognition of the current-day hams who held an amateur license 20-or-more years ago (lapses permitted), a suitable award is available. It's called the OTC Award.

If you can qualify as an "Old Timer" you'll find the necessary paper work pretty easy. Drop a note to Hq. with the date of your first amateur license and your present call. We'd like to have a brief outline of your ham activities over the years, in addition.

If you prove eligible, you'll soon receive your membership certificate in this venerable group. No charge, OMs.

Worked All States

The popular ARRL WAS award is available to all amateurs, (U. S. or foreign). In addition, endorsements are also available for special modes, bands, or other purposes (upon submission of all 50 cards for each endorsement purpose). The WAS award calls for two-way communication on any of the amateur bands with each state. QSLs for contact with the District of Columbia count for Maryland.

Contacts may be made over any period of years. The confirmations must show your call and definitely indicate two-way communication. Contacts with Alaska prior to Jan. 3, 1959, or with Hawaii prior to Aug. 21, 1959, cannot be counted. These are, of course, their effective dates of statehood.

Contacts made through repeater devices or any other power relay method cannot be used for WAS confirmations. Contacts must all be made from the same location, or from locations no two of which are more than 25 miles apart.

Rules require sufficient postage for the return of the confirmations. Additionally, a service



charge of \$2.00 is made to any applicant in Canada or the U. S. and possessions, and Puerto Rico, who is not a full ARRL member. (No service charge for foreign applicants).

To be on the safe side, ask for ARRL Operating Aid, No. 8 when you're about ready to apply. This convenient form itemizes the rules, supplies the proper space for listing cards,

and makes sure you are alerted to all requirements. An additional handy aid is the WAS "map," which is suitable for posting on the shack wall. Many hams color in the states as they're worked and or confirmed to make a visual presentation of their WAS progress.

5-Band WAS

This is the "newest of the new." So new, in fact, that the effective date of contacts is January 1, 1970. This might be called the reciprocal of the 5BDXCC and the purposes of the award are pretty much the same — to foster more uniform activity throughout the bands, encourage the development of better antennas and provide a new and basic challenge to newcomers as well as OTs.

If the experience gained in 5BDXCC illustrates anything it does show that you better not postpone work on those antennas. Low-band activity in particular is going to be tremendous.

In addition to the basic WAS rules, 5BWAS has a "start from scratch" date of January 1, 1970, and an applications' form fee of \$10. This charge will cover the cost of return of your cards by first-class registered mail and a plaque you'll be proud to display in your shack. 5BWAS rules



also requires the applicants in the U. S. and possessions, Puerto Rico and Canada, to be a full member of ARRL.

Unlike WAS, the 5BWAS is a one-time-only awards. No band or mode endorsements will be made.



Public Service Award

Oregon Forest Fires, July 1960, reported in November 1960 *QST*. . . Hurricane Donna, September 1960, reported in February 1961 *QST*. . . Alaskan Earthquake, March 1964, reported in July 1964 *QST*. . . Montana Snowstorm, April 1961, reported in August 1961 *QST*. . . Kansas-Missouri Tornadoes, May 1957, reported in September 1957 *QST*. The Public Service Award files at Hq. thus record the history of the radio amateur's contributions in the field of public service. That's right, a card file is maintained for each ham receiving a PSA. In addition to the name and call, a brief description of the event, as just noted, appears on the card.

How do you get the PSA? Well, this is one award you won't be asking for. It's a spontaneous one, recognizing outstanding work accomplished during communications' emergencies.

DX Century Club

There is, perhaps, no more prestigious award than ARRL's long-standing DXCC Award. To some, this has become the "open-ended DX contest" of all time. Basically, it is an award issued after confirming contacts with amateurs in 100 or more different countries per the ARRL Countries List.

Two types of award are available, the general type (c.w./F) and the phone type. The first is for all modes. Cards submitted can be either one mode or mixed mode. The phone award is for contacts made by any voice mode of operation.

All contacts for DXCC must have taken place after November 15, 1945. If you achieve the basic award, you can still "add on" to your totals by submitting cards in certain groups and acquiring endorsement stickers." If you've been cred-

ited between 100 to 240 countries, rules require you to submit cards for endorsement in groups of 20 (or a sum needed to bring you up to 120, 140, 160, etc.). You'll note, however, that the stickers represent steps of 10. Since a real degree of difficulty starts at the mid-200 country level, the rules are relaxed and permit you to submit cards for endorsement in groups of 10, if you have an accredited total from 240-300. At the 300 mark, you may then submit cards in groups of 5.

Still one other exception is noted when you're really up in those higher echelons! As you may have noted from the periodic listings, there is a DXCC "Honor Roll." This tabulation is composed of the calls of those amateurs who have reached the "top ten" totals in the DXCC. These top ten figures represent a deleted total of countries. Some countries are no longer available to work such as Saar, Sarawak, Ifni, British North Borneo, etc. The number of these are deleted from the over-all totals of those leading the pack to arrive at a deleted number. All deleted countries are clearly indicated on the ARRL Countries List (Op. Aid No. 7).

The rules for DXCC are fairly complex and are noted on the front cover of the Countries List. This DX *Baedecker* is available without charge from ARRL Hq. An s.a.s.e. (addressed-stamped envelope) will help speed it back to you).

If you feel you're close to qualifying, please write Hq. for the appropriate application forms. Issuance of the DXCC is an ARRL membership service without charge to full members in Canada, the U. S. and possessions, and Puerto Rico. It is also issued free of charge to foreign amateurs not included in the aforementioned categories. All others are charged \$4.00 for a DXCC application and \$1.00 for an endorsement.

Five-Band DXCC

This new challenge to avid DXers became effective January 1, 1969 (or haven't you noticed that increased 80- or 40-meter DX activity!). It is a start-from-scratch achievement calling for ability, tenacity, versatility — *you name it!*

The rules make use of present DXCC regulations and are closely tied to them. There are a few major differences to keep in mind. The 5B DXCC requires DXCC qualification on each of five separate bands. Only contacts made on or after Jan. 1, 1969 count. If you're an applicant in the U. S. and possessions, Puerto Rico and Canada, you must be a full member of ARRL. The award carries a basic \$10 forms-application fee. This initially may



sound pretty high, but this in-advance charge insures return of your cards by first-class registered mail and a handsome 7-color plaque. The engraved plate on the award will note the serial number, your call and the award date. No type of endorsements (bands, modes, etc.) will be available.

Complete 5BDXCC rules — as well as the ARRL Countries List noting DXCC details, are available without charge from ARRL. Several "prospectives" have paid the forms charge but who will be 5BDXCC #1?



Membership attests unusual competence and performance in keying, modulation, procedure, copying ability, judgment and courtesy. Particularly unique about membership in this select group (only about 2800 verified members to date) is the absence of a "list" to aid those desiring an award. You must be recommended for the certification in-

dependently by two operators who already belong. If you ask to join you may "fail" the test on a courtesy-judgment basis. This honor is truly an unsolicited and earned one — earned by observance of the very highest operating standards, regardless of mode.




Brass

Pounders

League

The field of traffic handling is as specialized as almost any other within amateur radio. The fun, yes the sport of it has captured the imagination of and occupied the spare time of thousands of hams over the years. The basic system of counting traffic permits a monthly record to be reported to the Section Communications Manager (see page 6) each month.



The BPL is open to all amateurs in the United States, Canada and U. S. Possessions who report to their SCM a message total of 500 or a sum of origination and delivery points of 100 or more for any calendar month. All messages must be handled on amateur frequencies within 48 hours of receipt in standard ARRL form. If you meet the requirements, your SCM will issue one of the distinctive 3 1/2" x 5 1/2" card awards.

Additionally, a special engraved medallion is presented to each individual amateur when he makes BPL for the third time.

A-1 Operator Club

There's hardly an amateur in the world who doesn't want to be considered by his fellow ham as a fine operator. Over the years, in an effort to sustain this noble objective, the League has sponsored the A-1 Operator Award.

Worked all Continents

Strictly speaking, WAC is not an ARRL Award. ARRL is, however, the Headquarters for the International Amateur Radio Union which does issue it.

To qualify for the IARU WAC, you must submit one confirmation from each of the six continental areas. No photocopies are permitted. Contacts must have been made using one call sign from one metropolitan area (i.e., a 25-mile radius). Enclose a stamped addressed envelope large enough to accommodate your cards. Since this envelope will be *mailed* in the U. S., it should either carry U. S. postage or the equivalent in the form of International Reply Coupons (IRCs).

Special endorsements are available for this attractive certificate: all s.s.b., all RTTY, all 3.5 MHz., all 1.8 MHz., or all 50 MHz.

A painless way to conform to the rules is to ask ARRL Hq. for a WAC application form. Non-W/VE applicants must apply to the IARU member society in their country. QST

Strays

The logs of HU1P, single-operator 1969 DX Phone entry from El Salvador, have apparently been lost in the mail. Eloy's claimed score of 5,113,773-261-6531-B-72 undoubtedly will be of interest to many.

- - - - -

HEADQUARTERS VISITS

The League Headquarters building is open to visitors Monday through Friday, 8:30 to 4:30, on a "drop-in" basis, and at other times by appointment. The headquarters is on Main Street (Conn. Route 176 and 176-A) about a mile north of the center of town, and about 3 miles west of Conn. 15-U. S. 5, the Wilbur Cross Highway. (For W1AW visiting hours, see the schedule on page 116).

AUSTRALIS-OSCAR 5

WHERE IT'S AT

BY WILLIAM DANIELSON*

and SHELDON GLICK*, WAIUO/WB2OHH

AUSTRALIS-Oscar 5 contains beacon transmitters operating at 144.050 and 29.450 MHz. The design and operation of the satellite were described in previous articles (see bibliography in *QST* for September 1969, pg. 47). The purpose of this article is to familiarize readers with satellite tracking techniques.

The numbers presented here are based on the TOS (Tiros Operational Satellite) orbit as an example. This orbit is a practical one since many amateurs track TOS satellites to obtain local cloud cover (APT) pictures, using information transmitted by WIAW on equatorial crossings of TOS satellites. News of the actual orbital parameters of Australis-Oscar 5 will be reported either in League Lines or by WIAW bulletin.

To facilitate your hearing Australis, WIAW will transmit, on its normal bulletin schedule (see page 116), the approximate times the satellite will be over selected areas. Additionally, for those interested in more precise tracking, the times and longitude of equatorial crossings will be transmitted. This article describes how to use the equatorial crossing data.

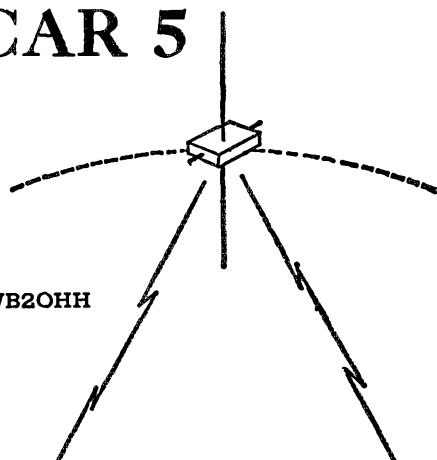
Getting Set Up

In order to track Australis-Oscar, you will need a few items not normally found in a ham shack. First, you will need a clean table. Once over this hurdle the rest is easy! Upon the table you will need a fairly large world map — large enough to be marked off at least every five degrees of longitude at the equator. A north polar stereographic projection is best. This is the type of map with the North Pole in the center.¹ Other types of maps can be used. But, try to avoid Mercator projection maps. Get a piece of clear plastic or glass to cover the map, a protractor, and some grease pencils for writing on the plastic or glass surface. Now, you are ready to start plotting Australis-Oscar's path.

Look at the scale on your map to determine how many miles to the inch. Find your location on the map and draw a circle with a radius of 2135 nautical miles (2455 statute miles) centered

* Talcott Mountain Science Center for Student Involvement, Avon, Connecticut 06001.

¹ This will provide reliable indications for the Northern Hemisphere; amateurs in the Southern Hemisphere should use a South Polar projection. In general, such projections are useable for the hemisphere on which they are centered.



on your QTH. Unless you have an obstruction on your horizon, you will be able to hear the satellite when the point on the Earth's surface directly under the satellite (sub-satellite point) is within this circle. The longest pass you will be able to hear is one that cuts the circle in half by going almost directly over your head. Passes to the east or west of you will be of progressively shorter duration the farther east or west they are.

Where and When

The nearest pass to directly overhead will occur at about 1500 local standard time each afternoon, and again at about 0300 local standard time each morning. This is because the satellite will be in a "sun-synchronous" orbit. That is, the orbital plane maintains a constant orientation relative to the sun. Daylight portions of each pass will be from south to north (called the ascending node), darkness portions from north to south (descending node). The period of the orbit, i.e., the elapsed time between two consecutive equatorial crossings on the same side of the earth, will be 114 minutes.

The latitude of your location will determine how many consecutive passes each day and night you will be able to receive. If you live at the North Pole, you can receive every pass since the satellite will be in a near-polar orbit. If, however, you live at the equator, you could hope to hear a maximum of four passes per day — two during daylight and two during darkness. At 40° north latitude, which about bisects the United States, you can look forward to three or four consecutive passes each afternoon and morning, or, up to eight passes each day.

When To Listen

In order to find the satellite, you will need only two pieces of information not supplied by this article: the time of the equatorial crossing (ascending node) and its longitude. This data will be supplied by WIAW bulletins. The longitude of an equatorial crossing will be given in degrees west of Greenwich, the 0° or prime meridian. If

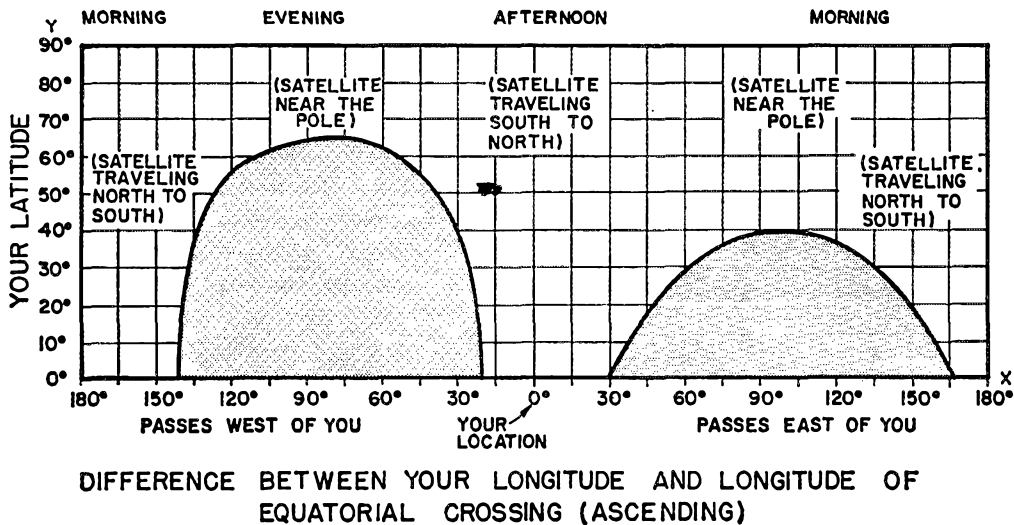


Fig. 1 — How to determine which passes you can hear.

Directions:

1. Locate your latitude on the y axis; draw a line horizontally across the graph from this point.
2. Determine how many degrees east or west of your longitude the equatorial crossing (ascending) will occur. Mark this point in the appropriate location on the x axis. Draw a vertical line from this point to the top of the graph.
3. If this line crosses the previously drawn line in an un-shaded area, you should be able to hear this pass. If, however, the intersection occurs in a shaded area, the pass will be unavailable to your location.

The approximate time of day (i.e. morning, afternoon, evening) for all passes is noted at the top of the graph. This is possible since the satellite is in a "sun-synchronous" orbit. The graph also indicates whether the pass is north-to-south, south-to-north, or near the pole at the time when you will hear it. Note that for the passes nearly 180° away from you, the south-to-north equatorial crossing occurs on the opposite side of the earth. Your acquisition of the satellite for such passes, will occur once the satellite has crossed near the pole and begun its north-to-south sweep.

this number exceeds 180°, the satellite then really is in east longitude according to your map. You would then have to subtract the given longitude from 360° to obtain the degrees of east longitude. Example: Ascending node is at 220° west longitude; so, 360° minus 220° equals 140° east longitude. Remember that all times will be expressed in GMT.

At this point we are ready to plot an orbital path. Let's suppose that your QTH is located near St. Louis, latitude 38.5°, west longitude 90°. Draw a circle on your map with a radius of 2135 nautical miles (2455 statute miles) centered on your location. Any satellite pass that crosses any part of this circle, you should be able to hear. The spread of equatorial crossings which will cross your acquisition circle can be found from figure 1.

Choose a pass which you intend to track and put a dot on the map at the point where it crosses the equator. Next, consult Table 1 to see that two minutes after crossing the equator, Australis-Oscar has gone north to latitude 6.2° and is 1.8° west of the equatorial crossing longitude. Find this point on the map and mark another dot. Repeat this step for each two-minute interval as the satellite travels, until you have a string of dots two minutes apart going across your acquisition circle. (Omit dots which occur prior to reaching and after leaving your range.)

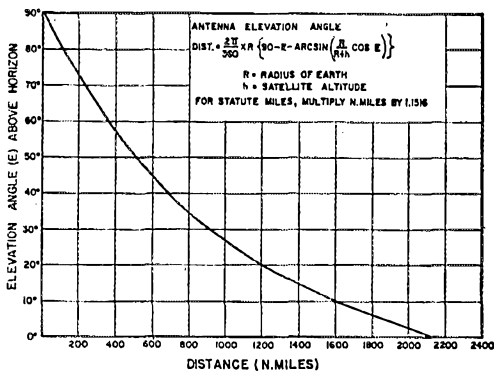


Fig. 2 — Antenna elevation angle vs. distance along earth to sub-satellite point.

Antenna Pointing

Now draw a line connecting the dots.

The points at which this line crosses your circle are the acquisition and loss times for this particular pass. Since you know the time of each dot, you can find these times to within about 30 seconds. To determine the azimuth heading for each two-minute point (i.e., the direction in which

TABLE NO. 1

Minutes past ascending node	Actual latitude ϕ of satellite north	Degrees of $\Delta\lambda$ longitude to be added
2	6.2°	1.8°
4	12.4	3.6
6	18.6	5.4
8	24.7	7.4
10	30.9	9.6
12	37.0	11.9
14	43.0	14.5
16	49.1	17.3
18	55.1	21.5
20	60.9	26.6
22	66.6	33.6
24	71.8	44.3
26	76.0	61.9
28	78.3	89.2
30	77.5	119.9
32	74.1	142.3
34	69.3	156.1
36	63.8	164.5
38	58.0	170.4
40	52.1	174.8
42	46.1	178.2
44	40.0	181.1
46	33.9	183.6
48	27.8	185.9
50	21.6	187.9
52	15.4	189.7
54	9.3	191.5
56	3.1	193.4
57	0	194.5

$$\phi = \text{ARCSIN} \left\{ \left(\text{SIN } \iota \right) \left(\text{SIN } \frac{2\pi}{\rho} \tau \right) \right\}$$

$$\Delta\lambda = \text{ARCCOS} \left\{ \frac{\text{COS} \left(\frac{2\pi}{\rho} \tau \right)}{\text{COS } \phi} \right\} + 0.25 \tau$$

Where ι = orbit's inclination to equator
 ρ = satellite period (114 min.)
 τ = time after ascending node (in min.)

At indicated minutes past ascending node (equatorial crossing south to north) the satellite will be at north latitude indicated, and the number of degrees of longitude in column 3 must be added to the node longitude. The correction factor for the earth's rotation has been included. Amateurs in the southern hemisphere can use the table by subtracting all figures instead of adding them. This will work the satellite backward in time from the ascending node.

to point your antenna), place a protractor on the map with 0° pointing to the North Pole and the line between 0° and 180° set on your longitude. The midpoint of the protractor base should be on your latitude. If the pass is to your west, have the 90° mark point west; if to the east, the 90° mark will point east. Place a straightedge between your location and the point of the orbit for which you wish to compute, and read the degrees at the point which crosses the protractor scale. On passes to the east, this will be your antenna azimuth in compass degrees. If the satellite is to your west, subtract the protractor reading from 360° to determine the azimuth in compass degrees. Finally, to find the elevation of Australis-Oscar above the horizon, measure the distance from the sub-satellite point you wish to

calculate, to your location, using the distance scale on your map and find the elevation angle from figure 2.

You will note that if you live north of about 40° north latitude, you may be able to receive a part of about 80% of the orbits as they pass through the north-polar regions.

One final word about tracking Australis-Oscar 5. The information contained in this article is based on a straightforward mathematical determination of the line-of-sight path between you and the satellite. We wish to re-emphasize the possibility of unusual signal reception as mentioned in a previous article.²

QST

² Dunkerley, "Australis-Oscar 5 and You!" QST, August 1969, p. 69.

The Swan 2-Meter Antenna

(Continued from page 48)

checked out fairly readily with available equipment. The comparison dipole may be a source of trouble with gain checks, so comparison with a directional system of known gain is often used. In this instance, an optimum 5-element Yagi⁵ was used for the reference antenna. The Swan antenna was found to have between 3 and 4 dB more gain, which should put it in the 12-to-13 dB gain range. Reliable figures for optimum-spaced Yagis (Fig. 8-4 of our *Radio Amateur's V.H.F. Manual*) give just over 11 dB as the maximum to be expected from a conventional Yagi of this same boom length, 10 feet. Significantly, we feel, this is the first antenna we've checked in this way that has shown performance in excess of that given by the chart cited above.

Bandwidth and front-to-back ratio are both better than we've seen in single Yagis of anything like this size. Backyard F/B ratio checks are likely to result in lower than true figures, again because of reflection problems. The Swan antenna showed 16.5 dB at the low end, nearly 18 dB at 145 MHz, and above 17 dB at 147 MHz. Gain relative to the maximum observed between 144 and 144.5 MHz was down 0.25 dB at 145, 0.6 dB at 146 and about 1 dB at 147 MHz.

With the universal stub adjusted for zero reflected power at 145 MHz, the SWR at 144 was under 1.5:1. At 147 MHz it was about 2:1.

Stacking

Two-bay and four-bay systems have been erected at several stations. The array of WB6PDN, shown in one of our pictures, has four bays, stacked 3/4 wavelength each way. We have not checked results with stacked bays, but the developer feels that closer spacing may be used effectively than with conventional Yagis of the same boom length. It is believed that the smaller number of directors employed is the reason for this. More work is needed before the full story is known. Meanwhile, we have something a little different in vhf arrays, with ideas that show enough promise to warrant serious investigation by the antenna enthusiast among us. — WIHDQ

QST

⁵ See footnote 2.

So You Want to Win an SS Contest

BY STEVE EICHMAN,* W6IVN



Not too obvious or hidden from view at WA6IVN's operating position are three foot switches (transmit-receive, spotting, dummy load), a microphone suspended from the back of the console directly in front of the operator and an easily-read digital clock. Plans for the 1969 SS include a knee-operated rotator control, EFFICIENCY—that's the word!

FOLLOWING each Sweepstakes contest, you hear a lot of crying and complaining from some of the participants that they can't compete with so-and-so because he has huge, monstrous antennas, high power etc. They claim that it is a hopeless effort to try to win their ARRL section against such tough competition.

The most significant reason why these people don't win is that they are already defeated before they even get started, on account of their negative attitudes. It is my true and sincere belief that anyone with a reasonable location and station set-up can, indeed, have a good chance to win his section regardless of his competitors if he really wants to make the required effort!

I hope to give some of the other small-time operators a piece of the knowledge, experience, and operating skill that I have accumulated over the past years in hopes that they can take that section home.

Your Goal

It is imperative that you condition your mind to accept your goal: to take home your section. Convince yourself that your competitors haven't got a snowball's chance in hell of winning that section this year. Your enthusiasm is a very important factor. You are going to make an all-out effort! This means minimal breaks; exercise limited to jaunts to the hall for physical relief. (If you are a heavy coffee drinker, you can count on a lot of exercise!) Now that you are convinced and positive as to the nature of your goal, your foot is already in the door to success.

Important Decisions

Make up your mind whether you are going to run high or low power.¹ Let's examine the pros and cons of both. With high power, it is much easier to hold one's own frequency and, as a result, contacts are usually easier to make and somewhat more frequent. Class-B stations usually (not always) end up with the most contacts. There is a tremendous price to pay for this privilege, however: a multiplier of $\times 1.25$ or 25 percent. That means if you are operating a class A station and have a score of 100,000, you will, in addition, receive 25,000 free points. You can figure on a signal difference of about one to two S units between class A and class B. This is assuming that all other factors are equal (which they seldom are). There are certain disadvantages to running a linear amplifier (class B), however. You sacrifice flexibility in that you

have more controls to fiddle with and it is necessary to retune more frequently. It requires more time to change bauds and the extra meters to watch sap up a lot of the operator's time and attention. On the other hand, a class A station will experience more difficulty in cracking the huge pile-ups on the rare ones while the high-power boys can raise them by sure saturation (and they usually do). If you are clever, you can time your calls so that you get your John Hancock in there while the QRO boys are busy with their saturation techniques. One major factor to consider is that low power on 40 meters is, quite frankly, tough going. Unless you are so fortunate to have a beam or other high-gain antenna for this band, you can count on a frustrating evening.

It is the author's opinion that class A is the best way to go, providing you play your cards right. Look in some old *QST*'s and see who some of the past high scorers were. Yes indeed, they ran low power, class A.

Antennas, Equipment and Station Operation

Contrary to popular belief, five elements at 100 feet is not the answer to the best signal during the SS. Someone with such a set-up might be 20 dB over S9 in North Africa or the Middle East, but not necessarily in Jackson, Mississippi.

The author's station is designed for DX competition. The location is in the center of a 20-acre field which is located in a large valley approximately 500 miles long and 75 miles wide. My first thought when preparing for SS was that this location, antenna layout, would be superb for the SS contest. It certainly didn't take long to discover that the angle of radiation presented by my big flat top antennas was too low to be

* J-10866 E. Southland Rd., Manteca, Calif. 95336

¹[Editor's Note: The 1969 SS will be run on a trial basis without power multipliers, on recommendation of the ARRL Contest Advisory Committee.]

of much use for anything less than about 2000-2500 miles. When comparing signals to the tri-band beam (at a much lower height), the tri-bander won out by a landslide in almost every case (excepting KH6, KV4, VE8). The thought of enduring the SS with a tri-bander didn't appeal to me, especially with my other high-gain arrays roosting almost a hundred feet above well irrigated soil. After countless tests, I became convinced that the tri-bander was going to be the antenna to use.

Therefore, unless you are plagued by high obstacles near your particular location, I strongly suggest a tri-band array of some type combined with an all-band doublet if you reside in the Central U. S. Optimum height in most cases for this type of propagation should be between 35 and 55 feet. If you have high-gain multi-element arrays at these heights you are one step ahead of the rest of us. For 40 and 80, I suggest an inverted-V as high as possible. (Of course, a rotary dipole or beam is highly advantageous; however most participants are not so fortunate to have one.) Verticals are ruled out in my book on account of the extreme low angle of radiation.

Equipment — It is mandatory that you have and utilize full break-in operation. If you have a transceiver, it is important to have some control of your receiver frequency (external control). Any receiver with 500-cycle bandpass for cw and 2500-cycle for ssb will be fine. Additionally, there are many audio filters on the market which offer additional selectivity at a very modest cost. They work very well although they introduce a loss in the audio circuit.

Next, a good pair of comfortable stereo-type headphones, preferably the type whereby the ear fits inside the phone entirely. This will be a leading factor in cutting down fatigue.

For cw, an electronic keyer is certainly a great help since you have an instant, positive, and accurate control of your speed as the situation might call for. Again it certainly will cut down on fatigue during the long hours of the contest.

Station Operation — The manner in which your station is set up is more important than the kind of equipment that you will be using. A complete break-in system has to be employed and fully operational for both the phone and cw contests. VOX is too slow and too clumsy. A foot switch for transmit is mandatory. They are easy to make and a pleasure to use.

If you have means of setting your age., by all means set it as fast as possible so that your receiver will recover from mute instantly with full rf gain. Remember, you don't have much time during an exchange, so use it for filling out your log and check sheets, not fumbling with knobs on your receiver.


Be familiar with your station. Practice band changes until you can change bands and completely retune in 30 seconds or less. If necessary, mark your control settings. Your controls should be within easy reach without changing your seating position. I mentioned the digital clock employed in my station. This is an imperative

measure! You don't have time to make up your mind what time of day it is. A digital clock will tell you exactly. You will simply write down four numbers. In fact it is not uncommon to be operating for several hours and not really realize what time it actually is!

Operating — Be familiar with propagation to the different parts of the country from your particular location. This doesn't mean to study all the propagation charts that you can get your hands on. It means to get on the air and use all of the different bands all day and find out when the skip is best for particular parts of the country during the period of one day. If you do this with low power, you will get a very accurate indication. Chart your findings and study them before the contest. Know when to go to what band for the best results. If you should decide to use low power, I cannot emphasize how important this is. This knowledge and experience alone may possibly be the difference between you being at a disadvantage with your low power and being on an equal level with the Class-B participants.²

Section vs QSOs — There is no special rule here. Both are equally important. One cannot be sacrificed for the other. Usually the vast majority of sections will come as a result of exposure. That is, if you play your cards right. This is in keeping with your good knowledge of the bands. When the bands seem to dry up or when you feel the need for a cup of coffee or a bite to eat, this is the time to tune and hunt for multipliers. Don't waste time beating your head against a stone wall when conditions are in a null. Go hunt the new ones!

Techniques — What is meant by exposure? Simple, just make a pattern of operating and keep to it. For example: You call a CQ on 21,030 and you get a good following started. After seven or eight QSOs the frequency runs dry; no one answers your QRZ. Now move up the band 10 kHz and start again. Bear in mind that it might take a few CQs to get it going again, but it's worth it if you get another string going (con-



sidering that you are able to hold on to your frequency). Keep those CQs short! No one is going to hang around for two minutes while you call CQ. When trying to get started on this new frequency you might not be able to make out any complete call of the stations calling you. If this is the case try this procedure for example: QRZ the W4-Victor station — (Go . . . The sta-

² Ibid.

tion will usually come back all by himself and give his whole call. He may begin his exchange or he might want an acknowledgement first. When you come back to him, be sure to acknowledge his correct call in its entirety. In time this new frequency will dry up and you will have to repeat this procedure. I find that 10 kHz is just enough to expose you to a completely different group of stations hanging around that frequency. After you reach the upper limit (useful limit) of that particular band, start back down. This time, however, go down 10 kHz at odd multiples, i.e. 21,085, 21,075, 21,065, etc. Using this method, you will have covered every 5 kHz on one complete revolution of that spectrum. If there is a KV4 or VE8 in there somewhere, your odds against running into him, or at least hearing the pile calling him, are very good indeed!

Remember to keep a watchful eye on your schedule of peak times for skip that you charted previous to the contest. Don't guess what times the West Coast will be coming in; know when!

If the pickings get slim and you are unable to raise anyone by the previous method, start hunting, every 5 kHz up and every 7½ kHz back down the band. Don't waste time waiting for a station that just began his exchange (unless you suspect him to be a new section)-move on. You will certainly cross his path again on another sweep of the band.

Don't forget the weak ones. Often they are good operators without favorable skip. It is still possible for an effortless exchange with a reasonable QRM level.

During the beginning of the contest, the strong high-power stations will have huge pile-ups on them. Don't waste a lot of time trying to crack the pile-ups because tomorrow they will be thirsty for new contacts and will gladly listen for the QRP boys.

It is important to match the speed of stations calling you during the cw contest. If you are working stations at 25 wpm and a loud signal calls you at 15-20, grab that keyer and bring the speed down! It will probably pay off in a QSL of your exchange from him. Showoffs only kid themselves. It doesn't make any sense to send your preamble three times at 40 wpm when once at 25 would have been adequate. You will find that if you set the example, the other station will usually duplicate your actions exactly. This also holds true for the phone weekend.

If you are so fortunate to be in a rare section, it is often advantageous to announce your section during a CQ or QRZ, i.e. "QRZ SS, this is WA6IVN, San Joaquin Valley section, go ahead."

From time to time during the course of the contest, you will work stations with more QSOs than yourself. (Well, at least they gave you a higher number.) Don't be upset. It is customary for an occasional crackpot to give a number at least 30-75 per cent higher than yours. Last year I worked two stations claiming to be in SJV who gave me numbers over the 1000 mark (early in the contest). Needless to say that is

usually the last time you either hear or see their call letters written down.

It is usually a gentleman's rule that when you call someone else, it is considered his frequency. It is poor operating practice to attempt to take over his frequency by giving out a QRZ yourself. Often this opportunity will come up when repetition is necessary and the sequence gets out of order. If you make this a practice you will gain a reputation for this habit and will lose the respect of all of hamdom. (Say nothing of a couple of the big guns deciding to go out of their way to call CQ on your frequency.)

Fatigue

Any contest is not only a test of operating ability but it is also an endurance trial. If you don't plan to combat it, fatigue just may get the best of you and all of your efforts will be for naught. We assume that you have chosen an operating chair that gives you good back support and an operating table of the correct height.



Control the temperature! I prefer about 60°, and well ventilated. Excessive temperatures will make you groggy and this will reflect on your performance. Your reflexes will slow down and so will your resultant score. If you are a drinking man, lock up all the booze! (And give the key to someone else). Two or three good stiff 'shots' and you might as well shut down and save yourself a lot of grief and disappointment afterwards.

When you really seem to be getting exhausted, stop and quickly jump in the shower. Moderately cold works the best for me. A couple of minutes later you emerge, refreshed and ready to hit it again. This cool shower can take the place of about half an hour in the favorite easy chair.

How about sleep? My rule is twelve midnight to about 6 A.M. or a little before. Reserve a little time for evaluating the previous day's performance and planning for the new day. Using this method, I am able to get a good night's sleep and wake up completely refreshed. At the same time I take the 6 hours "off" time all at once and I don't have to worry about it anymore. Besides most of the bands are either shut down or fairly dead. Of course 12 to 6 won't apply to you if you live in the East. I still suggest the 6 hours be taken at once.

Honesty

A little word for personal honesty. You are

(Continued on page 97)

EXPLANATION OF "SS" CONTEST EXCHANGES

	Nr	Precedence	Call	CK	Place	Time	Date
<i>Exchanges</i>	Consecutive Serial Number	Power input less than 150 watts d.c.	Send your station call	CK (Last two digits of year first licensed)	Your ARRL section	Send GMT time of transmitting	Send month and day of birth (not year)
<i>Sample</i>	NR 1	A	WA3FHB	65	MDC	2101	Nov. 15

the example. C.w. stations work only c.w. stations and phone stations only other phones. Valid points can be scored by contacting stations not working in the contest, upon acceptance of your preamble and/or receipt of a preamble.

4) *Scoring:* Each preamble sent and acknowledged counts one point. Each preamble received counts one point. Only two points can be earned by contacting any one station, regardless of the frequency band. The total number of ARRL sections (plus VE8) worked during the contest is the "section multiplier." It is not necessary for preambles to be sent both ways before a contact may count, but one must be received, or sent and acknowledged, before credit is claimed for either point(s) or multiplier. If your power is 150 watts or less, send "A" as your precedence; otherwise, send "B."

The final score equals the total "points" X the "sections multiplier."

5) *Reporting:* Contest forms (log sheets, summary-sheets, Operating Aid 6) are available free from ARRL Hq., or you may use forms of your own design provided they follow the indicated format. Every competing entry claiming 200 or more QSOs must have cross-check sheets (Op Aid 6 or similar) attached. To aid us in getting these forms to you as fast as possible, please be sure to include with each request a self-addressed and stamped legal-size envelope containing: your full name, call and mailing address complete with zip code. We suggest a minimum of 12c postage attached. This will assure your receiving 1 summary sheet, 1 Op Aid 6, and 4 log sheets, enough for 400 QSOs. Using this as a guide-line you can adjust the postage according to your needs. **ANY LOG OMITTING TIMES ON AND OFF, OR OMITTING CROSS-CHECK SHEETS (WHEN REQUIRED), OR OMITTING A SUMMARY-SHEET OR ANY INFORMATION REQUESTED THEREIN (see sample), WILL NOT BE CONSIDERED FOR COMPETITIVE QST LISTINGS OR AWARDS.** Such logs will be classified as "check-logs" and processed accordingly. Entries must be postmarked no later than December 15, 1969 to insure eligibility for QST listings and awards. All entries become the property of ARRL, and none can be returned.

There are no objections to one's obtaining assistance from logging, "spotting" or relief operators, but their use places the entrant in the multiple-operator class, and it must be so reported.

A single-operator station is one manned by an individual amateur who receives no assistance from other persons during the contest periods. He may not have assistance in any manner in keeping the station log and records, or in spotting stations during a contest period. The operation of two or more transmitters simultaneously, whether by single-operator or multioperator entrants, is not allowed.

A transmitter used to contact one or more stations may not subsequently be used under any other call during the contest period (with the exception of family stations where more than one call is assigned to one location by FCC/DOT).

6) *Awards:* Certificates will be awarded to the highest-scoring c.w. entrant and to the highest-scoring phone entrant in each ARRL section, provided that either (1) there are at least three single-operator competing entrants from that section, or (2) the top single-operator score is 10,000 points or more. Similarly, a certificate will be awarded to the highest-scoring Novice or Technician licensee in a section if (1) there are at least three single-operator competing entrants of that license class in that section, or (2) if, in the opinion of the Awards Committee,

the entrant displayed exceptional effort. Multiple-operator entries, regardless of license class of operators, are not eligible for certificate awards and will be listed separately in the final results in QST.

A gavel will be awarded to the highest affiliated club entry. The aggregate scores of phone and c.w. reported by club secretaries and confirmed by the receipt at ARRL of contest logs constitute a club entry. Segregate club entries into phone and c.w. totals. Both single- and multiple-operator scores may be counted, but only the score of a bona fide club member, operating a station (his or another club member's) in local club territory, may be included in club entries.

The highest single-operator c.w. score and the highest single-operator phone score in any club entry will be rewarded with a "club" certificate where at least three single operator phone and/or three single-operator c.w. scores are submitted.

7) *Disqualification:* Failure to comply with the contest rules on FCC/DOC regulations or the necessity for avoiding interference with channels handling amateur emergency communication shall constitute grounds for disqualification. In all cases of question, the decisions of the ARRL Awards Committee are final.

Message Credit

Put all that preamble-exchange experience to work and earn 1000 extra points by the following:

1. Within 5 days following the end of each of the SS weekends, check into a net a local or section level¹ and send a message to your SCM (p. 6, QST). SCMs may send their message to ARRL Headquarters. The message must be in proper form.² To earn this credit for your phone and your c.w. entry you must originate such a message following the corresponding SS periods.
2. An example of a message in proper form² appeared in the Operating Aid 9A³ enclosure in August 1965 QST. The message text (in not more than 20 words) should report claimed contacts, sections, mode, power and claimed score. An exact copy (showing station receipting for the radiogram and time-date sent) *must* be attached to your SS entry for any credit.
3. It's all or nothing. If all the rules are complied with to the letter, the procedure will net you a stock of 1000 points.
4. The bonus points will be added to your score at Headquarters. QST

¹ If there's difficulty reaching a traffic net in your section, it may be sent to a netter in the region.

² Time Filed and Handling Instructions are optional, i.e. not a "requirement" for crediting the message started, but all other message parts as shown in 9A are necessary.

³ Copies available without charge from ARRL Hq., 225 Main St., Newington, Conn. 06111.

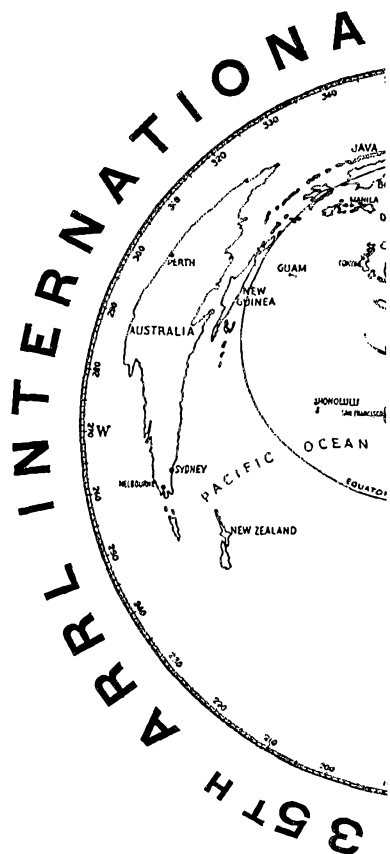
AROUND the world in 80 days, in its era, I'm sure was considered a major achievement. In modern times, through the miracle of communications, the world may be spanned in minutes with relative ease. Amateur radio, and in particular the ARRL International DX Competition, seems to illustrate this quite vividly.

Some people may comment as to the declining interest in contests but such was not the case in the 35th ARRL International DX Competition which soared to record heights in 1969 with 2468 logs received from 118 different countries. This represents an increase of over 10 percent as compared to last year and is some 41 logs greater than the previous high of 2427 entrants in 1967. With the exception of DX phone entries which dropped somewhat; all other figures rose considerably.

In entering any contest, each of us, by our actions becomes an ambassador of good will for the nation we represent. Suffice to say, our operating techniques should be of the highest caliber. Since I'd like to believe that this is the case almost 100 percent of the time, I feel only comments of a passing nature be given to the individuals who, by either lack of operating skill or just plain disregard for others, cause intentional QRM, tune up on frequency, fail to sign calls properly after each QSO, leave carriers on for long periods, etc., etc. The problems remain the same from year to year, only the names (or, in our case, the calls) have been changed.

CLUBS

Thirty-two ARRL-affiliated clubs amassed 183 million points this year as compared to 27 clubs and 133 million points in 1968. Would you believe the **Potomac Valley Radio Club**, in claiming the usual lead position, increased their score by over 9 million points. How do you beat a group like that? Placing second was the **Frankford Radio Club** trailing some 4.7 million points behind. The **Northern California DX Club** unseated their rivals to the South, the **Southern California DX Club** in the show position; for what must be the upset of the year. The **128 Contest Club** was again 5th by a solid margin, while **Murphy's Marauders** nosed out the **Northern Illinois DX Association** to claim 6th place (up 1 from last year). Completing the Top 10 were the **Order of Boiled Owls of New York** who slipped from 6th place in 1968 to 8th, the **Laurentian DX Club** maintaining 9th and the **Richardson Amateur Radio Club**.




REPORTED 1

*Their sound hath
all the earth;
unto the ends*

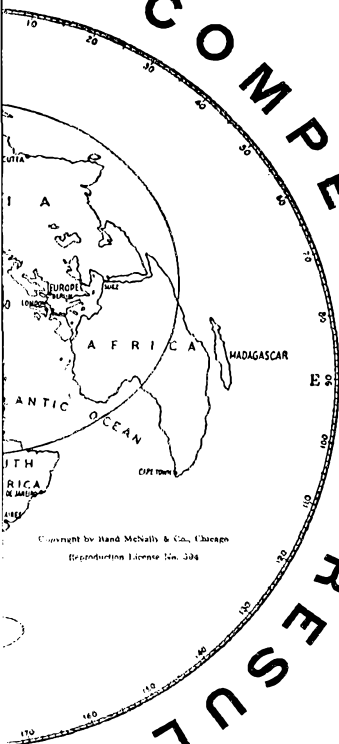
* Communications Assistant, ARRL.

HC1TH, shown at his operation position in Quito, Ecuador. Tom's excellent score of over 4.6 million was good enough to rank him as number 2 in the Top 10 DX phone entries and also to win the South American DX Continental Championship. Sure why we could increase participation from our neighbors to the South.

QST for



DX COMPETITION RESULTS




Copyright by Rand McNally & Co., Chicago
 (Reproducing License No. 346)

AL NOONE,* WAIKQM/WB6SAZ

*gone forth into
 and their words
 of the whole world.¹
 — Rom. 10:18*

¹ Thanks to K9YRA

Among the rare stations which abound in each DX Test, we have (top to bottom): YK1AA, Rasheed in Damascus, Syria; KX6FJ, Stan in the Marshall Islands; KH6GPQ, Willard, Oceania Continental Champion both c.w. and phone from Hawaii; and 5A4TY, Bill (WA2ETP) from Wheelus Air Base, Libya.





Here's JX3DH checking ground conductivity on Jan Mayen Island! Main Base, "Olonuin City," was site of JX3P multi-op phone operation.

Breaking down the Top 10 Affiliated Club scores by mode, we are left with an interesting grouping of each club's strong and weak points as shown by their position below:

C.W.	Position	Phone
Potomac Valley RC	1	Potomac Valley RC
Frankford RC	2	Frankford RC
128 Contest Club	3	No. Calif. DX Club
So. Calif. DX Club	4	So. Calif. DX Club
No. Calif. DX Club	5	No. Illinois DX Assn.
Order of Boiled Owls	6	Murphy's Marauders
Murphy's Marauders	7	Richardson ARC
No. Illinois DX Assn.	8	128 Contest Club
Laurentian DX Club	9	Laurentian DX Club
Richardson ARC	10	Order of Boiled Owls

SOAPBOX

"Tried more than one band for the first time and was good fun." — VK5PH. . . "After dipping into the pile-ups in a.s.b. test, sure can appreciate c.w. a heck of a lot more." — K9EUF. . . "Sixteen new countries, very nice contest." — K2UNY. . . "Ever try 7 MHz. phone with no remote v.f.o." — W4HNR. . . "Had a ball operating in this test." — K4KLC/KL7. . . "Lots of fun, most of the boys cooperated very well." — H18XRM. . . "Biggest thrill was being called on c.w. by 5A4TY. another highlight was working VR2DK after 3 hours of trying." — W4SATX. . . "Lack of foreign stations on 3.5 and 7

MHz. made it a bit slow, conditions however were good." — VE7VP. . . "Think check sheets should be only one sided, turning them over and over again is a nuisance." — W4NJJ. . . "Next year I hope to have a beam and better rig on all bands." — KR6FT. . . "Set an objective of 100 countries, which I found not too easy." — K3GJD. . . "Sorry it's over, I just enjoy the competition even though I only beat my own scores of other years." — W2RPP. . . "Found 7 MHz. conditions poor here during my operating time. Quite a few of the W/Ks didn't know whose side I was on, hi." — VO1DC. . . "Very first time for any c.w. contest." — CT2AT. . . "My first DX test and although I became hoarse and used many tranquilizers, I thoroughly enjoyed it." — WAQTAM. . . "Too much QRM to keep going on phone." — K4CG. . . "Conditions excellent to all areas of the world." — WA9UMU. . . "It is sure different working the contest from this end. I do not think my exotic call was an asset." — 8R1Y/W4. "First time in my life I've gotten into Europe." — WB6YIQ. . . "It was a pleasure to take part and we are certain to do that again in the next year under the better conditions." — UA9KAI. . . "Sure was a lot of competition in the Sacred Segment of 15 meters." — K1GAX. . . "Conditions fantastic on 3.5 and 7 MHz. on first weekend, 10 meters extremely good on the second." — W3MVB. . . "Located at Msaani Bay north of Dar es Salaam in Tanzania." — 5H3LV. . . "Working eight hour shifts at a local TV station on both weekends is a slight handicap." — VE3BMB. . . "How come so many DX stations working by call areas." — K9PPJ. . . "Wonder whether other fellows have as many breakdowns." — G2QT. . . "Lost all antennas in high winds, c u next year." — OZ6DX. . . "Not as much DX activity as I would have liked." — W1YRC. . . "Still too many W/Ks calling CQ DX right on top of the DX stations." — W3VZE. . . "Until this contest I can truly say that I did not know what a real pile-up was, thanks for the education." — WA0RXQ/Q. . . "Low power doesn't get the job done, quite hard to compete from Idaho." — WA7HOX. . . "Back next year with an antenna farm." — W5WFMU. . . "Good contest, enjoyed the pile-ups, got many new countries." — WB4IYZ. . . "I was unable to enter the first weekend as I was on my way home from operation at VK0JW in Antarctica." — VK4GU. . . "Many thanks for the very nice contest." — DM3XI. . . "USA stations very fine operators, please all stations worked send me your QSL for awards." — SP9ABE. . . "Great contest." — WB2ZIN. . . "My first DX contest in years, had a ball." — W1HRV. . . "Damn good contest." — W3MSK. . . "The rules for this contest work and are accepted, please don't change them." — W2K7. . . "Very interesting contest, biggest thrill working VK0KJ and 5W1AR on 40 phone, a completely new experience for me. Congrats on the new check lists and the smaller page format." — WA1DJG. . . "Hope to be on all bands

AFFILIATED CLUB SCORES

	Aggregate	Entries	C.W. Winner	Phone Winner
Potomac Valley Radio Club	39,573,394	60	W4KFC	W4BVV
Frankford Radio Club	34,858,696	87	W3WJD	W3MWC
Northern California DX Club	18,395,497	66	W618Q	K6AIV
Southern California DX Club	15,398,576	50	W6NJD	W6NJJ
128 Contest Club (Atass.)	13,230,071	28	W1BWP	W1AX
Murphy's Marauders (Conn.)	9,276,130	42	WA1DJG	K1THQ
Northern Illinois DX Association	8,927,034	17	W9LJK	W9QQN
Order of Boiled Owls of New York	6,962,365	15	WB2CKS	W25TC
Laurentian DX Club	4,692,561	17	VE2JY	V2JY
Richardson Amateur Radio Club (Texas)	4,255,893	22	W5EQT	W5KTR
Niagara Frontier DX Association (N.Y.)	3,988,521	11	K2ENV	K2JDJ
Overlook Amateur Radio Society (N.Y.)	3,506,340	9	W2DXL	W2DXL
Oak Park Amateur Radio Club (Mich.)	3,127,218	19	W8DQL	W8DQL
Central Michigan Amateur Radio Club	2,559,134	12	K1ZND/8	W8HH
Virginia Century Club	2,198,019	14	W4OPAL	W43YL
Connecticut Wireless Association	2,149,435	8	W1BIH	W1BIH
West Park Radlops (Ohio)	2,028,885	20	KRCFH	W81FA
Miami Valley Amateur Radio Contest Society (Ohio)	1,908,270	13	W8DB	W8LXU
South Jersey Radio Association	1,783,959	37	WB2ZPB	W2EPA
North Alabama DX Club	853,087	5	W4ZNI	W4ZNI
Winnipeg DX Club	791,571	9	W2ZNU	W2ZNU
Four Lakes Amateur Radio Club (Wis.)	656,634	7	W9BG	W9BGR
Louisville Active Radio Operators	495,735	5	W4LW	W4LGR
Lincoln Amateur Radio Club (Nebr.)	429,792	5	W4LW	K48KI
Highleaf Amateur Radio Club (N.C.)	338,184	5	W8EW	W8HXZ
Grand Rapids Amateur Radio Association (Mich.)	301,950	6	W2M1N	W2UFS
Virginia Century Club	293,397	3	W2SE	W2YFM
Lake Success Radio Club (N.Y.)	157,260	9	W2M1N	W4OGG
New Providence Amateur Radio Club	91,482	7	W2SE	W4OGG
Delta Radio Club (Tenn.)	75,492	7	W2SE	W4OGG
Suburban Amateur Radio Club (Pa.)	43,161	4	WA3JKO/3	W9REC
Chicago Radio Traffic Association	8,028	3	W9REC	W9REC


1970 ARRL DX COMPETITION

Phone: February 7-8, March 7-8

C.W.: February 21-22, March 21-22

next contest."—*JX6CI*. . . "I really enjoyed the contest, North Americans are fantastic operators."—*CT1IQ*. . . "I am strongly inclined to feel that single band entries should be allowed in order to increase participation."—*W6QJW*. . . "Too bad more of the really rare DXers didn't show up."—*K4II*. . . "Great contest, we all had a barrel of fun."—*W9EXE*. . . "Worked 5 new states for my WAS."—*UY6RV*. . . "First time in the c.w. part of the contest and it was a lot of fun."—*SP6CV*. . . "Your contest very good, cu agn in 1970."—*UR2LO*. . . "Suggest the contest be shortened to one weekend each, much renewed interest in the lower bands due to 5BDXCC."—*ET3USA*. . . "Tired of being called a YL since I'm only 13 years old, maybe I should go to cw."—*WA9ZCP*. . . "Had a ball, please don't shorten contest."—*W3QQL*. . . "Excellent conditions made this contest one to remember."—*W1FZ*. . . "My thanks to the DL4 station who did not want to work an F stn and carefully explained to me the contest rules."—*F3VN/W2*. . . "Despite limited time had lots of fun. Biggest thrill being called by YB0AAB, also working KA2RM on 80 thru 10 meters."—*WB6SAZ/6*. . . "I suggest you change the contest to make it world-wide, I know the foreign stations get bored working only W/VE stations and I think this boredom explains the lack of Latin Americans and other countries in this contest."—*W8ILH/VE6*. . . "Power out the first weekend, had to fly to Sumatra part of the second, W/K stations most cooperative, wait till next year."—*YB0AAC*. . . "Entertained the local kids watching me try to rotate my beam out of the trees."—*WA7JCB*. . . "Best DX contest I have ever been in, a lot of pile-ups but I noticed more courteous operating than usual."—*W0UCK*. . . "I am full of admiration for the excellent operating standards of the W/VE group, their snappy procedure makes the handling of pile-ups so much easier when compared with some of the other major contests."—*EP2BQ*. . . "My first ARRL DX Test. Sure a pleasure, only sorry I could be with only some 40 hours because of my studies. CU—70."—*OH8KC*. . . "Where was Wyoming."—*SV0WP*. . . "My roommate tells me that I was yelling QRZ Contest in my sleep following the contest, never could raise anybody!"—*WA4UXU*. . . "Please, please make it just one weekend for each mode."—*WB6URS*. . . "Conditions to Europe FB."—*K6YRA*. . . "Almost broke a rib laughing as a DX station called, CQ, won't anyone answer me. . . There must have been a thousand hams calling him."—*WA2VSO*. . . "Special congrats to the DX stations for their patience, looking forward to next year."—*WA8EM*. . . "Very pleased to participate in the contest again after an absence of over 10 years."—*G3COJ*. . . "My compliments to the W/VE gang who were real kind to me in the pile-ups. My first contest, really had a ball."—*KX6GS*. . . "I'm a fairly new ham and this was my first contest."—*8A4TY*. . . "What a shock when 5H3KJ said, 'Mni tnx first VE1 in test,' I gladly replied 'Mni tnx first 5H3 ever.'"—*VE1AI*.

. . . "This is really the king of all contests."—*WA1IHN*. . . "Pleased to see so much activity from the U.S.S.R."—*W9KYZ*. . . "Finally discovered you can work DX on 80 meters."—*WASHOM*. . . "Ten meter conditions outstanding the second weekend."—*WB2EUU*. . . "Worked only 5½ hours, couldn't spend more time due to my job."—*PA0KOR*. . . "Contest was fantastic."—*LU6ABX*. . . "My first appearance on 40 meters, so the W/VE stations were the first DX stations I worked at all. Very glad about it."—*DM3TOO*. . . "How about telling the DX stations there are W/Ks above 7.025 MHz, working the contest."—*WA8ZCO*. . . "Really got a thrill when I called CQ Test, and worked stations for about 2 hours straight."—*KH6GLP*. . . "This was my first serious attempt at contest operation and I really enjoyed every minute of it, including the moments when I lost control of my keyer. Hope to do better next time."—*VU2JN*. . . "W4BVV will be sad to learn that when I answered their CQ on 3.5 MHz, he was 439 here but my signals did not reach him."—*KR6EL*. . . "Good propagation on all bands, worked my 10,000th W/K station during the test."—*OD5LX*. . . "Conditions were exceptional on 10 meters, not so hot on 80. Where were all the VE boys?"—*VR2DK*. . . "Like the revised forms."—*K3QDV*. . . "Biggest surprise of the contest, ZD7DX on 75 phone, trying out his new rhombic!"—*K9CUY*. . . "Conditions fabulous, worked my first JAs on 40 meter phone ever."—*W3TLN*. . . "I like to work in your DX contest."—*Y04KCA*. . . "Why not separate entries for single-band operations. Thanks for a fine test, see you next year."—*11BH*. . . "Conditions great, pile-ups and QRM murder."—*WB2NCS/VP9*. . . "Conditions of propagation very bad here."—*CR6GA*. . . "This contest was a ball."—*YB0AAB*. . . "Pet peeve—tuning up on frequency, leaving carriers on, continually calling regardless of fact DX is trying to transmit."—*W1ESN*. . . "Thanks for a good test, will be in there next year full swing on all bands."—*VE8ZZ*. . . "Nice contest, especially 10 meter band activity make nice work during test."—*SP3PL*. . . "Second weekend heat radio conditions I have ever experienced in an ARRL DX Test."—*DL4FS*. . . "My first participation, real nice thrill."—*PY7VKZ*. . . "Just returned to the air after 20 years off, my first experience of the ARRL DX Competition was in 1939 and I have greatly enjoyed taking part once again."—*VK7CM*. . . "Had a great time in my first DX-pedition."—*VP7NA(W3AZD, opr.)*. . . "Good to hear some



From the Subantarctic islet of Heard Island in the South Indian Ocean we present VK0WR, by far the rarest DXpedition in many a year. Shown operating is Bill, W7ZFY with Henery, WB4HWP taking a well earned rest. At left the boys are shown wrestling the 2-element 20-meter beam into position. Brrr!

Bold Face = Over 300 QSOs/Band -- DX

	80	40	20	15	10		80	40	20	15	10
CR6EI	28	61	340	377	404	OK1AOX		157	234	465	
EL2Y		259	622	340	326	OK1ARN	1	106	365	502	85
ETSUSA*	68	125	650	737	478	ON4XG	82	74	367	579	440
ZD8Z	286	898	1617	1587	1316	OZ1LO	139	203	644	820	533
5H3KJ	17	185	645	842	767	OZ7BG	7	18	332	426	304
5H3LV			218	326	200	OZ7G					319
9J2MX	11	93	516	619	694	OZ7X		30	359	532	97
EP2BQ	6	23	334	136	4	PA0LOU	127	256	623	369	588
EP3AM	3	43	411	272	73	SK6AB*	114	427	1166	1189	673
HL9KQ	13	94	243	363	125	SK6CF*	64	234	831	925	384
JA1AEA	49	163	760	1028	350	SM5CAK		100	170	340	
JA1LXE		74	32	388		SM6ARH				483	
JA2HO			14	387		SM6DHU		12	346	187	62
JA2JAA	2	67	279	337	150	SV0VP			575	503	528
JA5DQC		69	313	385	199	UA3KAO*	1	58	457	492	72
JA6GZN		49	174	418	149	UB5MZ		41	93	441	68
UA9KAI*			570			UQ2KCT*		1	202	353	
UA9KOA		3	868	6		UR2LO		25	387	55	
UA9OS			584			VU1BCD*	62	262	635	897	290
UA9PP			575	88		VU2REB		18	217	403	164
UA0KFG*	46	155	757	814	357						
UL7KAA		10	433	92							
DJ4ZR	79	297	825	973	490	HP1XHG	388	443	883	814	759
DL2JO	4	21	73	306	263	KL7IR	99	285	588	811	591
DL4QP			98	337	149	PJ2VD	306	422	849	1141	901
DL4QQ	25	140	607	684	412	PJ8AA	573	878	780	573	549
DL6WD	119	140	495	577	507	VP7NA	101	102	382	265	90
EI9J	80	128	534	511	270	VP9BY			446		
F5AH			34	310		XE2AAG	152	187	607	879	425
F8CS	71	187	316	326	43	XE8GEN	428	789	1181	937	800
F8TQ	65	120	293	343	138	XE8JR	63	128	274	418	596
F8VJ	134	151	194	321	325	9Y4DS			559	353	143
F8ZT	130	169	368	180		9Y4KK		114	435	423	383
G2QT	93	156	320	280	333						
G2RO	204	242	618	767	621	DX1AAV		79	508	337	135
G3ESF	83	132	128	274	306	KH6GPQ	309	558	873	1265	1115
G3FXB	194	259	477	718	445	VK2EO	90	373	925	497	497
G3JYP	7	34	162	489	421	VK2GW	25	392	343	225	170
G3KMA	81	100	192	305	380	VK3APN*	81	328	397	192	12
G3TXF	11	134	395	261	591	VK5FY	16	151	746	114	
GC3IEW	156	165	725	621	703	VK5FM	17	72	543	236	217
GW8ITZ	94	100	363	500	273	VK2BR/9	6	216	501	134	138
GW3NJW	6	159	379	448	351	VR2DK	12	149	164	40	354
HA5KJQ*	93	159	513	727	198	ZL1AFW	4	10	478	220	369
HA8UD	29	112	353	124	298	ZL1AMO	74	158	197	532	224
HB9AGH	42	149	208	442	174	ZL1L	2	133	456	397	705
HB9DX	65	31	152	383	134	5W1AR	1	161	306	128	312
HB9UB	71	224	720	970	526						
HAASE		266	580	571	246	HK3BAE	58	434	1033	855	1121
LA0AD	72	204	763	776	680	LU2DKG*		2	307	235	370
IZ1KAA*	32	135	353	507	13	LU9DL			12	60	361
LZ1KPG*	20	299	215	116	311	OA4DX		158	220	340	565
OH1AD*	13	73	569	644	163	VV1OB	171	209	214	300	404
OH5VT		15	412	328	176	VV4OY	310	192	336	505	119
OH8RC		47	497	649	96	K4PHY/YV5	223	558	669	551	339

* Multioperator station.

humor from KH6BZF during very crowded band conditions." — *K8CFH*. . . "My first DX contest, sure was exciting." — *WB8BLA*. . . "The operating practices of too many stations reflected unfavorably on amateur radio." — *VF4MP*. . . "Enjoyed the test very much, rules and organization first rate." — *VE2WA*. "Rotator broke just before the great 10 meter opening on the second weekend. Farewell 28 MHz. DXCC for this sunspot cycle." — *W6LSQ*. . . "Very good contest." — *LA2Q*. . . "Working mainly e.w." — *F8UJ*. . . "We always thought there were 50 states, but now realize there are only 49; Wyoming is a myth! — *G3JOC*. . . "Great contest." — *W4ONO*.

QRP CHAMPS

(150 Watts or Less at All Times)

C.W.	Phone
W8QXQ.....635,715	WA1DJG.....579,880
WA3DSZ.....421,971	WA4UXU.....337,980
K5ABV.....384,462	VE2YU.....306,327
W1DXB.....376,688	W4ORT.....289,152
W4ORT.....292,842	WA3EPB.....254,667
K2BMT.....277,376	W2DKM.....248,472
K0DQ/1.....269,078	WA5LUM.....237,864
W2HUG.....265,872	WB2ZPW.....236,328
W2HDW.....260,475	WB2ZTH.....226,284
WB2RKK.....260,091	VE6GN.....193,167

Thirty-Fifth ARRL

International DX Competition

W/VE scores are listed by ARRL division and section; DX scores are listed by continent and country-prefix. Multioperator scores follow single-operator scores within each section or country-grouping.

Awards: The operator of the first-listed *single-operator* station in each section or country is the winner for that area and receives a certificate award. In a section or country from which at least three valid *multioperator* entries were received, the top-scoring station in that category receives a certificate award. (Awards are scheduled for an October 15 mailing. The top-scoring single-operator DX entrant for each continent, each mode, receives an engraved plaque. *Affiliated-club* awards are shown elsewhere in this article.)

Scores: In the listing to follow, read (from left to right): *call* of entrant, *final score*, *multiplier* (total countries per band for W/VE; total states and Canadian call-areas per band for DX), *contacts*, approximate d.c. power input (A represents power up to and including 150 watts; B, over 150 and up to and including 500; C, over 500), *total time* of operation (to the nearest hour). Example: W3NX 594,156-268-739- C-70 indicates final score 594,156, multiplier 268, contacts 739, power over 500 watts, operating time 70 hours.

A single asterisk following a call denotes an ARRL liq. staff member, ineligible for an award. A double asterisk following the call of a multi-operator entry denotes the use of a spotting-net.



6Y0A, a special events multi-op station, was located at the Red Cross Building in Kingston which is the permanent QTH of 6Y5RA, the Headquarters station of the Jamaica Amateur Radio Association. Shown to the left is Chris, 6Y5CB, operating the 7/21 MHz. position; to the right, Chuck, W4WXZ and SWL Glen Little at the 3.5/28 MHz. operating table. Congrats to the gang, they have truly earned the North American DX Continental Championship, multi-op phone category.

WB2SCK 1944-24-27- C-
WB2UVB 1539-19-27- A-2
WA21ZS (K2CPR, W2UI, WA21ZS) 521,850-245-710- C-80
Western New York
K2KNV 1,038,258-308-1131- C-73
K2DJD 729,468-276-881- C-77
W2FXA 431,172-236-609- C-36
W2FBA 386,043-217-593- C-38
W2FR 209,442-201-348- C-52
W2BJH 193,386-167-388- C-54
W2QTP 138,180-140-329- C-36
WA2ADU 100,206-114-293- H-44
K2CD 90,774-123-246- C-33
W2SSC 80,634-151-178- C-14
W2CUI 77,400-120-215- B-41
WA2BEX 76,860-122-210- A-
W2YRH 60,669-107-189- AC-26
W2FD 60,588-108-187- AC-34
W2RPP 51,198-106-161- AB-23
W2PXL 46,428-106-149- C-30
W2YXA 18,408-59-104- A-44
W2UJ 9750-50-65- H-36
W2FUI 9717-41-79- A-60
WB2EXS 6324-34-62- H-21
W2IO 6120-34-60- A-14
W2RJJ 1380-20-23- B-10
W2STM 840-14-20- H-3
W2CXM (WB2CPV, WA3HRV) 636,740-260-817- C-90
K2CC (4 oprs.) 225,108-156-481- C-75
Western Pennsylvania
W3NU 1,225,734-366-1125- C-68
K7ADD/3 824,187-273-1007- C-82

CENTRAL DIVISION

Illinois

W9LKJ 1,094,256-298-1224- C-76
W9REL 499,743-249-669- C-62
WA9IVL 412,272-252-559- C-64
W9QQN 385,710-230-559- C-70
W9WYB 303,408-196-516- C-
WA9IUD 289,248-184-524- C-53
W9DWQ 219,450-175-418- C-
W9OHH 185,148-148-417- C-
K9KDI 139,425-143-325- C-22
W9UX 21,483-63-114- A-15
W9QWM 14,868-42-118- C- 5
K9JDV 14,847-49-101- C-22
K9IQN 9324-42-74- C-15
W9REC 7128-44-54- B-20
W9PCU 2016-24-2R- A-11
W9WR 504-12-14- H-12
W9HPG 396-11-12- A-5
W9KTB 350-10-12- A-16
K9YRA 192-8- AB-16
K9KXX 60-4-5- B-7
W9EXE (4 oprs.) 789,804-284-927- C-82

W9EM (4 oprs.) 323,950-209-521- C-96
W9GEG (5 oprs.) 259,875-175-495- C-96
W9DY (W9DY, WA9OMM) 254,610-230-369- C-
W9BZW (W9BZV GAZ) 199,656-177-376- C-
Indiana
K9CUI 580,644-254-764- C-79
WA9WBE 66,000-100-220- H-50
W9JQD 64,602-111-194- A-12
W9FN 37,422-99-126- C-30
K9LVK/9 36,738-78-157- C-49
K9VQK 20,085-65-103- A-37
WA9UFO 11,200-50-75- A-30

Wisconsin

W9EWC (W9AQW, opr.) 1,100,266-313-1168-AC-85
W9GIL 388,125-207-625- C-65
W9KYZ 293,322-186-526- B-
W9BG 258,888-184-471- C-42
W9EZ 146,982-131-374-AC-51
W9LAX 115,092-138-278- C-35
WA9NSR 93,852-132-237- B-30
W9NLL 84,800-108-200- C-15
W9WEN 45,684-81-188- A-27
K9YBC 42,897-79-181- H-22
W9OW 26,040-62-140- C-17
W9SDK 13,224-58-78- A-15
K9EUT 6201-39-53- A-10
WA9RTU 2916-27-36- A-13
W9TXF 3-1-1- B-
W9YT (13 oprs.) 1,464,000-320-1525-AC-

DAKOTA DIVISION

Minnesota


WA0KDI 228,552-178-428- C-61
W0DAK 136,512-144-316- C-37
K0EKR 125,316-118-354- A-86
W0BE 89,655-139-215- H-45
K0TPF 82,584-111-248- H-47
K0CNC 60,297-101-199- C-
WA0NHV 43,575-83-175- B-49
WA0EPG 33,768-84-134- A-36
W0IYP 26,160-80-109- C-13
W0PAN 25,380-60-141- B-20
W0DYA 8077-41-66- A-20
WA0PRT 4929-31-53- H-27
W0PWN 4278-31-46- H-40
WA0RMY 75-5-5-ABC-19
W0AII (6 oprs.) 1,309,620-299-1460-AC-90

North Dakota

WA0ELO 3210-30-37- B-
South Dakota
WA0OML 588-14-14- C-55
W0WUU 189-7-9- H-
WA0CPY (WA0s CPX CPY) 167,865-155-363- C-94


DELTA DIVISION

Arkansas
WA5RTG 128,550-150-286- C-55
W5BED 35,478-81-146- C-14
Louisiana
W5IOU 751,800-280-895- C-73
W5WMU 683,220-236-965- C-88



If you've worked Asia, odds are you have QSOed one of the gang here at KA9MF. For the third consecutive year they have earned undisputed possession of QSO Continental Champion in the multi-op phone category. The 175-foot tower pictured at the left of their QTH sports a TH6DX and a 2-element 40-meter beam.

W5KC	494,262-243-678-	C-55	W8IPA	307,296-194-528-	C-60
W6BUIK	203,561-171-397-	C-64	W8BQV	225,765-173-435-	B-42
W5QWV	11,100-60-63-	C-30	WA3BGE/8		
K5BLV	3490-38-60-	A-23		222,432-168-442-	C-38
K5YPS (K5s SNI YPS)			W8BOJ	117,888-128-307-	C-22
570,015-239-795-	C-76		W8KZO	94,392-114-278-	C-60
<i>Mississippi</i>					
K4RIN/5	181,770-166-365-	C-37	W8AJA	83,888-96-326-	C-57
K5AEU	79,200-98-275-		W8TJF	88,578-111-266-	A-1
W5AO	50,895-117-145-	C-36	W8TYF	81,021-113-239-	C-17
W5MUG	40,020-92-145-		W8TGR	79,200-132-200-	B-16
WA5SKI	2325-25-31-	A-3	W8LHV	74,820-116-215-	B-41
			W8COC	67,221-97-231-	A-1
			W8MCR	83,030-110-191-	A-B-C-17
			W8MJE	59,592-104-191-	C-28
			W8AQZ	58,446-102-101-	B-36
			W8GMX	55,692-91-204-	B-51
W4NBV	517,905-255-877-	C-65	W8RCN	50,370-115-148-	A-31
K4AMC	264,480-190-464-	A-C-55	W8YCP	48,822-103-158-	C-10
K4FW	140,895-155-303-	-44	K8NMG	36,894-89-143-	B-20
W4EWR	33,180-79-140-	B-C-25	W8GFH	33,108-89-124-	C-9
K4UWH	19,965-55-121-	A-11	K8BSM	30,552-76-134-	C-18
W4ZWZ	13,992-53-89-	B-43	WA8ZGC	26,400-80-110-	C-3
W4LHE	9870-47-70-	B-13	W8NPF	22,464-64-117-	C-21
W4OGG	8190-42-65-	B-10	W8DWP	19,845-63-105-	B-C-22
W4KAT	243-9-9-	B-2	W8BSR	18,645-55-113-	A-39



Taking the Number 2 spot in Louisiana section, W5TXN, amassed some 614 QSOs on phone for a score of 442K.

W2CKR	4959-29-57-	B-9	W2GLQ (5 ops.)	
W2JB	912-16-19-	A-3	162,900-150-362-	C-84
W2TUK	495-11-15-	C-1	WA2CGM (WA2s CGM HSJ,	
WA2HBP	273-7-13-	A-11	WB2FEH)	40,290-79-170-
WB2EXS	135-5-9-	A-2		B-35
W2ZPG	60-4-5-	A-3		
WA2LQO (5 ops.)				
	312,465-185-563-	A-C-74		


MIDWEST DIVISION				
<i>Iowa</i>				
W8SDC	605,340-285-708-	C-57		
W8BX	433,650-245-590-	C-62		
W8EL	177,500-165-359-	C-34		
W8QCQ	177,504-172-344-	B-81		
K8TR	119,286-141-282-	C-56		
W8BSY	29,400-70-140-	C-22		
WA8PKE	2592-27-32-	B-12		
<i>Kansas</i>				
W8WPL	87,703-119-247-	B-72		

<i>Missouri</i>				
WA8EMS	652,032-256-853-	C-74		
W8OAW	642,095-265-811-	C-79		
WA8RDJ	35,700-85-140-	A-		
K8YTP	22,500-75-100-	A-17		
K8GVS	19,296-67-96-	C-15		
W8DSW	11,454-46-83-	A-13		
<i>Nebraska</i>				
W8HW	12,096-42-96-	C-11		
WA8GVJ	1425-19-25-	A-4		

NEW ENGLAND DIVISION				
<i>Connecticut</i>				
W1BWH	921,888-288-1068-	C-59		
WA1DJG	698,190-255-918-	B-60		

GREAT LAKES DIVISION				
<i>Kentucky</i>				
W4LW	221,892-163-451-	C-46		
K4FU	115,248-196-196-	A-38		
W4BCV	19,656-63-104-	C-5		
K4KI	15,309-63-81-	B-24		
WA4WWT	13,446-54-83-	A-B-2		
W4JKC	192-8-8-	B-		
<i>Michigan</i>				
K12ND/8	1,257,960-330-1272-	C-88		
W8UM (WB2KIT, opr.)	1,000,680-310-1076-	C-		
W8ROF	499,854-227-734-	C-79		
W8DA	277,104-184-502-	B-C-52		
W8ZDT	152,955-135-378-	C-38		
W8FLO	143,616-136-352-	C-33		
W8DQL	135,360-141-320-	A-C-24		
W8TJQ	114,912-126-304-	A-		
W8VUU	92,856-106-292-	A-30		
W8EY	91,392-112-272-	A-C-28		
W8VPC	66,744-108-206-	C-16		
W8WVU	64,893-97-223-	A-34		
W8RVD	26,289-69-127-	C-20		
W8JJA	23,115-67-115-	C-10		
W8VRB	18,297-57-107-	A-16		
W8HXZ	16,245-57-95-	B-26		
WA8OSL	14,828-53-92-	B-10		
WA8GGN	9776-47-70-	B-37		
W8SS	9522-46-69-	C-16		
W8BBZG	6270-38-55-	B-20		
W8FI	4851-33-49-	B-7		
W8BCDG	3570-34-35-	B-10		
W8FEM	2538-27-34-	B-		
WA8ZZ	2208-23-32-	-9		
W8AAHY	1953-21-31-	B-6		
W8AWGM	1863-23-27-	B-16		
K8UDJ	432-12-12-	C-4		
K8BGZ	390-10-13-	A-C-2		
W8ZJM	243-9-9-	A-5		
W8TWJ	147-6-7-	B-2		
W8BBSO	36-3-4-	A-7		
W8AVZK	27-3-3-	B-3		
WA8LYF (K8HLR, WA8s GUF LYF)				
	1,215,720-307-1320-	C-82		
K8HKM (K8HKM, WA8LWK)				
	351,000-200-585-	C-78		
<i>Ohio</i>				
W8DZ	1,194,669-343-1161-	C-80		
W3BOQ/8	658,188-282-778-	C-77		
W8QXQ	635,715-277-765-	A-65		
K88HU	613,452-268-763-	C-79		
W8DB	598,128-272-733-	C-61		
W8JIN	523,833-283-617-	A-C-		
K8RMK	450,912-244-616-	C-75		
K8CFH	421,368-194-724-	A-C-55		
W8BDO	314,496-208-504-	C-96		

W8LTP	12,702-58-73-	B-20		
W8DFZ	12,324-52-79-	B-20		
W8DZG	9234-38-81-	A-19		
W8ELB	8178-45-58-	A-40		
W8R8E	7920-45-60-	C-16		
W8R8G	7920-45-48-	C-19		
W8CSK	4452-28-53-	A-12		
W8PCS	3774-34-37-	B-6		
WA8FCH	3744-32-39-	A-8		
K8GVC	3510-28-43-	B-10		
W8SLL	3510-30-39-	B-6		
W8VZE	1844-24-27-	A-4		
W8BAPJ	1632-18-34-	A-B-8		
K8AMZ/8	864-18-18-	B-12		
W8IDM	816-16-17-	A-3		
K8PYD	75-5-5-	B-1		
K8SJV (K8s SBZ SJU)				
	207,192-176-388-	B-93		
HUDSON DIVISION				
<i>Eastern New York</i>				
W2DXL	1,176,852-303-1304-	C-84		
WA2OJD	637,320-235-904-	C-62		
W2HO	559,251-231-807-	C-70		
WB2ZPW	163,410-130-419-	A-35		
W8AMP	100,548-126-266-	C-40		
WB2SHJ	62,604-94-222-	B-33		
W2AHAI	23,664-68-116-	A-4		
WB2HEM	3338-31-36-	A-55		
WA2TIF	3168-24-44-	C-9		
W2IP	1188-18-22-	B-4		
WA2EFCF	72-4-6-	B-1		
K2MME (8 ops.)				
	972,048-308-1052-	B-C-96		
<i>N. Y. C.-L. I.</i>				
WB2CKS	1,220,375-325-1260-	C-78		
W2GGE	1,161,831-323-1205-	C-80		
W2PCJ	1,058,832-304-1189-	C-72		
W2LXK	524,832-336-522-	B-C-72		
W2IRV	358,200-199-600-	C-41		
W2SUC	354,105-215-549-	C-41		
W2WZ	342,495-215-531-	C-40		
K2MFY	233,784-153-514-	A-47		
WB2UZU	202,752-176-384-	C-		
W2YCW	168,618-157-359-	C-40		
W2MN	119,070-126-315-	C-40		
W2MT	111,804-121-308-	A-39		
WB2YKU	85,284-103-276-	A-B-25		
W2AFM	66,768-104-214-	A-B-39		
W2CP	34,020-84-135-	C-20		
WA2EYW	23,364-66-118-	B-30		
W2HAE	22,770-69-110-	B-13		
W8IBX/2	15,582-53-98-	B-		
W2DLY	15,486-58-89-	A-20		
W2DUS	11,232-48-78-	-		
WA2CXQ	9855-45-73-	B-15		



South of the border, down Mexico way we find XEOGEN, Top Single-op c.w. entry for North America. Dale also takes 2nd place in the Top 10 DX c.w. operators listing. His three-element tri-band beam and dipoles put out a big signal from Agua Prieta.



JA1AEA, single-operator Asian Continental Champion on both c.w. and phone, shown at his operating position in Tokyo. Hajime sports an envious antenna farm with a 3.5 MHz. G/P, 2 elements on 7 MHz. and a 14 thru 28 MHz. cubical quad.

WIARR* 494,532-241-686-AB-48	KH6IJ/1 7965-45-59-A-10
WIETU* 413,253-219-629-BC-40	K7JRE/1 7668-36-71-A-15
KIWTM 375,210-198-632-BC-38	WA1JKZ 6588-36-61-B-12
WITS 373,302-223-558-B-40	W1ESN 4674-39-41-C-1
W1CW* 274,170-130-709-C-1	W1EJ 3813-31-41-C-3
KIGUD 260,628-148-587-C-31	W1EJ 3675-25-49-B-12
K1DPB 255,252-178-478-B-48	W1LUY 108-6-18-B-2
W1ECH 235,234-198-396-AB-28	W1BB 12-2-2-
K1UDD 224,048-176-425-A-33	K1SLZ (K1s FHI, SLZ) 423,168-232-608-BC-85
W1AJO 197,001-159-413-B-34	
W1AIFJU 140,448-154-304-A-16	
K1JHX 105,651-129-273-C-15	
W1HRJ 99,750-95-350-A-38	
W1DIT 90,360-120-251-C-35	
W1FBY* 65,680-119-240-C-28	
W1CNU 77,883-93-277-B-14	
W1FTX 28,665-91-105-A-12	
W1AIED 14,310-91-105-A-12	
W1YWM* 11,352-44-89-C-1	
W1TX 9954-42-79-B-5	
W1A1HNR 8379-49-57-A-5	
W1AHSB 6633-33-67-B-8	
W1A1CQW 5338-34-53-A-17	
W1LWQ* 3906-31-42-	
W1A1QJ 918-17-18-A-3	
W1A1KQ/1* 918-17-18-B-3	
W1NJM* 540-12-15-C-1	
W1A1HOL 162-6-9-AR-1	
W1BDI 108-6-6-A-1	
W1A9HHH/* (W1A1HOL, WB6 SAZ, WA9HHH) 44,010-90-163-B-8	
W1A1GF (W1A1s G1X IGF) 8610-41-70-B-8	
<i>Eastern Massachusetts</i>	
W1BPW 1,685,250-350-1607-AC-82	
K1DIR 1,871,427-333-1573-C-79	
W1AX 1,569,189-359-1457-C-68	
K1KTH,1157,868-302-1278-C-77	
W1A1FHU 888,174-266-1113-C-87	
W1WAI 763,689-277-921-C-68	
W1AIRG/1 712,215-285-833-AC-72	
W1EHT 166,044-137-404-B-36	
W1WMO 98,559-141-233-B-21	
K1AGB 72,168-97-248-A-38	
W1CT 31,752-84-128-C-20	
W1A1ION 24,990-85-100-A-15	
W1EQY 21,960-61-120-A-30	
W1A1XL 17,385-61-95-B-17	
W1BQL 17,280-60-96-B-18	
<i>Western Massachusetts</i>	
W1E2D 290,460-188-515-C-51	
K1BZM 30,129-83-121-B-17	
W1A1FBX 9462-38-83-A-17	
W1A1BXQ 2691-23-39-A-4	
W1HRV 810-15-18-B-5	
W1YK (K1s THQ TKS, W1A1ABW) 1,038,588-284-1219-AC-96	
<i>Rhode Island</i>	
K0DQI/1 269,078-194-463-A-36	
K1UKC 54,060-85-212-A-30	
W1AWE 35,532-84-141-	
W1VPY (K1ZJK, W2ECT, W3A1HJ) 142,803-123-387-C-31	
<i>Vermont</i>	
W1PEG 34,048-76-150-B-50	
<i>Idaho</i>	
W7DV 285,087-163-583-C-36	

NORTHWESTERN DIVISION

Idaho

W7DV 285,087-163-583-C-36

<i>Montana</i>		W6YL (7 op.s.) 71,544-88-271-ABC-46
W6JHV/7 153,990-145-354-C-82	K7CTI 150,258-158-317-AC-35	<i>Santa Clara Valley</i>
W6AATY/7 5670-30-63-C-25		W6ISQ 508,684-227-744-C-50
<i>Oregon</i>		W6HOC 448,704-228-656-C-61
W7YEX 75,525-95-265-BC-45		K6DC 253,092-161-524-C-36
<i>Washington</i>		W6ATO 118,989-113-351-C-68
W7NP 216,300-140-516-AC-69		K6ERT 92,065-85-361-C-46
K7BSR 163,191-133-409-B-60		W6EBO 89,424-108-276-C-40
K7VPF 126,673-113-374-A-59		W6ZC 75,285-105-239-C-20
VETASP/W7 100,512-98-349-A-46		W61XJ 73,188-144-214-C-25
WA7JCB 55,902-77-242-B-38		W6KHS 68,880-112-205-C-26
W7DYQ 47,227-83-190-B-56		W6EJ 57,000-95-200-AC-37
W7IEU 27,690-71-130-A-55		W6CLM 30,965-55-189-C-45
W7VRO 16,416-48-114-C-9		WB6ZHD 18,000-50-120-AB-20
WA7GYR 8352-32-87-B-13		K6TZK 14,550-50-97-B-14
W7DFO 3300-25-44-A-22		W6GBY 13,677-47-97-B-30
W7SFA (7 op.s.) 1,583,205-299-1765-AC-96		W6VK 13,209-51-89-C-14
		K6AO 13,095-45-97-B-10
		W6FYM 5814-34-57-A-16
		W6CEO 5040-30-56-C-14
		W6QDE 4743-31-61-C-10
		WA6JDT 4350-29-50-A-11
		WA6FYS 198-6-11-A-4

PACIFIC DIVISION

<i>East Bay</i>		W6CNA 114,756-131-301-C-40	W6WX (5 op.s.) 1,882,539-327-1919-C-96
K6AHV 105,918-139-255-C-12		K6JB 103,635-105-329-C-48	W6GFS (4 op.s.) 732,888-234-1044-C-96
K6AUC 70,965-83-285-C-26		W6IAM 2898-23-42-C-9	W6JKJ** 79,296-112-236-C-25
WA6IQM 10,137-31-109-B-8		W6EJA 540-12-15-C-3	
W6IAN 2898-23-42-C-9		K6AN (K6s ALH AN, W6RGG) 1,133,294-298-1269-C-90	
W6EJA 540-12-15-C-3			
<i>North California</i>		W6AUFW (6 op.s.) 720,360-232-1035-C-46	W4PLL 387,090-230-584-C-45
		W6KG (W6s DOD KG) 428,076-188-759-C-36	W4TMR 242,649-117-487-AB-64
			W4OMV 190,260-151-420-C-44
			K4BBK/4 117,594-139-282-AC-22
			K4CLA 90,072-108-278-C-22
			W4BQY 31,282-98-107-C-12
			W4VON 20,022-71-96-C-16
<i>Nevada</i>			
W7TVF 11,760-49-80-B-15			
W7GVA 9828-39-84-C-13			
<i>Sacramento Valley</i>			
W6NKR 254,667-181-469-C-53		K4II 860,559-301-853-C-37	
K6DR 240,524-157-512-C-72		WB1CPE 156,450-149-350-A-35	
W6BIL 17,856-64-93-BC-61		K6QPH/4 31,365-85-123-C-15	
K6TWE 3148-28-97-B-20		K4AVU 4587-31-49-B-5	
<i>San Francisco</i>			
W6WB 270,270-182-495-C-		W4KFC1,521,108-348-1459-AC-68	
W6ERS 107,163-147-243-BC-50		W4HM 715,176-264-903-B-60	
WB6YMW 8778-38-77-B-22		W4DM 522,576-228-764-C-56	
K6BI 2448-24-34-B-6		366,201-243-503-C-60	
W6BIP (W6BIP, WA6DJ1) 365,148-189-644-C-52		W4EZ 281,050-175-542-AC-42	
		W4GF 278,740-181-514-C-33	
		WB4LEH 269,048-199-452-C-50	
		W4NH 258,516-172-501-BC-37	
<i>San Joaquin Valley</i>			
K6RTK 224,841-149-503-C-43		W4WVC 171,384-148-386-C-37	
W6UZ 101,625-125-271-B-34		W4OPM 171,216-164-348-C-27	
W6KEV 14,175-45-105-C-10		W4VC 170,655-155-367-C-53	
W6CLP 6816-32-71-B-18		W4WSF 168,516-151-372-C-31	
W6MMH 5394-29-62-B-15		W4YHD 138,281-143-323-C-18	
W6BYH 450-10-15-		W4DUQ 116,280-152-255-C-28	



DJ4WN, operating 28 MHz. phone only, comments that he had real fun out of experiencing good conditions and raising a pile-up on that band.

DIVISION LEADERS

W4ZM	110,160-136-270-	C-17
K4PQL	108,108-143-252-	A-27
K4GSS	104,750-125-280-	A-48
K4CFB	97,071-131-247-	C-37
W4ZMH	96,660-90-358-	B-
W4CQI	88,944-109-272-	B-25
K4PCL	85,874-109-262-	C-32
W4NQV	60,480-112-180-AB-	29
W4ZCY	39,078-78-167-	C-10
W4PHL	38,880-90-144-	A-24
W4NFM	27,521-73-126-	A-21
W4KMS	27,258-77-118-BC-	19
K4ORQ	23,760-66-120-	C-11
W4IUO	13,260-52-85-	C-13
K4ZA	10,650-50-71-	A-9
W4NXE	8,550-38-75-	B-8
W4LXJ	5,940-36-55-	B-12
W4KXV	5,040-35-48-	C-6
W4SHJ	3,744-32-39-	C-9
WB4LXF	1,950-25-26-	A-10
K4EJG	243-9-9-	A-7
K6ZQB/4	18-2-3-	B-1
W4BVV (7 oprs.)	4,890,132-486-3354-AC-	96
K4CG (6 oprs.)	1,738,053-399-1709-	C-85

C.W.

Single Operator	Multioperator
W3GRF	W3MSK
W9EWC	W9YT
WAØKDI	WØAIH
W5IOU	K5YPS
K1ZND/8	WA8LYF
WB2CKS	K2MME
WAØEMS
W1BPW	W1YK
W7DV	W7SFA
W6ISQ	K4BVD/6
W4KFC	W4BVV
W5EU
W4LCP	W4ZXI
W7IR	W6ANN
W5WZQ	W5AC
VE2YU	VE3ABN

Phone

Single Operator	Multioperator
W3MVB	W3MSK
W9ZRX	W9EXE
WØHP	KØVVY
W5IOU	W5WMU
W8SH	WA8LYF
W2DXL	WA2FQG/2
KØDQI	WAØEMS
W1AX	W1YK
W7BJ
K6AHV	K4BVD/6
W4BVV	K4CG
W5EU	K7RAJ
K4EZ	WA4QPL
W6RR	W6ISA
W5KTR	W5AC
VE3WQ	VE3FHO

West Virginia

W8CDV	75,900-110-230-AC-	35
WA8DOY	29,106-77-126-	A-39
WA8VLM	13,260-60-74-BC-	
WB8BJ	12,480-60-70-A-38	

W4WSX	969-17-22-	A-7
WB4EOW	672-14-16-	A-16

Eastern Florida

W4LCP	1,212,534-318-1271-	C-73
K4THA	1,027,140-318-1079-ABC-	90
K4KQ	407,520-240-575-	C-55
W4HOS	359,640-216-555-BC-	60
W4ORT	292,842-187-522-	A-73
W4WHK	252,126-207-406-AB-	64
W8BZY/4	210,904-164-430-BC-	48
W4FY	200,880-186-360-	C-47
W4BYB	153,408-184-272-	C-
WB4JSV	70,059-121-193-BC-	40
WB4IAE	56,610-85-222-	A-21
W4IGL	33,670-82-145-	B-30
W4FFP	33,930-78-145-	C-11
W4GHV	20,519-71-103-	B-25
W4KMG	3441-31-37-	A-12
W4EEO	1152-16-24-	A-6
W4ZXI (8 oprs.)	2,754,956-398-2308-	C-96

Georgia

W4DXI	473,223-233-679-	C-70
K4EZ	463,300-226-684-	C-48
W4RNL	114,972-134-286-	A-53
WB4EQQ	25,704-56-153-	A-30
WB4HQA	4966-26-64-	B-21
WB4KVE	2346-23-34-AC-	12
WA4EPM	714-14-17-	A-5

SOUTHWESTERN

Division

Arizona

W7IR	1,057,179-323-1091-	C-76
------	---------------------	------

W7DI	660,920-260-848-	C-85	WB6ZHT	3240-18-60-	A-34
W7AAY	359,463-169-709-	C-62	WB6SAZ	3120-26-40-	B-4
W7KS	261,690-195-450-	C-58	WA6JAN	1785-21-29-	A-2
W7UDG	19,908-79-84-	A-13	W6ECM	60-4-5-	B-1
W7UUU	9447-47-67-	A-17	W6NJU (5 oprs.)		
WA7ISP	5406-34-53-	B-9	1,264,530-305-1382-		C-90
WA7HRE	4590-34-45-	B-21	W6UED(W6a UED VPH)		
WA7KQL	1905-15-43-	B-17	307,530-170-603-		C-80
W7PCD	1872-13-48-	A-3	WA6GLD (WA6a GLD ISP)		
WA7ISP/7 (WA7a IFD ISP)	167,844-142-394-	B-45	111,804-154-242-		C-

Los Angeles


W6RR	1,056,632-269-1310-	C-84	K6EIV	652,470-239-910-	C-
K6NA	865,773-249-1160-	C-8	K6CH	216,144-158-456-	C-30
W6TZD	547,548-206-886-	C-	WA7FHD/6		
W6DCH	445,170-209-710-AC-	75	WA6FFT	121,023-113-357-	A-54
W6EJJ	196,365-159-413-	C-75	WB6LMN	11,088-33-112-	A-21
K6YFZ	195,657-147-445-	C-60	K6OA	4498-26-58-	B-9
W6RCV	139,440-112-415-	C-50	W6ANN (4 oprs.)	231-7-11-	A-4
K6OC	116,802-126-313-BC-	53	1,596,744-331-1608-		C-92
WB6SKJ	114,885-115-333-	C-58	K6UYC (6 oprs.)		
W6JKR	94,080-140-224-	C-35	1,247,181-283-1469-		C-90
K6MF	85,995-105-273-	C-33	WB6NRK (WB6a MPE NRK		
K6OJ	85,374-93-306-	C-60	UDC)	301,455-165-609-	C-70
K6BEP	80,460-90-298-	H-			
K6EV	74,420-122-204-	C-24			
W6QY	53,766-103-174-	C-14			
W6ONG	46,098-78-197-	A-42	K6HN	407,616-193-704-	C-53
K6CNV	28,800-75-128-	A-24	WB6OLR	247,950-174-475-BC-	55
WA6DQG	26,394-53-166-	B-36	K6SDR	100,368-123-272-	C-26
OH3UQ/W6			W5CWQ/6	98,570-111-290-AC-	56

Orange

San Diego

W6CS	21,168-56-126-	B-26	W1IS/6	10,998-39-94-	A-13
W6GTE	18,177-73-83-BC-	12	WA6DMN	5580-31-60-	B-13
W6JPH	8964-36-83-	B-	W6ITY (7 oprs.)	1,473,771-299-1643-AC-	

Representing the Maryland-D. C. section, Cliff, K3AHB had 332 QSOs from this attractive operating position. His Yagi is 53 feet above ground.






Representing our younger set, WA8WHN went multi-op for a fine score of 95K on phone. Randy, WA8SIL and Charley, WA8WHN lost 8 hours operating time due to a faulty coax relay.



Bob, VK2BRJ/9, on Norfolk Island provided a rare multiplier for 995 lucky W/VE c.w. entrants. His efforts are surely appreciated by the many who QSOed him.



First place in the Maine section goes to Phil, K1GAX, who says he didn't realize how many Extra Class licensees there were until the contest. Contrary to the picture, this was only a single-operator entry!

WB6TSJ (K3YVN, WB6KLL, WN6TNN)
17,670- 57-104-AC-76

Santa Barbara
W6GRX 100,584-127-264- C-48
W6GEB 37,818- 66-191- A-6
WB6WKC 2079- 21- 33- A- 2

WEST GULF DIVISION

Northern Texas

W5FL 574,200-264-725- C-45
W5EQT 467,856-216-737- C-82
K5ABV 384,462-234-548- A-76
W5TKB 332,859-181-613- C-56
K5YAA 247,776-178-464- A-43
W5ZSX 187,440-176-355-AC-40
W5EQ 150,258-158-317- B-55
138,321-141-327- C-54
WA5SGD 121,044-131-308- C-23
W5FCX 108,945-135-269- C-36
W5KVD 108,324-108-339- C-33
WA5RXT 88,643-131-251-BC-25
W5OBB 91,176-116-262-AC-25
W5QZO 48,300-100-161-BC-18
W6IUW 45,030- 95-158- B-25
WA5UCT 22,032- 68-108-AC-24
W5Q9Z 1914- 22- 29-AB- 6
WA5PPZ 300- 10- 10- C- 2
W5MSG 108- 6- 6- A- 3

Southern Texas

W5WZQ 1,061,424-336-1053- C-90
W5JAW 1,011,412-298-1132- C-61
W5GO 757,635-285-953- C-78
W5LJT 299,343-193-517- C-41
W5MCO 206,148-164-419- C-80
WA5AUZ 12,534-102-139-BC-14
WA5SRR 9348- 38- 82- C-15
WA5UHG 3666- 26- 47- A- 7
K2EIU/5 1173- 17- 23-AC- 2
W5AC (5 opns.) 461,016-228-674-AC-83

K5RLW (K5s LZJ RLV SOR)
205,800-175-392- C-85

CANADIAN DIVISION

Maritime

VO1HH 347,700-190-610- B-33
VE1AT 168,720-148-380- A-49
VE1WP 167,720-140-405- A-28
VO1AW 167,112-132-425- C-27
VE1EK 87,000-116-250- A-24
VE1AE 23,547- 47-167- A-

Quebec

VE2YU 618,966-251-822- C-68
VF2NV 600,525-255-785-A-C-65
VE2WA 455,710-229-664-BC-63
VE2BV 301,020-174-578- B-60
VF2AYU 297,540-174-570-ABC-71
VF2AJ 182,214-159-382- B-29
VE2DCW 46,725- 89-175- A-12
VE2BGJ 19,140- 58-110- C-15
VE2DKJ 13,662- 46- 99- B- 9
VE2PJ 5940- 36- 55- A-21

Ontario

VE3DBB 176,154-157-374- B-60
VE3BMB 102,912-134-256- B-45
VE3FXZ 40,572- 84-162- A-40
VE3CWE 38,475- 95-135- B-20
VE3BWL 18,117- 61- 99-BC-15
VE3BS 17,360- 70- 83- C-10
VE3WW 12,690- 45- 94- B-12
VE3FV 6194- 38- 55- A- 14
VE3ALA 2484- 23- 36- A- 6
VE3AYR 1380- 20- 23- A-16
VE3ABN (VE3s ABN GUM, WA9VZS)
222,108-166-447-AB-80

Manitoba

VE4ZX 11,592- 42- 92- C-21
VE4JB (VE4s JB MF)
174,306-139-418- B-86

Saskatchewan

VE5PM 21,390- 62-115- B-
VE5TT 3588- 26- 46- A-25

British Columbia

VE7EH 153,720-122-420- C-48
VE7YQ 25,560- 60-143- C-38
VE7BYG 2880- 20- 50- A- 8

Yukon - N. W. T.

VE8ZZ 25,950- 50-173- C-29

Check logs: W1UDY, W2a EGI HAZ, W3a IPS RFP, T, K4TRH/4, W4s FCJ, JUK, K6BI, W6EYR, W8OG, K8BYC, VE3ATF, VE7-HQ.

C.W. SCORES

AFRICA

Angola
CR6EI 627,990-173-1210- A-
CR6AI 186,645-115-541- B-
Canary Islands
EA8BK 110,952- 92-402- A-11
EA8EY 8910- 27-110- C- 3
Liberia
EL2Y 764,610-165-1547- B-50
Ethiopia
ET3USA (7 opns.)
1,105,146-179-2058- A-60

Ascension Island

ZD8Z 4,200,408-257-5704- A-87

Rhodesia

ZE1DC 348,480-110-1056- A-

South Africa

ZS6FN 254,100-140-605- A-14
ZS4AK 65,772- 63-348- A-11
ZS10 248- 8- 11- -50

Libya

5A4TY 18- 2- 3- B-

Tanganyika

5H3KJ 1,347,264-192-2456- A-58
5H3LV 323,592-139-776- A-42

Algeria

7X8RW 273- 7- 13- A-

Ghana

9G1HM 2100- 14- 50- B- 2

Zambia

9J2MX 1,020,624-176-1933- A-58

ASIA

Iran

EP3AM 283,908-118-802- B-48
EP2BQ 140,058- 93-503- B-15

Korea

HL9KQ 271,512-108-838-B -59

Japan

JA1AEA 1,357,224-194-2350- C-
JA3DGC 376,740-130-966- A-
JA2JAA 313,125-125-835- B-
JA3GZN 284,400-120-790- C-
JH1CBI 159,525- 92-578- A-29
JA1SR 137,865- 91-507- A-50
JA1LXE 94,720- 64-494- A-
JA3LGG 82,782- 73-378- A-
JA7ARZ 70,432- 71-332-AB-19
JA2HO 60,000- 50-401- A-
JA2TH 44,289- 57-259- A-
JA1XGI 36,360- 45-271- A-25
JA6TQ 33,390- 53-210- A-23
JA2IHT 32,634- 42-261- A-
JA6ED 32,396- 52-210- A-23
JA2WZ 32,240- 52-207- A-49
JH1AWI 29,300- 50-196- A-13
JA2EMP 28,690- 38-255- A-
JA2MVU 27,080- 40-227- A- 9
JA4SZ 25,254- 46-183- A-
JA1SKE 17,815- 35-170- A-48
JA1WYQ 16,946- 37-153- A-48
JADIM 7722- 26- 99- A-
JA3YBQ (JA3LOK, opr.)
5200- 25- 70- B-
JA8GR 2346- 17- 46- A-
JA1AFF 1404- 13- 36- A-

TOP TEN

Single Operator

C.W.			Phone				
W/VE	D X		W/VE	D X			
W1BPW	1,685,250	ZD8Z	4,200,408	W6RR	1,976,156	KV4FZ	5,927,589
W4KFC	1,521,108	XE0GPN	3,452,625	W4BVV	1,751,718	HC1TH	4,677,981
W3GRF	1,273,230	RH6GPQ	3,225,960	W3MVB	1,242,243	ZD8Z	4,116,735
K1ZND/8	1,257,960	PJ2VD	2,703,393	K6AHV	1,239,672	XE1WS	3,754,976
WB2CKS	1,220,375	LP1XHG	2,553,999	W8SH	1,230,460	KH6GPQ	3,587,034
W4LCP	1,212,534	HK3BAE	2,405,187	WIAX	1,205,820	HI8XRM	2,732,975
W9EWC	1,100,256	K4PHY/YV5	1,660,422	W9ZRX	1,138,686	KH6BZF	2,431,395
W5WZQ	1,061,424	DJ4ZR	1,638,360	W5KTR	1,133,560	HK3WO	2,418,000
W7IR	1,057,179	G2RO	1,585,440	W2DXL	1,040,712	XE1LLS	2,336,605
W5IOU	751,800	HB9UB	1,581,930	W0HP	928,671	VK2FU	2,103,015

JA1BNW	1332-12-37-C	UA0KUA	4209-23-62-B
JA3HNV	891-9-33-A-6	UA0KUV	4200-20-70-B
JA6DGV	450-6-25-A-4	UA0KCS	990-10-33-A
JA1SMA	240-5-16-A	UW0BA	456-8-19-A-2
JA6DVA	125-3-14-A-5	UA0SE	450-10-15-B
JA2FVF	27-1-9-A	UA0HL	75-5-5-A
JA1RAW	18-2-3-A	UA0KFG (6 oprs.)	1,100,280-173-2129-B
JA1JHF	3-1-1-A-1	UA0KAE (3 oprs.)	96,513-109-607-B
JA0YAK (JA2FZL, JA0s ED FO)	51,545-61-304-A-25	UA9KAI (4 oprs.)	88,920-52-570-A-26
JA7YAF (5 oprs.)	297-3-33-B-8	UA0KZB (3 oprs.)	22,995-35-219-B

Check log: JA1LWL

Ryukyu Islands		Check logs: UA9s DC KHL KJL TS, UV9XN, UA0s TP KCA KCW, UW0s AJ IW.	
KR6EL	167,992-92-609-BC		
KR6NR	56,547-61-309-C-15		
KR8AG	14,454-33-146-A		
KR8DK	2576-14-62-A		
KR6FT	297-3-33-B-8		

Lebanon		Turkoman	
OD5LX	65,320-71-307-A-10	UH8BO	684-12-19-B

Asiatic Russian S.F.S.R.		Uzbek	
UA0KCO	351,390-108-1105-B	UI8AI	14,214-46-103-A
UA0KOA	160,491-61-877-B	UI8IZ	720-10-24-A
UA0FP	134,466-73-614-B	UI8LL	594-11-18-B

		Tudzhik	
UA0OS	89,623-53-584-A	UJ8AC	17,640-40-147-B
UA0FN	66,156-74-298-A	UJ8AB	7830-30-87-B
U00LX	53,985-61-295-A	UJ8SX	5796-28-69-A
UV9CO	38,280-44-290-A		
UA0IV	20,384-48-216-B		
UV9PJ	24,024-44-182-A		
UA0IT	22,496-38-199-A		
UV9PT	20,706-29-238-A		
UA0TD	16,781-37-151-A		
UA0TD	14,670-30-163-A		
UA0BV	13,299-33-137-B-10		
UA0HV	12,636-26-162-B		
UA0SA	8400-25-112-A		
UA0IL	6732-33-68-A		
UV9ER	6111-21-97-A		

		Kazakh	
		UL7JG	18,462-34-181-A
		UL7JE	17,604-36-163-A
		UL7GP	6804-28-81-B
		UL7JI	1080-15-24-A
		UL7KBA	150-5-10-A
		UL7HB	60-4-5-A
		UL7KAA (UL7s AIG GI QH)	139,835-87-547-B
		UL7KKB (3 oprs.)	168-7-8-B

UM8KAA	9785-35-93-B	<i>Kirghiz</i>	DM3PA	8484-28-103-A
			DM3UDE	8058-34-80-B
		<i>India</i>	DM2DEO	5472-24-80-A
			DM6MAO	4200-28-50-A
VU2JN	26,981-43-209-A		DM2AUD	3825-25-51-A
		<i>Ceylon</i>	DM4SJJ	2346-23-34-B
4S7DA	4104-18-76-A-9		DM3JMI	2112-22-32-A
			DM2BCF	1428-14-36-A
4X4HT (4X4ZT, opr.)	31,146-58-179-B	<i>Israel</i>	DM4HD	1350-15-30-B
4Z4AG	10,370-34-102-A-4		DM3UDM	624-13-16-A
			DM2ARE	147-7-7-A
			DM3TOO	120-4-10-A
9V1PD	44,202-53-297-A-30	<i>Singapore</i>	DL4USN (DL4s DK SY, DL5GY)	179,190-110-543-B-12

EUROPE		Check logs: DJs 2RE 0TA, DLIRB DM2s BJ D BOB BYO CCM CPL CUL, DM3s SBM TF, DM4s CF PKL ZWL and DM-EA-3901/0	
		<i>Portugal</i>	
CT1IQ	570,507-147-1295-B-26		
CT1MO	179,546-107-563-A-30	<i>Spain</i>	
		EA2DT	260,372-119-730-A
		EA2HW	171,930-110-521-A-10
		EA2HR	12,804-44-97-A-27
		EA7LY	4836-26-63-A-8

Azores		Republic of Ireland	
CT2AT	14,841-51-99-B-3	E19J	885,610-194-1528-A-34
		E15F	15,370-29-177-A

Germany		France	
DJ4ZR	1,638,360-205-2664-B	F8VJ	597,198-177-1125-A-48
DL6WD1	016,532-187-1838-B	F8TQ	495,126-173-954-A
DL4QQ	980,700-175-1868-B-50	F8CS	409,530-146-943-A-56
DK1CU	623,448-168-1237-B	F8ZF	325,330-130-850-B-39
DM2AUO	418,572-151-950-B	F2PO	197,208-132-499-A-35
DL8CM	274,536-124-753-A	F9LT	77,760-80-324-A
DL2JO	230,115-115-667-C-33	F5AH	54,696-53-344-A-36
DL4EP	189,115-109-579-B-23	F9QE	38,136-56-227-A
DL4QP	176,144-101-582-B-32	F9BB	15,600-50-104-A-15
DJ4UF	157,192-98-556-B	F8TM	13,803-43-107-A
DL8YR	134,724-103-436-B	F8UJ	1680-20-28-A-10
DM3XI	114,680-94-410-A	F5CT	304-8-13-
DJ5GG	78,120-70-372-B		
DL7NS	45,504-64-234-A		
DJ6SI	43,026-71-204-A		
DJ2YE	35,840-64-187-B		
DK2RZ	29,964-44-227-A		
DM3LOG	14,616-42-117-A		
DL9YC	14,548-60-148-B		
DL7BQ	11,430-18-213-B		
DL9EM	6225-25-83-B		

Check log: F2SQ

England


G2RO 1,585,440-216-2452-A-70



ZD8Z, 1969 Africa Continental Champion on both c.w. and phone, shown riding what appears to be one of Ascension Islands local inhabitants. Do you think this could become a new fad? Bill is also the number 1 single-op DX station on c.w. with a score of over 4.2 million.



KV4FZ shown relaxing after a rigorous contest weekend. Herb takes honors as North American Continental Champion and number 1 single-op DX station, both on phone. What a score, over 5.9 million!



Behind each good operator there is an efficient antenna system, here's just a sampling; K4SKI's 12 el 15 mtr. beam; 9V1PD's 2-el. tri-band quad; W9YT's 5 el. 20 mtr. Yagi; W8DZ antenna farm consisting of 2 el on 7, 4 on 14, 4 on 21, 5 on 28 and an inverted vee on 3.5 MHz; and LAØAD's TH3 and Hy-Tower.



WA2ADU	120- 5- 8- B- 2	Indiana
WA2BEX/2	105- 5- 7- A- 1	W9ZRZ
WA2BEX	75- 5- 5- A- 1	1,138,686-346-1097- C-90
WA2SSJ	12- 2- 2- -	K9CUTY
		802,112-302-886- C-84
		W9QRQY
		87,846-121-242- C-47
		K9DUF
		80,040-120-223- C-48
		K9BUB
		#6,933-111-201- B-30
		W9JQD
		36,570-106-115- A-14
		W9WBE
		28,314- 78-121- A-24
		K9VQK
		16,740- 62- 90- A-31
		W9FN
		12,780- 60- 71- C-20
		W9VDB
		8178- 47- 58- B-11
		W9UEM
		396- 11- 12- A- 5
		Wisconsin
		W9EWC
		730,048-272-895- C-85
		W9BJDT
		563,904-264-712- B-74
		W9KYZ
		469,350-225-696- C-
		W9GHL
		405,981-237-571- C-80
		W9YBC
		36,450- 75-162- B-21
		W9BG
		32,058- 78-137- C-19
		W9NLJ
		31,152- 88-118- C-12
		K9REU
		13,680- 60- 76- A-32
		K9DIN
		10,857- 47- 77- B-22
		W96FK
		4608- 32- 48- C-14
		W9AZCP
		4590- 30- 51- A-17
		W9ARTU
		2784- 27- 34- C-12
		W9OW
		1140- 19- 20- C- 3
		K9EJZ
		216- 8- 9- A- 2
		W9UMU
		(WA9s TBA UMU UVE)
		335,699-221-507- B-85
		W9ANSR
		(WA9s NSR OTH)
		106,134-133-266- B-32

W3GHD	105,750-141-250- C-	W2EPA	318,756-202-526- (C-54
K3UTY	98,670-130-253- C-	K2QIL	294,690-190-517- C-65
K3JH	87,639-131-223- C-24	W2QKJ	249,900-170-490- C-
WA3JLD	83,520-116-240- B-59	W2EOT	241,113-179-449- C-29
K3QDV	75,000-100-250-AC-30	K2PZF	231,385-209-369- C-42
W3VHV	58,800-100-196- C-	W2FHB	220,365-177-415- C-35
K3GYS	39,312- 78-168- C-12	W2CME	154,878-166-311- (C-35
W3CI	34,632- 74-156- C-22	W2PAU	77,490-126-205- (C-24
W3MQ	26,937- 73-123- C-10	W2BCGW	48,594- 89-182- B-20
W3KEY	23,958- 66-121-AB-18	W2KFL	36,855- 91-135- C-14
K3WJV	15,048- 57- 88- A-22	W2ZUL	33,069- 73-151- C-26
W3EAD	15,042- 46-109- A-12	W2ZEU	32,400- 75-144- A-13
WA3FOQ	11,931- 41- 97- B-10	W2ORA	24,948- 63-132- B-22
WA3ILA	10,836- 42- 86- B- 6	W2SCK	19,530- 62-105-BC-12
W3AEN	10,707- 43- 83- C-10	W2ADY	13,545- 43-105- B-16
WA3IEM	7791- 49- 53- B-11	K2SJM	13,254- 47- 94- B-18
W3CGS	5544- 33- 59- C- 6	W2SDO	12,769- 56- 76- C-17
WA3JKO/3	3321- 27- 41- B- 5	W2PPQ	12,720- 53- 80- B-12
WA3AHQ	3300- 25- 44- A- 7	W2BHK	9954- 42- 79- C-35
WA3IXF	1653- 19- 29- B-20	WA2DVU	7626- 41- 62- C- 6

CENTRAL DIVISION

	Illinois	
W9QQN	662,004-284-777- C-76	W9ANSR
W9DWQ	425,334-247-574- C-	106,134-133-266- B-32
W9A9JM	411,312-209-656- C-71	
W9WYB	213,192-168-423- C-	
W9JWJ	187,605-165-379- C-62	
W9OHH	174,600-164-355- C-	
W9TFY	131,703-143-307- C-45	
W9TFM	107,100-140-255- A-45	
W9A9NB	57,288- 88-217- B-22	
W9MZF	33,534- 81-138- C-27	
K9JDV	30,024- 72-139- A-20	
K9MNT	27,816- 76-122- C-17	
W9NFL	27,720- 77-120- C-15	
W9DY	26,588- 82-108- C-26	
W9GYN	20,100- 67-100- A-34	
	Minnesota	
W0HP	928,671-313-989- C-	
W0PAN	338,832-208-543- B-60	
W0IYP	160,392-163-328- C-39	
W0BKD	118,860-140-283- C-36	
W0BEB	108,927-147-247- B-42	
W0AGHW	74,910-110-227- B-77	
W0NHW	51,948-111-156- B-40	
W0BRUE	32,760- 78-140- A-6	

DAKOTA DIVISION

Minnesota

Not one, but two entries from rare and exotic Indonesia. Gene, YB0AAB (above) on phone and Jack, YB0AAC (below) on c.w. are the 1st and 2nd U. S. hams licensed under the U. S.-Indonesian Reciprocal Operating Agreement. Back home they are WB4GCL and K1EJT respectively.

W3QIR	1404- 18- 26- B- 4	W2HDW	6528- 32- 68- A- 7
WA3GNL	72- 4- 6- A- 1	W2ITG	6300- 42- 50-AC-10
W3GM (8 oprs.)	3,634,260-476-2545- C-96	WB2UVB	5940- 36- 55- A- 2
W3WJD (4 oprs.)	4,293,760-470-2336- C-91	W2QWA	5864- 32- 59- B-16
W3AES (5 oprs.)	726,600-280-865- C-96	W2TQ	3978- 34- 39- B- 8
		W2DMR	3192- 29- 38- C- 8
		WB2MNM	2553- 23- 37- A- 3
		WB2DRG	1056- 16- 22- B- 9
		W2FYS	919- 17- 19- A- 5
		K2PPP	610- 10- 17- A- 5
		W2I2S	510- 10- 17- A- 5
		W2I2S (K2CPR, W2UI, WA2- IZS)	712,272-284-836- C-90
		WA2BPL (2 oprs.)	103,740-130-286- B-33
		WB2WRP/2 (WB2s WRP ZPB)	30,100- 86-117- A-11
		W2GGT (W2s GGT SDB)	12,900- 43-100- C- 7
		Western New York	
		K2DJD	741,972-292-847- C-75
		W82YQH	708,936-271-872- C-55
		WA2BYJ	524,706-217-806- C-64
		WB2RXS	240,084-162-494- B-50
		W2SNI	180,600-172-350- (C-50
		K2KNV	148,281-161-307- C-31
		WB2VQG	131,274-143-306- C-32
		WA2YCA	122,508-123-332- B-46
		K2UNY	104,625- 93-375- C-42
		W2FDI	72,885-113-215- C-21
		W2QIP	40,629- 87-157- C-32
		W2SSC	32,780- 91-120- C- 8
		K2GXI	30,030- 65-155- C-12
		W2ABV	22,620- 58-130- B-22
		W2RPP	11,322- 51- 74- B-16
		W2STM	10,754- 38- 95- B-16
		W2UJ	8208- 48- 57- B-24
		W2NZA	1650- 22- 25- C-
		K1DIK/2	192- 8- 8- C- 1
		WB2GJQ	168- 7- 8- C- 3



DELTA DIVISION

Ohio

<i>Arkansas</i>			K8DOC 664,008-292-758- C-
WA5EFN 440,370-233-630- C-64	W8LXU 588,861-273-719-AB-62	W8GEG 450,192-226-664- C-36	K8AXG 355,284-213-556- H-61
WA5RTG 114,080-155-246- C-55	W8IPA 354,855-205-577- C-70	W8BDO 322,890-235-453- C-96	K8CFH 304,128-192-528-AC-53
W5PBZ 30,960- 86-120- B-25	W8MCR 216,999-171-423- C-25	W8ZOK 207,360-162-428- C-64	W8BVF 193,800-170-380- C-34
<i>Louisiana</i>			W8DKI 159,408-162-328- C-36
W5IOU 857,565-295-969- B-76	W8LAX 158,436-163-324- C-52	W8IR 157,785-157-335- C-58	W8BF 111,612-142-262- C-27
W5TXN 442,080-240-614- C-67	W8AQB 109,752-136-269- C-45	K8GVK 104,910-130-269- B-	W8HQK 91,212-132-231- C-43
W5KCC 271,920-206-440- C-35	W8BPM 90,684-132-229- C-18	W8NPF 72,207-113-213- C-38	W8YGR 65,148-122-178- A- 8
W5NOP 58,824- 86-228- C-38	W8WU 101,700-113-300- C-40	W8OQ 62,467-109-191- C-12	K8MMH 62,418-103-202- A-43
W5QWY 4879- 41- 41- C-15	<i>Mississippi</i>		
W5WMU (K5YPS, W5WMU, WA50IH)	776,628-282-918- C-98		
K5YPS (K5s SNI YPS)	101,700-113-300- C-40		
W5OER 122,031-149-273- C-32	<i>Tennessee</i>		
K4ZDK/6 117,957-137-287- B-25	W4NBV 608,040-278-727-AC-65		
K5AEU 100,386-136-246- B-	K4TTA 231,492-191-404- C-48		
W5MUG 68,265-123-185- C-7	W4FCJ 93,324-154-202- B-24		
WA5TTG 8556- 46- 62- C- 7	W4WEW 53,550-102-175- C-23		
	W4OGG 28,800- 72-130- B-27		
	K4UWH 16,500- 50-110- A-15		
	WA4QPM 15,000- 50-100- C-14		
	W4LHE 5265- 39- 45- B-10		
	K4VPK 5244- 38- 46- B-6		
	W4VSV (WA4ZU, opr.)		
	4794- 34- 47-AC- 9		
	W4IYZ 3483- 27- 43- A-11		
	W4ODR (10 oprs.)		
	712,332-282-842-ABC-96		



WAØEMS (WAØEMS, WNØTIS) takes over the Midwest Division leader spot for a multi-op entry. Larry (shown operating) with the assistance of Frank, WNØTIS as logger, made an impressive score of over 443K.


GREAT LAKES DIVISION

<i>Kentucky</i>			W2LEJ 146,700-150-326- B-46	F3VN/W2 4680- 30- 62- B- 5
K4RZK 151,209-159-317- C-41	K4FY 123,627-203-203- C-37	K4KI 28,369- 69-137- B-27	W2BEXS 144,840-136-355- A-45	WA2DFB 3300- 25- 44- A-28
WA4LMD 15,312- 68- 88- C- 7	W4FIN 2553- 23- 37- C- 6	WB4DQM (5 oprs.)	W2BYKU 144,738-129-374-AB-31	W2BDYB 1848- 22- 28- B-10
		7320- 40- 61-BC-24	WA2BEP 51,294-103-166- A-60	W2BYBA 1080- 18- 20- C- 3
			W2IRV 32,412- 73-148- C-15	K2SKV 1028- 18- 19- C-
			W2YCW 20,978- 63-111- C- 9	WA2HEJ 819- 13- 21- A- 9
			W2CKR 18,900- 50-126- B-27	W2BGGP 243- 9- 9- A- 3
			W2UFS 18,792- 58-108- A-12	W2BRK 144- 6- 8- A- 1
			W2BWXR 14,400- 50- 96- A-20	W2BUDQ (WA2AT0, W2BUDQ)
			W8IBX/2 10,486- 48- 72- B-	649,152-276-784- C-69
			W2BNS 9159- 43- 71- A-18	W2GLQ (5 oprs.)
			W2NBI 5445- 33- 55- B-13	338,940-210-538- C-76
			W2BTBP 4992- 32- 52- A- 7	K2BMI (K2BMI, WA2DPT)
			W2ZPG 2160- 24- 30- A-26	4851- 33- 49- A- 5
			W2JB 1500- 20- 25- A- 6	
			W2TUK 1449- 21- 23- C- 2	
			W2BZIN 1104- 16- 23- A- 5	
			WA2FQG/2 (4 oprs.)	<i>Iowa</i>
			904,257-321-939-AC-96	KØDQJ 302,100-212-475- C-39
			W2YKQ (W2a BNS CZZ KGR)	W8SDC 121,635-153-265- B-19
			630- 14- 15- C- 1	KØIIR 11,100- 50- 74-BC-16
				WØWSR/Ø 2880- 30- 32- B-18
				WØRXX/Ø 2808- 26- 36- B-27
				WAØPK 2500- 25- 34- B- 9
			<i>Northern New Jersey</i>	<i>Kansas</i>
			W2JXS 710,424-286-828- C-80	WØPAH 146,475-175-279- C-38
			W2MB 639,090-263-810- C-70	W8EY/Ø 114,048- 96-396- C-48
			W2BCKB 220,941-167-441- B-48	
			W2YT 175,800-100-586- B-40	
			WA2V8Q 134,055-135-331- B-50	
			WA2DZU 68,478-101-226- B-50	<i>Missouri</i>
			W2ZZ 58,812-116-169- A-14	205,530-170-403- C-70
			W2DMJ 45,318- 83-182- A-14	48,480-101-160-AC-15
			W2FFQ 25,149- 83-101-BC-23	KØG5V 38,916- 94-138- C-26
			W2CKK 16,020- 60- 89-BC-42	W2TVC 37,120- 80-166- C-40
			W2YFM 14,805- 47-105- B-17	WØSTYV 30,338- 79-128- C-18
			WA2MYB 9504- 48- 66- A-18	KØETY 26,220- 76-115- C-30
			W2SE 8160- 40- 68- C-30	W8UCK 19,200- 64-100-AC-14
			W2UL 4725- 35- 45- A-14	

HUDSON DIVISION

Eastern New York

W8SH (K1ZND, opr.)	250,800-176-475- C-46	W8A8WH (W8As SIL WHN)	95,228-118-269- C-80
W8HWZ 794,802-278-953- C-70	W8TWA 621,676-258-674- C-85	W8DQL 191,070-165-386-AC-36	K8PAO 172,692-156-373-B-50
W8BBLA 145,860-143-340- B-63	W8HXZ 166,320-144-385- A-60	WA8ZDT 163,761-157-348- C-35	W8RXY 158,256-168-314- C-44
WA8OSL 155,958-139-374- B-30	W8B8LA 145,860-143-340- B-63	W8BZG 102,180-131-260- C-38	K8UDJ 119,505-155-257- C-38
W8B8ZG 16,758- 57- 98- B-19	W8VUV 15,480- 60- 86- A-12	W8ECF 4284- 28- 51- A-13	W8WZ 10,656- 48- 74- -17
W88XW 14,220- 60- 79- C-19	W8AGGN 11,700- 52- 75- B-33	W8CDG 10,620- 59- 60- B-13	W8MKO 7788- 44- 59-BC-23
W88ZZ 10,620- 59- 60- B-13	W8ATU 5640- 40- 47-AB-	W8EGR 4386- 34- 43-BC- 6	W8TWJ 1568- 18- 29- B- 3
W88YB 16,580- 60- 86- A-12	W8EFC 4284- 28- 51- A-13	W8TIF 31,200- 80-130- B-17	W8EY 31,200- 80-130- B-17
W8EFC 4284- 28- 51- A-13	W8BXL 3150- 25- 42- A- 7	W8BNE/W2 2366- 26- 31- B-16	K2KNL/2 546- 13- 14- A- 4
W8BXL 3150- 25- 42- A- 7	W8BNE/W2 2366- 26- 31- B-16	W8WABJ (W8Ba HEM UVD WHW)	175,560-154-380- -85
N. Y. C. - L. I.			
W82DML 1,040,712-309-1130- C-84	W82PZW 236,328-172-458- A-40	W82QJD 214,200-168-125-BC-31	W82ZAV 185,574-157-394- B-40
W82XJ 100,500-125-268- C-23	W82WYS 83,475-105-267-AB-28	W82SIH 77,112-108-238- B-29	W82MOI 70,200-104-225- C-37
W82YV 58,464- 96-203- C-15	W82TIF 31,200- 80-130- B-17	W82EPE 12,402- 39-106- B-11	W82CAC 5145- 35- 49- B-12
W82CAF 5145- 35- 49- B-12	W82ECF 4284- 28- 51- A-13	W82BXL 3150- 25- 42- A- 7	W82BNE/W2 2366- 26- 31- B-16
W82CMV 578,952-264-731- C-65	W82UZU 542,340-276-655- C-56	W82SUC 505,008-252-668- C-60	W82CKS 443,762-253-587- C-41
W82WZ 266,295-205-433- C-41	W82DKM 248,474-174-476- A-50	W82ZTH 228,284-173-436- A-59	W82PCJ 209,118-182-395- C-34
W82QUT 205,326-183-374- C-55			



Leading the Tennessee section, W4NBV managed to bang out 677 two-ways for a fine score of 517K. His operating position doesn't leave much to be desired, does it?

W6DSW	13,932-54-86-	A-15	K1DIR	41,160-98-140-	C-7
WA9EMS	(WA9EMS, WN9TSI)		K1AGB	27,432-72-127-	A-17
	443,445-235-631-	C-52	W1FUJ	24,624-72-114-	C-10
WA9TKV	(16 opns.)		W1ESN	21,900-73-100-	C-15
	75,030-122-205-	C-45	WA1XL	21,018-62-113-	B-14
	Nebraska		WA1FHU	20,001-59-113-	C-14
WA9LGR			W1EJE	16,963-56-101-	A-12
	257,232-184-466-ABC-60		W1CT	12,654-57-74-	C-19
W1DWD	152,712-168-303-	C-47	W1PLJ	5445-33-55-	B-18
W1YOY	16,356-58-94-	B-14	WA1ION	4788-38-42-	A-6
K9QKV	11,250-50-75-	C-24	KH6J/1	1914-22-29-	A-8
K9FKA	3102-22-47-	C-7	K1CSJ (K1CSJ, W1FSJ)		
WA9GVJ	390-10-13-	A-2		127,305-115-369-	C-40

NEW ENGLAND DIVISION

Connecticut

K1THQ	1,082,952-312-1157-	C-75	K1UHY	309,342-218-473-	C-38
W1OKG	996,816-304-1093-	C-89	W1PYM	214,728-184-389-A-C-41	
K1JHJ	773,430-254-1015-	C-50	W1FZ	202,104-168-401-	C-
W1BHH	729,008-283-861-	C-52	W1KJL	111,438-123-302-	C-38
WA1DJD	579,880-280-691-	A-58	W1XL	33,441-71-157-	C-14
K1GUD	290,832-166-584-	C-32	W1DXB	1008-18-21-	A-4
K1VTM	282,308-178-529-AB-57		W1ET (K1YKT, WA9WKO)		
W1DQ	229,272-164-466-	C-36		41,454-98-141-AC-20	
W1ETU*	212,756-188-379-A-C-30				
K1DPB	212,394-182-389-	B-42			
W1CW*	164,268-117-468-	C-			
W1AIED	136,150-150-307-	A-20			
W1A1WD	93,456-132-236-	A-60			
W1ZQ	32,250-86-125-	C-19			
W1AHSB	31,824-78-136-	B-19			
W1A1FU	30,573-79-129-	A-13			
W1GCP*	27,729-79-117-	C-			
W1CNU	25,785-45-191-	B-16			
W1DIT	18,600-62-100-	C-17			
W1ARR*	9792-48-68-	A-6			
W1ADIU (K3LSX, opr.)	4929-31-53-ABC-9				
	2760-23-40-	C-			
W1YYM*	2684-24-37-	B-2			
W1AJYU	1794-23-26-	A-8			
W1A1NR	1296-18-24-	A-7			
K1TKS					
W1A1QM/1*					
	1020-17-20-	B-4			
W1LVQ*	462-11-14-	C-			
W1A1CJE (W1A1CJE, IAD)	204,769-158-432-	A-25			
WA9HHH/1* (W1A1QM, WA9HHH)					
	30,480-80-127-BC-18				

Eastern Massachusetts

W1AX	1,205,820-348-1155-	C-65	W7DV	89,358-106-281-	C-28
W9M1/1	487,670-238-655-	C-66	WA7HOX	31,563-83-187-	A-21
W1UYU	165,375-147-375-	B-59	W7KK	2448-24-34-	C-5
W1EHT	119,520-120-332-	B-29			
W1MO	47,736-102-156-	B-18			

NORTHWESTERN DIVISION

Idaho

W7DV	89,358-106-281-	C-28
WA7HOX	31,563-83-187-	A-21
W7KK	2448-24-34-	C-5

<i>Montana</i>			<i>Sacramento Valley</i>		
W7EOI	116,820-132-295-	C-45	W6SIA	125,424-134-312-	B-32
K7CTI	12,600-50-84-	A-10	W6KNR	16,287-61-89-	C-18
WA9ATY/7	330-10-11-	B-6	WA6JDT	1566-18-29-	A-9
<i>Oregon</i>			<i>San Francisco</i>		
WA7IHN	12,978-42-103-	A-36	W6PTS	276,960-160-577-	C-48
W7YEX	11,088-49-77-	B-12	W6CPSY	83,592-86-324-	C-30
<i>Washington</i>			W6ERS	8040-40-67-	B-25
W7BJ	165,480-120-460-	C-63	W6BYMW	3294-27-41-	B-14
W7MSI	146,280-115-424-	C-54	W6BIP (W6BIP, WA6DJT)		
WA7JCB	23,088-52-148-	A-21		287,271-177-541-	C-37
WA7JRY	12,720-53-80-	A-22	<i>San Joaquin Valley</i>		
W7VRO	10,098-33-102-	C-9	W6JPC	185,328-144-429-	C-35
WA7GYR	1170-13-30-	B-5	W6AMMH	4376-32-56-	B-17

PACIFIC DIVISION

East Bay

K6AHV	1,239,672-314-1340-	C-82	W6ESI	313,110-245-426-	C-60
K6AUC	549,332-172-677-	C-	W6BKN	309,870-165-626-	B-70
WA6AHF	147,396-142-346-	C-28	W6ISQ	249,900-175-476-	C-33
K6MHD	31,500-70-150-	C-17	K6TXR	219,294-186-393-	C-56
W6IQM	7752-34-76-	C-5	W6NTQ	202,623-137-393-	C-42
W6IAM	7344-34-72-	C-18	W6JCCV	192,708-159-404-	C-43
W6EJA	150-5-10-	C-1	K6PIH	177,708-118-502-	C-40
K6AN (K6AN, W6s RGG VNT)	962,631-303-1059-	C-84	K6ITL	177,165-155-381-	A-49
WA6UFW (W6BH, WA6s IQM)	821,340-270-1014-	C-90	W6ZBS	120,060-145-276-	B-57
W6KG (W6s DOD KG)	573,306-214-893-	C-36	W6EBO	73,509-107-229-	C-40
K6ILG (5 opns.)	374,574-163-766-	C-48	W6ZM	72,600-110-220-	C-
			K6ALH/6	65,508-106-206-	C-22
			W6BHH	54,900-100-183-	C-21
			W6W X	50,400-105-160-	C-17
			W6VK	31,416-84-139-	B-19
			K6UXV	21,777-81-119-	B-27
			W6AOI	19,008-48-132-	C-17
			W6EJ	16,929-57-99-	C-20
			W6HPG	11,250-50-75-	C-6
			W6ZKM	10,455-41-85-	C-11
			W6BVVY	10,206-42-81-	B-40
			W6MVL/6	5832-36-54-	B-10
			K6DC	4158-33-42-	C-3

Nevada


W7TZL	157,687-137-387-	C-50
W7GVA	11,421-47-81-	C-13
K7TLB	6549-37-59-	A-26
W7TVF	3444-28-41-	A-9



YU1BCD, multi-op c.w. group from Pancevo, managed an excellent 2146 QSOs for a score of just over 1.1 million. Shown at the operating position are from left to right, YU1s NGX, BCD, NQW, QBC and NQM. The Radio Club "M. Pupin" QTH sports a 2-element tri-band quad which does an excellent job judging from the many awards seen on the wall.



Claude, VE3WQ, paced Canadian phone entries with a score of 578K, quite sufficient for Canadian Division leadership. He comments that he learned a lot in this contest and is hoping to improve his score next year.



W6KHS	2850-25-38- C-3	W4KMS	22,638-77-98-BC-14
WB6UOM	2888-28-32- A-10	W4YHD	20,646-62-111-AC-5
K6AO	2448-24-34- C-16	K4ORQ	7980-38-70- C-4
W6CLM	2337-19-41- C-11	W4EXI	3567-29-41- B-11
WB6ZHD	2250-15-50-AB-10	K4CG	(7 ops.)
W6GBY	1248-16-26- B-23		1,574,640-360-1458- C-90
K6TZX	1200-16-25- A-5	W4KFC	(K4OKZ, W4KFC)
K4BVI/6	(7 ops.)		422,688-224-629-BC-46
K6ERV**	1,807,056-356-1692- C-96		<i>West Virginia</i>
K6CQR**	260,100-170-510- C-45	K8YBU	1,013,760-320-1056- C-91
W6JKJ**	250,101-177-471- C-48	K8QYG	83,490-121-230- B-40
	205,275-161-425- C-41	W8VLM	5781-41-47-BC-
		W8BJ	3876-34-38- B-30

ROANOKE DIVISION

<i>North Carolina</i>	
WA4UXU	337,980-215-524- A-90
K4HJE	285,168-208-457- C-70
W4TMR	147,840-154-333-AB-57
K4AJR	140,553-161-291- C-27
K4SKI	125,598-121-346- C-32
WB4EEM	105,501-130-253- B-37
W4BQY	42,120-104-135- C-14
K4BBK/4	41,223-91-151- C-11
W4OMW	17,589-61-98- C-17
W4WVD	9948-44-87- C-14
WB4IRD	3948-28-47- B-5
K4CIA	3108-28-37- C-4
W4YDY	2697-29-31- C-4
W4VON	1170-18-22- C-6
WB4MHF	810-15-18- B-4

<i>South Carolina</i>	
K4II	557,109-259-717- C-72
W6DAD/4	112,665-145-259- C-20
K4QPH/4	38,916-94-138- C-18
WB4CPE	30,600-68-150- A-18
K4AVU	2142-21-34- C-4
WB4GGA	1920-20-32- B-18
W4ULY	1848-22-28- A-7

<i>Virginia</i>	
W4BVV	1,751,718-362-1613-AC-74
W4SYL	865,536-322-896- C-66
W4ZCY	815,648-284-958-BC-64
W4NJF	407,517-233-583- C-62
W4DFK	389,900-225-548- C-66
W4EZ	312,000-200-520-AC-42
W4VAN	301,735-185-545- C-58
W4OPM	286,272-192-497- C-36
W4WSF	218,241-177-411- B-40
WB4LEH	145,545-125-313- C-60
W4DM	141,570-143-330- C-20
K4PCL	105,096-116-302- C-34
W4LRN	91,884-124-247- C-16
W4CRW	91,728-91-336- A-50
W4JVU	88,893-119-249- C-48
K4ZA	81,900-130-210- A-24
W4WBC	80,724-124-217- C-30
W4ZM	64,872-102-212- C-8
W4GF	60,795-105-193- B-19
W4FPW	58,080-110-176- B-24
K4CFE	57,036-98-194- C-22
W4ZMH	48,336-76-212- C-
W4IUO	33,741-69-163- C-18
W4IF	29,304-74-132- B-60
WB4HNV	27,144-87-104- C-15
WB4AMT	23,562-66-119- C-16

ROCKY MOUNTAIN DIVISION

<i>Colorado</i>	
WA8GUH	114,540-115-332- A-52
WA8TAM	25,773-71-121- B-48
WA8NOS	20,879-61-113- B-19
W4UDS/8	1242-18-23- A-8
WA8CVS/8	1083-19-19- C-2

<i>New Mexico</i>	
W5EU	433,528-188-770- C-52
K5FHL	(WA5VPI, opr.)
W5QLC	24,948-54-154-AC-28
W5QNY	21,420-68-105- A-30
WA5ROU	4898-34-48- A-16
W5QNF	1701-21-27- A-7
WA5VAL	1152-16-24- A-20

<i>Utah</i>	
K9LBO/7	399,984-208-641-BC-36
W7HS	270,000-180-500-AC-65
WA7GQA	76,320-108-240- C-30
WA7DTG	31,688-55-182- A-26
K7RAJ	(K7s NXH RAJ)
	720,900-267-900- B-88

SOUTHEASTERN DIVISION

<i>Alabama</i>	
W4ZNI	354,034-229-516- C-70
WB4HJN	48,825-93-175- B-28
K4DY	12,027-57-71- C-16
K4DOY	11,457-57-87- B-19
W4FVY	11,094-42-86- B-6
W4ARG	5922-42-47- C-4
W4WJV	816-16-17- B-4
WB4EOW	363-11-11- A-5

<i>Eastern Florida</i>	
WB4DJQ	377,955-227-555-AC-58
W4ORT	289,152-192-502- A-76
W4AZK	225,720-190-396- C-33
W4LVV	213,920-191-375- C-34
WA4NYJ	146,716-172-285- C-3
WA4HO	140,688-144-327-BC-44
W4GZD	126,587-147-287- B-70
WA4LFP	108,585-127-285- B-35
W4NPE	84,864-104-272-BC-49
WB4IAE	74,580-110-226- A-30

WA4UFW/4	72,072-104-231- A-19	K6YFZ	31,356-78-134- C-22
W4BYB	64,239-133-161- B-	K6OC	20,242-58-117-BC-21
WB4JSV	53,280-111-160-BC-32	W6NWW	20,184-58-116- C-22
W4FFF	42,021-87-161- C-16	WB6ZHT	2808-26-36-AB-80
W2FCR/4	40,890-94-145- A-26	WA6JAN	1320-20-22- A-2
W4UF	23,214-73-106-BC-12	W6ECM	12-2-2- B-1
W4ONO	14,880-62-80-BC-17		686,616-244-938- C-
W4GHV	1500-20-25- A-6	WB6VFJ	(4 ops.)
W4EEO	300-10-10- A-5		355,400-180-660-BC-71
W4EOS	(K4SHB, W4HOS)		<i>Orange</i>
	195,300-175-372- B-56	WB6UDC	698,112-256-909- C-80
WB4LFV	(K4TRH, WB4LFV)	K6CH	146,124-132-389- C-25
	28,500-76-125-AC-25	WB6LMN	108,300-100-361- B-68
		W6YMV	108,080-138-260- C-24
		WB6FIT	28,622-58-153- A-4
		W4TFHD/6	26,622-58-153- A-24
K4EZ	646,098-257-838- C-62	K6YNB	19,800-60-110- C-8
W4DXI	282,800-200-472- C-65	WB8YWQ	11,424-51-78- B-21
W4DQD	161,370-163-330- A-44	K6UYC	(6 ops.)
K4HMX	41,499-87-159- B-20		1,577,829-349-1507- C-90
K4VUD/4	21,630-70-103- B-22	WB6FCR	(WB6s FCR RQM)
WA4QPL	(7 ops.)		160,545-139-385- B-48
	385,065-215-597- A-92		

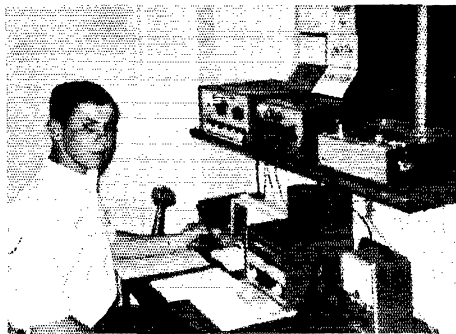
<i>Georgia</i>		
W4EZ	646,098-257-838- C-62	
W4DXI	282,800-200-472- C-65	
W4DQD	161,370-163-330- A-44	
K4HMX	41,499-87-159- B-20	
K4VUD/4	21,630-70-103- B-22	
WA4QPL	(7 ops.)	
	385,065-215-597- A-92	
<i>Western Florida</i>		
K4OSE	265,221-209-423- C-28	
WB4JCV	214,896-176-407- C-58	
WA7JAN/4	64,995-105-207- B-35	
W4YWV	63,525-77-275- C-42	
8R1Y/W4	9308-52-61- A-29	
	<i>Santa Barbara</i>	
	W6JW	866,700-270-1070- C-79
	WB6GGI	110,094-118-311- B-56
	W6ISA	(15 ops.)
		1,932,255-351-1835- C-96

SOUTHWESTERN DIVISION

<i>Arizona</i>		
W7AAY	350,175-175-667- C-61	
W47GFT	214,715-209-545-BC-42	
W7FF	157,942-157-337- C-58	
W7UDG	99,588-128-237- A-24	
W7PCD	62,727-87-241- A-22	
W47DRG	32,886-63-174- A-22	
W7GKV	32,361-67-161- A-16	
W47HRE	5760-40-48-BC-22	
W47ISP	2553-23-37- B-9	
W47AUN	165-5-11- B-2	
	<i>Santa Barbara</i>	
	W6TA	124,752-138-302- C-40
	W6GRX	79,968-112-238- C-36
	W6GEB	9594-41-78- A-10
	WB6WKC	1275-17-25- A-7

WEST GULF DIVISION

<i>Northern Texas</i>		
W5KTR	1,133,560-340-1112- C-81	
W5OGS	821,712-304-901- C-88	
W5A8RT	388,596-212-611-BC-60	
W5EQT	301,500-201-508- A-37	
W5ALUM	237,864-187-424- A-57	
W5ASGD	176,472-152-387- C-60	
W5OBS	163,620-180-303-AC-38	
W5QZO	86,198-131-220-BC-25	
W5KYD	79,055-97-273- C-39	
W5FCX	64,419-109-197- C-13	
W5VSL	56,430-110-171-BC-51	
W5A5QZ	53,108-108-167- B-55	
K6MFA	17,160-65-88- C-80	
W5HEDD	14,400-60-80- B-17	
W5SUCT	8004-46-58- A-24	
W5OHE	7560-36-70- B-12	
W5A5TET	6642-41-54- B-11	
W5KND	3225-25-43- B-19	
W5QGZ	875-13-15- A-3	
W5MSG	507-13-13- A-1	
W5SPZ	27-3-3- B-1	
W5FL	(W5s FL OPZ)	
	398,663-233-571- C-55	
	W5TKB	(W5s EQT TKB)
		179,820-159-377- C-22



One of many Southern California entries, here's WB6ZHT operating from San Pedro. From the cards on his wall my guess is that Bill's DX60B puts out a nice signal.

Oklahoma
 K5BOC 506,160-240-703- C-63
 WA5LOB 480,822-254-631- C-56
 W6PAA (7 oprs.)
 9555- 49- 65-AC-16

Southern Texas
 W5NMA 817,749-279-977- C-70
 W5MHV 191,520-168-380- C-60
 W5LZZ 70,920-120-197- B-27
 W5LIT 59,940-108-185- C-24
 WA5AUX 31,395- 91-115-BC-16
 W5OP 17,199- 83- 91- C-21
 W5ULN 14,514- 59- 82- A-20
 W5ELN 14,160- 59- 80- A-50
 K2ETU/5 12,921- 59- 73-AB- 7
 W5EDX 10,472- 56- 64- B-30
 W5RO 8,190- 39- 70-BC-23
 WA5SKR 2511- 27- 33-BC- 7
 W5AC (WB2HEY, WA4ARV,
 K5SBR)

CANADIAN DIVISION

Maritime
 VO1AW 61,824- 92-224- C-18
 VO1DC 23,100- 50-154- B-14
 VE1EK 16,200- 50-108- A-12
 VO1CM 3528- 28- 42- B
 VE1AHK (VE1s ACU ASJ DE)
 552,486-242-781-AB-36

Quebec
 VE2NV 551,286-249-738-AC-60
 VE2WA 459,516-257-596- C-
 VE2VY 380,196-236-537- C-46
 VE2AYU 378,664-201-628-ABC-69
 VE2VU 308,327-203-503- C-46
 VE2V 274,034-181-508- B-49
 VE2BGJ 226,748-171-442- C-48
 VE2AJV 115,311-113-286- A-
 VE2DCX 78,921-111-237- B-32
 VE2AJ 8984- 62- 64- B
 VE2BTQ 405- 9- 15- B- 3
 VE2BJ 270- 9- 10- B- 5

Ontario
 VE3WQ 578,340-255-756- C-69
 VE3HJ 177,833-163-367- C-46
 VE3BMB 99,225-135-245- B-36
 VE3BS 20,160- 80- 84- B-10
 VE3FGV 6450- 43- 50- A-19
 VE3ALF 2296- 28- 28-BC-16
 VE3BWL 1500- 20- 25-BC- 8
 VE3FHO (VE3s EUC FHO GC)
 1,580,302-367-1436- C-93
 VE3CFP (2 oprs.)
 25,149- 83-101-AC-25

Manitoba
 VE4FU 237,540-185-428- B-50
 VE4SD 136,359-139-328- B-58

VE4MP 127,140-163-260- B-54
 VE4ZX 99,352-136-219- C-
 VE4SK 53,631- 59-303- B-20
 VE4RP 37,947- 91-145- C-50
 VE4AS 28,290- 69-138- B-36
 VE4BJ 21,165- 83- 85- B-26
 VE4CJ 147- 7- 7- B- 3

Alberta
 VE6GN 193,167-169-381- A-50
 VE6AP 151,302-151-334- B-55
 W8LLH/VE6
 120,663-123-327-ABC-52
 VE6AGV 99,534-106-313- A-44
 VE6BG 24,480- 68-120- A-35
 VE6MJ 875- 15- 15-BC- 3
 VE6AVR (VE6s AED AVR)
 57,321- 99-193-AB-41

British Columbia
 VE7EH 89,760-110-272- C-46
 VE7BQF 45,123- 89-169- B-23
 VE7IQ 32,565- 65-171- C-39
 VE7VP 2808- 24- 39- B-27
 VE7AZG 1776- 16- 37- A-18
 Check logs: W1FK, W2s CVW
 EGI, WB2SH, K3CBW, W3TP,
 K6YWG/4, K6s AUC JXH, W6-
 CFG, WA9AQE, VE6CEA, VE5-
 KK, VE7AAA, VO1HI.

PHONE SCORES

AFRICA

Angola
 CR6GA 1,475,508-164-2999- C-86
 CR6GM 1,023,630-149-2290- A-49
 CR6LX 259,257- 89-971- B-
 CR6GS 145,152- 96-504- B-26

Mozambique
 CR7DS 640,563-141-1515- A-
 Check log: CR7s FR JQ.

Liberia
 EL2BD 995,788-173-1919- C-60

Ethiopia
 ET3USA (7 oprs.)
 478,952-137-1166- A-30

Ascension Island
 ZD8Z 4,116,735-245-5820- A-60

Rhodesia
 ZE8JY 128,898- 93-464- A-22

South Africa
 ZS6DW 1,674,768-184-3034- B-

ZS6ACK 290,719-107-906- A-24
 ZS6FN 150,246-102-491- A-10
 Check log: ZS6YB.

Southwest Africa
 ZS3S 405,384- 48-1016- B-

Libya
 5A4TY (2 oprs.)
 16,422- 46-119- B- 7

Tanganyika
 5H3KJ 1,081,920-160-2349- A-45

Lesotho
 7P8AR 1,690,854-187-3014- A-51

Saudi Arabia
 7Z3AB 95,976- 62-516- B-

ASIA

Iran
 EP3AM 656,466-142-1541- B-48
 EP2BQ 224,334-103-726- B-18

Korea
 HL9KQ 86,130- 66-435- B-29

Japan
 JA1AEA 1,487,808-192-2595- C-
 KA2RM 1,300,266-198-2189- C-58

JA1CG 560,945-155-1207- A-
 JA1DXE 389,628-137-948- A-
 JA3LGG 115,900- 90-687- A-26
 JA1IZZ 116,130- 79-491- A-22
 JH1CBI 79,395- 79-335- A-62
 JA2JAA 75,600- 72-350- B-
 JA7FGA 58,830- 63-374- A-
 JA7ERJ 32,292- 46-234- A-
 JA2BVL 32,058- 39-274- A-
 JA6AVL 29,832- 44-226- A-
 JA2WZ 29,069- 41-237- A-
 JA4ERX 28,200- 47-200- A-15
 JA8EKU 15,390- 38-135- A-
 JA7GDW 14,926- 34-147- A-
 JA2HGA 7614- 27- 97- A-
 JA2FJP 5652- 12-157- A-
 JA2ITH 5400- 25- 75- A-
 JA7EDM 4731- 19- 83- A-14
 JA1JHF 4425- 25- 59- A-
 JA1SKK 2873- 17- 57- A-
 JA8SQ 890- 11- 30- B-
 JA8FBM 552- 8- 25- A-
 JA8BXU 145- 5- 10- A-
 JA9AN 6- 1- 2- A-
 KA9MF (10 oprs.)
 1,000,890-165-2022-BC-90

British Columbia
 KA7CW (4 oprs.)
 368,550-126-975- C-72

Ryukyu Islands
 KR6NR 43,524- 54-269- C-
 OD5BA 20,952- 54-131- A- 9

Lebanon
 OD5BA 20,952- 54-131- A- 9

Asiatic Russian S.F.S.R.
 UA9FU 22,260- 35-212- B-
 UV9PP 12- 2- 2- A-
 UA9KAI (4 oprs.)
 195,048- 54-1204- A-

Syria
 YK1AA 3504- 16- 73- B-10

Israel
 4Z4HF 88,306- 67-469- B-13
 4Z4AG 5126- 22- 78- A- 3

Switzerland
 HB9QD 59,469- 43-461- B-
 HB9UD 3150- 25- 42- B-

Italy
 I1BAF 1,778,319-197-3009- B-70
 I1FLD 1,473,155-185-2656- B-
 I1MOL 898,392-164-1826- B-48
 I1BBZ 160,170- 95-562- A-
 I1BH 44,775- 45-332- A-
 I1BAE (5 oprs.)
 2,765,070-210-4389- B-90
 I1CZW (11s AJ CZW)
 1,307,766-178-2449- B-70
 I1DFE (4 oprs.)
 220,185-105-699- B-30

Jan Mayen
 JX3P (4 oprs.)
 160,734- 86-623- A-36

Norway
 LA0AD 1,382,832-194-2395- B-38
 LA8RL 74,088- 72-343- A-
 LA3K 26,610- 37-240- A-
 LA4ZB 22,722- 42-183- A-13
 LA44F 12,540- 38-110- A-13
 LA3BG 7308- 29- 84- B-
 Check logs: LA1 YM 4R and 90L.

EUROPE
 Portugal
 CT1BH 1,449,819-189-2557- B-
 CT1MO (CT1s MO TD)
 23,822- 43-186-AB- 8

Spain
 EA1FD 819,080-170-1611- B-60
 EA3QW 351,000-125-936- A-
 EA1IY 139,590- 47-990- B-33

France
 F3KW 1,419,744-184-2572- B-
 F9RM 117,180- 93-420- A-
 F2JE 38,001- 53-239- A-
 F5OJ (5 oprs.)
 1,408,850-190-2478- A-
 Check log: F5PFW.


England
 G3IAR 1,262,608-184-2296- B-77
 G2QT 1,556,263-193-1997- A-62
 G3WTV 576,232-136-1413- B-43
 G3XYP 342,468-126-906- B-
 G3KMA 259,584-104-832- A-
 G3UQR 169,905- 47-1205- B-23
 G3COJ 18,585- 35-177- A-
 G3JOC (G3s IOR JOC LDT)
 2,680,509-221-4055- B-90
 Check log: G3XQP.

Wales
 GW3NWW
 1,122,407-167-2241- B-43

Hungary
 HA5CQ 63,688- 72-318- A-
 HA5AM 30,240- 40-252- B-
 HA3MB 18,816- 49-129- A-

<i>Bulgaria</i>	<i>Kaliningrad</i>	VP9MI 345,060-108-1065- B-23	<i>Indonesia</i>
LZ1KAA (2 oprs.)	UA2KBD (5 oprs.)	WB2NCS/VP9	YB0AAB 236,037-101- 779- B-21
1170- 15- 26- B-	259,170-106-815- B-	59,386- 46- 439- A-16	<i>New Zealand</i>
<i>Austria</i>	<i>Ukraine</i>	<i>Mexico</i>	ZL1HW 720,168-148-1622- B-
OE2EGL 746,976-124-2008- A-36	UT5KTH 44,415- 45-333- A-	XE1WS 3,754,976-271-4619- B-55	ZL1AGO 675,804-199-1132- A-
	UB5KIW 28,602- 42-229- A-	XE1LLS	<i>Western Samoa</i>
	UT5LY 4836- 26- 62- A-	2,336,605-235-3318- B-	5W1AR 342,830-135-846- A-24
<i>Finland</i>	<i>Georgia</i>	<i>Nicaragua</i>	SOUTH AMERICA
OH4RH 54,000- 72-253- B-	UF6CW 1215- 15- 27- B-	YN1GLB 1,742,760-206-2820- B-	<i>Bolivia</i>
OH5VT 10,656- 32-112- B-		YN1HF 69,296- 71- 326- B-	CP1HW
OH80W 5808- 24- 81- B-	<i>Lithuania</i>	<i>Jamaica</i>	1,215,864-156-2598- B-49
OH2BHU 3120- 20- 52- A-	UP2WN 648- 9- 24- A-	6Y0A (11 oprs.)	<i>Uruguay</i>
OH5UX (OH5s QX UX UY)	<i>Estonia</i>	6Y5AK (2 oprs.)	CX2CN 242,676-107- 756- A-
138,471-101-457- B-	UR2OV 12,180- 29-140- A-	6Y5LA (2 oprs.)	CX1JM 26,028- 36-241- B-
Check log: OH5SM.	<i>Rumania</i>	936- 12- 26- A- 1	<i>Ecuador</i>
<i>Aland Islands</i>	YO3ZM 1078- 14- 26- A-	<i>Barbados</i>	HC1TH 4,677,981-263-5931-BC-70
OH0NI 305,424-126-808- B-	<i>Yugoslavia</i>	8748- 12- 243- A- 5	HC1WZ 92,520- 90- 343- B- 6
OH0NJ 540- 10- 18- B- 4	YU1BCD (YU1QBC, opr.)	<i>Trinidad</i>	<i>Colombia</i>
<i>Czechoslovakia</i>	838,584-152-2011- B-50	9Y4KK 291,084-127- 764- B-12	HK3WO
OK1AGQ 94,764- 53-596- B-	YU3EY (YU3s EY TBM)	OCEANIA	2,418,000-250-3224- B-
OK2DB 19,116- 27-236- A-	800,028-142-2075- A-65	<i>Philippine Islands</i>	<i>Argentina</i>
<i>Belgium</i>	NORTH AMERICA	DU1ZAG 546,558-142-1283- C-26	LUBDKA
ON5GQ 677,820-158-1430- A-	<i>Guadeloupe</i>	FO8BS 342,519-127- 899- C-	1,523,040-160-3173- -
ON5MG 664,242-149-1553- A-	FG7XL 2,035,870-163-4166- B-68	<i>Fr. Oceania</i>	LJ2FAO 53,016- 47- 376- B-11
ON4XG 441,750-125-1178- B-31	<i>St. Pierre & Miquelon Is.</i>	<i>Hawaii</i>	LUBEAR 39,690- 42- 315- B-10
<i>Denmark</i>	FP8AP 66,378- 37- 598- A-	KH6GPQ	<i>Peru</i>
OZ1LO 1,249,305-185-2251- B-80	<i>Dominican Republic</i>	KH6BZF	OA6BU 914,550-182-1675- C-27
OZ1RH 816,141-163-1670- C-	HT8XRM	KH6QB	OA4YW 269,985-123- 732-AC-10
OZ7X 617,580-141-1460- A-	2,732,975-245-3722-AC-50	461,472-152-1012- B-	OA4BS 43,172- 43- 335- C- 8
OZ3KE 129,360- 88-490-AB-18	<i>Panama</i>	<i>Marshall Islands</i>	<i>Brazil</i>
OZ4IA 41,004- 68-201- A-15	HP1JC 1,619,352-252-2142-AB-43	KX6FJ 896,952-152-1967- C-29	PY7ASQ
OZ7HM 6048- 12-168- A-	<i>Alaska</i>	KX6GS 619,084-148-1398- B-27	1,161,940-130-2980- B-34
OZ7DX 1632- 16- 34- A-	KL7WAH	<i>Australia</i>	641,691-141-1517- B-
OZ4H 1134- 14- 27- A-	684,930-158-1445- C-14	VK2FU (VK2FZ, opr.)	279,756-114-818- B-15
Check logs: OZs 1UZ 2LW and	K4KLC/KL7	2,103,015-235-2983- B-	241,360-112-756- B-30
5KF.	W3UEQ/KL7	VK3QV 39,648- 59- 221- A-10	134,850- 93-485- B-26
<i>Netherlands</i>	3195- 15- 71- B- 2	VK4U 23,436- 36- 217- A-	48,240- 67-240- B- 7
PA0NV 45,630- 65-234- B-	Check log; KL7GJX	<i>Papua Territory</i>	23,850- 53-150- B- 6
<i>Sweden</i>	<i>Puerto Rico</i>	VK9RY 1254- 11- 38- B-	<i>Venezuela</i>
SM5EAC	KP4AN 287,679-133- 721-AB-16	<i>Macquarie Island</i>	WA3HXR/YV5
1,169,049-179-2177- B-51	<i>Virgin Islands</i>	VK0KJ 93,018- 74- 419- B-	1,460,925-215-2265- C-44
SM6CKU	KV4FZ 5,927,589-303-6521- B-63	<i>Heard Island</i>	967,356-156-2087- B-40
1,001,091-193-1729- B-27	<i>Canal Zone</i>	VK0WR 26,676- 36- 247- B-	YV5CGT/YV3
SM5CAK 212,787-111-639- B-	KZ5NF 2,062,710-205-3354-AC-33	<i>Fiji Islands</i>	964,958-194-1658- B-35
SM5GA 75,945- 83-312- B-13	<i>Greenland</i>	VR2DK 1008- 8- 42- A- 2	YV5BPG 220,966-134- 550-BC-10
SM5FC 69,498- 78-297- B-	OX3KM 164,115-105- 521- B-24	<i>Guyana</i>	220,966-134- 550-BC-10
SM7ALA 32,154- 46-239- A-	<i>Sint Maarten</i>	8R1G 1,595,901-229-2340- A-52	Check logs: YV1SA, K4PHY/YV5.
SM2COL 1539- 19- 27- B-	PJ7JC 1,264,368-212-1988- B-33	<i>Iceland</i>	
SM6BDS 1488- 16- 31- A-	<i>Costa Rica</i>	TF2WLM 47,850- 58- 275- B-	
SM2CSA 231- 7- 11- A-	TI2PAS 13,230- 35- 126- B-	<i>Bermuda Islands</i>	
SK6AB (6 oprs.)	VE3BS/VP9	623,720-155-1342- A-26	
2,824,038-217-4339- B-	<i>Bermuda Islands</i>		
SK3BP (4 oprs.)	VE3BS/VP9		
510,825-147-1160- B-	623,720-155-1342- A-26		
Check logs: SMs 4DPB 5CFH and			
5DQG.			
<i>Poland</i>			
SP5CJT 144,780- 95-508- A-			
SP3PL 68,328- 78-292- B-			
<i>European Russian S.F.S.R.</i>			
UA1WW 299,766- 94-1063- B-			
UA1CS 84,624- 48-591- B-			
UW3BV 53,721- 47-382- A-			
UA4KHV 34,916- 58-202- B- 6			
UA4QM 9984- 32-107- B-			
UW6LC 3612- 28-129- A-			
UA1IG 1014- 13- 26- B-			
UA3KOB 165- 5- 11- B-			
UA1KBB (2 oprs.)			
11,414- 26-147- B-12			
Check logs: UAs 3DB 3FF 4SH,			
UVCFD.			

Shown left to right are the gang at ET3USA. Jerry, W4EJP; Dick, WA7LIP and Rosie his XYL; Marguerite, XYL of Milt, W4DIW shown seated at the 14/21 MHz. position; and Danny, WA5UKR. Their contest effort this year netted them the envied title of Africa Continental Champion, both c.w. and phone, for a multi-op entry.



AMATEUR RADIO PUBLIC SERVICE
NTS RACES AREC
In the Public Interest, Convenience, Necessity NRH

CONDUCTED BY GEORGE HART,* WINJM

Let's Stick To Communicating

It often seems that some amateurs will do almost anything to get away from the humdrum, everyday activities of a communicator. What is a communicator? In our application, it is one who performs communication on behalf of a third party. We don't originate the communications; all we do is pass along the communications originated by others, in as close fidelity as possible to the original communication.

But many amateurs apparently don't see it this way. They are thinking, perceiving, intelligent human beings who want to be aware of what the communication is about, what it portends, what significance it has, and who want to see the results and effects of it. They are not machines, or automatons who merely relay or parrot what they are given. It is very difficult, if not impossible, to tell some amateurs that they should send what they are given to send — nothing more, nothing less. They should not make improvements, corrections or interpretations. If what is sent is incorrect, this is not our business. If it is poorly written, it's not our fault. If it is subject to misinterpretation, this will be a fallacy of others but not of us.

Too bad that all amateurs are not just communicators. Too bad so many of us want to *originate* traffic, participate in the emergency itself instead of just its communications aspects. But we suppose this is only human nature, one of the biggest failings of any communications machine.

W8ZCQ recently told us of a CBer who was killed as he drove his mobile-equipped car into the middle of a race riot. No one instructed him to go in there, but he "wanted to help." As it happened, he performed no communications service and succeeded only in getting himself shot dead by a sniper. This could just as easily have been an amateur. Other incidents tell of amateurs who, doing some patrol work for the police, took it upon themselves to apprehend criminals rather than just performing communications duty relative to their activities. Other less-serious practices which are far more common have amateurs "correcting" texts of messages, changing spellings and making comments on the side as to what he "guesses" a message means or should say.

"Now here's one to the CD Director of Podunk," says an amateur communicator to his contact. "It says, 'Advise status of Mudville

*Communications Manager, A.R.R.L.

relative Red Cross caravan' and is signed 'Kelly.' He must mean Meadville. Mudville is just a section of Podunk, and I know Meadville has been having some troubles, seems to me Red Cross is mixed up in it somehow, so better make that Meadville. Besides, I know Kelly and all his relatives live in Meadville, not Mudville."

Is he right? Maybe. In fact, the chances are good that he is. But if he's *wrong* and the text should read "Mudville," it's the communicator (and amateur radio) who gets the black eye for inefficiency for changing it. Whereas, if the text is incorrect as originated, the blame attaches to the originator.

Sometimes a communication makes so little sense that the operator receiving it doubts that he received it right. Of course he can always ask the transmitting operator to repeat, but this is wasteful of time, especially when he got it right the first time. So he simply asks, "Does that make sense to you?" If the sender responds "Negative" (the long way to say "No"), then it's "Roger, go ahead," without further ado. Only if he answers "Affirmative" (the long way to say "Yes"), is it advisable to check the text.

Another thing you hear a lot are off-the-record discussions of the emergency situation, during lulls in the flow of messages.

"How are things up there?" one operator asks.

"Oh bad, bad," replies the other. "Thousands of people killed."

A seemingly innocent conversation between two amateurs, nothing official about it; and yet a reporter happens to be listening, and next



W8ETU/8 operated from the Buckeye Building of the Ohio State Fair from August 21 to September 2 handling more than 1000 messages. In the front are W8IMI and W8GKN ready to help the enthusiastic crowd with their originations.

day in the paper one reads that "according to amateur radio sources thousands of people were killed in Podunk." So amateur radio gets it in the neck again, when it turns out that this report was exaggerated out of all proportion to the true figure.

Yes, we amateurs are human beings with all the natural failings of the species, but when we get on the air during an emergency let's stick to communicating. That's our job. Providing the content and interpretation and points to be communicated with are non-communicating functions belonging to those we serve. Let's do our part and let them do theirs. — *WINJM*.

Public Service Diary

Heavy rains caused flash flooding in central Tennessee on June 23. Especially hard hit was the small resort community of Red Boiling Springs.

At 1430Z the Nashville-Davidson County Red Cross requested communications assistance. Since there were no stations on the air from the site of the disaster, W4OOA, WA4JSX and WB4JFT drove from Nashville and had a 75 meter station operating from the Red Boiling Springs City Hall by 2000. Communications were maintained until June 25, with W4PRY, WA4BXI, WA4WEN, WB4LXB and WB4JKH handling things from the Nashville end along with club station W4PQP that had been set up in the Red Cross Headquarters building. — *W4WJH, SEC Tenn.*

— —

At 0930Z on July 2, the Boeing Employees Amateur Radio Service emergency group was notified by the 4 X 4 Search and Rescue Council that a Navy jet had crashed near Snoqualmie Pass, Washington and that the crew of two were missing. WA7GYD, a member of both organizations, went into the field and communications were established by 1130Z. The operation required communications between search helicopters and ground parties as well as phone patches to the Coast Guard in Seattle. W7CJL operated the Seattle link. The operation was cancelled at 1900 when both crewmen were found safely. — *W7JWJ, SCM Wash.*

— —

At 0200Z only July 22, EC W8ERD of Columbus, Ohio was notified by civil defense authorities that a civil disturbance was in progress, and was asked to activate AREC/RACES on a standby basis. A telephone alerting tree was used to alert members of the organizations. W8IMI assumed control of the ten meter net while WA8VVP performed the same function on six meters. Assignments to monitor all Columbus radio and television stations were made. K8EHU and W8ERD installed six and two meter equipment in the police station, thus establishing the necessary liaison. The Emergency Operations Center was activated with K8DDG, W8AKH, W8DWP, W8KJM, WA8ZTV and WA8VVM present.

A number of messages from civil defense officials at the police command post were handled until 0700 when the all clear was sounded. — *W8ERD, EC/RO Columbus, Ohio.*

— —

On August 4, when an airplane having a crew of four Canadians crashed while delivering relief supplies to Biafra, amateurs were responsible for supplying the necessary communications. At 0511Z VE3GCS called VE3CFP to ask his assistance in



K4UDZ (left) and WN4MQR aboard a launch belonging to civil defense at Addison, Kentucky just before the start of the annual Boy Scout Canoe Derby. The RACES organization has been supplying communications for the event for several years with message counts reaching 300. The boat is equipped with 2 meter f.m. gear and K4UDZ has a walkie talkie.

communicating with VE2DHA/aeronautical mobile who had all the details of the accident in which the four men died. By 0623 the emergency traffic was cleared with the aid of VE3CFP's higher power. — *VE3BUX, SCM Ontario.*

— —

At about 1700Z on June 1, severe weather and tornado alerts were announced for Monroe County, Mich. WA8MTX in the Red Cross building was activated along with the county's AREC net and liaisons were established with areas around the county by 2 meter links. No emergency situation developed, however, so the operation was secured at 0200Z of June 2. — *W8NDM, EC Monroe County, Mich.*

— —

On June 12, the Columbus, Ohio, area was alerted for possible severe weather. W8ERD started the alerting tree and the AREC/RACES nets on six and two meters were activated with W8IMI, K8IIF, WA8YTH and WA8VVM serving as net controls. The nets were not held in formal session, but the channel was open and status checks were made at frequent intervals. No severe storms developed and the nets were secured at 0130Z the following day.

— —

The Oklahoma Storm and Weather Net was active on June 22, 23, 25 and 26 during severe weather alerts for various parts of the state. On June 25, K5CGD and WA5LKS tracked separate tornadoes for several miles while relaying information to WA5SOD/5 at the Oklahoma Weather Bureau on 75 meters. However, no damage was apparently caused. — *WA5FSN, SEC Okla.*

— —

On August 5, two dams on Greenwood Lake in Northern New Jersey were in danger of breaking



Here is part of the Redwood City (Calif.) Civil Defense and Disaster Communications group, who along with members of Explorer Scout Troop 831 helped with Marshalling duties for the annual Fourth of July Parade. In the back row are W6UOK, K6MPN, WB6ZXP, WA6FXB, WN6FFC, Mario an unlicensed helper, and Bill WA6VGR. Kneeling in front are K6GXH, K6ANN and Mike, another unlicensed helper. Also active in the exercise, but not pictured, were WB6HIX, W6FTF, W6VGV, K6UKF, K6DRN, W6DEF and W6CTH, who took the picture.

because of heavy rains. The Passaic Valley Civil Defense was alerted and the Passaic Valley Traffic and Emergency Net was activated. Approximately 150 families were evacuated from the immediate area of danger. Mobile units were at the dam sites and the Red Cross was standing by. However, by 0200 the situation had eased, the dams were holding and many of those evacuated were returning to their homes. The operation was secured with no emergency having developed. — K2KDQ, SEC NNJ.

On April 27, the Civil Defense Communications Officer for Waseca County, Minnesota, called a simulated tornado watch for the area. Predesignated personnel manned the base communications center, WA0USJ, while others manned five mobile units. After the drill, which lasted one hour, a debriefing was held to discuss the particular problems of such an operation. — WA0MZWF, SEC Minn.

The Portland (Ore.) Area AREC two meter net provided communications for a mountain rescue exercise on May 3 and 4. All stations were on the air by 1400Z and two meter contact was established even though the radio paths involved were from 50 to 130 miles in length and were over mountainous terrain ranging in altitude from three to ten thousand feet. Twenty two pieces of traffic were handled with a total of sixteen amateurs taking part in the two day operation. — W7DDH, Asst. EC, Multnomah County, Ore.

On May 4, the Canton, Ohio, chapter of the Red Cross held a simulated disaster test in which a school bus full of children was assumed hit by a train. The Red Cross Director monitored the communications from the Stark County Emergency Operations Center and was very pleased with the results of the communications effort in which ten amateurs participated. — K8DHJ, EC/RO Stark County, Ohio.

On May 10, as in past years, the Orange Section AREC provided communications for the Cali-


fornia Interscholastic Federation tennis tournament. Two meters was used under the direction of EC WB6TYX. Communications involved tourney coordination, rulings on defaults and substitutions and getting participants to the proper places on time. W6JTZ, WA6UBW and WB6WOO provided mobile coverage while W6WRJ, WA6YOK, WB6CQR and WB6VJO helped with relays from their home stations. — WA6ROF, Acting SEC Orange Section.

For the month of June, 1969, thirty-nine SEC reports were received indicating activity by 14,726 AREC members. This is one report less, but 223 members more, than June, 1968. Reports were received from the following sections: Ala, Alta, Ariz, Ark, BC, Colo, Del, EFla, EMass, EPa, Ga, Ind, Iowa, Kans, Ky, LA, La, Mar, Mich, Minn, Mo, Mont, Nebr, Nev, NLI, Ohio, Que, SDgo, SF, SCV, Sask, SDak, SNJ, STex, Tenn, Utah, Va, WVva, and WFla.

The time has again come for our semi-annual tabulation of perfect reporters. During the first six months of 1969 we have received 242 SEC reports (251 last year) from 48 different sections (50 last year). Those sections having perfect reporting records thus far in 1969 are: Alta, Ariz, Ark, Colo, EFla, EMass, EPa, Ind, Iowa, Kans, Ky, Mar, Mich, Mo, Mont, Nebr, Nev, NLI, Ohio, Que, SF, SCV, Sask, SDak, SNJ, STex, Tenn, Utah, Va, WVva, and WFla; a total of 31 sections (28 last year). Ver-r-y interstink. Fewer sections seem to be reporting more often. Why don't some of you SECs who have not reported yet this year give it a try? It can be lots of fun.

Traffic Talk

Old time traffic man W7BA and Washington SCM W7JWJ remind us that s.s.b. nets not "affiliated" with NTS are doing a lot of traffic work and getting not a heck of a lot of credit for it in QST. The implication is that we blow up our own organization, ignore others.



On May 10 an eyeball meeting of the Metropolitan Traffic Net of Los Angeles was held. L.A. SCM WA6KZI made a number of glowing comments about the group's fine work in the public service fields. Left to right, in the front row are K6VVT, WA6SNJ, WA6DSN, WB6ZKY and WA6PCT. Second Row: K6RO, WB6BNP, WA6TWS and WB6PWA. Third Row: WB6JVJ, WB6ZLP, WA6AWL and WA6SXX.



A veritable army of "CAN Men" were present at the Des Moines National Convention of June 20-22. Kneeling left to right are WA9VZM, WAØIAW, WA9OTD and WA9SFB. Standing in the same order are WØZHJ, WØGEI, K4GQC, W5MI, KØAEM, W4SQE, WØLCX, WØINH, WAØTGM, WA9RAK, WØHRY, and K4DZM. Wonder what the rep on the net was like that weekend! (Photo by WØQXA)

This is true, to an extent. At least the first part of the sentence is true. The ARRL-sponsored organization gets its statistics and data presented monthly in *QST*, just as the staff of *QST* magazine appears on the front pages of each issue. The analogy is not quite accurate, however, because many of the s.s.b. net members are ARRL members, so when they report details to us we ought to publish them. W7BA and W7JWJ have come through with some claims and statistics, and here they are:

W7BA says that "with its long haul traffic nets, its local s.s.b. nets and its overseas phone patches, s.s.b. is doing an outstanding job of building public good will for amateur radio. Examples? The long-haul s.s.b. nets, the local s.s.b. nets such as WARTS, NTN, CBN or California's three big divisions of the Golden Bear Net, traffic and phone patches to Alaska, to Hawaii, to Okinawa, the two hospital ships *Repose* and *Sanctuary*." He says that "(a) Cross-country s.s.b. with its fewer relays is handling traffic with more speed and accuracy, (b) with the growth and advancement of s.s.b. there are fewer operators available for the c.w. nets, (c) coverage by s.s.b. nets is much better to all sections of the country, (d) s.s.b. nets are doing a more effective job for Alaska, Hawaii, the APO's and FPO's."

W7JWJ tells us that the 20 Meter Interstate Single Sideband Net was started late in 1958 by W9IDA (now W5OBD). Most of the QNI were military, with QTC in the thousands per month during 1959 and the early 60's. Total QNI for 1968 was 634, traffic 59,366 with a maximum of 7687 for a single month. In 1969 through June the highest month was March with 9168, and a total through June of 46,399 and a QNI of 2787. Traffic is still mostly military, with originations from K6BPI and W6YDK in San Diego. Says W5OBD: "We try to keep our traffic off of MARS and NTS because this type of traffic needs to be delivered as soon as possible, so if it gets on MARS or NTS it can be as much as 10 days late. I have heard traffic being handled on some state nets that was 3 to 10 days old." W7JWJ estimates that in the ten years of its operation ISSB has had 5000 different

stations check in handling an estimated traffic total of over 500,000.

National Traffic System. NTS Area Staffs in two areas held formal meetings so far in 1969. The PAS met at Sacramento on June 13-14, 1969 and the CAS met in Des Moines, Iowa, on June 21-22. EAS is planning a meeting on Sept. 20-21, which will also be history by the time you read this.

Complete minutes of the PAS meeting were furnished by Chairman WA6BRG. Present were all three region net managers (WA6ROF, W7BQ, K7NHL), the TCC director (W7DZX) and three members-at-large (WA6BRG, W6HC and W6BGF). The PAN manager, W6VNU, had recently resigned, so the first order of business was to select a new PAN manager; W6BNX was recommended to headquarters as the man to succeed W6VNU (this appointment has since been completed.)

During the meeting which ensued, many crucial subjects were discussed: (1) APO/FPO and Hawaiian outlets for RN6; (2) channels by means of which section net managers may consult the PAS; (3) discussion of the problems raised in "Traffic Talk," June *QST*; (4) anti-NTS propaganda by NTS nets; (5) NTS incentives; (6) Denver Convention Center traffic routing; (7) more *QST* articles on NTS; (8) use of NTS travel expense for recruitment and promotion at club meetings; (9) a PAS bulletin.


Quite a few recommendations resulted and are under study. On point No. 3 above, a number of shortcomings of NTS were pointed up, such as inadequate local delivery capability, no daytime coverage, poor liaison from section to region, poor AREC liaison, low percentage of interest among hams in participating, poor emergency capability, poor propagation of the NTS "species." Two of the most-discussed topics were daytime operation and general ham preference for voice operation. The PAS ultimately recommended that study be given to the possibility of establishment of some kind of daytime NTS capability, integrated with the present system, and creation of new NTS-oriented section phone nets for the specific purpose of working into the system. Those existing nets which purport to be part of the system but fail to fulfill the requirements should be dropped.

The PAS recommended a good educational program to deal with anti-NTS propaganda, but was not more specific. It also recommended that BPL be left unchanged but to set up an NTS incentive award giving credit to those things mentioned in Minute 65 of the May '69 Board Meeting *except* no credit for phone patches and eligibility for the award be restricted to bona fide NTS participants, or a separate award for NTS participants.

The staff also criticized present NTS promotional materials and recommended that they be updated and put in more interesting form, including major *QST* articles. Travel for NTS managers should be liberalized to permit attending club meetings and other amateur gatherings for promotional purposes. Staff members should receive copies of official bulletins, annual reports and minutes of the Board Meetings.

Much less can be said about the CAS meeting, because the chairman has not yet submitted a report. However, all but the TEN manager were present, along with the League's communications manager who participated strictly as an observer. Discussion was informal in nature and the meeting lasted approximately three hours. More details later when the chairman submits a formal report.

July reports: W2FR reports that 2RN certificates



K1ESG. Bruce is a high speed c.w. operator who holds the A-1 Op and BPL Medallion awards and has been active in all levels of NTS since 1963.

have been issued to WA2s BAN BEX CBX, WB2s DRW RKK WID. According to manager K3MVO, 3RN wallpaper has gone to W3s AIZ AXA EEB EML LOS NEM NNL, K3KTH and WA3HTQ. W4SHJ says K4BSS and WB4HJW have earned 4RN certificates. WA6ROF says some of the MARS stations are "rogering" incoming traffic when they shouldn't be. W7BQ reports the best rate on RN7 in recent years mainly because of the heavy load of Boy Scout Jamboree Traffic. W8CHT says he has been unable to schedule W8IZ and W8IMI on the same evening as EAN rep, but that he's working on it. WB4KPE received a 9RN certificate from W9HRY. WA9RAK reports the move to forty meters was made without incident and that CAN made the best rate for July on record. Doug also sent a CAN certificate to W0HL.

Most of the managers also commented on the poor conditions, the moonwalk and Boy Scout Jamboree traffic. One manager, who shall remain unidentified, also advised that he followed the advice in last month's column. He says he cheered up and sure enough, things got worse.

July statistics:

Net	Ses- sions	Traf- fic	Rate	Aver- age	Represen- tation (%)
EAN.....	31	1652	1.071	53.3	91.9
CAN.....	31	1160	.943	37.4	100.0
PAN.....	31	1393	1.009	44.9	100.0
1RN.....	62	465	.346	7.5	89.9
2RN.....	62	531	.723	8.6	97.7
3RN.....	62	511	.370	8.2	96.8
4RN.....	56	543	.362	9.7	83.4
RN5.....	62	544	.328	8.8	81.7
RN6.....	62	978	.621	15.8	98.2
RN7.....	53	964	.783	18.2	26.8
8RN.....	62	493	.322	8.0	95.2
9RN.....	61	683	.500	11.2	87.1
TEN.....	60	595	.531	9.9	51.8
ECN.....	54	192	.198	3.6	68.3
Sections ¹	1683	9344		5.8	
TCC Eastern.....	124 ²	2408			
TCC Central.....	93 ²	1500			
TCC Pacific.....	131 ²	2742			
Summary.....	2432	26748	EAN	14.3	---
Record.....	2890	23372	1.267	15.2	---

¹Section and local nets reporting (50): CPN, CN (Conn.); VSBN (Va.); TN (Tenn.); AENB, AEND, AENH, AENM, AENT (Ala.); NYS, NLI (N.Y.); WFPN, VEN, FMTN, GN, TPTN, FPTN (Fla.); NJEPTN, NJAN, PVTEN (N.J.); PTN (Me.); BN, OSSB, Franklin County (Ohio); MSN, MJN (Minn.); QMN (Mich.); SSZ, OLZ (Okla.); LAN (La.); RISPN (R.I.); NCNL, NCNE (N.C.); EMNN (Mass.); PTTN, EPA, EPAEPTN, PFN

(Pa.); KYN, KTN (Ky.); SCN (Cal.); GSN (Ga.); ILN (Ill.); QIN (Ind.); BUN (Utah); OZK (Ark.); QKS (Kans.); OQN (Ont.-Que.); MSBN (Miss.).

²TCC functions, not counted as net sessions.

Transcontinental Corps. W3EML has issued TCC Eastern certificates to W1s BJG EOB NJM YKQ ESG, W2s FR GKZ PU, K2RYH, W4s BHN BLV UWA, K3MVO, W4s NLC UQ ZM, K4KNP, K6CAG/1, W8s AHZ IXJ, K8KMQ, WA8s POS ZGC. W0LCX reports that most functions are working well with the Boy Scout Jamboree giving a big boost to function F. W7DZX says the Boy Scout traffic gave TCC Pacific a big boost too, but that a much better job would have been done with a little advance warning.

July reports:

Area	Func- tions	% Suc- cessful	Traffic	Out-of-Net Traffic
Eastern.....	124	92.7	2408	983
Central.....	93	94.7	1550	762
Pacific.....	124	94.7	2742	1371
Summary.....	341	94.0	6700	3116

The TCC Roster: Eastern Area (W3EML, Dir.) — W1s BJG EJI NJM YKQ, K1ESG, W2s FR GKZ PU ZVW, K2RYH, W4s BHN BLV CAL, WB2RKK, W3EML, K3MVO, W4s NLC UQ ZM, K4KNP, K6CAG/1, W8s AHZ CHT, K8KMQ, W4s POS ZGC, W0UCE/3. Central Area (W0LCX, Dir.) — W40GG, K4AT, WB4AIN, W6s MI RHF, W9s CXY DND VAY, W49s BWY RAK VZM, W0s HI INH LCX ZHN, K0AEM, W40s IAW MLE RVR. Pacific Area (W7DZX, Dir.) — W6s HGF BNK EOT IPC IPW VNQ VZT, K6DYZ, W46s BRG LFA ROF, WB6HVA, W7KZ, K7HLR, WA7CLF, K0JSP.

Independent Net Reports:

Net	Sessions	Check-ins	Traffic
North American SSB.....	26	623	579
Interstate 20 Meter SSB.....	22	463	7308
7290 Traffic.....	44	1653	1136
Eastern U.S. Traffic.....	29	143	49
Mike Farad E & T.....	27	356	270
Clearing House.....	27	396	263
All Service.....	4	70	41
Hit & Bounce.....	31	318	442

QST

Strays

Up-to-date information on the standard frequency and time broadcast services from WWV, WWVH, WWVB and WWVL is contained in the 1969 edition of NBS Special Publication 236, issued in mid-August. Available for 25 cents per copy from the Superintendent of Documents, U. S. Government Printing Office, Washington, D. C. 20402.

The Merit Award Committee of the Canadian Amateur Radio Teletype Group (CARTG) is anxious to receive nominations (from clubs or individuals) for the 1969 CARTG RTTY Merit Award. The nominators must state fully the reasons why they feel their nominee should be considered by the Committee. If the committee considers that two or more nominees equally warrant the award, multiple awards may be issued. Send your nomination(s) to: Alan E. H. Venning, VE7LL, Chairman CARTG Merit Award Committee, 6171 Brantford Avenue, Burnaby 1, B. C., Canada.

The Post Office D. partment promises faster mail service with the Zip codes. Use yours when you write Headquarters. Use ours, too. It's 06111.

SOUTHWESTERN DIVISION CONVENTION

San Diego, California October 17-19

The 1969 ARRL Southwestern Division Convention will be held in San Diego, California, as a special event in the San Diego 200th Anniversary celebration this year. The convention will take place at the Hilton Inn in Mission Bay Park, October 17-19. Activities will be many and varied and will cover all phases of the amateur radio and electronics fields. Forums and talks are expected to cover: homebrew, DX, cw, fm, a-m, ssb, MARS, ATV, NTS, RTTY, QRP, ARRL, ARPSC, YLs and XYLs. John Huntoon, ARRL General Manager, will host the ARRL open forum along with John Griggs, W6KW, ARRL Southwestern Division Director, and Arnie Dahlman, W6UEI, Vice Director. Bob White, WICW, Assistant Communications Manager from Hq. will conduct a DX forum.

K6SD, the "Official San Diego 200th Anniversary Radio Station" is in operation throughout the year and will be for the convention also. There are a number of special awards for contacting K6SD so watch for it on the bands.

The convention banquet will take place Saturday evening, October 18 and Charles Cordell, W6SAG, the President of the San Diego 200th Anniversary will be one of the speakers. The Wouff Hong initiations will take place at mid-

COMING A.R.R.L. CONVENTIONS

**October 11-12 — Roanoke Division,
Huntington, West Virginia.**
**October 17-19 — Southwestern Division,
San Diego, California.**
**January 17-18 — Southeastern Division,
Miami, Florida.**

NOTE: Sponsors of large ham gatherings should check with League headquarters for an advisory on possible date conflicts before contracting for meeting space. Dates may be recorded at ARRL for up to two years in advance.

night, Saturday. Special YL and XYL activities have been planned so bring the gals along. The telephone Company will bring their new interface device which makes phone patches legal and Signal/One personnel will hold a special technical session on their new unit.

Convention registration is \$12 each for all convention activities and the grand banquet too. For tickets and information write to: Registration Desk, P. O. Box 1469, San Diego, CA 92112. Include your "handle" and indicate if you want some hotel-motel information sent by return mail. Your check made payable to the 1969 ARRL Southwestern Division Convention, will be your receipt. Don't miss out on the convention; send for your tickets NOW.



California — The Greater Bay Area Hamfest will be held October 18 at the Richmond Memorial Auditorium. General admission tickets at the door \$1.50, students 75¢. For Hamfest information and directions monitor 7255 kHz (West Coast AR Service), 145.1 MHz, K6GWE (a-m repeater VHF Expeditionary Society), 146.8 MHz, WB6AAE (fm repeater Grizzly Peak VHF ARC), and Channel 11.

California — The Crescenta Valley Auction is scheduled for October 9.

Indiana — The Eighth Annual Hamfest held by the Hoosier Hills Ham Club will be held on October 12 at scenic Spring Mill State Park near Mitchell, Indiana. Coffee and doughnuts, Jr. ops activities, ladies bingo, playground, swapshops and coffee Saturday night. Hamfest registration is \$1.00. Talk-in on 3.910 MHz 1sb and 50.4 MHz a-m. For Hamfest advance registrations, hotel or motel reservations write Hoosier Hills Ham Club, Inc., P.O. Box 375, Bedford, Ind. 47421.

Kansas — Dates for the 5th Annual Tec-Ni-Chat Amateur Radio Club garage sale will be October 25 and 26. Designated left-overs will be auctioned at 2:00 p.m. on Sunday at the close of the sale. For more information write Ernie Wilborn, WA9RKY.

Michigan — Announcing the Fifth Annual Tawas Hamfest, October 3-5 in East Tawas, Michigan, 60 miles north of Bay City on US 23. Demonstrations, displays, swap-n-shop, and more. For further information contact Jerry Mertz, W8DET or Joseph Bennett, WA8CHN.

Michigan — The Iosco Radio Club is hosting another Hamfest October 3 and 4.

New Jersey — The New Jersey Emergency Phone and Traffic Net Dinner will be held this year at Barretts Restaurant, River Road, Trenton on Saturday, October 25. Send your reservations to WA2TAF, chairman.

OCTOBER											
1969											
S	M	T	W	T	F	S					
			1	2	3	4					
5	6	7	8	9	10	11					
12	13	14	15	16	17	18					
19	20	21	22	23	24	25					
26	27	28	29	30	31						

New York — The annual dinner/banquet of the Central New York Chapter of the QCWA of N.Y. will be held at the Hotel Oneida at Oneida, N.Y. on Saturday, November 1. The Finger Lakes Chapter and the Mohawk Chapter will join us in this occasion. Tickets are \$5.00 per person. All reservations should be in no later than October 26. Write to your chapter secretary for full particulars and tickets. Cocktail hour 5 to 7 p.m. Dinner at 7:00 p.m. Make checks payable to Central Chapter of QCWA.

New York — The Syracuse VHF Roundup is to be held at the Three Rivers Inn, Route 57, 10 miles north of Syracuse, N. Y., Saturday, October 11. Speakers include Walt Bain, W4LTU, with new information on weak-signal detections; Bob Jeffers, W2ALL, on s.s.b. systems for vhf and uhf service; and probably QST VHF Editor, Ed Tilton, W1HDQ. Reservations from Charles Sellwood, W2RHQ, 902 1st North St., Syracuse, N. Y. 13208.

Pennsylvania — On October 25 at 6:00 p.m., Tamaqua Area Side Band Amateur Radio Assn. is sponsoring a dinner in honor of William Gordon, W3ORJ. A Penn. Dutch Ham and Turkey dinner will be served at the New Ringgold Community Hall, New Ringgold, Penn. Donation is \$5.00. Reservations must be made prior to October 18. No tickets will be sold at the door. Send for tickets from Anthony Sarii, W3CMA, 164 Spruce St., Tamaqua, Pa. 18252.

Texas — The Terry County ARC Brownfield Swapfest will be held at the Armory on October 26. QST

Happenings of the Month

GROUND RULES FOR IDENTIFICATION

The FCC has set forth some guidelines as to which forms of identification of an amateur station will be acceptable for short QSOs such as DX and contest exchanges. The letter is especially important in view of recent citations issued to contest operators. Here is the letter:

Since the fall amateur contest activity will soon be here, I believe you will be interested in a resume of a recent explanation of what the Commission considers to be an acceptable station identification, as follows:

For compliance with rule Section 97.87(a), the last transmission of the exchange of transmissions with another station must include that "other" station's call sign. For example "BK 589 CAL TU DX1DX de W6XYZ K" would be in compliance with §97.87(a). When there is a need for identification of the "other" station in an exchange for the benefit of our monitoring facilities, it is most likely to be heard if it is in the last transmission or at the end of a long single transmission.

Where the transmissions of an exchange are very brief, such as the typical contest exchange, if it is less than 30 seconds duration, the entire last transmission is considered the "end of the exchange" for the purpose of compliance with §97.87(a). Provided there is no mistaking which is the transmitting station's call sign, the call signs may be anywhere in such last transmission. While the rule no longer gives examples, continuation of the traditional practice of placing the transmitting station's call sign last or preceding it by "de" is acceptable for this purpose.

Examples of acceptable end-of-exchange transmissions of less than 30 seconds are:

"DX1DX de W6XYZ 589 CAL BK"

"DX1DX W6XYZ 589 CAL K"

"DX1DX 589 CAL de W6XYZ K"

"DX1DX 589 CAL W6XYZ K"

"589 CAL DX1DX W6XYZ K"

For telephony, the voice equivalent of the foregoing examples may be used, substituting "this is" or "from" for "de", etc.

JAMES E. BARR
*Chief, Safety and Special
Radio Services Bureau, FCC*

SIDEBAND POWER IN CANADA

Canadian Director Noel B. Eaton has been corresponding with the Department of Communications regarding the measurement of power input to amateur transmitters on single sideband. The problem arises from the fact that manufacturer's ratings are given in somewhat hazy terms, and the General Radio Regulations Part II are not particularly clear as to what is required.

Section 47 of the Regulations limits the power input to amateur transmitters and Section 61 re-

quires the use of meters when the input exceeds 400 watts. The recent introduction of many transmitters with p.e.p. ratings in excess of that figure has led several people to believe that they should be equipped with meters.

Letters from the Department have straightened out the matter. What it boils down to is the Department agrees with the generally accepted definition that average power input is one half of the input on voice peaks, and that meters or one switchable meter are not required until the average power input exceeds 400 watts.

HIGHWAY REPORTS BY CB STATIONS

As a matter of interest only, we report that FCC has proposed a change in Citizen Radio Service Rules which would permit Class D stations to furnish such groups as AAA and broadcast stations with road condition information. Live retransmission by broadcast stations still would not be permitted. Comment deadline for Docket 18625 was September 15, with reply comments due September 25.

Bigelow Green, W1EAE

We are saddened to have to report the sudden death, on August 11, 1969, of Bigelow Green, W1EAE, vice director from the New England Division since 1961. We understand Big was at the key participating in the Eastern Massachusetts net when stricken.

First licensed in 1928 with the call W1AKG, Big was past chairman of the Greater Boston Amateur Radio Society, was a member of RACES in Acton, Mass., and held appointments as route manager and official relay station. He was employed as a senior technical writer with RCA, held the Extra Class license and resided in South Acton. He was 63 years old.

WØ QSL MANAGER RETIRES

Alva A. Smith, WØDMA, has turned in his rubber stamps and pigeon-holes after serving more than thirty years as manager of the ARRL W9 and then WØ QSL Bureaus — a long time in a volunteer, unpaid, service job! Al has earned the warm thanks of all DX-minded amateurs in mid-America, partially expressed by an ARRL Certificate of Merit recently awarded to him.

Carrying on the QSL chores is the Des Moines Radio Amateur Association, Box 88, Des Moines, Iowa, 50301.

ARRL ASKS CHANGES FOR EXTRA

In July QST, we announced FCC Docket 18540 which would let FCC licensees count time as a foreign licensee toward the two years needed for

Extra Class and toward the 25 years needed by an Extra Class licensee seeking a two-letter call.

The League has endorsed the docket as it stands, but has added three other matters raised at the 1969 ARRL Board meeting. First, the directors feel the waiting period for Extra Class should be reduced from two years to one year; second, they have renewed the request made in the "incentive licensing" docket 15928 that former holders of the Amateur Extra First Grade license now be given Amateur Extra Class licenses without further examination (The earlier Extra had a similar 20 w.p.m. code test, a two-year experience requirement and technical knowledge equivalent to the First Commercial of its day, the twenties and early thirties; the license was discontinued in 1933 as an economy measure, being renewed only as Class A, now called Advanced); third, that newer Extra Class licensees be made eligible for 1 X 3 calls.

The text follows:

Before the
FEDERAL COMMUNICATIONS COMMISSION
Washington, D. C. 20554

In the Matter of

Amendment of Part 97 of the Commission's Rules regarding licensing and operating experience requirements for the Amateur Extra Class license.

DOCKET NO.
18540
RM-1311

To: The Commission

**COMMENTS ON AND COUNTERPROPOSALS
TO NOTICE OF PROPOSED RULE MAKING**

The American Radio Relay League, Incorporated, by its General Counsel, respectfully submits the following comments on and counterproposals to the Notice of Proposed Rule Making released May 9, 1969 (FCC 69-491).

The Commission is fully aware of the many studies made and proposals submitted by the League over the years in a continuing effort to revitalize interest in the higher classes of amateur operator licenses. At the recent annual meeting of the League's Board of Directors in May of this year, the eligibility requirements and operating and other privileges of the various classes were examined at considerable length. The views and recommendations of the Board are reflected in the minutes of the meeting, copies of which have been made available to the Commission as well as to all League members. The comments, suggestions and counterproposals submitted herein are limited to the Amateur Extra Class license and are so closely related to the subject and scope of the Notice of Proposed Rule Making that they may be considered in this proceeding.

I.

Section 97.9(a)(1)

Section 97.9(a)(1) of the Commission's Rules and Regulations now requires that an applicant for the Amateur Extra Class license must have held for at least two years a valid Commission-issued amateur operator license of other than the Novice and Tech-

Behind the Diamond *Number 19 of a Series*



(Photo by W9QKE)

We've run several pictures of this month's subject presenting awards to others — it's nice to turn the tables and show **Philip E. Haller, W9HPG**, accepting the Illinois Amateur of the Year 1969 Award from Hamfesters Radio Club president **Charles T. Borkowski, WA9-TWA**.

Phil started as 9ATG back in 1925, and he's been active in amateur radio affairs ever since.

Let's take ARRL offices first: director, Central Division, 1963-present; vice-director, 1959-1963 and assistant director, 1955-1958. Club work? Lots — president, Chicago Radio Traffic Association, 1933-present (how's that for tenure!); director, Hamfesters Radio Club and trustee of its station; past president, Illinois Teleprinter Society; past president, past secretary, Chicago Area Radio Club Council; alternate radio officer, Chicago Civil Defense Corps and emergency coordinator for the Amateur Radio Public Service Corps in Cook County.

Conventions? Special events? Quite a few — Phil helped organize and run amateur radio activities at the Chicago World's Fair, 1933-1934; the ARRL National Conventions at Chicago, 1938 (where a close associate was John Huntoon, W0KJY, now W1LVQ, our secretary-general in 1957); and such occasional affairs as the National Shrine Convention parade.

Director Haller lives in Chicago, and works as a principal engineer for Commonwealth Edison Company in Maywood. (Longevity here, too — he's been with the utility since 1926!) He's a charter life member of ARRL, official observer, and member of the A-1 Operator Club. Phil and his wife Marge have two married sons and several grandchildren.



Wayne Overbeck, K6YNB, receives the June Cover Plaque Award from Walt Larson, K6DM, assistant director from the Southwestern Division. Wayne's article, "Three Innovations for Field Day," was picked by ARRL directors as the best in June QST.

nician Class. The purpose of this rule, as stated by the Commission, is to help assure that applicants for the highest class amateur operator license have acquired practical operating experience for a reasonable period of time at an intermediate license level. One effect of the rule is to deny recognition for such experience when acquired under amateur licenses issued by other authorities. The Commission has invited comments upon a proposal to amend Section 97.9(a)(1) to extend the eligibility for an Amateur Extra Class license to Commission licensees who submit proof of having held an amateur license issued by a foreign government equivalent to at least a General Class for a period of two years.

The League not only supports the amendment proposed by the Commission, but also respectfully requests that the eligibility requirement be further amended to reduce the present waiting period for Commission-issued operator license of other than the Novice and Technician Class from two years to one year.

The present rules for operator licenses were adopted by the Commission's Report and Order in Docket No. 15928, issued August 29, 1967, the so-called "incentive license" proceeding, 9 Federal Communication Reports, Second Series 814, 11 Pike & Fischer Radio Regulation, Second Series 1563. The view has been expressed that the present two year waiting period actually tends to decrease rather than increase interest in advancement to the Amateur Extra Class license because the momentum generated by a well qualified and conscientious newcomer to the amateur ranks may well be lost if he cannot proceed to the highest class of license rather promptly. One year's experience by such an enthusiastic operator can be and often is far more meaningful than the mere holding of a Conditional, General, or Advanced Class license with little, or at least less, experience. It is respectfully submitted that the adoption of a one year waiting period, as proposed herein, will actually aid in achieving the basic objectives of the revitalized incentive license plan and policy.

II.

The Plight of the Old Timers Section 97.25(b)

One of the most frequent complaints about the present incentive licensing rules comes from those who have held amateur licenses for thirty-five and more years. Most of the individuals are sixty or more years old. The substance of the complaints is that the average person sixty or more years old has great difficulty in preparing for and passing the

Amateur Extra Class license examination, because their learning capabilities and the ability to write legibly at a speed of 20 words per minute, particularly under the stress of an examination, have declined with the passing years. Some also note that they once held Amateur Extra First Class operators licenses after having successfully passed equally difficult examinations equivalent to the present Amateur Extra Class examinations.¹

¹ The Extra First Grade Amateur Operator's License was first established by the Department of Commerce in 1923 at the suggestion of the League, and required two years experience as an amateur operator, 20 words a minute code proficiency, and a written examination similar to that for the Commercial First Grade. Operating privileges in various bands, varied from time to time. In November 1929, at the request of the League, the Federal Radio Commission opened up 14,100-14,300 kHz for operation by holders of Amateur Extra First Grade licenses who had obtained special permission for such operation. In 1931, the League proposed two revised radiotelephony bands, within the 3.5 and 14 MHz bands for use by holders of a new class of license. In April 1932, the Federal Radio Commission adopted the League's proposal to the extent of establishing an endorsement of unlimited radiotelephony on regular licenses. The endorsement required twelve months amateur experience and was issued without additional examination to holders of Amateur Extra First Class and certain commercial licenses. In June 1933, the Federal Radio Commission abandoned the Temporary, First Class, Extra First Class, and Unlimited Phone Classes and established Classes A, B and C. Class A carried special phone privileges and was issued without further examination to Amateur Extra First Class licensees. The last Amateur Extra First Class licenses were issued in 1933. Although the present Amateur Extra Class license was established in 1952 and, for all practical purposes was identical to the old Amateur Extra First Class, there was no incentive to obtain such licenses until the rules were revised in November 1967 by the Report and Order in Docket No. 15928.

² Section 97.1 of the Commission's Rules and Regulations.

One of the reasons for having the higher classes of licenses is to provide "a reservoir within the amateur radio service of trained operators, technicians, and electronics experts."² A very high percentage of those who once held an Amateur Extra First Class operator license already have served their country in the armed forces, the laboratories, and the electronic manufacturing plants during or since World War II. Because of their ages, the possibility of their being recalled for such service is very slight. Thus, requiring re-examination of those who once qualified for the equivalent class of license does little to achieve the purposes and objectives of the incentive license plan.

The League recognized these simple truths when it included in its comments to the Notice of Proposed Rule Making in Docket No. 15928 the suggestion that "grandfather rights" be granted to former Amateur Extra First Class licensees who have held Class A and later Advanced Class licenses continuously since the Amateur Extra First Class was abolished in 1933. It is understood that one of the reasons the suggestion was not adopted was because the records of the Federal Radio Commission and earlier licensing authorities are not readily available and the search of the files would require an inordinate amount of time by Commission personnel.

The League's Board of Directors, at its last annual meeting, directed the filing of an appropriate

petition requesting the Commission to again review the hardships facing this relatively small group of active and dedicated amateurs and to grant certain examination credits to former holders of Amateur Extra First Class licenses. Specifically, the Board directed that the Commission be requested to amend Section 97.25(c) to include former holders of Amateur Extra First Class licenses within the waiver provisions of that section.³

³ Section 97.25(c) provides as follows:
 §97.25 *Examination Credit*

- (a)
- (b)
- (c) An applicant for the Amateur Extra Class operator license will be given credit for examination elements 1(C), 4(A), and 4(B), if he so requests and submits evidence of having held a valid amateur radio station or operator license issued by any agency of the U. S. Government during or prior to April 1917, and qualifies for or currently holds a valid amateur operator license of the General or Advanced Class.

Section 97.21 provides as follows:
 §97.21 *Examination Elements*
 Examinations for amateur operator privileges will comprise one or more of the following examination elements:

- (a)
- (b)
- (c) Element 1(C): Expert's code test at twenty (20) words per minute;
- (d)
- (e)
- (f) Element 4(A): Intermediate amateur practice involving intermediate level radio theory and operation as applicable to modern amateur techniques, including but not limited to, radiotelephony and radiotelegraphy;
- (g) Element 4(B): Advanced amateur practice involving advanced radio theory and operation as applicable to modern amateur techniques, including, but not limited to radiotelephony, radiotelegraphy, and transmissions of energy for measurements and observations applied to propagation for the radio control of remote objects and similar experimental purposes

Accordingly, and for the reasons stated, the Commission is respectfully requested to include in its report and order in this proceeding the addition of the words "or an American Extra First Class operator license issued by the Federal Radio Commission" following "April 1917" to Section 97.25(c). For administrative convenience, the Commission can place the burden upon the applicant to establish that he once held an Amateur Extra Class license, thus making unnecessary a tedious and time consuming search of the old files.

III.

Section 97.51(a)

The Notice of Proposed Rule Making also invites comments upon a proposed amendment of Sec-

tion 97.5(a)(5) to extend eligibility for two-letter call sign assignments to Amateur Extra Class licensees who were first licensed at least 25 years earlier by a foreign government. Section 97.51(a)(5) now provides, in part, as follows:
 §97.51 Assignment of call signs.

(a) The call signs of amateur stations will be assigned systematically by the Commission with the following exceptions:

* * *

(5) Additionally, a two-letter call sign may be assigned to an Amateur Extra Class licensee who first held an amateur radio operator license issued by the Commission, or one of its predecessor agencies, 25 years or more prior to the receipt date of an application for such assignment. . . .

The proposed amendment, in most instances, would extend eligibility to naturalized citizens of the United States, but some native born citizens who for various reasons were amateur licensees in foreign countries would also be involved.

At its last meeting, the League's Board of Directors voted to request the Commission to amend Section 97.51 to permit the issuance of a three-letter call sign with a single letter prefix (1x3) to an Amateur Extra Class licensee (regardless of tenure) upon request and payment of the appropriate fee.

The advantages and prestige of a two-letter call sign is so well recognized as to require no comment. Conversely, disadvantages of a call sign with a two letter prefix and a three letter suffix (2x3) are apparent. In every day communications, in contests, and in amateur net operation, the operator with a 2x3 call sign almost always finds himself at a disadvantage with the operator having a 1x2 or a 1x3 call sign. One of the reasons Section 97.51(a)(5) provides for the assignment of call signs with a single letter prefix and a two letter suffix is to provide incentive to an amateur to attain the highest grade of license and to recognize the many years of service.

In recent years, most of the newly licensed amateurs have been issued 2x3 call signs. Under the present rules, there is no way for the holder of such a call to obtain the more desirable 1x3 call sign even if he earns his Amateur Extra Class operator license. None of these amateurs will be eligible for a two-letter call for many years. The end result is that one of the incentives for advancing to the highest class of license is nonexistent for this younger group.


To make the incentive licensing program more meaningful, it is respectfully suggested that Section 97.51(a)(3) be amended to permit the assignment upon request and on a random basis of a 1x3 call sign upon payment of the appropriate fee.

WHO THE DEVIL IS WHO?

18th in a Series of Call Conversion Charts

Here are additional calls of amateurs taking advantage of new rules which allow Extra Class licensees licensed 25 years ago or longer to acquire two-letter calls. If you should be listed here, let us know by post card right away.

<i>Now</i>	<i>Was</i>	<i>Now</i>	<i>Was</i>	<i>Now</i>	<i>Was</i>	<i>Now</i>	<i>Was</i>
W1AP	W1DEF	W3VW	W3LMM	W5OT	W5IAU	W9HD	W9INM
W1LL	W1POY	K4IV	W4KAP	W5OV	W5PDX	W0IU	W0WUA
K2AK	W2LLQ	K4JL	W4DWZ	K6MP	W6SBH	W0IV	W0LDT
W2IC	WA2OKK	K4JX	W4PCT	K6MZ	K6HNX	W0KQ	W0WFF
W2VG	W2HSZ	K4LJ	WB4GYY	K6PK	W6BII	W0LJ	W0IFX
W3TR	W3LGG	K4LP	W2CDP	W9EX	W9VPD		
W3VN	W3UPG	W5NM	W5NOH	W9GH	W9VDT		



Just too late for last month's story, "The Outstretched Hand," we received these two photos of "Whitecaners" and their coaches. At left, Gerard Miron, VE3AZM, tunes up aurally using the relative power reader (on top of desk) while instructor Don Shervington, VE3EMX, observes. At right, Earl Schwanz, VE3BLE reads the Braille dial with his fingertips, under the eye of his sponsor Mike Waters, VE3BYO. (Landman photos)

Wherefore, the premises considered, the Commission is respectfully requested to adopt not only the proposals set forth in the Notices of Proposed Rule Making in this proceeding but also the additional proposals set forth herein.

THE AMERICAN RADIO RELAY LEAGUE,
INCORPORATED

August 26, 1969

By ROBERT M. BOOTH, JR.
Its General Counsel

EXAMINATION SCHEDULE

FOR the convenience of those planning to take an FCC examination for General, Advanced or Extra Class license, we present below a tentative schedule of dates and places. (Applicants for Novice, Technician or Conditional Class licenses should follow procedures outlined in Chapter 5 of the *Radio Amateur's License Manual*.)

Recent changes are in boldface.

- 1 Boston, Mass. 02109; India & State Streets; Thurs.-Fri., 9-11 A.M. Exams with code test, Friday only. Also conducts examinations at Bangor, Me. in May; Hartford, Conn. in March and Sept.; Portland, Me. in Apr. and Oct.
- 2 New York, N.Y. 10014; 641 Washington Street; Tues.-Thurs., 9-12 A.M. Also conducts examinations at Schenectady, N.Y. in Mar., June, Sept. and Dec.
- 3 Philadelphia, Penn. 19106; 2nd & Chestnut Streets; without code test, Mon.-Wed., 10-12 A.M.; with code test, Tues.-Wed., 8-9 A.M.
- 4 Baltimore, Md. 21202; Gay & Water Streets; Mon., and Fri., 8:30 A.M.
- 5 Norfolk, Va. 23510; Granby & York Streets; with code, Thurs., 9 A.M.; others, Wed. and Fri., 9 A.M. to 2 P.M. Also conducts examinations at Salem, Va. in Apr. & Oct.; Wilmington, N.C. in June & Dec.; Winston-Salem, N.C. in Feb., May, Aug. and Nov.
- 6 Atlanta, Ga. 30303; 240 Peachtree Street, N. E.; Tues., and Fri., 8:30 A.M. Also conducts examinations at Nashville, Tenn. in Feb., May, Aug., and Nov.; Memphis, Tenn. in Jan., Apr., July and Oct.; Knoxville, Tenn. in Mar., June, Sept. and Dec.; Birmingham, Ala. in Mar., June, Sept. and Dec.
- 6S Savannah, Ga. 31402; York & Bull Streets; 2nd & 4th Tues, each month, by appointment only.
- 7 Miami, Fla. 33130; 51 S. W. First Avenue, Thurs., 9 A.M. Also conducts examinations at Jacksonville, Fla. in Apr. and Oct.
- 7T Tampa, Fla. 33602; 500 Zack Street; Tues.-Fri., 8:15 A.M. by appointment only.
- 8 New Orleans, La. 70130; 600 South Street; with code, Tues., 8:30 A.M., others, Tues.-Wed., 8:30-12 A.M. Also conducts examinations at Jackson, Miss. in June and Dec.; Little Rock, Ark. in Feb., May, Aug. and Nov.
- 8M Mobile, Ala. 36602; 113 St. Joseph Street; Wed. 8 A.M. by appointment only.
- 9 Houston, Texas 77002; 515 Rusk Avenue; Tues., 8-9 A.M. Also conducts examinations at San Antonio, Texas in Feb., May, Aug. and Nov.; at Corpus Christi, Texas in Mar. June, Sept. and Dec.
- 9B Beaumont, Texas 77701; 300 Willow Street; Tues. by appointment only.
- 10 Dallas, Texas 75202; 1314 Wood Street; Tues., 8 A.M. to 1 P.M. Also conducts examinations at El Paso, Texas in Feb. and Aug.; Lubbock, Texas in Feb. and Aug.; Oklahoma City and Tulsa, Okla. in Jan., Apr., July and Oct.
- 11 Los Angeles, Calif. 90012; 312 N. Spring St.; Wed. 9 A.M. and 1 P.M. Also conducts examinations at Bakersfield, Calif. in May; Las Vegas, Nev. in Jan. and July; Phoenix, Ariz. in Jan., Apr., July and Oct.; Tucson, Ariz. in Apr. and Oct.
- 11SD San Diego, Calif. 92101; 1245 Seventh Avenue; Wed., by appointment only.
- 12 San Francisco, Calif. 94111; 555 Battery Street; Fri., Extra & Advanced, (no code) 8:30 A.M.; General and Advance (with code) 10 A.M. Also conducts examinations at Fresno, Calif. in Mar., June, Sept. and Dec.
- 13 Portland, Ore. 97204; 319 S.W. Pine St.; Fri. 8:45 A.M. Also conducts examinations at Boise, Idaho, in Apr. and Oct.; Klamath Falls, Ore. in May.
- 14 Seattle, Wash. 98104; 909 1st Avenue; Fri. 8:45 A.M. Also conducts examinations at Billings, Mont. in May; Missoula, Mont. in Aug., Great Falls, Mont. in Sept.; Spokane, Wash. in Apr. and Oct.
- 15 Denver, Colo. 80202; 19th Street between California and Stout Streets; 1st & 2nd Thurs., General & Advanced 8 A.M. Extra, 9 A.M. Also conducts examinations at Albuquerque, N. Mex. in Apr. and Oct.; Rapid City, S. Dak. in May; Salt Lake City, Utah in Mar., June, Sept. and Dec.

16 St. Paul, Minn. 55101; 4th and Robert Streets; Fri., 8:45 A.M.

Also conducts examinations at Jamestown, N. Dak. in Oct.; Marquette, Mich. in May; Sioux Falls, S. Dak. in Mar., June, Sept. and Dec.

17 Kansas City, Mo. 64106; 601 E. 12th St.; Thurs., 1 P.M. Also conducts examinations at Des Moines, Iowa in Mar., June, Sept. and Dec.; Omaha, Nebr. in Jan., Apr., July and Oct.; St. Louis, Mo. in Feb., May, Aug. and Nov.; Wichita, Kans. in Mar. and Sept.

18 Chicago, Ill. 60604; 219 South Dearborn Street; Fri., 9 A.M.

Also conducts examinations at Davenport, Iowa in Jan., Apr., July and Oct.; Fort Wayne, Ind. in Feb., May, Aug. and Nov.; Indianapolis, Ind. in Feb., May, Aug., and Nov.; Louisville, Ky. in Feb., May, Aug. and Nov.; Milwaukee, Wisc. in Jan., Apr., July and Oct.

19 Detroit, Mich. 48226; Washington Blvd. & Lafayette Street; Wed. and Fri., 9 A.M.

Also conducts examinations at Charleston, W. Va.

in Mar., June, Sept. and Dec.; Cincinnati, Ohio in Feb., May, Aug. and Nov.; Cleveland, Ohio in Mar., June, Sept. and Dec.; Columbus, Ohio in Jan., Apr., July and Oct.; Grand Rapids, Mich., in Jan., Apr., July and Oct.

20 Buffalo, N.Y. 14203; 121 Ellicott; 1st & 3rd Fri., 9 A.M. Also conducts examinations at Pittsburgh, Penna. in Feb., May, Aug. and Nov.; Syracuse, N. Y. in Jan., Apr., July and Oct.; Williamsport, Penna. in Mar., June, Sept. and Dec.

21 Honolulu, Hawaii 96808; 502 Federal Building; Tues. and Wed., 8 A.M. and by appointment.

Also conducts examinations at Hilo in Oct.; Lihue, Kauai in Nov.; Wailuka, Maui in Oct.

22 San Juan, P. R. 00903; 322 Federal Building; Fri., 9 A.M.

23 Anchorage, Alaska 99501; 4th Avenue at F & G Streets; Mon.-Fri., by appointment only.

Also conducts examinations at Fairbanks in May and Nov.


24 Washington, D.C. 20554; 1919 M Street, N.W.; Fri. 9:00 A.M. and 1:30 P.M.

Gettysburg, Penna. 17325; 334 York Street; 1st & 3rd Tues., by appointment only.

QST

ARRL QSL Bureau

IS YOURS ON FILE WITH YOUR QSL MGR?



The function of the ARRL QSL Bureau System is to facilitate delivery to amateurs in the United States, its possessions and Canada of those QSL cards which arrive from amateur stations in other parts of the world. All you have to do is send your QSL manager (see list below) a stamped self-addressed envelope, about 4½ by 9½ inches in size, with your name and address in the usual place on the front of the envelope and your call printed in capital letters in the upper left-hand corner.

Cards for stations in the United States and Canada should be sent to the proper call area bureau listed below. W1, K1, WA1, WN1 — Hampden County Radio Association, Box 216 Forest Park Station, Springfield, Massachusetts 01108.

W2, K2, WA2, WB2, WN2 — North Jersey DX Assn., P.O. Box 505 Ridgewood, New Jersey 07451.

W3, K3, WA3, WN3 — Jesse Bieberman, W3KT, RD 1, Balley Hill Rd., Malvern, Pennsylvania 19355.

W4, K4 — H. L. Parrish, K4HXP, RFD 5, Box 804, Hickory, North Carolina 28601.

WA4, WB4, WN4 — J. R. Baker, W4LR, 1402 Orange St., Melbourne Beach, Florida 32951.

W5, K5, WA5, WN5 — Hurley O. Saxon, K5QVH, P.O. Box 9915, El Paso, Texas 79989.

W6, K6, WA6, WB6, WN6 — San Diego DX Club, Box 6029, San Diego, California 92106.

W7, K7, WA7, WN7 — Willamette Valley DX Club, Inc., P.O. Box 555, Portland, Oregon 97207.

W8, K8, WA8, WN8 — Paul R. Hubbard, WA8CXY, 921 Market St., Zanesville, Ohio 43701.

W9, K9, WA9, WN9 — Ray P. Birren, W8MSG, Box 519, Elmhurst, Illinois 60126.

W0, K0, WA0, WN0 — Des Moines Radio Amateur Association, P.O. Box 88, Des Moines, Iowa 50301.

KP4 — Alicia Rodriguez, KP4CL, P.O. Box 1061, San Juan, P.R. 00902.

KZ5 — Gloria M. Spears, KZ5GS, Box 407, Balboa, Canal Zone.

KH6, WH6 — John H. Oka, KH6DQ, P.O. Box 101, Aiea, Oahu, Hawaii 96701.

KL7, WL7 — Alaska QSL Bureau, Star Route C, Wasilla, Alaska 99687.

VE1 — L. J. Fader, VE1FQ, P.O. Box 663, Halifax, N.S.

VE2 — John Ravenscroft, VE2NV, 353 Thorncrest Ave., Montreal 780, Quebec.

VE3 — R. H. Buckley, VE3UW, 20 Almont Road, Downview, Ontario.

VE4 — D. E. McVittie, VE4OX, 647 Academy Road, Winnipeg 9, Manitoba.

VE5¹ — A. Lloyd Jones, VE5JI, 2328 Grant Rd., Regina, Saskatchewan.

VE6 — Karel Tettelaar, VE6AAV, Sub. P.O. 55, N. Edmonton, Alberta.

VE7 — H. R. Hough, VE7HR, 1291 Simon Road, Victoria, British Columbia.

VE8 — George T. Kondo, VE8 ARRL QSL Bureau of Department of Transport, Norman Wells, N.W.T.

VO1 — Ernest Ash, VO1AA, P.O. Box 6, St. John's Newf.

VO2 — Goose Bay Amateur Radio Club, P.O. Box 232, Goose Bay, Labrador.

SWL — Leroy Waite, 39 Hannum St., Ballston Spa, New York 12020.

¹ These bureaux prefer 6 × 8 inch or #50 manila envelopes

Back Copies and Photographs

Back copies of *QST* referred to in *QST* issues are available when in print from our Circulation Department. Please send cash, money order or check — 75c for each copy — with your order; we cannot bill small orders nor can we ship c.o.d.

Full size (8 by 10) glossy prints of equipment described in *QST* by staff members (*only*) can be furnished at \$1.50 each. Please indicate the *QST* issue, page number, and other necessary identification when ordering, and include full remittance with your order — we do not bill nor ship c.o.d.

Sorry, but no reprints of individual *QST* articles are available, nor are templates available unless *specifically* mentioned in the article.

I.A.R.U. News



INTERNATIONAL AMATEUR RADIO UNION, THE GLOBAL FEDERATION OF NATIONAL NON-COMMERCIAL AMATEUR RADIO SOCIETIES FOR THE PROMOTION AND CO-ORDINATION OF TWO-WAY AMATEUR RADIO COMMUNICATION

NEW MEMBER

We are pleased to announce admission of a new member to the International Amateur Radio Union. The *Western Samoa Amateur Radio Club* will now provide representation for 5W1 amateurs in the Union. Election of WSARC was by unanimous vote of the IARU member-societies participating in the election. Union membership now stands at eighty-one.

JA STUDY GROUP VISITS HEADQUARTERS

A closer relationship between amateur societies in Japan and the U. S. was advanced through the visit of *Japan Amateur Radio League* representatives to IARU/ARRL headquarters during August. The group of five JARL members were on a tour of the U. S. to study the condition of U. S. amateur radio and to meet American amateurs.

The *Japan Amateur Radio League* is the national association of amateur operators in Japan. Its membership includes over 25,000 of the 76,000 licensed operators in the country. Each member receives the tri-monthly *JARL News*, and enjoys use of the society's QSL bureau. JARL also provides an information service by mail for members. They answer about 500 inquiries per day — all hand written because of the complexity of typewriting in Japanese!

Since mutual understandings among IARU societies are important, this productive visit will not end the information exchange with Japan. In fact, IARU/ARRL president W0DX plans to personally visit JARL during 1970!



To commemorate the tenth year of the presence of the Saar district in the *Deutscher Amateur Radio Club*, the *Deutsche Bundespost* (German Post Office) will issue the special post mark shown above. The post mark will be in use on October 18 and 19—the days of the DARC district meeting in Saar.

NOTES

The *Malaysian Amateur Radio Transmitters Society* reports that during the period from August 9, to September 9, 9V1 amateurs were given special permission to use the prefix 9V0. Use of the special prefix was to commemorate the 150th anniversary of the founding of Singapore by Sir Stamford Raffles.

A club station at the Surinam Trade Fair is being organized by the *Vereeniging van Radio-amateurs in Suriname*. The station will be in operation from September 25 until October 8, signing the call PZ0AA. A special QSL card will be issued.

CONTESTS

The Interamerican Union of Radio Amateurs — IARU Region II will hold its annual contest, this year organized by the *Radio Club Argentino*, from 1200 GMT October 11, until 2359 GMT October 12. Participants should call "CQ Region II Contest" or "CQ Region II" on any hf band using any mode. Count one point for each station worked; each country worked counts as a multiplier. Cross-band contacts, and QSOs with stations outside of Region II (North and South America) do not count. Contacts between sta-

Headquarters staffer W1KE (right) welcomes the *Japan Amateur Radio League* representatives to IARU/ARRL headquarters. From left are Mr. Yoshida (interpreter), JA1BAU, JA1ETB, JA1AP, JA1BYJ, JH1IGM, and W1KE.

tions of the same country do not count except for one multiplier. Exchange a five or six digit serial number composed of the RST or RS, plus a progressive contact number starting 001. Logs indicating time, station, band, country and serial number sent and received should be sent, before

DX OPERATING NOTES

Reciprocal Operating

United States Reciprocal Operating Agreements currently exist *only* with: Argentina, Australia, Austria, Barbados, Belgium, Bolivia, Canada, Chile, Colombia, Costa Rica, Dominican Republic, Ecuador, El Salvador, Finland, France, Germany, Guyana, Honduras, India, Indonesia, Ireland, Israel, Kuwait, Luxembourg, Monaco, Netherlands, Netherlands Antilles, New Zealand, Nicaragua, Norway, Panama, Paraguay, Peru, Portugal, Sierra Leone, Surinam, Sweden, Switzerland, Trinidad and Tobago, United Kingdom and Venezuela. Several other foreign countries grant FCC licensees amateur radio operating privileges on a courtesy basis; write headquarters for details.

Canada has reciprocity with: Bermuda, France, Germany, Israel, Luxembourg, the Netherlands, Nicaragua, Norway, Senegal, Switzerland, United Kingdom, U. S. and Venezuela.

Third-Party Restrictions

Messages and other communications — and then only if not important enough to justify use of the regular international communications facilities — may be handled by U.S. radio amateurs on behalf of third parties *only* with amateurs in the following countries: Argentina, Barbados (only U. S. stations/8P) Bolivia, Brazil, Canada, Chile, Colombia, Costa Rica, Cuba, Dominican Republic, Ecuador, El Salvador, Greenland (XP calls only), Haiti, Honduras, Israel, Liberia, Mexico, Nicaragua, Panama, Paraguay, Peru, Uruguay and Venezuela. Permissible prefixes: CE CM CO CP CX EL HC HH HI HK HP HR LU OA PY TI VE VO W or K/8P XE XP YN YS YV ZP 4X and 4Z. Canadian hams may handle these same type third-party messages with amateurs in Bolivia, Chile, Costa Rica, El Salvador, Honduras, Israel, Mexico, Peru, U.S. and Venezuela. Permissible prefixes are: CE CP HR K OA TI W XE YS YV and 4Z.

DX Restrictions

U.S. amateur licensees are warned that international communications are limited by the following notifications of foreign countries made to the ITU under the provisions in Article 41 of the Geneva (1959) conference.

Cambodia and Vietnam forbid radio communication between their amateur stations and such of other countries. U.S. amateurs should not work XU XV or 3W8. Canadian amateurs may not communicate with Cambodia, Laos, Thailand, Vietnam and Jordan. Prefixes to be avoided are HS JY XU XV XW8 and 3W8.

December 31, to: Gustavo Reusens, OA4AV, Secretary of IARU Region II, P.O. Box 4079, Lima, Peru.

The *Radio Sports Federation* of the USSR will sponsor the USSR-50 competition from 0000 GMT October 15, to 2400 GMT November 15. To qualify for a certificate, amateurs need contact 50 different USSR stations; any of the hf bands and any modes can be used. European amateurs must additionally make at least one contact with each of the 15 USSR republics including 2 contacts with Moscow and 2 contacts with Leningrad; amateurs on other continents need contact at least 5 of the republics and complete 1 contact with each Moscow and Leningrad. U. S. and Canadian applicants for the USSR-50 award should submit a list of claimed contacts, showing dates, types of emission and bands to the Central Radio Club, P.O. Box 88, Moscow, USSR. The list should first be certified, for U. S./Canadian applicants, by an ARRL affiliated radio club.

So You Want to Win An SS Contest

(Continued from page 69)

on your honor of course, to claim class B if you operated your transmitter over the 150-watt limit at *any time* during the contest. This means 150 watts d.c. input. There is no such thing as cheating a little. Either you are honest or you're not; it is as simple as that! Any award that you might win by this method is as worthless as the paper it is written on. The same thing applies to those few who are disappointed that they didn't achieve a "clean sweep" (all 75 sections) and they look up an apparently typical call in the *Call Book* and Squeeze it in somewhere. Remember if you are caught in such an act you *will* make the listings in *QST*. However this listing is at the end of the results. It is called the disqualification column. Also keep in mind that if you make that column it will be your last SS!

If you make it, a hearty congratulations! Of course, not everyone can win. The reason that awards are given is so that everybody will have some goal to strive for. Therefore if you didn't make it this year, at least you know you gave it your best; and you did it on the proving ground for the country's best operators, the ARRL Sweepstakes.

Summation

There are probably many items in the previous text that you might consider unnecessary or even ridiculous. This is only the author's opinion. These methods and painstaking care in planning are adapted for use in DX contests as well; and these efforts have paid off in several contest awards each year.

It is my sincere hope that through this article I will stir up new interest and added competition and better operating techniques. Without good 'stiff' competition your ability will remain stagnant.

QST



Correspondence From Members-

The publishers of *QST* assume no responsibility for statements made herein by correspondents.

OLDER AGE GROUP

☐ In your discussion of youth among newcomers you seem to have overlooked the fact the number of new licenses in the 45-and-over age group has also risen substantially along with the very sharp rise in the very young age group. Indeed this rise in "senior citizen" licenses is consistent with the result that the median has changed very little.

This rise in participation of the older age group is no surprise to me. Independently, I have been amazed at the number of older amateurs on the air, both newly licensed and otherwise. Apparently an increasing number of people are turning to amateur radio in their retirement years. Probably a number of the allegedly "new licensees" are really not new but those who had let their licenses lapse many years ago and now, finding less pressure from developing a career or in raising a family, have obtained new licenses. I have had a number of former and potential amateurs of intermediate age express a wish to me that later when they expected to have more time that they would become active amateurs.

While certainly the ARRL should aim its major educational and promotional efforts to the younger age group, it should also launch secondary programs aimed at the senior group. An enlarged senior group could provide a valuable source of manpower with maturity, experience, and time to serve as officers and members of committees of the ARRL and local clubs. Also, your report has shown that many of the younger group are attracted by personal contacts, and an increased senior group might result in further increases in the younger group. — *Yardley Beers, W0JF, Boulder, Colorado*

AMATEUR Q

☐ A point was brought out in August *QST* that seems to completely resolve the incentive licensing issue. William S. Grenfell, W4GF, Chief, Rules and Standards Branch, Amateur and Citizens Radio Division, FCC, quoting the Commission said "It is altogether clear that justification for the continued allocation to the amateur radio service of a substantial portion of the (radio frequency) spectrum in the face of important demands by other radio services can not be founded on anything other than a continuing movement of the amateur service toward the goals specified in Section 97.1 of the amateur rules."

To me, the above quotation leaves no doubt, no argument, no issue, no nothing! We must upgrade the amateur service or lose some of our frequencies. I urge all amateurs to read W4GF's very informative article, and ponder the many points he brought to our attention. — *Al Jones, K4GZT, Rural Hall, North Carolina.*

FM FREQUENCIES

☐ There is a definite need for standardization of repeater input and output frequencies and simplex channels. Anyone who travels a bit can tell you how frustrating it is to arrive in a large city where you

know there should be some fm activity, yet be unable to find the locally used frequencies. I have no suggestions to make on particular frequencies, after all, someone will have to buy some new crystals. I am only interested in the ARRL establishing standard frequencies, at least for future installations of repeaters. In areas where there are a number of repeaters, obviously they cannot all operate on the same frequency, but the fm people in these areas should not overlook the possibility of multiple input and output frequencies or connecting a number of repeaters together for simultaneous operation. The main idea of my suggestion is that no matter where a ham with an fm rig may find himself, he will know that there are some standard frequencies which are being monitored by the local bunch. — *Glen Reid, Jr., K5HGB, Pasadena, Texas.*

NOVEMBER 22 — ACT II

☐ This is my farewell to ARRL. At 79 years I am no longer able to compete in incentive licensing.

I note the membership is dropping, and that fewer people are showing interest in ham radio. I also note that the developing nations and others are hungry after the amateur frequencies — well, so be it!

Good bye, ARRL! — *E. W. Sears K6QQI, Santa Rosa, California.*

☐ In response to your column, "It Seems to Us," appearing in the August issue of *QST*, I should like to submit the following: Accordingly and in all probability, phase II of the incentive licensing program will go into effect in approximately three months, and once again, a large segment of our amateur operators will be affected by the changes.

While it is certainly recognized by many involved in our hobby that incentive licensing has increased the number of up-graded licenses, it has also dampened the spirits of many other long-ago licensed hams. I particularly speak in behalf of the many old timers. While I believe all amateurs desire the highest grade license available, some of these old timers, who are very knowledgeable and have contributed much to the advances and successes of electronics, just find it impossible to upgrade their skills. It is a well known fact that age, physical condition and emotional factors enter into and play a major role in attaining various degrees of achievement. Some old timers cannot pass an examination — not because they lack the information required, but because the emotional pressure of nervousness, apprehension and lack of confidence become overriding influences. — *V. L. Mandelstamm, W3ADS, Silver Spring, Maryland.*

☐ . . . Please let discussions on reserved spectrum space for higher licensees bear in mind that there is a gain for incentive in not having the reserved space very much used. It is a pleasure to go into that space when QRM is rough, and that is a good reason for up-grading one's license! — *Michael D. Lyons, W0PG, Broomfield, Colorado.*

☐ My XYL, W1IQT, and myself wish to say we are against incentive licensing. We now both hold

General licenses. Listen on the bands most anytime, and you will hear most Advanced and Extra Class amateurs in the General portion of the bands. I talk with hundreds of Extra Class and Advanced men and most of them agree with us. — *Elwood W. Brewster, W1CCM, Grafton, New Hampshire.*

¶ I know the League feels somehow obliged to make a recommendation to the FCC . . . and this will be touchy. My hope is that the FCC will go ahead as scheduled with the full incentive program . . . at least for a year faced with the loss of another 25 kHz, I think at least half of the active hams who are sitting it out will give upgrading a try. If after a year the number of Extras and Advanced has not shown significant growth, then perhaps the FCC could roll back the limits to their current specifications. — *Edward Yadzinski, W2DNZ, Buffalo, New York.*

¶ I strongly feel the new licensing laws are a wonderful thing for our hobby. They are having the desired effect and will continue to do so in the coming years. It was a difficult and unpopular position for you to take, but I feel you made a very wise decision and I thank you.

I also think it would be a terrible mistake *not* to continue the band subdivision this Fall. The final phase of the band splitting was planned, I feel, to add incentive for those who are seeking the higher grade licenses. To fail to give additional privileges to higher grade license holders as originally announced would tend to depress and discourage those of us who have obtained or are seeking extra band rights. — *John Teeter, W8SSL, Marion, Ohio.*

¶ I know that in the past you have mentioned some amateurs 13 or 14 years old and others 70 to 75 who have passed the Extra Class examination and to all those amateurs, my congratulations. However, this amateur has taken his last FCC examination of any kind, including the Amateur Extra Class. Your incentive licensing plan has caused this amateur to lose all interest in amateur radio as I have not had a QSO on the ham bands in over a year. — *Walter Mayer, Esseville, Michigan.*

¶ It seems that amateurs radio is being turned into a profession where the best technicians and the most skillful operators are mollycoddled at the expense of the average everyday John Q. Ham.

I was always under the impression that amateur radio was a hobby which anybody could enjoy but now you are limiting its full enjoyment to the aforementioned people. Come November another 25 kHz will be taken from the Generals on 40 meters. This will leave a total of 50 kHz for the Generals. The resultant QRM will be of gigantic proportions. Anybody who would like to sample this can do so ahead of time by tuning through the 40-meter Novice cw band during early winter. Imagine how much worse it will be with the wider bandwidths of phone compared to the smaller cw bandwidth. — *Bernard A. Poskus, WA9ZDO, Kankakee, Illinois.*

¶ Let's face it, OMs, incentive licensing seems to be the only way to keep everyone from crowding into the lower 10 kHz of the cw and phone bands. Now instead of griping about lost privileges why not study a little bit and see how much more gratifying an Extra Class ticket can be than spouting off all that hot air about unfair rules and regulations. *Dennis Wallace, WA5GLY, Corpus Christi, Texas.*

¶ I think most of the hams are like myself; ham radio is just a hobby which we all enjoy. I do not desire to become an expert at radio; I don't have the time nor do I care knowing much about it.

For my part you can forget incentive licensing all together. I'm from Missouri and you have to "show me" how taking away something I already have is doing me some good. — *Dave Rust, WA0LKF, Cabool, Missouri.*

¶ I think that it is the second 25 kHz that gives the real incentive. You can live without 25 kHz but 50 is another story. I think the number of Extra Class operators will increase greatly after November 1969. — *Jan Williams, K2PPT, Buffalo, New York.*

¶ I have tried not to add to the din, but will respond to your invitation in August QST to comment on the incentive (or insensitive) licensing program. I think the whole thing is an ineffective and valueless piece of thinking. Twenty-five kHz have been squeezed out of the bands and those who have qualified themselves to use these "exclusive" segments are not doing so, but simply adding to the QRM in the General Class domain.

If the directors want to intelligently serve the hams let them explore ways to expand the bands — not contract them! *Harvey J. Hanreddy WB6ENE, Walnut Creek, California.*

W6ZH

¶ I would like to tell you of the first time I met W6ZH, and of a story he told me at the time.

This was in the early 1950s, HHjr. was Undersecretary of State, and I was a civilian employee of the military. My boss, a Colonel, had an appointment with HHjr., and asked me to go along. We were admitted on schedule for our audience. The business dragged on past the time allotted, and other visitors were kept waiting; finally we concluded the official discussions. As we were rising from our chairs the Colonel mentioned that I was a ham. At this point our host reseated himself and he and I talked while the Colonel just watched and listened!

When HHjr. discovered that 144 MHz was my favorite band, he told me of his station in California, which included 2-meter teletype facilities. Then he got to talking about hearing aids. He told me that while his father was in the White House and he was attending college, he used a home-made hearing aid assembled in a cigar box. The mike was a "single-button carbon" acquired at a drugstore just a block from the White House! — *William L. Smith, W8GKP, Spencerville, Maryland.*

BROAD RECEIVER?

¶ Three years ago this month I retired and at the time I got away from strictly 75-meter phone and went to chasing DX as I did before the war. This time on phone. What a rude awakening! The very reason we pioneered ssb was to cut down the bandwidth required for communication and to listen to and examine some of these boys on 20-meter phone is a sickening thing. On many occasions I have talked to some of these boys with 6 and 8 kHz bandwidths and have been told that they have to make noise to be heard in pile-ups, etc. Many times they tell me it is my receiver. After 21 years of sidebanding, I can tell them better but it seems to do no good. Every time you hear them, they still are 6 to 8 kHz wide with their speech clippers and processors. — *Dick Long, W3ASW, Hummelstown, Pennsylvania.*

QST

CONDUCTED BY BILL SMITH,* K4AYO

Odds and Ends

THIS is one of those months when an editor wonders what he should write about in particular — and nothing comes to mind except a few rambling thoughts.

An autumn launch of the Australis-Oscar 5 ten- and two-meter-beacon satellite is presently being scheduled by Amsat. An earlier launch had been pursued by Project Oscar, but unfortunately, a launch did not materialize on the West Coast. Operating details of the satellite were given in August *QST*, pages 69 through 72. While this package is not a repeater satellite, as were Oscars 3 and 4, many useful results may be achieved through observation of the signal characteristics and study of the telemetry data. Australis-Oscar 5 will also serve to introduce a whole new crop of vhf's to amateur satellites. An article on tracking the satellite appears on page 54 of this issue; watch League Lines and W1AW for launch information.


FCC remains silent on the November 22 implementation of the remainder of the so-called incentive licensing act. Despite rumors to the contrary, there is no reason at this time to believe FCC will not go ahead with the act. Technician and General Class licensees will be moved above 50,250 leaving the lower 250 kHz. of the six-meter band to the Extra and Advance Class. There is widespread disapproval of this action among six-meter operators, but FCC had not responded favorably to filings requesting a freeze on the present six-meter allocations.

Six-meter watchdog, Bob Cooper, also notes a FCC variance allowed the Utah State University College of Natural Resources. FCC directed its Chief Engineer to issue temporary experimental authorization for the college to use 50.0 to 50.7 for *jackrabbit* telemetering transmitters during the month of October. The school is doing a study on jackrabbits in a remote area of southwestern Utah and small six-meter transmitters will be attached to the animals. FCC noted the school's project was well underway before learning the frequency range was allocated to the amateur service. Mr. Cooper queries, "How do you QSL a jackrabbit?"

We also note strong favor to allow Technicians c.w. use of 144.0 to 144.1, but mixed reaction to their use of a portion of the 10-meter band.

The Central States Vhf Society held its annual conference in Boulder, Colorado the third weekend of August. Ninety-nine vhf's registered for the third annual session. A breakdown of the call

*Send reports and correspondence to Bill Smith K4AYO, ARRL, 225 Main St., Newington, Conn. 06111.



John, KH6GHC, provided much DXcitement from Hawaii during the past two years. Look for him now as he travels through South America armed with a 50-MHz. transceiver.

area participants indicates the scope of this conference: W1 — one (W1HDQ), W2 — two, no W3s, W4 — one, W5 — eleven, W6 — nine, W7 — eleven, W8 — two, W9 — nine and forty W0s. There were no VEs or other DX present. Those who totaled those numbers didn't get 99, the other 13 were portable types.

F.m. interest was in evidence at the conference, and a discussion of its merits was included in an after-dinner talk by *QST* Vhf Editor, W1HDQ. You will note later in this column a light treatment of the f.m. scene. This is because of little response thus far from the f.m. operators. F.m. news is beginning to trickle in, however, and we shall endeavor to give coverage to the field whenever information is made available.

Another area of discussion was the organization of DXpeditions to the more "rare states," where there is little permanent v.h.f. activity. This is a controversial proposal in that it appears to favor stations within normal tropospheric range of the temporary station. Perhaps missionary work in the interest of permanent operation in these states is to be preferred, as in the case of W7ZC in Utah.

Next year's conference will be returned to its state of origin, Oklahoma. We'll have a pictorial report on this year's conference next month, and I look forward to similar treatment of other v.h.f. meetings if the pictures are made available.

Each month I'm faced with the problem of lead material. I have attempted to present a well-balanced column aiming towards different interest segments of v.h.f. Those who have written monthly columns know the difficulties in

presenting something fresh and interesting each month. I would welcome such material, especially in the area of time domain reflectometry measurements of coaxial cable and connectors, unusual propagation, f.m., amateur television, new communication techniques, and so forth. The material need not be in finished form.

OVS and Operating News

50-MHz. Es has ended for another summer. Generally speaking conditions were good, but not quite as favorable as the past two or three years. Here's a check of conditions around the U.S. by call area WA1DPX, Mass., caught many July openings, highlighted by a contact on the 8th with K8CLA/Ø in North Dakota, VO1DW on the 9th, and XE1PY on the 19th. WA1DFL, also Mass., nailed W6ANN, K3GAU/KP4 and heard XE1PY in July. WA2BBS did well during July, working W7VDZ, Wyoming; K7TLX, Utah; K5EFW, New Mexico; WØIT, South Dakota; K3GAU/KP4 and H8XDS! W2MPK found a Caribbean opening July 26, working KP4DEC, K3GAU/KP4 and H8XDS. WB2RBG caught the same opening, and CO2DI on the 21st. Howard also worked 7s on four days in July. WB2VFX worked Utah's K7TLX on July 4. WA3JDT noted several openings. No reports were received from the 4th and 5th call districts. In Cali-

RECORDS	
Two-Way Work	
50 MHz.: LU3EX — JA6FR	12,000 Miles — March 24, 1956
144 MHz.: W6NLZ-KH6UK	2540 Miles — July 8, 1957
220 MHz.: W6NLZ — KH6UK	2540 Miles — June 22, 1959
420 MHz.: WØDR — K2CBA	1185 Miles — July 16, 1969
1215 MHz.: W6DQJ/6 — K6AXN/6	400 Miles — June 14, 1959
2300 MHz.: W2BVU/1 — K1DRB/1	225 Miles — Aug. 30, 1968
3300 MHz.: W6IFE/6 — W6VIX/6	100 Miles — June 9, 1956
5650 MHz.: WA6KKK/6 — WB6JZY/6	179 Miles — October 15, 1966
10,000 MHz.: W7JJP/7 — W7LHL/7	265 Miles — July 31, 1960
21,000 MHz.: W2UKL/2 — WA2VWI/2	27 Miles — Oct. 24, 1964
Above 30,000 MHz.: W6FUV/6 — W6ICJ/6	2.3 Miles — Feb. 9, 1969

fornia, WA6WKF had a contact with W1HDQ/7, Wyoming.

Activity reporting from 7s has increased. K7ICW, Nevada, reports openings on twelve July days. Al worked VE2AIO on the 10th, and XE1PY on the 13th. W7JWJ, ARRL SCM for Washington, says July openings produced contacts into Alaska and as far east as New York and Pennsylvania. WA7FVT, Tacoma, worked KL7GLL on August 3. WA7GFP, Oregon, reports a July 30 contact with Colorado. WA8YHN had July contacts with several Seattle stations on the 4th, KP4BCY and K3GAU/KP4 on the 26th and again to Puerto Rico on August 1. WA8VBK's July activities produced California contacts on the 4th and 10th. Late reports of June contacts were received from WA8RCN, K8HXW, W8NOH and WG8BOL. No 9s report E openings, but Iowa's WØPPF notes Colorado, Nevada, Utah, New Jersey, Washington and VE6AHE on July 4th and 5th. Jim says K8CLA/Ø North Dakota, wants 50-MHz. scatter schedules. Write Tom Case, 3200 Whiteman, Grand Forks, AFB, North Dakota 58201.

At Sitka, Alaska, KL7GLL says previous reports that he had Arizona contacts on June 19 were incorrect. On August 4, between 0327 and 0447 GMT, KL7GLL worked W7OI, K7GWE, K7BBO, K7VNU, K7LEY, W7BOM, K7NDF, W7ZOW, W7ZPS and W7FN. Gene nearly worked WAØLIK, Colorado, who didn't acknowledge Gene's report. Gene has done much to give us a crack at an elusive KL7 contact. VE2DFO, Quebec, noted multi-hop openings to W7s on July 4 and 7.

WA6SXM has sent QSL proof of a May 27 contact with Australian VK8KK. Signals were marginal, and VK8KK, using a 9-element 30-foot Yagi, confused the WA6 with JA6, which he works fairly often from Australia. The contact was made on two-way s.s.b. on 52 MHz.

A lengthy letter from G3JVL describes 6 and 4 meter activity in Europe and Africa during the past several months. Mike reports logging ZE1AZC and ZS3B, both Africa, in March. In April, Mike again heard ZE1AZC, and says that SV1AB, Greece, logged ZB2BC and ZS3B, on March 23. Around the same time, ZS3B heard the beacon of ZK1AA. On

2-METER STANDING

W1JSM	.35	8	1400	W5HFV	.27	10	1285
K1ABR	.34	8	1478	W5MCC	.25	8	1430
W1AZK	.34	8	1412	K5PTK	.18	6	1300
K1FTV	.32	8	1319				
K1WHT	.31	8	1300	W6GDO	.18	5	1326
K1WFB	.29	8	1300	W6WSQ	.15	3	1390
K1UGQ	.29	8	1280	K6HAA	.13	4	1380
K1BKK	.28	7	1275	W6NLZ	.12	5	2540
W1VTU	.26	8	1286	K6YJO	.12	4	1240
W1JH	.24	7	1130	K6HMS	.11	4	1258
W1HDQ	.24	7	1040				
K1MTJ	.20	7	1225	W7JRG	.27	6	1320
K1JIX	.18	6	800	K7NII	.24	5	1290
K1RJH	.17	7	1450	K7ICW	.16	4	1246
W2NLY	.37	8	1390	W8PT	.41	9	1260
W2CKY	.37	8	1360	K8DEO	.32	8	—
W2ORI	.37	8	1320	W8IDT	.31	8	1150
W2BLV	.36	8	1150	W8IDU	.27	8	1150
W2AZL	.36	8	1380	W8NOH	.26	8	1165
W2PGK	.33	8	1340	W8TIT	.24	8	1000
F2RTH	.32	8	1252	K8ZES	.22	8	675
W2CRF	.26	8	1270	W8SVEG	.13	6	465
W2CNS	.23	8	1150				
W2DW	.23	6	860	K9SGD	.42	9	1300
W2EMB	.22	8	1335	W9ADOT	.41	9	1303
W2DNR	.22	7	1200	K9AAJ	.41	9	1200
WB2FXB	.21	8	915	K9TIF	.41	9	1150
K2YCO	.20	7	750	W9AAG	.39	9	1200
W24PMW	.19	6	1000	W9YYF	.35	8	1050
				W9IFA	.33	8	1060
W3RUE	.36	8	1100	W9BPB	.32	8	820
W3KWH	.35	8	1335				
W3GKP	.34	8	1108	KØMQS	.45	10	1590
K3CFA	.25	8	1200	WØBFB	.15	0	1380
W3BDP	.25	8	1100	WØNXF	.12	10	1326
W3BHG	.22	8	1140	WØDQY	.41	9	1300
W3HLS	.21	8	1310	WØLFE	.38	9	1040
K3ØBU	.21	7	930	WØLER	.36	9	1250
W3LHF	.19	6	700	WØEVE	.35	9	1380
WA3GPL	.19	6	625	WØENC	.31	9	1344
W3TFA	.18	8	1342	WØLCN	.28	8	1000
				WØDRL	.25	9	1295
W4HJQ	.39	9	1150				
W4WNH	.38	9	1350	F8DO	.1	1	5100
W4HHK	.38	9	1280	KH6UK	.2	2	2540
K4EJQ	.37	8	1125	ØH1NL	.1	1	5850
K4IXC	.36	8	1403				
K4GL	.36	8	1325	VE1AUC	.7	2	500
K4QIF	.35	8	1225	VE2BGJ	.17	6	975
W4KRB	.34	8	1325	VE2DFO	.13	5	960
W4FJ	.34	8	1150	VE2HW	.11	5	800
W4VHH	.33	8	1100	VE3EYC	.33	8	1283
W4AWS	.29	8	1350	VE3EHL	.31	7	1250
				VE3ALB	.29	8	1340
W5UGO	.42	10	1398	VE3ASO	.28	8	1235
W5RCI	.42	9	1289	VE3EUV	.25	8	1100
K5WYZ	.36	10	1450	VE7BQH	.6	2	1248
W5AJG	.33	9	1360				
W5UKQ	.29	8	1150	VK3ATN	.3	3	10417
W5LO	.28	7	1254				

The figures after each call refer to states, call areas and mileage of best DX. Revised August, 1969.

April 6 and 10, SV1AB worked ZE7JX and ZS3B, crossband, 21 to 50 MHz. G3JVL and G3PLX have built a solid-state triple-frequency 5-watt beacon. The transmitter is on Gibraltar, beamed north on 50.009, 70.311 (Europe's 4-meter band) and 145.130. Mike says a group of South England vhfers have asked their government for use of 50 MHz. during non-television hours, but the result of their petition is uncertain. Mike also wonders if some North American could put a beacon on 50 MHz. aimed towards Great Britain.

On June 24, G3JVL worked TF3EA, Iceland, on 4 meters, running 50 and 15 watts respectively to 4-element Yagis. This contact was on *Es* and Mike says *Es* this summer in Europe was poor, not at all comparable with the past two years. Thanks for your letter, Mike, we look forward to your next one.

Our printer gremlins have been at work, but let it be known that W6ABN has worked and confirmed 50 states on six meters, regardless of the missing asterisk in the April states worked box.

Swany, HI8XDS, left the Dominican Republic in late August. He has returned to Vancouver, British Columbia and his old call of VE7AFL. Swany says he enjoyed much being 50-MHz. DX from the Republic, and that he has answered all QSLs. I wish there was some way to encourage more operation on six from the Caribbean. Conditions there are excellent, but there is little interest on behalf of the islanders.

In Canada, VE2DFO mentions poor QSL returns from the United States, and even less return to requests for 144-MHz. schedules. VE2HW has a new 6-element Yagi perking on six, and worked into Nebraska in July, running 5 watts of s.s.b.

W6YKM says the West Coast 6-meter Scatter Net is looking for new blood. Stations from Seattle to Los Angeles participate, but Fred didn't mention the days, times or frequency.

K7ICW is writing off six meters for the remainder of this sunspot cycle maximum. Al says indications to him don't look favorable for any *F-layer* farther north than 30 degrees latitude. He says his tip-off is the total lack of triple-hop *Es* this summer at his latitude of about 35 degrees north.

From Florida, I note multi-hop *Es* this summer three-to-one better than last summer, with numerous openings to the west coast, below 30 degrees, and still a good number to northern California, Oregon and Washington. Stations in New England also enjoyed good periods of multi-hop to the Far West. Al says he expects aurora conditions to greatly improve this fall in the northern latitudes.

144-MHz. DXers were well treated by the August Perseids meteor shower. Although the shower wasn't

220- and 420-MHz. STANDING

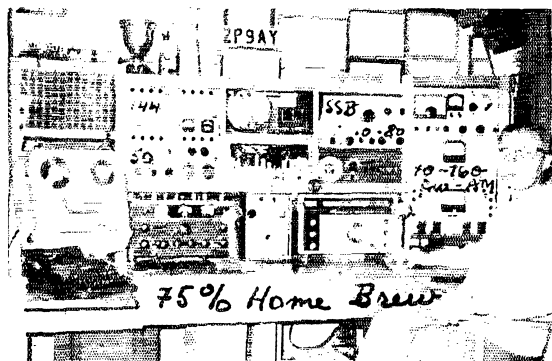
380 MHz.			420 MHz.		
W1HDP... 13	5	450	K2YGO... 8	6	550
K1JIX... 12	4	600	W2GNS... 7	5	525
K1BFA... 8	3	225	W2BEU... 6	4	220
			W3RUE... 14	7	585
K2CBA... 17	5	1090	K3IUV... 10	4	310
W2DWJ... 15	5	740	W3DJG... 9	4	400
K2JNR... 13	5	600	W4FJ... 20	7	995
W2BEU... 12	5	325	K4QLF... 17	6	1065
K2RTH... 12	4	600	K4EJQ... 12	5	550
W2CRS... 10	4	340	K4NTD... 9	2	835
W3OJG... 14	5	460	W4HJZ... 6	3	560
W3RUE... 10	5	480	K4GL... 5	2	450
K3IUV... 10	4	310	W4VHH... 5	1	450
K4IXC... 3	3	1090	W5RCI... 19	6	880
K4GL... 3	2	---	W5ORH... 12	4	700
W5RCI... 10	5	910	W5AJG... 7	3	1010
W5TG... 3	2	1050	W5UQK... 6	2	590
W5LO... 2	2	860	W5AWK... 3	2	222
W6WSQ... 4	4	945	W6DQJ... 4	2	360
K7ICW... 4	2	250	K7ICW... 4	2	225
W7JRG... 2	2	950	W7JRG... 2	2	420
W8T... 11	6	660			
W0EYE... 8	4	910	K8DEO... 17	6	625
VE3AIB... 7	4	450	K8REG... 16	6	825
			W8VX... 15	8	660
			W8MNT... 13	7	600
			W8RQI... 10	6	325
			W8VHO... 7	5	415
			W8VWF... 7	4	450
			W9WCD... 18	7	825
			W9HTV... 16	7	580
			W9AAC... 14	5	800
			W9AKT... 12	6	560
			K9AAJ... 12	5	425
			K9CNN... 12	5	---
			W9JY... 8	4	500
K2CBA... 16	8	2870	W0DRL... 18	6	1185
K2ACQ... 14	8	925	W0LER... 8	3	709
K2UYH... 16	6	718	W0EYE... 6	2	425
W2CILL... 15	6	693	VE2HW... 4	3	750
W2BLV... 13	5	500	VE3DKW... 12	7	940
W2EMB... 12	6	720	VE3FZC... 7	5	510
W2DWJ... 11	4	330	VE3AIB... 5	4	450
K2YCO... 9	6	525			
W2RUE... 9	4	280			
K2RIW... 9	3	---			

as good this year as it can be, the peak on the 12th was sharp and produced several excellent bursts. By call area, here's a look at the results.

Connecticut's K1HTV climbed to 32 states from his new location. Rich worked K0MQS, on both e.w. and s.s.b., and W0NXF, Nebraska. W1FJH cicked with K0MQS, K4IXC and K9IMX/4, Alabama. Schedules with W5HFV and W5UGO, both Oklahoma, produced poor results. K1ABR, Rhode Island, worked K0MQS, W0RLI, WA9DOT and W9VWY. W9VWY was running 120 watts of s.s.b. and stacked 11-element Yagis. K1HTV's neighbor, W1VTU, worked four new states, W9VWY, W0RLI, K9IMX/4, and W0LFE, all on s.s.b. John monitored the i.m. broadcast band for meteor activity indication. He suggests this as a means to keep check on random meteor activity. K2RTH worked W0EMS, Nebraska, W5HFV and W5RCI. WA2CJK worked North Dakota's K0-AWU. No 3s report contacts.

In South Carolina, K4GL moved to 36 worked by virtue of K1BKK; W0ENC, South Dakota, and W5LO, New Mexico, 1325 miles. Jack says new business activities may slow his v.h.f. activity for awhile. The Oklahoma Cowboy, W5ORH, worked K7VTM, Wyoming, and K6JYO and W2CUX on s.s.b. Jay remains secretive on his states totals, but I bet he is about to surprise the current leader. K6JYO reports, also the contact with W5ORH on a 45-second burst. And K6JYO worked W5UGO which, he reports, is Larry's 44th state, but no word from Larry on this. Take note, Cowboy. Other Perseid contacts by K6JYO include VE7BQH on s.s.b. and K7VTM, Wyoming. Now here's a good one,

ZP9AY in Paraguay has been a popular fixture on 50 MHz. for years. His mostly homebrewed station is shown here as pictured on his QSL. (photo via KH6GHC)





W6GDO worked KL7GMB, Alaska, on August 12! Need we point out that this is the first California to Alaska 144 contact? KL7GMB is WA7DUL from Reno, Nevada and was vacationing near Ketchikan.

WA9DOT had an August 4 m.s. contact with VE2DFO. W9YYF worked VE2DFO, W1FJH and K1BKK. W9YYF offers m.s. schedules to anyone, but doesn't appreciate 70 per cent of those he asked for schedules ignoring his letters. Jack suggests a column listing of 2-meter frequencies and schedule candidates. Jack, with all the v.f.o. use nowadays, I doubt the list would be of much value — and I don't know the answer to getting schedules other than the 75-meter net or a telephone call.

Just before moving to his new home near Delta, Iowa, (There's an unheard of town, even to this Iowa native, which will soon become famous!) K0MQS called a Perseid CQ on 144.1 early the morning of August 12th. He then proceeded to work K1HTV, W1FJH, K1ABR, and W1VTU in the next 90 minutes! Dick also identified replies from W2AZL, K2RTH and WA1JTK. Not bad for an idle CQ on 2 meters. Dick also worked W7UBI, Idaho, for his number 45 and top spot nationally on 2 meters, squeezing past W0BFB. That's going some in four years! Dick says W7RQT is now active in Salt Lake City with a kw. and collinear.

From Canada, VE3BQN reports Perseid contacts with W0DRL and K5WXX. VE7BQH worked K6JYO and adds that W7EKI, Oregon worked W6GHV. During a schedule between W7EKI and K0MQS, VE7BQH logged a burst from K0MQS, with complete calls, a 1520 mile path! For those who want to schedule W7EKI, write Larry Liljequist, Route 1, Box 792, Salem, Oregon 97304, or phone him at 503-363-3014. VE2DFO worked K0MQS and offers schedules. Don runs a kw. and 40-element collinear. Write Don Falle, 598 Chester Road, Beaurepaire, Quebec, Canada, phone 514-695-9392.

Another report on that mid July tropo session comes from WA2BCY. Ross worked Illinois, Wisconsin and Ohio with 20 watts. Other tropo reports were received from W1MX, W3BDP, K4EJQ and W0MOX.

432-MHz. was examined during the Perseids by W0DRL and K2UYH. They proved the experts wrong, there is useable m.s. at this frequency, and although they didn't make a contact, their results are highly encouraging. W0DRL writes that they began schedules on August 10, 0900 to 1000 GMT. Both he and K2UYH heard weak pings and bursts,

DX similar to this will be workable again this fall on 50 MHz. from the lower-latitude states via the TE mode. How many can you add to this small collection?

but nothing identifiable other than signal characteristics — Al says who else would be on 431.998 at 4 a.m.? On the 11th, little was heard, but at 0945 GMT on the 12th, W0DRL got an 11-second burst from K2UYH consisting of complete calls! The signal was 20 to 25 db. above the noise. K2UYH heard pings and the "S2" report W0DRL was sending him. The 13th produced nothing. The path distance is 1142 miles. W0DRL runs a measured 300 watts output and a 44-element Tilton Yagi array. K2UYH has 500 watts output and sixteen 6-element Yagis.

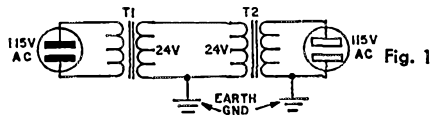
In the standings, we have three new call area leaders. K3EAV/1 in Rhode Island enters the box with 14 states and submitted the cards as proof. Bill runs 500 watts and a 64-element collinear. Competition is tough in the second call area. Jud, K2CBA, is now atop the heap, with 17 states, by working W3UJG, Maryland. He is closely followed by K2ACQ who worked W0DRL and K3EAV/1. K2UYH has been bumped to third place, but probably not for long.

In Ohio, K8REG moved to 16 states during an August 20th tropo session by working Maryland's W3UJG. Vince also worked W3NG, VE3DSE and VE3BQN the same evening. K9CNN entered the box via mid July session. He has worked 12 states from near Chicago. WA9NKT raised his standing to 12 also during the same period. He added K4EJQ, W3RUE and K2ACQ.

And a new Canadian leader emerged. VE3DKW worked the July opening to reach 12 states. A 940-mile contact with W0DRL was his best DX. VE3DKW runs a 4CX250B cavity and 32-element collinear.

Lightning Protection for V.H.F. Repeaters

Many v.h.f. repeaters located on remote mountain tops have been subject to lightning coming in on the power lines. This will generally appear as a fat spike in the power supply, which can easily knock out some components. Commercial lightning arrestors installed at WA0SNO, the Pueblo repeater, did not keep the station from being put off the air in the summer months by lightning coming in on the power lines. There has been no further trouble of this kind since the installation of two big 24-volt transformers back-to-back, as shown in Fig. 1.



Any matched pair of transformers with low-voltage secondaries can be used; just be sure that they are big enough to handle the repeater load. The earth grounds shown are separate ground rods, and should not be connected to the existing ground system. Robert D. Shriver, WA0UZO, PO Box 969, Pueblo, Colorado 81002

A FET Tone-Keyer

Norm Foot, WA9HUV, has designed the first FET tone-keyer that has been brought to my attention. Such a device is useful to the DXer who runs c.w. schedules or calls numerous CQs. It rectifies the audio output from a pre-recorded tape and keys the transmitter, allowing automatic transmission.

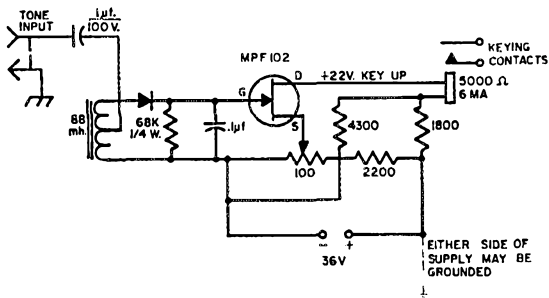


Fig. 2—An FET tone-keyer designed by WA9HUV. Construction of the device is described elsewhere in this column.

The circuit, Fig. 2, is quite simple. The 1- μ f. d.c. blocking condenser and the 88-mh. toroid step up the recorder audio output and provide d.c. isolation. The diode rectifies the tone signal, and drives the FET from cut-off to saturation. The 4-ma. drain current is enough to operate the relay. The 100-ohm bias control adjusts the zero-signal current drain. WA9HUV says careful adjustment will allow keying speeds of up to 30 w.p.m.

Norm powers the circuit with the 36-volt d.c. supply he uses for antenna switching and safety inter-lock circuits on his 432-MHz. kw. The MPF-102 is rated at 25 volts source-drain voltage maximum so in Norm's case the resistive dividing network is necessary, but a lower supply voltage or a zener diode could also be used

Contest Handicapping

BY ALBERT KAHN, K4FW,* exWB8DU


Most competitive sports have handicaps to equalize the chances of the players. Golfers average their historical scores, sailors use a complicated formula based on boat dimensions to determine sailing time. Even professional football teams use draft selection to favor the weakest teams. Why not handicap amateur radio contesters?

Not power or antennas, for these seem to make little difference between contestants. The psychological factors are what really count. Balancing these by score multipliers would make an even contest and narrow the gap between high and low scores.

The state of mind transcends one's physical well being. Contesting is a breeze if one can concentrate on the business at hand with joie de vivre rather than a feeling of guilt for neglecting family or job. If the bands are hot, the XYL and family happy, you have just had a pat on the back from the boss, your 100 watts and dipole will turn into 10kw. and rhombics. In sailing competition there is an old saying, "A happy boat is a winning boat." This is also true in amateur radio.

The multipliers are well known by all contest men. As a starter I shall recommend that the following be considered by the contest committee:

- 1) The XYL yells through the din, "My folks just dropped in for a visit. You know they don't understand amateur radio. You better come in visit with them." Add 10%.
- 2) You are getting ready to leave the office for an early dinner before a DX contest. Your boss calls you in and regrets to tell you that you are fired. Add 15%.
- 3) Your daughter walks in just as you start to run a string and says, "Mother said you should drive me to play practice and pick me up at eleven." Add 5%.
- 4) You decide to sleep late on Saturday morning and be fresh for SS contest. So you read until



3:00 A.M. At 7:30 A.M. you get a long-distance call from an insistent customer and you can't go back to sleep. Add 5%.

5) Friendly visiting hams drop in "to see you operate." Add 1% for each half hour.

6) As you start the contest a bearing falls out of your key paddle and evaporates. You half fix it. Add 2%.

7) "The furnace is out, "the car won't start, "someone is calling about TVI again, "a man is at the door about the car payment." Add 2% for each.

8) A couple of days before the big contest your XYL says sorrowfully, "Dear, I have some terrible news. I forgot all about the contest and accepted a dinner and bridge invitation at the Smiths. It is too late to refuse. You'll just have to give up a few hours." Add 20% or consider a new hobby such as collecting china dogs.

With these additions to contest rules, everyone will have an equal chance. With the way things have been working for me these days, 10 QSOs plus these proposed multipliers, I would be world high.

* Old Cartertown Road, Gatlinburg, Tenn. 37738.

How's DX?

CONDUCTED BY ROD NEWKIRK,* W9BRD

When:

What has amounted to scarcely more than an inconvenient tease becomes really incentive on the 22nd of next month when the Federal Communications Commission's Advanced/Extra frequency suballocations enlarge according to plan. If you're about set to hop down now for your exam you should be able to beat the deadline okay. If not, bandmarkers will need revision.

The DX gang seems to be taking our new regs in stride, long-haul interest and action booming as ever. No question, though, that the multiband hunt is much easier for A/E diggers and will become deliciously more so. If you have your reserved-seat ticket already, credentials soon doubly desirable, congrats! Not yet? Then good luck on your next try.

What:


The readers speak! Time to cool our Bandwagon in the barn and eavesdrop on the vast "How's" roundtable, your *vox DX populi*. QRM is a frantic blast, man, but there's comment comin' through the din.... "W8FXP, my friend of 20 years, visited me in Bucharest." — Y03RF.... "Glad to be one of your info sources while an editor of the Newark News Radio Club Bulletin." — L. Waite.... "This is the first time I've written to any department of QST." — W5EJ.... "Now 115/77 — getting close to DXCC!" — WA3JRA.... "Futile attempt to get KM6-BI's QSL came back postmarked by lunar landing ship *Hornet*." — DJ1CG.... "Help! Missed 3V8NC's handle and address." — W8RFZ.... "We'll try to enlist friendly cooperation to help keep 1825-1830 kHz. clear during DX periods." — W1BB.... "The 'AC4' I worked couldn't even spell Lhasa." — W7EKB.... "Phone-patch stations over here seem to me more 'commercial' than amateur." — KR6NL.... "A Rio Muni EA0 was a rather hot one for this poor DXer." — K3DFX/Ø.... "Will try to forward more DX data in the future." — WB2GVE.... "As you say, 15 c.w. really is a bucket of worms, short skip and DX." — WA9SQY.... "I'd rather rag-chew on 40 c.w. but DX can be fun." — WB4LAL.... "Line noise and home projects keep me almost QRT." — W7BE.... "No 'donations' accepted for my KA1 Iwo Jima operation." — KA9RC.... "Hope to be a regular reporter to your absorbing pages." — VE2DKJ.... "I'm willing and able to

be a QSL manager." — W6EKN.... "Lots of 40-meter c.w. DX goodies here in the land of big snows." — VE3GHO.... "HB9AKJ usually operates every Thursday around 14,250 kHz, at 1900 GMT." — WA3HUU.... "No takers yet on my QSL managerial offer." — WB2BHJ.... "Over-seas contest managers are reminded to give ARRL and QST at least two months advance announcement of forthcoming activities." — WIYYM.... "Madras Amateur Radio Society colleague VU2AI now works with W2AIW in the U.S.A." — VU2MV.... "WA7MKC's XYL Linda helps Joe with my Stateside QSL chores." — DL1RB.... "I'll try to report monthly." — WA1JHQ.... "When K4PHY gets on from TJ-land I'll handle his QSLing." — K4ZCP.... "Department of State's W4KIL is on special assignment covering all Africa north of the Congo." — W1IKE.... "Fs 2YZ 5HN 50J and 5QQ of 3V8AA fame sure made me feel welcome in France." — K9HKJ.... "Those post-war '40s were good old DX days." — PA6FLX.... "VK6-RS and XYL visited c.w. friends around the States this summer." — WA3EFH.... "Quite a chore to immediately answer all cards pouring through the ARRL Bureau but prompt reply is a ham's duty." — W8YGR.... "After repeatedly missing YA2HW1 on c.w. in 20-meter pile-ups he called me on 15!" — W9BF.... "Back in DX biz down Mississippi way after return from Vietnam." — W3JZJ.... "Joined DXCC last week after seven years of hamming and a new Extra." — WA9AOE.... "Milano time is one hour ahead of GMT." — I1ER.... "Big DX signals botch up my Novice QSOs." — WN2IBO.... "Columbus Day will see solemn ceremony in Genoa." — IØIC.... "Use of illegal EP callsigns by stations elsewhere is a threat to amateur radio in Iran." — EP2CB.... "KV4EY recovered his health okay and tried a trip to VP2VY." — W3HNK.... "Should have W4AAV back on the air before long." — ex-DX1AAV.... "KX6EQ/KC6 made about 150 contacts from Yap." — W2GHK.... "Band analyses (my favorite is 20) rotate too slowly in 'How's' but I can appreciate the space problem." — W5JPC.... "Decided to erect a beam and finish off DXCC on my summer break from N.Y.U." — WB2DZZ.... "Back on from Connecticut as W1HM." — ex-KV4GA.... "W9YYG/9 used 1810 kHz. from last month's 160-meter Reunion at Joliet." — W9UCW.... "Fifteen is still very open." — WN5YMV.... "Signed FW8AH on 20 sideband from May 23 to June 5, 1969." — FK8AH.... "Twenty-two years, 200 countries, and still no QSL from Sardinia." — W8BQV.... "Hope something is soon done about the Thailand QSO ban." — HS2JR.... "Just finished my 5B-DXCC hundred for 28 MHz." — WB4-EPJ.... "Grabbin' a few on 20 c.w. and 15 phone." — W9LNO.... "Bands so hot I barely find time for these reports." — K8DHT.... "Thought C31CI was the figment of an overactive imagination until I checked QST." — W5BZK.... "Postal regulations prohibit sending currency into many countries and it could be legally confiscated." — W2SAW.... "When I get my KP4 call I'll plan DXpeditions to neighboring islands." — WB4DLA/KP4.... "Poor location, 150 watts and dipole good

* 7862-B West Lawrence Ave., Chicago, Ill. 60656.

DL4QQ/PX (WA6PMK) and WA6QGW/PX provide your QTH of the Month, views of the picturesque Pyrenees republic of Andorra. Alan and Oliver ticked off 2800 c.w. and 200 voice OSOs on 3.5 through 28 MHz. in early May. Subsequent DXpeditioners to these mountains now sign the C31 prefix.





9M2KR rolls through on short or long paths with this effective DX layout at Ipoh. Dr. Ho needs only a few more states for ARRL's WAS diploma. (Photo via K6JXH)

enough for 152/146 countries worked/confirmed." — K3CRC. . . "Jacked-up prices of postage and *Callbooks* may make me try a less expensive hobby." — W5QPX. . . "Have QSLs for WAC but still need Miss., S. Dak. and Nev. for WAS." — WA1JKZ. . . "I'm WA3JHB in Pittsburgh now and the DX bug has the better of me once more." — ex-WA8PKG. . . "Many inquiries from W/K-VE/VOs concerning our new Cornish Award." — G2A YQ. . . "About ten years since I last reported to you." — K1JWZ. . . "I'm convinced that c.w. gets through when all else fails but accuracy is far more important than speed." — WN0VJG. . . "My XYL astutely observes that anyone as fendish as Murphy must have a cult of disciples and followers — beware!" — VE7BAF. . . "Wild-life movies are my second hobby." — ZS1JH. . . "Nevada boys say it's DX magic when they tack NEV on the end of a c.w. Q." — W6EAY. . . "5B-DXCC generates high interest in rare 3.5-MHz. activity." — TF2WLW. . . "Eighty quite impossible here due to interference from navigational aids." — 1K3DH. . . "When I receive my call from 'CC I'll organize a club to help serve as a 'welcoming committee' for foreign amateurs visiting New York." — ex-YO2BO. . . "HA5AM/am. QSOd the Indian Ocean, works as an airline radioman." — WA1FHU. . . "Retired from the Army a year ago but I've been too busy to get much DXing done." — W2BJQ. . . "OX5 calls are issued only to U.S. personnel at Thule Air Base." — OX5BG. . . "WAILHD/VE8 of the Baffin Ioran station wants New England QSOs." — WAIHAA. . . "Up to 31 countries on 15 c.w." — WN4JYB. . . "Been studying 10-, 15- and 20-meter DX patterns at UCLA's W6YRA." — WA6EQW. . . "One of these nights I'm going to try WCSI's 300-ft. tower on 160s." — WB9BUV. . . "A non-DXer why do I read your pages?" — W9IWI. . . "One of those W9DY 'Gus Machines' will let me sign off gracefully with my left foot." — K3AC. . . "After reading 'How's' for a year I finally began DXing on 15." — WN8-DSF. . . "Oh-oh — XYL now getting her license to out-DX the OM." — K4TWJ. . . "S.a.s.g. to me will obtain details on Northern Illinois DX Association's DX-oriented NIDXA Award." — W9DY. . . "DX stations may be interested in W-10-U. Georgia Southern Area Amateur Radio Society's certification for confirmed QSOs with ten university stations." — W4DQD. . . "Worked South America and Oceania from college on 75 with an HW-12 and Topper." — WA5IS. . . "Very busy at work so DX activity is slow down here." — W1SWX. . . "Fifteen-meter DX is my bag, man." — WN2HPB. . . "Passed 172/121 'barefoot sans beam.'" — WIARR. . . "Still trying to confirm 12 of my 160 countries on sideband." — W2DY. . . "DL4RM clubbers will DXpedite to Liechtenstein on the 11th-12th of this month. HB9 call as yet unknown." — DL4ER. . . "Hit your junkbox and deck out the XYL in some of the homebrew rigs on pp. 44-45, August 26th issue of *Look*." — WN9CJS. . . "Missing QSTs for January, February and March." — H1CTL. . . "Signed W9FLH from 1928 to '67; JAs and Oceania come harder in Florida." — WB4IGL. . . "Wish every 'new one' QSL'd as fast as W7HST/BR1, seven days from QSO." — W3BBO. . . "ARRL should issue awards to short-wave listeners." — B. Tindall. . . "W3KT is my close neighbor." — K3UXY. . . "Sorry for the long silence, Jeeves, but things have been pretty hectic here." — WA5PPZ. . . "Interesting gleanings on 20 c.w." — K3CUI. . . "Spent a year in Morocco so I've been watching for CN8s on ten." — K1HDO. . . "My DX interest has recently rekindled." — WA1JMR. . . "Piece of wire in the attic works most continents on 20 c.w." — K9-SRR/2. . . "My thoughts are turning to 5B-DXCC." — K1UHY. . . "Time to dump another load of multiband DX on your overburdened desk." — W1BGD/2. . . "First QSO with my indoor dipole was FB8XX." — WA2-YWR. . . "A month on 75 told me I was better off on 40." — WB4GTI. . . "My HX-20 really goes for 80 c.w.

DX." — WA1FNJ. . . "Reached 143/118 without QSLs from France and Belgium." — WA6JVD. . . "U1KAE/7 gave his location as 'South Schetlands.'" — W8IBX/2. . . "That DX bug bites deep on 20 c.w." — WA1KEX. . . "TF2WLS often can be found on the 14,332-kHz. ISSB spot." — WASRTB. . . "We're working plenty of DX from W6BAB, Pasadena City College station." — WB6-VVS. . . "QRP is much more challenging (and cheaper)!" — K8TRF. . . "QSLs from South America and Japan will complete my WAC." — WN2DRS. . . "Good signal-to-noise ratio on 160 with a three-foot-high DDRR hoop." — W1RAA. . . "Bands beautiful lately." — WN2FEL. . . "Hope ten-meter DX conditions keep hanging on." — K6CVA. . . "One once hooked can hardly give up DX completely." — WA7BOA. . . "Raised YN1CW on 20 while keying my 5-watt 5B-10." — K9YRA. . . "4X4FQ instructs a youthful electronics class thrice weekly." — K2BYB. . . "VK1AA learned his English back in the '20s." — WB2WOW. . . "Our power came from a generator loaned by DL4AF." — WA6QGW/PX. . . "There's room for good tail-ending when working DX expeditions." — DL4AQ. . . "V86AA plans on Labuan (9M6) this fall if the political situation permits." — K8UDJ. . . "Trying for NCDXC, San Francisco and San Diego DX awards." — 9M2KR. . . "First meeting of our Camel Drivers Radio Club was June 29th." — YA5RG. . . "OARC's KR6 Contest gives everyone a chance at Okinawa the 18th-19th of this month." — KR6TAB. . . "The nine-day duration should minimize contest pressure during RAL's October 4th-12th Lebanese DX Test." — OD5FB. . . "Many thanks to our League for what it is." — EL2-BT. . . "Operated at VK9s AM and FH in April and May." — WB6AJH. . . "C.w.-only here." — W6RXT. . . "Just got ZD5G's card for an August '67 QSO." — K6HWB. . . "Yours for more and better DX." — W6IDW. . . "G2ia BC and BT the F54AE boys, also used 6 and 2 meters." — W1BTU. . . "QSL to 'H2VA' came back marked 'unlicensed and unknown.'" — W3-EKZ. . . "I note more and more DX operators employing Statewide QSL managers." — WA9ZAK. . . "Receipt of U.S. postage is quite a problem for QSL managers in Canada." — WIETU. . . "Card from T1ERF via DJ48K arrived in seven days." — K3GKU. . . "Worked 113 c.w. countries in eight months with a mediocre vertical." — W5IB. . . "Enjoyed 103 QSOs from V7NA in May." — WA3ATX. . . "Have some snapshots of good old W68R for anyone interested." — K6OZL. . . "Hope to find time some day to resume publication of our club DX bulletin." — KPARK. . . "Was W1ZGH from 1950 to '68." — W5RBO. . . "Haven't used my G30GA call since '62." — VP9BK. . . "Already an eight-year 'How's' reader." — WA2VWG. . . "Here's another newcomer who likes DX." — WA9VBG. . . "Operated KR6QW for eighteen months." — K4WAG. . . "Ex-SV8WM intends a kilowatt from the Philippines." — K9CSM. . . "I offer to correspond from Colombia on amateur matters here." — HK7UL. . . "I previously did all my own QSL work but now need the assistance of W3GJY." — ex-EP3AM. . . "RST 459 from VE3AZY on 0.1 watt." — W6OA. . . "W1EVT's multiband antenna system is hard to believe." — WA6GQI. . . "I'm sure many ARRL members will be interested in our Worked All Britain award." — G3ABC. . . "Some day I'll write a set of hints on such operations as EA6ITU and what we learned about QSL handling." — W3MR. . . "About a thousand Boy Scouts at VO1BSJ this summer." — VO1BL. . . "We'll double our 40- and 80-meter 5B-DXCC efforts this month." — PJ8MM. . . "Short Caribbean DX trips take on great 5B-DXCC importance." — K44FZ. . . "Wonderful time at Sint Maarten as PJ8NN this year." — K9GCE. . . "One can catch plenty of c.w. DX without commercial gear, linears, towers, etc." — WA4ZZU. . . "Europeans and VKs surely boom through here on 20 c.w." — WA9ZCP. . . "This five-band DX business has me spending considerably more time on 80." — W9EXE. . . "G3PNF will sign a DL5 call soon." — W3RX. . . "TA2E works Europeans on 160 and has heard W1BB." — K4UCQ. . . "Constant European QRM hampers TA2E's efforts on 80." — VE3ABG. . . "New 65-ft. tower gave my hamming a big DX jolt." — W8ROF. . . "I remember the good DX days of 1947-'49 B.C. (before competition)." — W5MYR. . . "How's QSL info is most helpful." — F3VN/W2. . . "Looking for the fall pick-up on 80 and 40." — W3NB. . . "It's my turn to help other readers with some DX dope." — W6FL. . . "JA1CQR's QSL arrived three days after QSO." — WB4JXN. . . "HMF, Pyongyang, is sometimes heard on 7011-7016 kHz. out here." — K6IDV. . . "Twenty c.w.'s been great for Europe." — K4RON. . . "Glad to win VK/ZL Test certificate for Two-land last year." — W2LWI. . . "We're

expanding Utah DX Association *Bulletin* tips and sources." — **K7DEQ**. . . . "Haven't been able to decipher all of those hieroglyphics in 'How's yet.'" — **WB6DAS**. . . . "Give more prominent mention to ARRL's 5B-DXCC program." — **YV5BPG**. . . . "New job, new house and new harmonic all but eliminate ham radio." — **W4BRE**. . . . "PJ7C's former call is PJ2MI." — **VE3EUU**. . . . "Hope you found a little space for our little island's 'big contest.'" — **VP9BY**. . . . "New batch of prefixes in every DX test." — **W2CVW**. . . . "VU2DK is former VU2DKZ." — **K4JJC**. . . . "The passing of mutual ham friends W6BBS and W9VES means we're getting on, OM!" — **W6BE**. . . . "My WAS is No. 19,579." — **WB2CGE**. . . . "I glance through 'How's' each month for scoop on QSLing." — **K4OHK**. . . . "I try to qualify for 'QSLers of the Month' in my efforts as a QSL manager." — **WA2RSX**. . . . "If DX is a new thrill for me after seven years on v.h.f." — **K3SYH**. . . . "Best DX wishes to all from our gang at KA9MF." — **WA5VNE**. . . . "Remiss in not keeping you informed on VE6AJT DXpedition activities but there were times when I was not sure what was going to happen next." — **VE6AO**. . . . "My Indonesian license is No. 0001." — **VE7R/YB1**. . . . "QSTs at our base exchange quickly disappear." — **OX5BE**. . . . "Life's too short to rise at four a.m. for that Pacific stuff." — **W3KNG**. . . . "Worked my way through college as transmitter operator for KOIL, Omaha." — **H18XRM**. . . . "Your April appliance operators' commentary expresses my own feelings of many years." — **W0INH**. . . . "An ARRL member since '57." — **HB9AAA**. . . . "Hoping for a future South Sandwich activity." — **W3DJZ**. . . . "No opportunity to work much DX but I do enjoy reading about it." — **W2DU**. . . . "First licensed in '37 as G3AH." — **ZL1AH**. . . . "Pile-ups are terrific but W/Ks are very cooperative." — **SV6SV**. . . . "Most of my ham friends in Germany read and enjoy QST." — **ex-DL4ZS**. . . . "This one-time prolific contributor is temporarily silenced by medical schooling." — **WA4CZM**. . . . "Close to 5B-DXCC now." — **W4BRB**. . . . "Particularly interested in your 160-meter notes." — **W2BP**. . . . "Somewhat disappointed that my earlier DX info didn't make the past two QSTs." — **W6DAK**. . . . "Famed QSL printer Fritz is my neighbor." — **W7FCD**. . . . "How's does 'How's' keep up with all these reports?" — **W4VSW**. . . . "Made about 300 QSOs as ZD8CS." — **VP5CS**. . . . "Became interested in ham radio tuning 160 on a homebuilt one-tube back in the '40s." — **VK3IQ**. . . . "Seven YA s.s.b. stations participated in an Afghanistan field day early last month." — **W1VRK**. . . . "Without the help of emcees many rare DX stations would have to QRT." — **W3ICO**. . . . "VK7KJ and I have been corresponding for four years." — **W1BPY**.

GANDERS

Back on the DX road again next month, shoved along by (20 c.w.) **W1ARR 1FK 1TAT 3Hnk 3JZJ/5 3KNG 4YOK 5JPC 6BAB 6EAY 7BE 7EKB 8BQV 8IBX/2 8YGR 9BF 9LNQ**, **Ks 1LW1 1UH1 4TWJ 5MHG/6 6GAK 6TWT 8DHT 8PYD 8TRF 9SRR/2**, **WAs 1FHU 1JKZ 1KEX 2BHJ 2YWR 5PPZ 6JVD 8SQY 9ZCP**, **WBs 2DZZ 4GTI 6VVS 9BUV**, **Wes 3GHO 3GLG 7BST, 11ER**; (20 phone) **W1ARR 1BGD/2 2DY 2VOZ 3Hnk 3ICQ 4YOK 6YRA 8YGR 9BF 9LNQ**, **Ks 1UH1 4TWJ 6TWT**, **WAs 1FHU 1JH1 1JMR 2BHJ 2YWR 5PPZ 5RTB 6EQW 8YXE**, **WBs 2DZZ 6VVS**, **VE7BST, 1ICTL**, **P. Kilroy**; (15 c.w.) **W1ARR 3Hnk 3JZJ/5 4LQ 4YOK 5BZK 7BE 7EKB 8BQV 8YGR 9BF**, **K5MHG/6**, **WAs 1FHU 1JKZ 3KSO 9SQY**, **WBs 4LAL 9BUV**, **WNs 2HPB 4YB 5YMV 8DSF 9WOW**, **11ER**; (15 phone) **W1ARR 1VRK 2DY 3Hnk 4YOK 6YRA 8YGR 9BF 9LNQ**, **WAs 1FHU 1JH1 1JKZ 6EWQ**, **K4TWJ**, **WBs 2BHJ DZZ**; (40 c.w.) **W1ARR 7BE 8YGR**, **Ks 2JWZ 8DHT**, **WAs 1FHU 1JKZ 2BHJ**, **WBs 4LAL 6VVS**, **VE3GHO**; (40 phone) **W8YGR**; (80 c.w.) **W1SWX**, **K8DHT**, **WAs 1FHU FNJ**; (75 phone) **WA5IS**; (160 c.w.) **W1BB**, **K8DHT**; (10 phone) **W3Hnk**; (10 c.w.) **W3JZJ/5** and **WB4EPJ**. More autumn DX fun ahead!

Where:

ASIA — From YA5RG, Camel Drivers Radio Club prez: "We seek addresses of all past YA stations. If you've ever been QRV from Afghanistan please write us giving fullest details." Wolfgang not only wants to move QSLs, he's interested in the documentary angle. . . . "I'm receiving many QSLs for EP/mm calls," remarks EP2CB (WA6GZZ), running the Iran bureau. "The Iranian PTT, licensing authority here, advises they have never authorized mobile-marine operation, and no EP mobile operation is permitted at this time. DXers can assist us in this problem by refusing to QSO such stations." . . . While the convenience of self-addressed U.S.-stamped envelopes is generally preferred by APO-type DX stations, KR6RL and West Coast DX *Bulletin*'s WA6AUD urge us to clarify that Army Post Offices do redeem International Reply Coupons on Universal Postal Union stipulations available from your P.O. KR6NL adds, "I QSL in the same way I receive cards, and the expense is out of our own pockets, not paid for by the military." . . . Those recent 9Vbs were participating in a month-long Singapore anniversary

commemoration, suffixes unchanged. 9V0NR, for example is 9V1NR, according to *DX News-Sheet*.

AFRICA — "I've taken up duties as QSL manager for EL2D/5L2D," affirms W5EJ. "Also have a few cards and most logs for Harold's previous EP2HB operation in Teheran. Up to the limit of this supply I'll be glad to QSL any contact that can be verified." . . . CR7BC, a 100-per-cent QSLer for forty years, deplores a meager response from W/K/VEs. Are you late with yours to Manuel? . . . West Coast DX *Bulletin* understands that 7C1CG QSL possibilities are zero, also that no Botswana bureau is extant, and furthermore that VQ8CU's QSLing may be held up pending the OM's return to Florida. . . . K8UDJ issues QSLs for 5Z4LW on the customary basis, direct in response to self-addressed stamped envelopes, otherwise via bureaus at leisure.

EUROPE — "WA7MKC will be my QSL manager for I contacts with the U.S., its possessions, and Canada," verifies DL1RB. . . . W3Hnk's responsibility for CT1UA QSLing commenced in July. . . . "As of April 5, 1969, I'm QSL manager for PA0KOR," notifies WB6YNK. . . . W3AVJ tends YU3EY's QSLs for QSOs on and after July 20, 1969. . . . HB9AKJ's contacts with North America can be confirmed through WA3HUU. . . . QSLs for P11LC/mm QSOs dating from July 9, 1969, are available from WB8BTU. "I believe K6VVA and WA6QGW planned to mail all WA6QGW/PX and DL4QQ/PX QSLs at once and soon," says DL4QQ (WA6PMK). . . . "W/K/VEs should QSL DL8TDLX via WA9HYS, others via DL8TD," instructs DL4ER. "We've been waiting for more s.a.s.e. but I think we'll



YK1AA remains the only regularly active amateur in Syria from ancient Damascus. Rashid, whose son holds the call YK1AM, is especially active on 20 sideband Fridays at 0400-0800 GMT. There's a TA-33 jr. spinning overhead. (Photo via WB2WOW)

complete things via the bureaus. DL4s and DL5s at present may be reached through QSL Bureau, 97th St. Bn., APO, New York, N. Y., 09028. . . . Resident Andorran C31s AA AH and AY are former PX1s YR JQ and MA, respectively, addresses the same. Other recently licensed visitors include C31s CA (F2PY), CD (DL6SZ), CJ (F1XM) and CN (F8VQ) as listed in *DX News-Sheet*. . . . DX-MOB of Germany's DARC indicates that CT3/s DLs 30J 9VQ and DJ5JK vow 100-per-cent QSL. . . . VERON's DXpress reveals that the PD3 prefix borrowed by PA8s commemorates some 1919 Dutch radio pioneering.

HEREABOUTS — "My QSLing is somewhat in abeyance due to logs and cards being somewhere en route," explains ex-KV4GA, now busy setting up camp as W1HM. "No QSLs every reached me via the V.I. bureau so those who tried to use that route should reapply to [the address in the listings to follow]." . . . W3Hnk takes on VP2VY's QSL chores world wide as of July. "I don't know why W/Ks haven't already received PY6BLR's cards for last year's operation," writes PY4AP who means to keep trying to clear the board. . . . VP2DAI awaited a shipment from the printer to catch up on his backlog, notes West Coast DX *Bulletin*, and the same organ is told by VP81Y that continuing volcanic activity makes chances for recovery of abandoned logs slim indeed. . . . HH9DL disclaims recent c.w. action under his tag. . . . W8ZCQ of *CARAScope* endorses the efficacy of W2SAW's foreign mint postage enclosures, and we note that W6GSV's periodic *QSL Managers Directory* is rapidly fattening. . . . QSL aide K8UDJ posts an explanatory form letter to applicants who display unfamiliarity with s.a.s.e. procedures. . . . C21JW, ET3USA, FY7YQ, GD3KDB, GI3OLJ,



V55MC (V56AA) dispensed some 1500 QSOs from Brunei Town this summer while visiting VS5MH. At right VS5s PH TJ MH and MC enjoy an amateur conversational interlude. (Photos via K8UDJ)

HB9ZL, KG6ARV, KH6COB, KV4s AA AM, LZ2KKZ, OE6RSG, OX5BA, SUI1M, TA2E, UA1AJ, UC2KSB, UO0s AP PK, UP2s CV KBI, UY5ZX, VK9LB, VPs 1CP 2LZ 2MQ, VQs 8CC 8CD 8CP 8CPR 9GA, VR1L, VSs 5MC 6AA, YA2HWI, YJ8RG, ZD3A, ZS6JK, 3A2CL, 5A3TX, 6W/W4BPD, 6Y5UC, 7P8AB, 7Q7WW, 7X8WW, 8R1J, 9H1BA, 9M2KR, and 9U5CB, together with QSL pushers Ws 3EVV 3GRS 4BRE 6NJU 7VRO, Ks 8UDJ 9QZK 8ETY, WAs 3IUP 4GWM 4UOE 4WIP 5LES 6AHF, WB2YQH, VE3s ABG and IG, are enthusiastically endorsed and applauded as your "QSLers of the Month" in correspondence from Ws ISWX 3JZJ 6YRA 8BQV 8YGR 9BF, Ks 3CRC 5WUF 8DHT, WAs 2BHJ 3JHB 9SQY 9ZCP, WBs 2DZZ 4KZG, VEs 2DKJ and 3GHO for unusually fast QSL shipments. Any praiseworthy punctuality over your way? *Help!* The following italicized brethren hunt hints that may lead to the capture of fugitive QSLs from holdouts mentioned: *W5JPC, ZK2AB; W60JW, PA0LHW, PZ0AA; W8BQV, 6W8s BL CQ DQ DW; W8YGR, KH6EDY; W9BF, KS4CA; K5-BYI, CE9AO '66, CR3AB '67, FP8AD '64, FY7YJ '66, ISISEL '67, SV1AB '66, UA2AA '65, VR4ED '65, YA3-TNC '66, 4S7LB '67; W4IJKZ, ISIBDO, FP8CS, SV0WP, 9H1AV; W49ZCP, HU1P, CT2AP and YSIHUKE. Any 'alp? W6EKN, K8DHT and WA2BHJ are still available as QSL helpers for busy ops at the DX end.*

OCEANIA — The Australian Tourist Commission, according to WIA's *Amateur Radio*, will turn loose 100,000 blank QSLs for our VK friends to spray world wide during 1970, year of Australia's bicentenary. VKs also will be authorized to employ the AX prefix WA8DXA's logs for VK0TB date back to 1966, says Mr. Watt's *DX News-Sheet* West Coast *DX Bulletin* hears that VK6WR's Heard Isle QSLing should be completed this month, also that the Kermadecs see but one mail boat yearly More specifically, let's check the mailsack for items of possible usefulness, being mindful that each datum is not necessarily "official", complete nor accurate.

- A2CAU, J. Large, P.O. Box 120, Lobatsi, Botswana
- (C31s AA AH AY (see text)
- C31s GK CL (via W7CRT)
- CT1UA (via W3HNK; see text)
- DL4ER, R. Esnaire, Box 88, APO, New York, N.Y., 09057
- DL4QQ, A. Higbie, Box 552, USASA FS, Berlin, APO, New York, N.Y., 09742
- DL4RM, Gateway to Europe Radio Club, P.O. Box 2474, APO, New York, N.Y., 09057
- ex-DX1AAV, L. Eisler, W4AAV, 255 Roebling St., Warrenton, Va., 22186
- EA9ER, A. Cuervo, Legion Estranjera, P.O. Box 227, El Aaiun, Spanish Sahara (or via REF)
- EL2D-5L2D (via W5EJ)
- ET3XL, Box 2342, Addis Ababa, Ethiopia
- FW8AH (via W2CTN or to FK8AH)
- GC5s AOJ AOK (via F9MD)
- GC5s AOM AON (to DJ3YL)
- HB8s XVR XVU (via W7CRT)
- HC2GG/1, G. de Miranda, Box 2444, Quito, Ecuador
- K4PH/YV5 (via W7CRT)
- K6JGS/HK6 (via W4VPD)
- KA1C-KA1IJ (via WA8NZH)
- KV4EY (via W3HNK; see text)
- LA6AF, R. Jedlicka, APO, New York, N.Y., 09085

- LU4VL, Aptdo. 121, Allen, Rio Negro, Argentina
- OX5BM, Box 1187, APO, New York, N.Y., 09023
- PA6KOR (via WB6YNK; see text)
- PIILC/mm (via WB8BTU; see text)
- PJ9BG, c/o Transradio Radio, Bonaire, N.A.
- PS2ASO-PY2ASO, A. Oliveira, P.O. Box 31, Sao Paulo, Brazil
- PY7AWD, c/o PY7PO, Box 842, Recife, Brazil
- T18NAM, Box 2412, San Jose, C.R.
- VP2KC, K. Carson, St. Kitts, Leeward Is.
- VP2VK, P.O. Box 1737, St. Thomas, V.I., 00801
- VP5CS, K. Collins, RCA MTP, Grand Turk Comm., Patrick AFB, Fla., 32925
- VO8CU, Box 13562, Tampa, Fla., 33611
- W4UBN/mm, USS *Yorktown* (CVS-10), FPO, San Francisco, Calif., 96601
- W4ZYH/mm, USS *Shangri-La* (CVA-38), FPO, New York, N.Y., 09501
- WA1KPJ/8P6, USNavFac, FPO, New York, N.Y., 09553
- WA5YRG/VE8, (via WA9VBC)
- WB2WYX/HIS, Capt. R. Heron, Central Mail Rm., Box 3752, APO, San Francisco, Calif., 96310
- WB4DLA/KP4, W. Roig, P.O. Box 726, Hato Rey, Puerto Rico, 00919
- XT2AA, B.P. 75, Ouagadougou, Upper Volta (or via REF)
- YA1EXZ, C. Green, Box 279, Kabul, Afghanistan
- YN1GLB, via G. Black, WA5GFS, P.O. Box 165, Decatur, Texas
- YU3EY (via W3AVJ; see text)
- 9J2BR, P.O. Box 1186, Lusaka, Zambia
- 9U5CE, Box 1920, Bujumbura, Burundi
- 9V8s NR PA PC (see text)

- C31BL (to F3KT)
- C31BS (to ON5FD)
- C31CE (to HB9UP)
- C31CH (to F8YV)
- C31CI (to HB9SJ)
- C31CM (to F9ET)
- CN8HL (via AAEM)
- CT3AO (via CT2AK)
- DL1RI (see text)
- DL1RO (via WB2CGE)
- DL8TD/LX (see text)
- DU1ZAE (to W4JNR)
- ex-EP2HB (see text)
- GB2LS (via G3MGN)
- GB3JBF (via C1C3GS)
- GC3YJI (via RSGB)
- GC4AR (to G4AR)
- HB9AKJ (via WA3HUU)
- HB8XVQ (to DJ4WG)
- HB8XVW (to DL2MY)

- HB8XVX (to DJ9MH)
- HB8XWS (to DK1YK)
- HS2JR (via DK1RR)
- IT8ARI (via IT1TAI)
- JW1CI (via LA3T)
- KF7BSA (via ARLL)
- ex-KV4GA (to W1HM)
- PY7AWB (via PY7AFS)
- VP2GTL (via WA5LES)
- VP2LD (via WA5LES)
- W4VPD/KC4 (to W4VPD)
- ex-ZD8CS (to VP5CS)
- ZF1AA (to K2OLS)
- 3V8NC (via G3TFX)
- 4M8A (to YV1GJ)
- 5W1AD (to ZL1AAP)
- 5Z4LW (via K8UDJ)
- 8P6DD (via WB6PQT)
- 9Y4AA (via W6CUF)
- 9Y4VY (via WA5WBK)

For the preceding specs a "How's" bow goes to Ws 1AX 1CW 1VRK 3JZJ 4LQC 5BZK 5JPC 5QPX 8BQV 9BF 9DY 9LNG, Ks 2JWZ 3CRC 5BYV 8DHT 8PYD, WAs 1JHQ 1JKZ 2BHJ 3JHB 6PMK, WBs 2BHJ 2GVE 4EPJ 4KZG, VE3GHO, Columbus Amateur Radio Association *CARAScope* (W8ZCQ), DARC's *DX-MB* (DL3RK), *DX News-Sheet* (G. Watts, 62 Bellmore Rd., Norwich, Nor. 72 T., England), Far East Auxiliary Radio League (M) *News* (KA2LL), Florida DX Club *DX Report* (W4-BRB), International Short Wave League *Monitor* (A. Miller, 62 Wardlaw Ln., Selly Oak, Birmingham 20, England), Long Island DX Association *DX Bulletin* (W2-GKZ), Newark News Radio Club *Bulletin* (L. Waite, 39

Hannum St., Ballston Spa, N.Y., 12020), North Eastern DX Association *DX Bulletin* (K1IMP), Northern California DX Club *DXer* (Box 608, Menlo Park, Calif., 94025), Southern California DX Club *Bulletin* (WA6GLD), UBA's *On the Air* (ONs 4AD 5VA), Utah DX Association *Bulletin* (K8DEQ), VERON's *DXpress* (PA9s FX LOU TO VDV WWP) and West Coast *DX Bulletin* (WA6AUD). Your turn?

Whence:

EUROPE — From 0000 on the 11th to 2400 the 12th of this month International Institute of Communications, Genoa, invites world-wide participation in its multimode 1969 Columbus Contest on 3.5 through 28 MHz., no formal serial exchange specified. QSOs with stations (a) inside one's own International Amateur Radio Union Region count one point each, (b) outside one's Region count two points, (c) in I IS IT 9A M1 and HV areas count five points, and (d) with special station 1ØIC count thirty points — one contest contact per station and no intracountry QSOs allowed. For final score multiply total QSO points by the number of DXCC countries worked. Log entries sent to Cristoforo Colombo Contest, Istituto Internazionale delle Comunicazioni, Genoa, Italy, by January 31, 1970, may qualify for awards of merit. Then, too, East Germany's WADM DX do, a code-only stomp, comes off on the 18th-19th of this month as described in the previous "How's"

Ex-YOs 2B0 3LM and 4AAC now reside in New York. Ex-YO2B0 says ex-YO4ALT lives in Montreal, ex-YOs 3FT 3RA and 5BT in western Europe, and ex-YO3GL in Israel. Research by WA1FHU reveals YL PAØULA now signing WA1ANR, that OT PAØFF started sparking in 1918, YUIYE is working his first W/Ks on s.s.b., and SP6WM is off to India and a possible VU2 call for two years. "I'm ready for 80 meters with a quarter-wave vertical and HW-100," warns TF2WLW, awaiting official clearance for 3.5-MHz. 5B-DXCC fun. "Got most of my first 1700 QSOs, 110 countries and 47 states on 20 and 15 meters but I take occasional spins on 40 and 10." "Accommodation for bona fide amateurs is still gratis," invites proprietor Les Hard of the Forest Hotel, Guernsey, C.I. National Amateur Radio Union of Greece, P.O. Box 1442, Athens, sponsors various certifications of DX prowess on a European motif, and G2AYQ will fill your s.a.s.e. with details on Cornish Radio Amateur Club's new diploma for QSOs with Cornwall. If you're still not busy enough, try IIVCG of ARI for the scoop on Diploma Liguria, a trophy based on 15 QSOs with specified 11 regions, or consult YO3RF concerning the half dozen Roumanian Amateur Radio Federation awards available for working sufficient YOs. Still hungry? All right, PZK, P.O. Box 320, Warsaw 1, Poland, issues a fresh Polska Award for working all 17 SP provinces. DLØTD/LX, with DJ7KH, DKs 1BN 1OS 1XS, DLs 4ER 8RH and 9WN aboard, had about a thousand QSOs from Luxembourg city in May, some 450 with W/K/VEs.

ASIA — Remember there's a Lebanese DX happening on the 4th-12th of this month, and OARC's phone-c.w. KR6 fling on the 18th-19th. EP2CB informs 5B-DXCC aspirants, "I have 10 through 40 meters available, and EP2BQ is on 10 through 80. We're c.w. types." Chuck says EP2s BI DA and HL are also active although licensing prospects have dwindled since EP3AM's departure. W8QWI reports AP2AR attending the University of Kentucky. Arif will be lost to DX hunters for about three years. K6JXH is told by VS6AL that the HKARTS Firecracker Award will call for six VS6 contacts, up from the present four, after 1969. Tokyo's Fighting DX Club sponsors a Transpacific Award of possible interest to sheepskin hoarders. Check with JAIQGC. "The 50th anniversary of formation of the Royal Corps of Signals occurs next year," observes K8UDJ. "VS6s and others consequently may mount a couple of DXpeditions in the near and far east." KR6RL (W4NUL) mentions a large group of stations out his way who congregate regularly on 14,340 kHz. at 1100 GMT. "We welcome all comers and are most happy to talk to every checker-in." "Hopefully," as politicians like to put everything, Laccadives time approaches for VU2DK.

HEREABOUTS — "DXCC-squared" No. 60 goes to VE3UR, by golly, the third for Canada. Right on Ray's flying heels comes K8UDJ with the 61st, a photograph of QSLs confirming QSOs with ARRL DX Century Club members in 100 or more DXCC countries, the fourth from Eightland. VP5CS (K1BTD) hails from Grand Turk on 15, 20 and 40 c.w. K6s KA JGS and associates are whomping up a T19 Cocos thing for January or later. WA9VBG expects WA5YRG/VE8 to hold out on Baffin isle till his Coast Guard status expires in December. W4BPD interrupted his popular African roving for Carolina respite in August. It's not easy to record the passing of W1DQF, beloved XYL of Mr. 160, W1BB. "Alice was always rooting for top band," remembers Stew. NJDXA's W2JT/2 will radiate from New Jersey's Warren county from 1600 GMT the 18th to 2000 the 19th of this month



4X4FQ feeds a 2-element 21-MHz. beam with this gear in a Ramat-Gan highrise. Aron, a DX chaser since '58, is an electronics technician for Hebrew University in Tel-Aviv. (Photo via K2BYB)

on 10 through 80 meters, c.w. and voice. Tune 55 kHz. inside each band's low edge. Gripes of the Month are piling up: WNØVJG is irked by RST 599 reports coupled with QRM SO PSE RPT. WN4JYB is just as nettled by repetitious transmission of mailing addresses on Novice frequencies. W3JZ/5 nominates as Lids of the Month those cads whose overly long calls are smackdab zero beat with DX targets. K8DHT protests use of 1825-1830 kHz., 160's only good DX slot for easterners, for ill-timed State-side rag-chewing. K3AC could get along without so many self-styled DXpedition frequency-guard stations who illegally omit identification while spewing errant instructions and general misinformation during pile-ups. OX5BG's TR-4 will be workable on 15 and 20 at least until February. WA1FHU says HK1ZU hunts c.w. QSOs with Rotary Clubbers. PY7s AWB and AWD represent Fernando de Noronha on 40 and 80, sideband and c.w. XE1J is due for the Revilla Gígedos any old time now. Don't forget this month's VK/ZL/Oceania go on the 4th-5th (phone) and 11th-12th (c.w.), always a worthy test of anyone's beams and screams.

QST

Strays

Feedback

The transistors in the exciter section of the QRP 80-40 Transmitter, Q₁ and Q₂, June 1969 QST, page 11, are mislabeled. They should be 2N4124s.

The protective diodes shown at the input terminal of the DC 80-10 Receiver (CR₃ and CR₄) in May 1969 QST, page 11, are incorrectly specified. They should be 1N914s or similar. In some instances it is possible to use 1N34As, but not in areas where strong local broadcast stations are nearby.

Stolen Equipment

Collins 51J4 receiver, serial No. 3234, removed from USWB Office, Norfolk, Va. Municipal Airport. Contact Jack K. Thomas, W4PXG, 909 Five Forks Rd., Va. Beach, Va. 23455.

YL news and views

CONDUCTED BY LOUISE RAMSEY MOREAU,* WB6BBO

Break Away!

ARE you bored? Has operating lost its zing? Has the fun gone out of turning on the equipment, and the pleasure worn thin? Do you think of it as the same old voices with the same old habits? Are you ready to scream if you hear them just one more time? No, it isn't that well known case of "The Blahs:" you've just picked up a plain old-fashioned dose of too much of the same thing—the amateur doldrums, and it is time for a change. It's time to try something different and climb out of the rut you have made for yourself, and the cure is as simple as moving the dials on your gear.

Amateur radio is as varied as a smorgasbord with the only drawback being our inability to taste everything that is spread out for us. So, if we tire of one phase, there are many more just waiting for us to sample. What is more appealing is the fact that we can adapt the techniques we have acquired in one activity to some other that pleases our fancy.

The contest addict, who finds time dragging between hassles, can find plenty of challenge in the search for the tremendous number of certificates that are available. A form of operating that requires the same patience, and knowledge of when the various bands are open to acquire multi-colored wall paper so many of us exhibit in our shacks.

The traffic operator who tires of the rigidity of net participation could apply the skill of being able to dig down deep through conditions that cause the best of us to give up in disgust and chase those weak elusive signals to log rare DX prefixes instead of counting the words in a message.

The people who are bored with round-tables, and wish there were something just a little more exciting than the regular chat with the same people who always seem to say the same things, but hate to slip away from that type of operating, might find a change in the local AREC net where the drill becomes a round table at the words "net is finished," yet could turn back into a serious operation involving a community disaster while they were still casually talking.

No one who has gone after DX ever feels it cloying or is dull, but when the pile ups get disgusting, and the total of countries worked has risen to the point where the list of possibilities

*YL Editor QST. Please send all news notes to WB6BBO's home address; 1036 East Boston St., Altadena, Calif. 91001.



Sister Mary Cletus, WAØJIE with Dot Abel, VE3DXZ at the recent Mid-West YL Convention in Toronto.

will soon be completed, the switch to traffic could be an easy one. It requires the same stubborn sticktoitiveness, the same demand for accuracy as the hunt through everything that the ionosphere can devise to log Lower Slobbovia.

The change of pace into something different can apply not only to our type of activity, but we might even make a full break by changing the mode. The phone operator has often learned, thanks to laryngitis, that c.w. not only can be fun, but has a special flavor all its own, and that there is as much personality in our sending style as in our voices. We find that just because we are seemingly "permanent" calls on the BPL lists, thanks to our NTS activities, there is a whole new experience in handling traffic by voice. People who love traffic but prefer voice operation, yet want something different, would find that they are badly wanted, and needed to handle the wonderfully rewarding work of the MARS phone patches between servicemen and their families.

None of us ever gets to the point where we really believe we are in "Dullsville" because we do have that ability to break away if we want to. But just when we think we've had it with our chosen form of operating and decide

to change the traffic load suddenly gets terrific, new rules appear for contests, and certificates blossom from unexpected places, or, the telephone rings and a friend says "Get on ten, it's wide open and the DX is rolling in!" And there it is waiting for us with all the old appeal of new worlds to conquer.

30th YLRL Anniversary Party

<i>Cw</i>		
Start	October 15, 1969	1800 GMT
End	October 16, 1969	1800 GMT
<i>Phone</i>		
Start	November 5, 1969	1800 GMT
End	November 6, 1969	1800 GMT

Eligibility: All licensed women operators throughout the world are invited to participate. YLRL members *only* are eligible for the cup awards. Non-members will receive certificates. Only YLRL members are eligible for the Corcoran Award. Contacts with OMs will not be counted. Contacts on nets do not count.

Procedure: Call "CQ YL."

Operation: All bands may be used. Cross band operation is not permitted. Only one contact with each station will be counted in each contest.

Exchange: Station worked, QSO number, RS or RST, ARRL Section or Country. Entries in logs should show time date, band, transmitter and power. All logs must be signed.

Scoring: A. Cw and Phone sections will be scored as separate contests. Submit separate logs for each contest.

B. All YLs within an ARRL Section score one (1) point for each QSO with another station located within an ARRL Section. Score two (2) points for each contact with a station not located within an ARRL Section (DX). Definition of DX all stations not located within an ARRL Section. DX YLs shall score two (2) points for each contact with a station located within an ARRL Section. (Note: ARRL Section lists are available from the YLRL Vice President, or on page 6 of QST.) Multiply number of contacts by total number of different ARRL Sections and/or Countries worked.

C. Contestants running 150 watts dc input at all times may multiply the results of (B) by 1.25 (low power multiplier.)

D. Ssb contestants running 300 watts pep or less at all times may use the low power multiplier (results of B by 1.25.)

Awards: Highest cw score
Gold Cup (YLRL member only)
Highest score phone
Gold Cup (YLRL member only)

Highest cw and highest Phone logs from each YLRL District, and Country will receive a certificate.

Corcoran Award: Highest combined cw, and Phone score (YLRL member only.)

DX Only: Highest combined cw and Phone scores from North and Central America, including the Greater and Lesser Antilles, will receive an Award from Arlie Hager, W4HLF. Highest combined score from any other part of the world will also receive this award.

Logs: Copies of all logs showing claimed score and signed by the operator, must be postmarked not later than November 19, 1969, and received by the Contest Chairman, no later than December 6, 1969. Mail logs to: Ebba Kristjansson, VE5DZ, Box 71, Colonsay, Saskatchewan, Canada.

Floridora Net

A new Floridora net now meets on Wednesdays at 8:00 PM EDST, on 7620 Khz. K4UIZ is the net manager, and all YLs are invited to check in with this new group, as well as with the one on Tuesday mornings at 9:00 AM EDST, on 3933 Khz.


TASYL — The Motor Maids of Radio

Almost anyone can say to friends "Lets start a club," but those words spoken on and off the air among Michigan YLs meant: we speak the same "language," we know each other from constant contact although most of us have never met, so we really want to organize a group that represents the women amateur radio operators in our state. The words became reality in December 1965 when WA8ENW, K8VCB, WA8CTE, WA8ARJ, WA8HYL, WA8CXE, K8IAI, and WA8LMR met at the home of K8ZJU, to discuss the qualifications, by-laws, dues, and other things that are so necessary to an effective organization. They wanted an appropriate name that would identify this 100 percent YL club, and finally settled on The Auto State Young Ladies, because, despite the many things for which Michigan is famous, the name connotes automobiles to everyone.

Membership is open to all YLs living within the state who are licensed Amateur Radio Operators. Because of the wide area that it covers, the TASYLS are an on-the-air club, however, the personal touch is maintained by scheduling get-togethers at all conventions and picnics. At present 32 women belong to TASYL, and all Michigan YLs are welcome to join.

TasyL is affiliated with YLRL, and sponsors an adoptee under the YLRL "Adopted YLs" program.


The TASYL certificate is available upon receipt of log information of communication with members of the club. The full rules are available from the Certificate custodian, Betty House, K8VCB.



TASYL Certificate.

Alaska Lassies Certificate

For those who are interested in acquiring the Alaska Lassies Certificate, the address of the custodian has been changed. The new address is: Rose Rybachek, KL7FQQ, 4½ Mile Badger Road, Fairbanks, Alaska, 99701.



Alice McCullough, K7RQZ

Alice McCullough, K7RQZ

She learned the code while still in highschool, and then she promptly forgot it. The years brought marriage, and a family, and then came Civil Defense, and another bout with the code that resulted in an amateur radio license in 1963, and Advanced Class in 1968.

For a year Alice was almost pure cw, and then she got into CD, MARS, and Traffic fone nets, and there she has stayed. She seems to always be involved in some public service activity such as forest fires, traffic accidents, traffic pile ups in the mountain passes, lost mountain climbers, and similar incidents that need communications. As one of the few YLs in Oregon Army MARS, she spends about 13 hours a week in that service. Her preoccupation with the public service end of amateur radio has resulted not only in her regular appearance on the BPL list, but she holds the distinction of having handled more traffic than any other YL in Oregon. In addition to BPL, CP-20, and PAM for Oregon, Alice is originator of the Beaver State Net that proved its effectiveness during the severe snow storm in January of this year. She holds ARRL Public Service Awards, as well as those from the Oregon State Police, Forest Service, and commendations for her work from State and County CD directors.

When not on the air, Alice is equally busy with her family of five children ranging in age from 4 to 19. QST

Feedback

VE5DZ, YLRL Vice president, advises that UA3KBO should have been listed among the YL Phone scores with a total of 11,252 points in the 1969 YL—OM Contest.

Changes of Address

Please advise us *direct* of any change of address. As our address labels are prepared in advance, please allow six weeks notice. When notifying, please give old as well as new address and Zip codes. Your promptness will help you, the postal service and us. Thanks.



October 1944

... The status of the radio amateur after the war is discussed by K. B. Warner editorially. In spite of distressing rumors being circulated, he is firmly convinced that we shall resume operations in due time and with ample allocations. Not many amateurs have had the time or knowledge to overhaul their pre-war rigs with a view to stabilizing the signal, eliminating key clicks, harmonics and other faults. But with some open sky showing ahead, he thinks it is high time we took a real hard look at our rigs. A few remarks are addressed to holders of WERS permits. Many of these who are not licensed amateurs would like to become same and Warner urges them to get busy, learn to operate the code and prepare for the written examination.

... Walter E. Bradley, W1FWH, describes an advanced and versatile design for a two-tube regenerative receiver. It uses small plug-in coils to cover from 550 kc. down through the amateur bands. It uses a 6JT7GT for the detector and a 6V6GT as pentode audio amplifier.


... The American Standards Association has a new set of schematic symbols and they are published in this issue.

... The FCC's Radio Intelligence Division in action is described by Oliver Read, W9ETL. Here all unidentified signals are monitored. Fixes by direction finders locate the station. — W1ANA



October 1919

... At the very last minute before mailing, the official announcement from Washington arrived. "Ban Off" was the caption of the little pink sheet enclosed with the mailed copies. It took a good deal of doing to get Secretary Daniels to lift the restrictions on amateur operation. The Canadians had been operating for months. In fact, a committee from ARRL got a resolution into Congress requesting Secretary Daniels to lift the ban. Nothing happened until the Hon. William S. Greene got a joint resolution through Congress directing the Secretary to remove the restrictions. There then followed, as we know, the tremendous boom in all sorts of activity—broadcasting, etc.



... The new Connecticut vacuum tube, the invention of H. P. Donle, is described. The anode is plated on the outside of the glass envelope — the current passes through the hot glass by ionic conduction. The tube thus avoided some bothersome patents. (The tube did not enjoy great popularity.)

... No articles on tube transmitters yet. Everything is still spark. There are some articles on spark transmitters. Thordarson not only supplements its line of transformers but advertises components, rotary gap, plate condensers, etc. The condensers are glass plate with sheet bakelite as dielectric! The Amrad quenched gap makes its appearance. Price \$17.50. — W1ANA

Operating News

GEORGE HART, WINJM,
Communications Manager

ELLEN WHITE, WIYYM,
Deputy Comms. Mgr.

DXCC: ROBERT L. WHITE, WICW
Training Aids: GERALD PINARD

Administration: LILLIAN M. SALTER, WIZJE
Public Service: WILLIAM O. REICHERT, WA9HHH

Identification. Some of us amateurs give the regulations regarding identification a pretty severe beating. This has been the subject of discourse before, but it seems to bear repeating, because recently it has come to our attention that at least two amateurs have been cited for not identifying the station with whom they were in contact. Oh yes, they identified themselves all right, but there is more required than this. You have to identify the other guy, too, before you stand by for him.

Perhaps many of you had the impression that this requirement had been rescinded. Not so. What was rescinded was the requirement of having to send the call of the station being contacted at the *beginning* of the transmission. Most of us send this call anyway (otherwise, how in hades would the guy know we were calling him?), but the principal purpose of this change was to legalize "tail ending" in working DX.

Many others had the impression that the FCC monitors pay no attention to this rule. Maybe they don't, most of the time — but don't assume that this makes you immune. No sooner do you get that comfortable feeling that what you are doing (or not doing) may not be technically legal but nobody pays any attention to it, and — bang! In comes that "pink" ticket.

What, specifically, do the regs say? Well, as a licensed amateur you're supposed to know that. Ignorance of the regs is no excuse for violating them, and they are printed in full in every copy of the ARRL *License Manual*. Nevertheless, here is the pertinent regulation:

"97.87(a) An amateur station shall be identified by the transmission of its call sign at the beginning and end of each single transmission or exchange of transmissions and at intervals not to exceed ten minutes during any single transmission or exchange of transmissions of more than ten minutes duration. Additionally, at the end of an exchange of telegraphy or telephone transmissions between amateur stations, the call sign (or the generally accepted network identifier) shall be given for the station, or for at least one of the group of stations, with which communication was established."

So, you can start your transmission with only your own call (e.g. "This is WINJM," or DE WINJM), but in ending it you *must* identify whom you are in contact with (e.g. "W3NF from WINJM" or W3NF DE WINJM). Whether this makes any sense or not, you better believe it's the rule. See page 90 for further samples of FCC approved identification procedures.

We believe that nine out of ten amateurs violate this rule in contests. Better make that 99 out of a hundred. Those engaged in network operation also violate it consistently. Most of

OPERATING EVENTS (Dates in GMT) ARRL-IARU-SCM-Affiliated Club-Operating Events

October	November	December
<p>1 Qualifying Run, W6OWP 4-5 VK/ZL phone, p. 93 Sept. 4-6 RTTY Medallion SS, p. 54 Sept. California QSO Party, p. 126 Sept. 4-12 Lebanese DX Contest, p. 93 Sept., p. 109 Oct. 11-12 CD Party, phone* VK/ZL cw, p. 93 Sept. Columbus Contest, p. 109 Region II Contest, p. 96 15-16 YL/AP cw, p. 111 17 Qualifying Run, W1AW 18-19 CD Party, cw* KR6 Contest, p. 93 Sept. WADM, p. 93 Sept. Boy Scouts Jamboree, p. 33 * League Officials and Appointees, only.</p>	<p>1-2 Massachusetts QSO Party (rules same as p. 122 Sept. 1968, logs due Dec. 1, 1969) 1-3 Delaware QSO Party, p. 119 Zero District QSO Party, p. 132 5-6 YL/AP phone, p. 111 6 Qualifying Run, W6OWP 8 Frequency Measuring Test for ARRL Official Observers 8-9 SS phone, p. 60 9 OK DX Contest 15 SS cw, p. 60</p>	<p>3 Qualifying Run, W6OWP 16 Qualifying Run, W1AW Jan. 10-11 VHF SS Feb. 7-8 DX, phone 21-22 DX, cw Mar. 7-8 DX, phone 21-22 DX, cw</p>

NOTE; Possible W6OWP Qualifying Run "alternate" (same times/frequencies) is W6ZRJ.

the time, you get away with it. If you get tagged, however, all we can do is "punch your card."

SCM Lifers. Approximately 800 ARRL members have signed up for life--that is, either plunked down their \$130 for life membership or signed up for quarterly payments toward that end. This is approximately 1% of the full membership. Nothing so outstanding about this, although we hope and expect this percentage will keep going up as more and more dedicated amateurs realize how sound an investment it is. What we want to brag about is the percentage of our elected CD officials who are "lifers." There are nine of them, out of 74, a percentage of 12.2. Of the nine, four are Charter Life Members: W2ZI (S.N.J.), W9PRN (Ill.), K2SJSN (E.N.Y.) and W0BV (Mo.). The other are W9BUQ (Ind.), W7JWJ (Wash.), KH6BZF (Hawaii), W4PED (S.C.) and W7CAF (Ariz.).

Nice to know that so many of those elected to high office have made sure that their ARRL membership won't expire until they do!

Staff Note. We don't believe we've previously mentioned that Bob Hill, W1ARR, is no longer on the CD staff. Bob departed in July, and we're going to miss those sprightly contest writeups of his.

Meanwhile, Al Noone, WB6SAZ, who left us in February, returned in May (he just couldn't stand being away) and resumed his old job under WICW in DXCC--and also acquired a new call, WA1KQM. With W1ARR's departure, Al is being given a crack at the contest job and a chance at assistant communications manager status.

This again leaves a vacancy as assistant DXCC. Anyone interested? Young, single amateurs preferred. -- W1NJM.

ELECTION NOTICE

To all ARRL members in the Sections listed below:

You are hereby notified that an election for Section Communications Manager is about to be held in your respective sections. This notice supersedes previous notices.

Nominating petitions are solicited. The signatures of five or more ARRL full members of the Section concerned, in good standing, are required on each petition. No member shall sign more than one petition.

Each candidate for Section Communications Manager must meet the following requirements prior to deadline date listed below: (1) Holder of amateur Conditional Class license or higher. (2) A licensed amateur for at least two years immediately prior to nomination. (3) An ARRL full member for at least two years immediately prior to nomination. Petitions must be received on or before 4:30 p.m. on the closing dates specified. In cases where no valid nominating petitions were received in response to previous notices, the closing dates are set ahead to the dates given herewith. The complete name, address, zip code and station call of the candidate and signers should be included with the petition. It is advisable that eight or ten full-member signatures be obtained, since on checking names against Headquarters files, with no time to return invalid petitions for additions, a petition may be found invalid by reasons of expiring memberships, individual signers uncertain or ignorant of their memberships status, etc.

Elections will take place immediately after the closing dates specified for receipt of nominating petitions. The ballots mailed from Headquarters to full members will list in alphabetical sequence names of all eligible candidates.

The following nominating form is suggested. (Signers should be sure to give city, street address and zip code.)

BRASS POUNDERS LEAGUE

Winners of BPL Certificate for July Traffic:

Call	Orig.	Recd.	Rel.	Del.	Total
K6BPL	6738	1406	1674	168	9886
W3CUL	277	1787	1671	102	3637
W7BA	11	1307	1190	11	2619
K5TEY	11	1249	1127	3	2383
K5BNH	3	935	840	52	1830
KJONK	155	752	673	43	1623
W3VR	129	743	701	18	1591
W4HKK	30	730	730	30	1520
W9LCO	6	707	638	10	1361
K7UXS	0	600	600	0	1200
K7LRD	10	525	525	8	1058
WA6OXE	32	497	490	39	1058
W9UEM	16	502	439	88	1045
W7DZX	7	526	481	4	1018
W10JM	5	503	503	0	1011
WA7BDD	5	318	610	45	978
W7KZ	11	388	386	1	786
W7GHT	13	381	378	9	779
K3LNE	10	369	337	15	721
W3EJ	29	377	370	1	727
WA7GV	5	352	351	21	709
W8UPH	11	352	303	40	706
K0ZBQ	0	348	0	348	696
W0LES	0	326	326	10	652
W3AREX	193	203	224	24	644
W6LWE	14	313	128	171	626
WA8WZF	14	304	296	7	621
WA4SC	33	277	279	10	599
W7PI	21	271	262	11	565
W8VNO	24	264	259	4	551
W3JNL	229	161	151	10	551
WA2CAL	49	262	191	43	545
WA3IYS	24	269	211	37	541
WB2RKK	33	261	208	16	518
WA9HRM	13	260	135	108	514
W7JWJ	36	277	314	20	507
K7LLR	165	168	146	26	505
W3MFX	118	231	146	9	504
WA6BYZ	26	239	116	123	504

Late Reports*

W7BA (June)	12	1216	1143	74	2445
W7BA (May)	11	1109	1056	49	2225
K7UDG (May)	18	721	718	3	1460
W4THKR (May)	6	570	570	17	1163
W4THKR (June)	12	565	565	12	1154
WA8WZF (June)	16	567	546	21	1150
W0LXA (June)	298	379	28	351	1056
W8UPH (June)	3	393	330	61	787
K8LNE (June)	6	333	287	8	634

BPL for 100 or more originations-plus deliveries

WA8DWL 173	WA3IUV 119	WA8RVF 111
WA9HQ/9 127	WA8DIL 118	WA8CQ 107
WA8ETX/3 126	WA3BJ 113	WA8KIV 101
WA4PDM/2 126	K2DEL 112	WA5RPT 101
WA3IUV 121	W6MLF (June) 224	

BPL Medallions (see July, 1968 QST, p. 99) have been awarded to the following amateurs since last month's listings: W4GQ, WA6LWE, WA8DWL, WA8ETX.

The BPL is open to all amateurs in the United States, Canada and U.S. Possessions who report to their SCM a message total of 500 or a sum origination and delivery points of 100 or more for any calendar month. All messages must be handled on amateur frequencies within 48 hours of receipt in standard ARRL form.

Communications Manager, ARRL [Place and date]
225 Main St., Newington, Conn. 06111

We, the undersigned full members of the ARRL Section of the

Division, hereby nominate as candidate for Section Communications Manager for this Section for the next two-year-term of office.

You are urged to take the initiative and file nominating petitions immediately.

— George Hart, W1NJM, Communications Manager

Section	Closing Date	SCM	Present Term Ends
Wisconsin	Oct. 10, 1969	Kenneth A. Ebnetter	Dec. 10, 1969
Oklahoma	Oct. 10, 1969	Cecil C. Cash	Dec. 11, 1969
Ontario	Oct. 10, 1969	Roy A. White	Dec. 12, 1969
Illinois	Oct. 10, 1969	Edmond A. Metzger	Dec. 15, 1969
Western Florida	Oct. 10, 1969	Frank M. Butler, Jr.	Dec. 15, 1969
New York City & Long Island	Oct. 10, 1969	Blaine S. Johnson	Jan. 2, 1970
South Dakota	Nov. 1, 1969	Seward F. Holt	July 3, 1969
Arkansas	Nov. 1, 1969	Curtis R. Williams	Resigned
Indiana	Nov. 1, 1969	William C. Johnson	Oct. 14, 1969
Orange	Nov. 10, 1969	Roy E. Maxson	Resigned
Southern New Jersey	Dec. 10, 1969	Edward G. Raser	Mar. 4, 1970
Maritime	Jan. 9, 1970	William J. Gillis	Mar. 11, 1970
Georgia	Jan. 9, 1970	Howard L. Schonher	Mar. 26, 1970
Ohio	Jan. 9, 1970	Richard A. Egbert	Mar. 28, 1970

ELECTION RESULTS

Valid petitions nominating a single candidate as Section Manager were filed by members in the following Sections, completing their election in accordance with regular League policy, each term of office starting on the date given.

West Indies	José Medina-Hernández, KP4CO	May 1, 1969
Oregon	Dale T. Justice, K7WWR	July 1, 1969
San Diego	Richard E. Leifer, WA6COE	July 10, 1969
W. Mass.	Percy C. Noble, W1BVR	Aug. 11, 1969
Kansas	Robert M. Summers, K0BXF	Aug. 18, 1969
Delaware	John L. Penrod, K3NYG	Oct. 10, 1969
Rhode Island	John E. Johnson, K1AAV	Oct. 12, 1969

In the West Virginia Section of the Roanoke Division Mr. Donald B. Morris, W8JM, and Mr. David L. Mays, K8MYU, were nominated. Mr. Morris received 166 votes and Mr. Mays received 123 votes. Mr. Morris' term of office began Sept. 18, 1969.

JULY CD PARTIES

The following are high claimed scores; they read, from left to right: appointee, total score, number of QSOs, number of sections, number of hours of operation. Final adjusted scores will appear in the October CD Bulletin. — WA1KQM

C.W.	WA2ATO	173,565-551-83-20
K2KIR	W0UCE/3	173,440-635-84-20
K4PUZ	W8AHZ/8 (WA8POS, opr.)	163,082-523-82-19
W6DGH	WA2CAL	146,190-437-86-16
K8HKM	W9GAI	143,220-482-82-16
K3HKK (K3AHT, opr.)	W0INH	141,900-482-86-13
213,200-849-65-20	W2FR	140,490-432-84-15
K4BAI	WA3IUV	140,420-470-50-19
WA9AIB	K4FU	132,370-420-82-11
W8LT (WA8GYT, opr.)	W4GEU	128,480-405-82-8
199,040-815-64-15	W0LRW	125,660-408-81-15
K8ORK	K3GJD	123,795-386-83-11
WB2RKK	WA0MLE	123,220-400-61-9
W5WMU		
178,870-577-82-13		



DX CENTURY CLUB AWARDS



From July 1, 1969 through July 31, 1969, DXCC certificates based on contacts with 100-or-more countries have been issued by ARRL Headquarters to the amateurs listed below.

New Members

W7LFA...224	WB4KZG...120	HB9DI...108	JA4FM...104	WA3BZO...102	K8LUH...100
OH2BAD...221	K8GUN...116	WA9QAL...108	9Y4LO...104	WA5QEW...102	K0BXI...100
SP2AJO...202	K8RWL...114	VE8AVR...107	JA1PAQ...103	WA9AQE...102	VE3DNR...100
K2BTW...101	WA1JHQ...114	W28E...106	JA3IVA...103	K6ZMZ...101	WB2CZN...100
UA9FU...145	WA9WJE...111	WA5QFQ...106	K8CAK...103	UA3HE...101	WA3EUU...100
OE1ZRC...134	JA1FNA...110	WA9WJF...106	SM7BBV...103	WA9QJW...101	WB4EJ...100
K2GLI...129	K4TAG...110	ZL1AV...106	W4DPR...103	JA1FQB...100	W8NDF...100
WA9QUH...127	UA9FN...110	W9GHO...105	G3UBE...102	K2MFG...100	WB8ANW...100
11ZEJ...124	W2FCR...109	UA0ML...105	OX5AP...102	K6OL...100	
WB2BNJ...124	W8HXZ...109	EA5FJ...104	UP2KCB...102		

Radiotelephone

W1EGT...281	OH2BAD...203	DL2IX...119	DL7OD...108	WA5QFQ...104	K6GAK...101
IKN...266	K1CMI...196	WA1HJZ...114	W2FCR...108	W7DOZ...104	LU2BU...101
G3UML...265	WB2JGO...155	W4TJF/3...114	9K2CF...108	K1JHX...103	1IECF...100
W7LFA...224	WA3JDA...143	WA1JHQ...112	W2IOZ...107	SV1BY...103	K6EIV...100
TG9UZ...222	UA3AVV...125	WB2BNJ...110	CT1RR...106	WA1BFD...102	K0BXI...100
OH2BR...216	OE1ZRC...124	W0KDD...110	K0BJM...105	K4DEZ...101	VE3DNR...100
					WB4GTC...100

Endorsements

Endorsements issued for confirmations credited from July 1, 1969 through July 31, 1969 are listed below. Endorsement listings from the 120 through the 240 level are given in increments of 20, from 250 through 300 in increments of 10 and above 300 in increments of 5. The totals shown do not necessarily represent the exact credits given but only that the participant has reached the endorsement group indicated.

335	310	YV5BZ	K8LAE	W9IGW	200	W7GVX	K0DEQ
W6ANN	W1BPPY		OE2EGL		K38GE	W8MKE	W18WX
W9FKC	W7BA	280	OH2BR	240	PY4AP	W9EH	WA3JDA
	W9NLJ	JA8ADQ	VE3ATU	CE8GS	SM5BZH	WA9OVU	W6AYQ
330		W6AAO	W5LJT	JA1MIN	VE2DCY		WB8ANV
W6IBD	305	W6BS	WA5REU	VE8ABP	WA2TIF	160	
	K1HVV		W8HVN	W3AES	WB2RBG	K2UFM	
W2BMK	W1BPW	270	W0CAW	W9EXE	W0BE	OK1JD	120
W6CAE	W2NUT	F9RM		W9OW	W0DAK	W1RFQ	DL9OL
	W4HOS	K1JHX	250			W42HIF	K3LGM
320		W1ECH	DL7EG	230	180	W8C	UA6KAE
K1SHN	300	W2OBX	G2TA	DL1LZ	DL0FT	W6JNM	VE8ZZ
WA2RAU	K4YYL	WA2BRI	K41EX	IIR	G3KAA	W7BJ	WA1HJZ
	W8ILC	W3BWZ	K9QIE	K4RSM	I1CTL	WA9OTE	WA1HNR
315	W9GDI	W3NB	VO1BD	K8PYD	JA1OCA		WA3CSF
PY2CQ		W0BL	VE3UR	UW3DR	K2EUR	140	W4UHI
PY28Q	290		VE7NA	VE3UR	K4HJJ	I1BOL	WB4JCV
VK3AHQ	HK3AFB	260	W1M1J	VE5GG	K4YXJ	K9CVO/1	W6EIF
W1TS	W2FXE	DL3ZA	W2MZV	W2NIN	W3HNK	K3CRC	W7PN
ZL3IS	W8IBX	K4RSY	W4OEL	W8BIE	W6VD	K3ILC	W8JJA
						K6TVL	

Radiotelephone

320	270	W8GUZ	VE8ABP	W4BA	160	K8PYD	120
WA2RAU	VO1BD	W8VHY	V88DR	W5WJQ	JA1OCA	W1DWQ	DL9XR
			W2SSC	WB6RMZ	WA2TIF	W2LCW	W2ELW
290	260	240	W0BL	W9EXE	WA2VEG	WA21WH	WB2MOI
PY7YS	F9RM	YV4UA	WA9OAH	W9NLJ	WBABAP	WA2V8Q	W3SEJ
WA4WIP	WA5IEV	W8GKM			W7BJ	W2CDF	WA3EQY
	WA5REU	W0MGI	200	180	WA8OTE	WB6DXU	WB4JCV
280	W6PTS		CE8GS	G5AFA		W7ELU	W4WVF
HK3AFB		230	JA1MIN	W2NQR	140	W9KRU	W0PAN
W1BPPY		K1HVV	K2AB	WA2CGD	V86AL	WA9NFJ	ZL1AAP
W2FXE	HP1JC	K1LHT	VE3CUS	WA5REB	K2EUR		
W3AEV	VE3AIU	VE3UR	W3AES	WA8YBB			

W4SQE	121,500-100-60-14	KØYVU	73,950-251-58-12
K4CIA	120,475-389-61-12	W6DGH	68,200-241-55-7
W2BAN	119,180-400-59-18	W8DQL	60,155-222-53-8
K6CAG/1	118,400-370-64-17	W8GAI	59,670-221-54-9
W5EKF	117,490-379-62-15	K4FU	58,320-209-54-8
W1AW (K6OSO, opr.)		K3AKR	57,375-221-51-15
	115,920-364-63-13	WA9B WY/9	54,340-205-52-10
W4TYE	113,390-369-62-14	W3DPJ	41,760-167-18-2
W47SP	105,530-341-61-10	W2SIH	41,595-173-17-6
K7WWR	105,280-329-64-11	K8HKM	41,580-185-14-6
W8DQL	104,500-340-60-12	K4BSS/4	40,800-154-51-5
W4KFC	103,700-333-61-4	K6BWD	38,250-148-51-12
W6NKR	103,320-321-63-9	W4KFC	35,860-156-44-3
KØRPU	103,200-338-60-11	W4MFLC	32,430-134-47-9
KØAZJ	102,955-345-59-7	W7TVF	30,550-124-47-9
K1ZND/Ø	102,000-333-60-6	W8AP	30,530-137-43-6
WA8AJZ/Ø	102,000-333-60-7	W5MQ	29,375-121-47-9
WØSDC	102,000-334-60-6	WA4WSW	26,455-123-43-6
W7GHT	101,680-322-62-19	K4TTN	24,510-114-43-8
K2EUI/5	101,400-331-60-4	W1NJL	24,400-115-40-5
W1BGB/2	101,100-330-60-6	W1ETU	23,800-140-34-5
W5OB	100,595-334-59-15	W4MXU/Ø	23,400-113-39-6
		W49YQT	21,935-103-41-6
		K9GEL	21,060-104-39-7
		W6PAN	21,000-97-42-4
		W2RKK	20,475-110-35-4
		W6KB	20,295-92-41-5
		W8DYF	20,140-105-38-10
		WA3JKO/3 (WA3s HGX JKO)	29,610-141-42-6

PHONE

K1ZND/Ø	106,495-354-59-13
K3HKK (K3AHT, opr.)	
	95,700-323-58-15
WA2BAN	91,800-336-54-18
WA2ATO	89,775-315-57-12
WAØTE	87,300-288-60-14

(GMT October 17 becomes 2130 EDST October 16.)
W6OWP (W6ZRJ, alternate) will transmit a qualifying run on 3590 and 7129 kHz. 0400 GMT October. (In converting, 0400 GMT October 1 becomes 2100 PDST September 30.)

Code Practice

W1AW transmits daily code practice according to the following schedule. For practice purposes, the order of words in each line may be reversed during the 5-13 w.p.m. transmissions. (Each type carries a checking reference.)

Speeds	Local times/days	GMT times/days
10, 13, 15	7:30 P.M. EDST daily 4:30 P.M. PDST	2300 daily
5, 7½, 10, 13, 20, 25	9:30 P.M. EDST / SnTTh 6:30 P.M. PDST	0130 MWFSn
"	9:00 A.M. EDST MWF 6:00 A.M. PDST	1300 MWF
35, 30, 25, 20, 15	9:30 P.M. EDST MWF 6:30 P.M. PDST	0130 TThSat
"	9:00 A.M. EDST TTh 6:00 A.M. PDST	1300 TTh

The 0230 GMT practice is omitted four times a year on designated nights when Frequency Measuring Tests are made in this period. To permit improving your list by sending in step with W1AW (but not over the air!), and to allow checking the accuracy of your copy on certain tapes, note the GMT dates and texts to be sent in the 0230 GMT practice on the following dates:

	Date	Subject of practice text from August QST
Oct. 13:		<i>It Seems to Us</i> , p. 9
Oct. 16:		<i>Fixin' The Station Receiver</i> , p. 17
Oct. 21:		<i>Building A Novice Rig</i> . . . , p. 37
Oct. 23:		<i>Amateur Radio Public Service</i> , p. 60
	Date	Subject of practice text from <i>Understanding Amateur Radio</i>
Nov. 5:		<i>Odd Harmonics</i> , p. 112
Nov. 7:		<i>Using the Transmatch</i> , p. 113

ARRL CODE PROFICIENCY PROGRAM

Qualifying Runs

Any person can apply for an ARRL code proficiency award. Neither League membership nor an amateur license is required. Send copies of all qualifying runs to ARRL for grading, stating the call of the station you copied. If you qualify at one of the six speeds transmitted (10-35 w.p.m.) you will receive a certificate. If your initial qualification is for a speed below 35 w.p.m., you may try later for endorsement stickers. Each month the ARRL Activities Calendar notes the qualifying run dates for W1AW, and W6OWP (W6ZRJ, alternate) for the coming 3-month period.

W1AW will transmit a qualifying run on all listed c.w. frequencies at 0130 GMT October 17. (In converting, 0130

W1AW FALL-WINTER SCHEDULE, EFFECTIVE OCT. 26

(The W1AW Spring-Summer schedule, through Oct. 25, appears in Sept. QST.)

The ARRL Maxin Memorial Station welcomes visitors. Operating-visiting hours are Monday through Friday 3 p.m.-3 a.m. EST, Saturday 7 p.m.-2:30 a.m. EST and Sunday 3 p.m.-10:30 p.m. EST. The station address is 225 Main Street, Newington, Conn., about 7 miles south of Hartford. A map showing local street detail will be sent upon request. If you wish to operate, you must have your original operator's license with you.

GMT*	Sunday	Monday	Tuesday	Wednesday	Thursday	Friday	Saturday
0000							
0030	← CODE PRACTICE DAILY ¹ 10-13-15 w.p.m. →						
0100	← C.W. OBS ¹ →						
0120-0130 ⁴			3.700 ⁶	14.020	14.020	7.150 ⁶	14.020
0130			3.700 ⁶	14.100	14.100	7.150 ⁶	14.100
0200	← PHONE OBS ² →						
0205-0230 ⁴			3.820	50.120	145.600	1.820	21.270
0230	← CODE PRACTICE DAILY ¹ (35-15 w.p.m. TThSat), (5-25 w.p.m. MWFSn) →						
0330-0400 ⁴			3.555		1.805		3.555
0400	← RTTY OBS ³ →						
0410-0430 ⁴			3.625	14.095	7.095	14.095	3.625
0430	← PHONE OBS ² →						
0435-0500 ⁴			7.220	3.820	7.220	3.820	7.220
0500	← C.W. OBS ¹ →						
0520-0530 ⁴			3.700 ⁶	7.020	3.945	7.150 ⁶	3.520
0530-0600			3.700 ⁶	7.080	3.945	7.150 ⁶	3.555
0600-0700			7.080	3.945	14.100	3.555	7.080
0700-0800			14.280	7.255	3.945	14.100	14.280
1400	← CODE PRACTICE ¹ (5-25 w.p.m. MWF), (35-15 w.p.m. TTh) →						
2000-2100		14.280	21/28 ⁵	14.095	21/28 ⁵	14.280	
2100-2200		14.100	14.280	14.100	14.280	14.100	
2300-2345		7.255	21/28 ⁵	21.1 ⁶	21/28 ⁵	7.255	

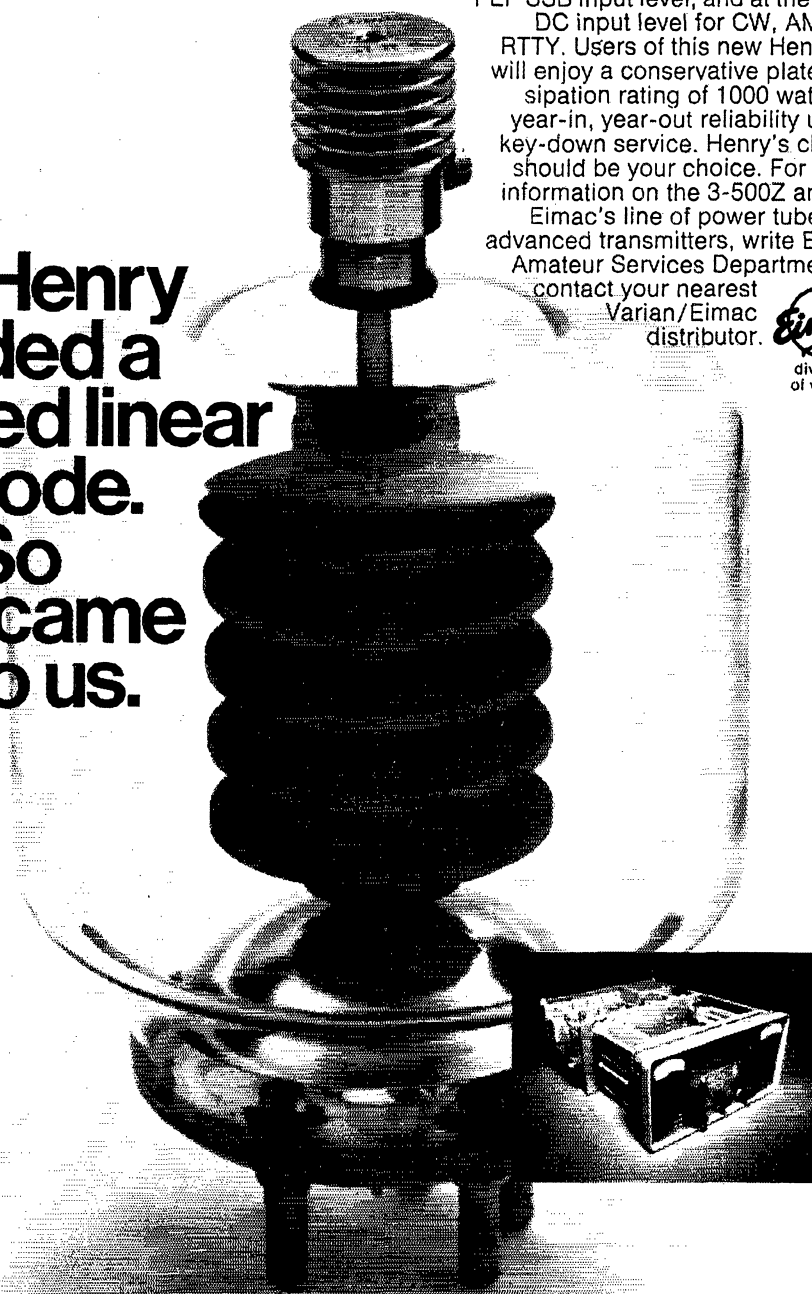
¹ C.W. OBS (bulletins, 18 wpm) and the code practice on 1.805, 3.52, 7.02, 14.02, 21.02, 28.02, 50.02, and 145.6 MHz.
² Phone OBS (bulletins) 1.82, 3.82, 7.22, 14.22, 21.27, 28.52, 50.12, and 145.6 MHz.
³ RTTY OBS (bulletins) 3.825, 7.095, 14.095, 21.095 and 29.015 MHz.
⁴ Starting time approximate. Operating period follows conclusion of bulletin or code practice.
⁵ Operation will be on one of the following frequencies: 21.02, 21.08, 21.41, 28.02 or 28.52 MHz.
⁶ W1AW will listen in the Novice segments for Novices, on the band indicated, transmitting on the frequency shown.
⁷ Bulletins sent with 170-Hertz shift, repeated with 850-Hertz shift.
 Maintenance Staff; W1s QIS WPR, K6OSO. * Times-days in GMT. Operating frequencies are approximate.

**Ted Henry
needed a
rugged linear
triode.
So
he came
to us.**

Two rugged Eimac 3-500Z high-mu triodes are featured in Henry Radio's new 2K-3 linear amplifier. Henry designed the amplifier around versatile Eimac power tubes because these popular triodes are ideal for grounded-grid operation at the 2 kW PEP SSB input level, and at the 1 kW

DC input level for CW, AM and RTTY. Users of this new Henry rig will enjoy a conservative plate dissipation rating of 1000 watts for year-in, year-out reliability under key-down service. Henry's choice should be your choice. For more information on the 3-500Z and on

Eimac's line of power tubes for advanced transmitters, write Eimac Amateur Services Department or contact your nearest Varian/Eimac distributor.



In the power tetrode field we're defining the state of the art by demonstrating intermodulation distortion better than any other known tubes. In 1966 we introduced the 4CX1500B, a 1.5 kW tetrode with the highest linearity then known; better than -40 dB 3rd order IM distortion. Since then we produced the 4CX600J, a 600 watt tube with -45 dB 3rd order IM products—without feedback—and later a 5 kW tetrode with the same figure. Now the latest tetrode in our program, a 15 kW tube, exhibits -40 dB 3rd order IM products. We can show IM distortion improvements from 10 to 20 dB in a practical quiescent plate current range.

Other tetrodes now under development will deliver up to 40 kW with linearity as high as -45 dB IMD, according to preliminary data. Such performance advances are part of a long range program employing computer-assisted design studies to optimize internal tube geometry—all part of our plan to insure you get state of the art products every time you buy from Eimac.



Contact your nearest Varian/Eimac distributor or ask Information Operator for Varian Electron Tube and Device Group.

**No tetrodes
with higher
linearity.**



• All operating amateurs are invited to report to the SCM on the first of each month, covering station activities for the preceding month. Radio Club news is also desired by SCMs for inclusion in these columns. The addresses of all SCMs will be found on page 6.

ATLANTIC DIVISION

DELAWARE—SCM, John L. Penrod, K3NYG—SEC/PAM: W3DKX. RM: W3EEB. Renewals: K3KAJ as ORS, WA3DUM as ORS, W3EEB as ORS/RM, WA3-HWC as OVS, W3RDZ as OO, K3GKF as OO. K3GKF is a very busy OO, having sent some 250 notices the first six months of the year. K3OBU has moved to the E. Pa. section. We welcome our 2-meter NCS back on the air. Bill had a slight stroke which disabled him for a short time. The U. of Del. station will be back on the air this fall. The emergency power plant came in handy recently. K3NYG watched the moon landing strictly on emergency power. We are going to bring W3FEG out of retirement so that he may keep the juice on. It's the season for club activity. Have you attended a club meeting recently? DEPN reports QNI 48. QTC 6, bulletin 3. K3-EPN reports QNI 33. QTC 0. DTMN reports QNI 19. Traffic: W3DKX 30, WA3GSM 17, W3TRC 9, WA3DUM 8, K3NYG 2.

EASTERN PENNSYLVANIA—SCM, George S. Van Dyke, Jr., W3HK—SEC: W3ICC. RMs: W3EML, K3-MVO, W3MPX, K3SLG, WA3GLI, K3MYS. V.H.F. PAM: W3FGQ. OBS reports were received from WA3-

HMK, WA3JKB, WA3AFI, K3RDM, WA3EEC, K3-WEU, WA3IHV, W3CBH and WA3JKO! OVS reports from K3VAS, K3WEU, WA3JWL, WA3IOB, W3CL, WA3EEC, WA3KTP and WA3BSV; OO reports from W3KEK, K3WEU, W3NNC, WA3EEC, WA3IUV, WA3-FBD.

Net	Freq.	Operates	QNI	QTC	RM/PAM
EPA	3610	Daily	6:45 P.M.	268	274 W3MPX
PTN	3610	Daily	6:00 P.M.	250	179 W3MPX
PFN	3960	Mon.-Fri.	5:30 P.M.	453	302 K3SLG
ENTN	3740	Daily	7:15 P.M.	187	78 WA3IUV
EPAEP&TN	3917	Daily	6:00 P.M.	391	173 WA3GLI
VHF (6)	50.64	Mon.-Fri.	7:00 P.M.		W3FGQ
VHF (2)	145.35	Mon.-Fri.	8:00 P.M.		W3FGQ
Novice	7170	Daily	4:30 P.M.	67	WA3JWF

W3CUL, W3VR, W3EML, W3MPX and WA3IHV made the BPL. WN3MHD passed the General Class exam. W3EML reports the Boy Scout Jamboree perked up traffic a bit. W3MPX is working hard keeping two nets on the go. WA3JWF reports his Novice net will need help after school starts. K3MVO visited Hq. WA3ATQ reports a balun antenna sure helps signals. WA3IYC got his 20 w.p.m. certificate. WA3AFI is learning how to use his new R-4B. WA3JKB joined Army MARS. WN3-LVC got his big G ticket. K3RDM has a new HW-22A. WA3IOB went mobilizing in VES-Land. The v.h.f. nets need liaison to h.f. K3WEU is back from the hills in Maine. WA3CKA has a home-brew rig for s.s.b. working now. WA3HMK has a new SB-500. WA3FBP built an HW-100 for a blind ham friend. WA3EUV will be operating from W3AEG at Lehigh U. W3EU says he likes retirement. Work is interfering with W3BNR's skeds. W3BUR vacationed in VE1-, 2- and 3-Land. WA3HIT, new Philadelphia Co. EC, held his first organization meeting and things look like they may get started again. Summer is over and I hope all the repair work on antennas was completed! WA3KEM has a new NCX-3 in his VW. WA3FVK, now in the Merchant Marine Academy, would like to hear from the gang in EPA. Address Midd DeHaven, Section 73-370B, USMMA, Kings Point, N.Y. 11024. Traffic: W3CUL 3837, W3VR 1591, W3EML 727, W3MPX 504, WA3EXW 250, WA3IHV 237, WA3IUV 222, WA3JWF 134, K3MVO 116, K3OIO 113, WA3JGN 104, W3HEK 82, WA3ATQ 70, WA3-EEC 66, WA3GLI 65, WA3IYC 52, W3NNL 46, WA3AFI 40, WA3GUK 33, WA3JKO 29, W3HNC 26, WA3JWL 26, WA3JZB 24, K3VBA 23, WA3GAT 23, WA3JKB 22, W3AIZ 19, WN3LVC 19, W3FPC 18, WA3IOB 15, K3-RDM 15, WA3HGX 14, WA3GAP 12, K3WEU 12, WA3-IAC 11, W3JSX 11, WA3BSV 8, W3VA 6, W3CRH 5, WA3CKA 4, W3CL 4, K3KTH 4, WA3BJQ 3, WA3HMK 3, WA3EUV 2, WA3FBP 2, WA3IAZ 2, W3ADE 1, W3-BNR 1, W3BUR 1, W3EU 1, W3KEK 1, WA3KTP 1, W3OY 1.

DELAWARE QSO PARTY

November 1-3, 1969

The Delaware ARC, W3SL, announces its 14th Delaware QSO Party and invites all amateurs to participate. Delaware hams are urged to work as many out-of-state stations as possible so that those interested can earn credit toward WAS and the W-DEL certificate. **Rules:** The contest will take place in the 30-hour period from 2300 GMT Nov. 1 to 0500 GMT Nov. 3. There are no power restrictions. Del. stations score 1 point per contact and multiply the total by the number of states, Canadian Provinces and foreign countries worked. Outside stations score 5 points for each Del. station worked and multiply the total by the number of counties in Delaware worked during the contest period. Credit will be given for contacts with the same station on more than one band, but not for contacts with the same station using two modes on the same band. A certificate will be awarded the highest-scoring station in each state, Canadian Province and foreign country (with 3 or more contacts) and to the highest-scoring station in each Delaware county. In addition, a W-DEL certificate will be sent to any station working all three Delaware counties. Party logs showing required date will be accepted in lieu of QSLs. Suggested frequencies are cw 3560 7060 14060 21060 28060, phone 3975 7275 14325 21425 28650, vhf 50 50.4 and 144 MHz. The general call will be CQ DEL, Delaware cw stations should identify themselves by signing DE (call) DEL K. Phones say Delaware calling. Del. stations send QSO number, RS(T) and county (New Castle, Kent or Sussex). All others send QSO number, RS(T) and state, province or country. Logs and scores must be postmarked no later than Dec. 1, 1969 and should be sent to the Del. ARC, c/o Ross Hawkins, 125 Greenbank Rd., Apt. B-4, Wilmington, Del. 19808. (Applications for the W-DEL certificate also go to this address.)

MARYLAND-DISTRICT OF COLUMBIA—SCM, John Munholland, K3LFD—SEC: W3LDD.

Net	Freq.	Time	Days	Sess.	QTC	Ave.	QNI	Mor.
MDD	3643	2300Z	Daily	31	248	10.2	W0UCE/RM	
MDDS	3643	0030Z	Daily	20	23	3.7	W3CBG/RM	
MDCTN	3920	2200Z	STTS	18	75	14.7	W3ATQ/PAM	
MEFN	3920	2200Z	MWF	22	68	21.3	K3IAG	
		1700Z						
MTSN	50.400	0000Z	M	4	5	5.5	WA3EOP	
MTMTN	145.206	0100Z	T-S	25	50	10.8	W3IFW	

Appointments: WA3AJR as EC Prince Georges County. Endorsements: W3IN as OO. W3GEB as ORS. W0-UCB/3. W3ATQ, W3CBG and the MDD-MDDS-MDCTN gangs enjoyed eyeball QSOs in Patapsco State Park at their Annual Picnic July 27. The highlight of the occasion was the award to W3TN by the MDD gang of a nickel-plated handkey inscribed "Iron Man Award presented to Dave B. Fell, W3TN, in appreciation of his long service to Amateur Radio and the MDD Net." WA3HEN, W3LQY and K3TBD awarded the title of "Mr. Twinkletoes" to K3GZK in the name of the MTMTN. Your SCM had the pleasure of awarding a total of 87 Section Net certificates to stations active in MDD, MDDS and MDCTN. W3JPT reports that AMSAT hosted a NASTAR group from New York and heard speakers on the Amateur Moon Relay Project.

(Continued on page 124)

NOW ON AT YOUR DEALERS -




● You've heard about this fabulous Galaxy GT-550...maybe you've even had an opportunity to sit down and try one at your Dealer's or a fellow Ham's place. Sooner or later you figure you're going to own one—well, *NOW's* the time! During the month of October all Galaxy Dealers are giving away a VOX Accessory with every GT-550 sold. But if you're going to get one—act now, your order has to be in before November 1st, 1969!

QST-GG-46

**Your Bonus Gift for buying
in the Month of October!**

VOX ACCESSORY - VOX35C

Completely solid-state and instant plug-in (internally) on the GT-550 chassis. Three controls allow full-range settings for "vox gain", "anti-vox gain" and "time" delay. Controls may be adjusted from outside cabinet. Regularly sells for \$29.95.



OFFER GOOD AT ALL GALAXY DEALERS

FREE!

1970 EDITION WORLD RADIO

Electronic Equipment CATALOG



FREE!

112 VALUE-PACKED PAGES! OUR BIGGEST EVER!

The latest in quality electronic equipment! Money-saving buys on everything in electronics, including new and exclusive items available *only* at World. AND everything in our Catalog is available on our easy monthly credit plan!

SHOP BY MAIL AND SAVE ON — Special Package buys on name brand Amateur, CB and Hi-Fi equipment selected by WRL experts • Amateur Gear • CB Equipment • Stereo Hi-Fi • Electronic & Hobby Kits • Tape Recorders and Tape • Walkie Talkies • Shortwave Receivers • Phonographs • Speakers • Record Changers • FM/AM & VHF Radios • Intercoms • PA Equipment • Test Equipment • Antennas • Tubes and Transistors • Automotive Electronics • Tools & Hardware • Books • Headphones • Microphones • Wire & Cable • Parts & Batteries

Use our easy monthly credit plan or your BankAmericard or Master Charge to buy anything in our Catalog!



WORLD RADIO

3415 West Broadway
Council Bluffs, Iowa 51501 QST-EE46

Gentlemen:

Please send me your FREE 1970 Catalog.

Name _____
 Address _____
 City _____ State _____ Zip _____

MAIL IN THIS
COUPON NOW!

Diode Switching for VHF FM Channel Selection

(Continued from page 17)

12 volts d.c. be available at the control position, as well as in the equipment itself. A voltage divider, $R_3R_4R_5$, is tapped at 4 and 8 volts. The remote control switch S_1 connects the switching matrix to either +12 volts or ground. In the position shown, the d.c. voltage is applied through RFC_3 to the diodes. Note that it is applied to the cathode of CR_1 and the anode of CR_2 . The anode of CR_1 has 8 volts on it, from the voltage divider, so it is reverse-biased. The cathode of CR_2 has 4 volts on it, so it is forward-biased, connecting crystal Y_2 into the circuit. The situation reverses when S_1 is in the other position, CR_1 being forward-biased and CR_2 reverse-biased.

The r.f. chokes RFC_1 and RFC_2 affect the operation. It is easiest to get working if 2.5-mh. chokes are used, but smaller ones, or TV peaking coils, may work. Oscillator output level can be checked by measuring bias developed at the first multiplier grid (or grid current) and chokes selected for best results.

This modification is easily used with Motorola or Marconi transmitters, but may be more difficult with G.E. Progress-Line transmitters and receivers. The G.E. units have their crystals working into a lower capacitance (10 pf.) than the other two, and the modification introduces some stray capacitance, which tends to lower the frequency of oscillation. Motorola crystals, for 24-times frequency multiplication, may be used in the Progress-Line transmitters, to get around this problem. It may also be necessary to increase the value of the screen-to-cathode capacitor in these units.

Diode switching can be used in circuits where both sides of the crystal are above ground, but providing for individual frequency adjustment may be difficult. A modification for the Motorola 5V transmitter is shown in Fig. 4. The tuned circuit L_1C_4 is as in the original, with C_3 added to tune down into the 2-meter band. The extra capacitance required is 30 to 40 pf. The netting capacitors C_1 and C_2 are added, for individual crystal-frequency adjustment. The chokes and electrolytic capacitors, L_2-C_6 and L_3-C_7 are to be used only if necessary to remove hum or other modulation from the d.c. leads. Otherwise, the circuit is similar to that of Fig. 3. QST

Transistor Checker

(Continued from page 19)

Test Procedure

To test an unknown transistor with this unit, proceed as follows:

- 1) Place the transistor in the socket or connect it to an appropriate cable-aud-plug assembly inserted in J_1 .
- 2) Move S_1 to ON.
- 3) Set S_6 to TYPE CHECK. The S_2 position

that results in a meter reading indicates the transistor type. If the same reading is obtained in both positions, the transistor is no good. However, if meter indications are obtained in both positions and one reading is much higher than the other, the transistor is probably okay. The smaller reading is a measure of leakage currents, and it varies from transistor to transistor.

4) With S_2 set at the appropriate position determined in step 3, put S_6 in the BETA TEST position. If M_1 doesn't read zero, the transistor is bad. If the transistor appears to be okay so far, close S_3 . The meter needle should move up scale. If no reading is obtained, set S_6 at a different position and close S_3 again. If no setting of S_6 will cause the meter needle to move above zero when S_3 is closed, the transistor is defective.

5) Return S_1 to OFF. QST

Silent Keys

It is with deep regret that we record the passing of these amateurs:

W1EAE, Bigelow Green, South Acton, Mass.
W1FKQ, Richard Warren, New Haven, Conn.
W1GMR, Stanley E. Warner, Rocky Hill, Conn.
W1JQK, Walter M. Shorthouse, Hamden, Conn.
W1JU, Ralph M. Bray, Brookfield, Conn.
W1NVV, Oliver I. Morin, Jr., Randolph, Mass.
W1TCR, Norman J. Butler, Tilton, N.H.
W1WOO, Stowell R. Fenn, Middlebury, Vt.
W2FNNX, Frederick A. Lewis, Rock Tavern, N.Y.
W2KK, George D. Nicholson, Ocean City, N.J.
W2LAM, Edward Mulroy, Piscataway, N.J.
W2LGI, Joseph W. Stachnik, Hempstead, N.Y.
K2SIJ, Fr. Roeh J. Mullin, Garrison, N.Y.
WA2TTB, Lt. Ronald L. Warnett, Morristown, N.J.
W2UOH, ex-W8NTZ, Walter A. Krieman, Tonawanda, N.Y.
W3CER, Denvil O. Compton, Washington, D.C.
WA3DQT, Robert A. Ghelardi, Bloomsburg, Pa.
W3FOC, Joseph J. Heindl, Jr., Baltimore, Md.
W3JP, Dr. Leon Freedom, Baltimore, Md.
W3PGV, Archie F. Wittenberg, Wilkinsburg, Pa.
W4MUP, Wiley R. McKellar, Jr., Goldsboro, N.C.
W4RLQ, Robert L. Buyea, Coral Gables, Fla.
W4TFC, Lloyd Fishbeck, Lake Wales, Fla.
K4VQD, John H. Keaton, Elizabeth City, N.C.
W5DCV, William N. Broman, Austin, Texas.
W5JQ, Richard W. Keeling, Houston, Texas.
WA5MZE, Sam O. Harter, Grove, Okla.
K5OCM, Joseph T. McConchie, Natchez, Miss.
K5ZCU, Elmo C. Parnell, Beaumont, Texas.
K6BID, Adrian A. McCroskey, Riverside, Calif.
W6CQS, Edna D. O'Donnell, Long Beach, Calif.
W6HN, John Kaye, Redlands, Calif.
WB6MZI, Jesse C. Kelley, Woodland Hills, Calif.
WB6OHH, William L. McKee, Riverside, Calif.
W6OTC, Richard A. Froney, Glendale, Calif.
W7IVT, James C. Woods, Seattle, Wash.
WA7KBJ, Dellmere J. Peterson, Port Angeles, Wash.
W7OKX, Richard W. Nuttall, Midvale, Utah.
W7VNE, Malcolm J. Juring, Anaconda, Mont.
W7VUD, Marvin E. Youker, Auburn, Wash.
K8AAG, Emmett M. Gant, Fairview Park, Ohio.
W8CRM, William O. Gassett, Dearborn, Mich.
K8DII, Harley R. Chaffin, Canton, Ohio.
K8SFZ, Richard Baxter, Dearborn Heights, Mich.
W9TC/K4GB, Oral H. White, Franklin, Ind.
WA9VHI, Henry R. Werts, Alton, Ill.
K8URQ, Jesse E. Comer, Grant City, Mo.
VE1AZ, G. M. Howell, Riverview Heights, N.B.
EI7L, Andrew J. Kettle, Dublin, Ireland.

Great NEW Values from World Radio!

Write for Free 1969 Catalog



WIRED — Ready for Operation

● Designed for the Amateur whose interest is 80 and 40 meter SSB. Here's power and performance at a very reasonable cost! Power to make good contacts...a selective Receiver, Stability and compactness! (5" x 11 1/4" x 10"). Weight 11 pounds. Smaller by far than anything in its power class. Beautifully finished...a Fantastic performer! Available in both Fixed Station and Mobile Packages (not shown).

THE BEAUTIFUL NEW Duo Bander "II" TRANSCEIVER


ORDER #66MA059 **\$169⁹⁵**

Only \$8 Monthly on payments


LOOK AT THESE FEATURES: Up to 400 watts * PEP/SSB • 2 Kc Calibration • Solid State VFO • Covers LSB on 3.8-4 and 7.1-7.3 mHz • Sharp 2.7 kHz Crystal Filter • New, husky 6LB6 tubes in the final to a Pi-network • "S" and RFO Metering • E-Z one knob tuning.

*With individual Deluxe WRL Supplies.

AS A
HOME
SUPPLY



AS A
MOBILE
SUPPLY



BRAND NEW FROM WRL! THE

"Duo Power 300" DUAL POWER SUPPLY

Change in an instant
from Mobile to Home!

● The all-new "Duo-Power 300" Supply is ideal for the man using the rig as Fixed-Mobile-Portable at the least cost. Use as a complete 12VDC mobile supply or unsnap the transistor module end and use it for a 115VAC home supply. Approx. 5 5/8" x 6 1/2" x 9 1/2" (HWD). Weight 18.5 lbs.

Rated for operation
at 300 Watts PEP
with all Duo-Bander
models — fixed or
mobile.

ORDER #66MA003
\$149⁹⁵

Only \$8 monthly

Buy 'em together — SAVE \$20!* (Order Package ZZM189)

You get the DUO-BANDER II and DUO-POWER 300 Both for \$299.90! *Cash order only

Write for
Catalog on
other
Packages
Available

QST DD46



WORLD RADIO

3415 West Broadway • Council Bluffs, Iowa 51501

"SERVING THE AMATEUR FOR OVER 33 YEARS"

K3TEZ, a newcomer to MDC from WPA, plans to give local traffic circles a whirl when he completes his new HW-100 kit. WA3LFL lost his v.h.f. antennas in a storm July 6. Glad to hear that W3BWT is well again after hurting his back in a fall. K3IYJ and W3ZGJ now hold Advanced Class tickets. W3CSZ is on RTTY. All bands. W4TFX/3 enjoyed the July OD Party. WN3KQV qualified as WA3KQV with a General Class ticket while Apollo 11 raced for the moon. W3ZNV enjoyed seeing the gang at the MDC picnic. W3EEB was a senior delegate from Delaware. Thanks to K3QDC for taking good care of the "QNC Kitty" for the past year and to K3GZK for taking it over for the next year. Nice to hear K3JYZ in good voice at the picnic. WA3LQM is a new Technician. Hats off to K3RGB and his pace-setting Baltimore City AREC gang which held a local SET to make ready for the 1969 hurricane season. Good luck to K3OAE at W9YT with the Wisconsin gang. Traffic: WA3YS 541, W3ATQ 250, W3UCE/3 189, WA3-LJR 175, W3DYA 130, WA3GUI 125, W3TN 113, K3GZK 97, K3OAE 68, WA3HEN 51, K3LFD 48, WA3IAQ 47, W3ZNV 24, W3ECP 21, K3RGB 21, W3EOV 20, K3QDC 18, WA3GXN 15, W3PRC 13, W3ZSR 12, K3TBD 7.

SOUTHERN NEW JERSEY—SCM, Edward G. Raser, W2ZI—Asst. SCM: Charles E. Travers, W2-YZ, SEC: W2LVW. RMs: WA2BLV, WA2KIP. PAMs: WA2UVB, W2ZI. Be sure to get your monthly traffic reports and other interesting section news to me not later than the 5th of the month. The New Jersey Emergency Phone & Traffic Net Dinner will be held this year at Barretts Restaurant, River Road, Trenton on Sat. Oct. 25. Send your reservations to WA2TAF, chairman. The NJRA will hold its Annual Hamfest at Molia Farms, Malaga, N.J. Sept. 7, rain date the 21st. NJPEN reports 31 sessions QNI 490 stations and 257 traffic. W3HX recently retired from the Plasma Lab., Princeton U., after 15 years service. W2WI has a minibeam and gets out real well for an apartment installation. WA2HQE, in Princeton, is now Navy MARS N0HAC. A new one in Pennington is N0TPL. W2-ZVW is moving to New Mexico and has a new job with the State Police Radio Division. W2ZQ participated in the July CD Party. K3CPF reports 34 sections, total of 13,000 points. Newly-appointed OPSs are WB2WHB, WA9PRE/2, W2DNF, W2CDZ, W2BLM and W2ZQ. A newly-appointed ORS/OO is WB2DRG. He has organized the 40-Meter Novice Training Net on 7190 kc. WA2PGS reports the Penn-Jersey YLRL Club operated Field Day using the call WA3MOI with 11 YL operators. Bob Schroeder passed the Tech. Class exam and is now WA2JZF in Trenton. The following endorsements were made: W2GOK, WB2TEN, W2KGM, W2ORS, WA2DVU, K2RXB, W2LVW, WB2SFX, W2EIF and WA2KAP. Traffic: (July) WB2DRG 147, W2PU 106, WB2VEJ 74, W2ZVW 30, WA2KIP 20, W2BLM 16, W2-JI 14, W2ZI 14, W2DNF 12, W2ORS 10, W2YPZ 5, W2-ZQ 1. (June) W2PU 36, W2BLM 11, W2JI 2.

WESTERN NEW YORK—SCM, Richard M. Pitzeruse, K2KTK—Asst. SCM: Rudy W. Ehrhardt, W2-PVI, SEC: W2RUF. RMs: K2KIR, W2FR, W2MTA, W2RUF. PAM: WB2VSL. The list of section nets appears in the June column. A new appointee is WB2VVZ as OO. WB2OYE renewed as ORS. K2DNN reports a new emergency 6-meter antenna system installed at St. Josephs Hospital in Elmira. W2RX, commercial pioneer in facsimile, a.m., f.m. and TV has retired. His newspaper articles on ham radio date back to the early '30s. Ernie has taught several thousand in amateur and commercial operations. Elected officers of the Niagara Radio Club are WA2PYT, pres.; WA2VZD, vice-pres.; WA2KXG, secy.; W2UMS, treas. WA2ARB has moved to Niagara Falls, and W2DXE QSYed to Cheektowaga. The Erie County Emergency Net has now become the Western New York Emergency Net, with W2PVI, K2CZV and WB2HCT as officers. WA4-PDM operated 1/2 at Camp Ildwood in Essex County. K2DNN remodeled the shack. Now all he has to do is make the rig work again. The Chemung County AREC group worked FD as WB2VPY/2 from Langdon Hill near Breesport. The powerful Niagara Frontier DX Assn. crew scored big in FD with some 2100-plus QSOs from a mountain top near East Otto. After a vacation in Canada, WB2WGF is rompin' and stompin' with a new pair of 813s. W2CFP arranged and coordinated activities at WB2VHX/2 at the Tompkins County Fair. WA2AWK reports the Onodaga County AREC Net has completed over 140 consecutive Mon. night AREC sessions. WB4GTS vacationed at home as WA2UFI. W2-MPM has obtained a new utility van and has offered use of same to the Monroe County C.D. Radio Officer. Ed also reports progress on an FET front end for his 2-meter f.m. receiver. WA2AWX has 6 elements on 6 meters at 45 feet and 11 elements at 50 feet for 2 meters. WB2QKQ is doing a fine job in his post as

editor of the *RAGS Review*. Congrats to BPLers WA2CAL and WA4PDM/2. Traffic: (July) WA2CAL 545, W2FR 339, W2OE 285, W2MTA 235, W2RUF 185, WB2SMD 165, K3KQC 163, WA4PDM/2 152, WB2VND 109, K2RYH 108, W2FEB 90, WA2UFI 67, WA2BEX 57, W2PVI 40, W2RQF 37, W2HYM 32, K2UIR 29, WB2-RWR 28, W2CFP 26, WB2OYE 24, WB2YEM 23, WB2-WGF 21, K2IMI 20, K2SPO 18, WB2HLI 16, W2PRY 14, K2KTK 12, WB2YEE 11, W2PNV 10, WA2GLA 1. (June) K2BWK 12, WB2YEM 12. (May) K2BWK 9, WB2YEM 5. Total traffic reported: 2900.

WESTERN PENNSYLVANIA—SCM, John F. Wojtkiewicz, W3GJY—SEC: W3KPK. PAM: W3WFR. RMs: WA3AKH, W3KUN, W3NEM. Traffic Nets: WPA, 0000 GMT: KSSN, 2330 GMT 3585 kc. The WPA traffic this month shows 30 schedules, 198 QNI with 101 pieces of traffic handled. Power and telephone lines were down because of a severe storm in the Monongahela/Youghheeny Valley, which activated K3SMB, EC for Allegheny County, K3CHD/mobile, K3LXB/mobile, WA3-CHC/mobile, W3DGK/mobile, W3OFI, W3RHF, WA3JFL, K3VCV, WA3BLW, K3IXB, K3QHM, WA3DFM, K3GFO and WA3GUN, who stood by at their respective stations ready to provide emergency communications if needed. This column is sorry to record the passing of W3QFR of the Pydings Store in Pittsburgh, W3LGG, ex-W8IOI/W8KAI, is now W3TR and acquired his Extra Class license. Teaching at Clarion State College this fall will be K2BBK/3, WA3YA phone patches with his SB-630. We take this opportunity to thank W3MFB, former RM and WPA traffic net mgr. for his tireless efforts on behalf of the traffic net for so many years. He now resides in Minnesota. K3HOT, on vacation in Montana, attended a hamfest in the Glacier National Park. Members of the FootHills Amateur Radio Club held a Junior Field Day to augment the ARRL National FD with much success. WN3MAD and WN3MAE have new Knight T-60 transmitters. WA3BGE studies electrical engineering. The Nittany ARC 2-meter repeater, WA3KUW, on 146.34 (input) and 146.76 (output) is now operational. WA3JDT resigned as EC because of schooling chores in Ohio. K3SMB and K3CHD are doing fine jobs with AREC work in the Allegheny-Westmoreland area. W3UHN put up a 1/2-wave 80-meter vertical dipole with a Hy-Gain balun for low-band DXing. W3YJL has moved to Florida. New officers of the Breezeshooters are K3IXB, pres.; WA3CEC, treas.; W3TZW, checker; K3VYO, K3FGQ and W3OFI, windgagers. Condolences to the family of W3SYU who passed on to the land of Silent Keys. WN3MVA and WN3MVD are new Novices in the Indiana area. Winter will shortly be upon us. Check your antennas before it's too cold. Endorsements: W3SN as ORS. Does your license expire soon? Traffic: (July) WA3IPU 228, W3-LOS 99, WA3AKH 86, W3KUN 70, W3GJY 40, K3SMB 37, WA3BLE 11, W3YA 10, K3SJV 7, W3SN 4, W3IDO 2. (June) K3SMB 28, W3SN 28, W3RSB 7.

CENTRAL DIVISION

ILLINOIS—SCM, Edmond A. Metzger, W9PRN—SEC: W9RYU. PAMs: WA9CCP and WA9PDL (v.h.f.). Cook County EC: W9HPG. Our sympathy to the family and friends of WB4IGL formerly W9PLH who passed away July 4 in Florida. W9HRY reports that the 9RN had a traffic count of 683 during the month. A new Novice heard was WN9AJA. WA9VJQ is on 2 meters and WA9-QAD is stacking Z seven element Cush Craft beams for 2 meters. WA9TCW's new QTH for the next few months will be the U. of Wyoming and WA9ZPR will attend Ohio Northern. WA9UNR received his Advanced Class license. WA9AKR received all three QSL cards from NSS, AIR and WAR for a.s.b. and c.w. contacts on Armed Forces Day. W9RYU has gone s.s.b. with a new Swan 500. W9KFK is the new Wheaton Community Radio Amateurs Club paper. WA9ZSY is now an Advanced Class licensee, and WN9YUH is General Class. WN9CFW is a new call in the Clinton area. W9LNQ is back in the traffic swing. W9HPG, Central Division Director for the past six years, was named Ham of the Year at the 35th Annual Hamfesters Picnic held in the Chicago Area Aug. 10. W9LDU, Lee County EC, reports that his county has been selected as an honor county for Civil Defense. The Moultrie Amateur Radio Club will handle communications for the National Pony League Series being held in Mattoon. An amateur radio station and a promotional public relations group will staff the station. W9ZTK has a new linear on 2 meters. WN9BVS, WN9-BVT and WN9BYO are graduates of the Chicago Suburban Radio Assn. Novice class conducted by WA9VYM. A new OBS appointee is WA9ZTJ. Our very deepest sympathy to Chuck Baer, ex-K9TVA, on the death of his father Melvin J. Baer, W9ACE/4 who became a Silent Key July 20 in Miami Shores, Fla. He will be sadly missed by all the Central Division gang. His was

INTRODUCING THE DELUXE **SWAN** *Cygnets*



MODEL 270... 5 BANDS... 260 WATTS

The deluxe Cygnet is a complete amateur radio station including AC and DC power supply and loudspeaker, beautifully integrated into one package. It contains all the features required for home station operation with enough power to work the world. Yet the 270 is compact and light enough to make an ideal 'traveling companion' on those business or vacation trips (second only to the XYL, of course). Incidentally, a carrying case for the Cygnet will soon be available.

For temporary mobile installation, either in your own or someone else's car, Swan will soon offer an installation kit, including antenna, which will put you on the air in 5 minutes (no holes). Thus, you'll be able to operate mobile from a rental car! For permanent mobile installation, your Swan dealer has mounting kits and 5 band antennas in stock.

For those who feel they need higher power to climb above the QRM level, Swan will soon announce a matching 1 KW Cygnet Linear. It will also come with a handle just in case you decide to take its 25 pounds along on a trip. With this much power of course, it works only on AC.

SPECIFICATIONS: Power Input: 260 watts P.E.P. in SSB voice mode, and 180 watts in CW mode ● **Frequency Range:** 3.5-4.0 mc, 7.0-7.3 mc, 14.0-14.35 mc, 21.0-21.45 mc, 28.0-29.7 mc ● **C.F. Networks:** Crystal Lattice Filter. Same as used in the Swan 500 C. 2.7 kc band width at 6 db down. 4.6 kc wide at 60 db down. Ultimate rejection exceeds 100db ● **Unwanted sideband suppressed.** 50 db, **Carrier suppressed** 60 db. 3rd order distortion down approx. 30 db ● **Audio Response:** flat within 3 db from 300 to 3000 cycles in both transmit and receive modes ● **Pi Antenna coupler** for 52 or 75 ohm coaxial cable ● **Grid Block CW** keying with off-set transmit frequency ● **Solid state VFO** circuit temperature and voltage stabilized ● **Receiver sensitivity** better than 1/2 microvolt at 50 ohms for signal-plus-noise to noise ratio of 10 db ● **100 kc Crystal Calibrator** and dial-set control ● **S-meter** for receiver, P.A. Cathode meter for transmitter tuning ● **Improved AGC** and **ALC** circuit. Separate **R.F.** and **A.F.** gain controls ● **Sideband selector** ● **Provision for plug in of VOX** accessory, as well as headphones and/or Cygnet Linear ● **Tube complement:** 12BA6 VFO amp, 12BE6 trans. mixer, 6GK6 driver, 6LQ6 pwr. amp., 6BZ6 rec. R.F., 12BE6 rec. mixer, 12BA6 1st I.F. amp., 12BA6 2nd I.F. amp., 12AX7 prod. det. A.F. amp., 6AQ5 A.F. output, 12AX7 mic. amp., 6JH8 bal. mod., 12AV6 AGC-ALC amp. **Dimensions:** 5 1/2 in. high, 13 in. wide, 11 in. deep. **Weight:** 24 pounds.

Amateur Net: **\$525**

See the Swan 270 at your Swan dealer



SWAN
ELECTRONICS

OCEANSIDE, CALIFORNIA • A subsidiary of Cubic Corporation

ACCESSORIES

Mobile Mounting Kit.....	\$12
VX-2 Plug-in VOX Unit.....	35
5 Band	} Model 45..... 65
Mobile Antennas	

a familiar face at most of the division hamfests whether large or small. His son Eddie preceded him in death by a few months. This writer was privileged to have had him and his family as very personal friends. The Big Thunder Amateur Radio Club's bulletin had a very interesting article on W8CPD, a real old-timer in hamming. The Peoria Amateur Radio Club's hamfest was a very FB outing, and was enjoyed by all attending. Traffic: (July) WA9SFB 375, WA9OTD 223, W9-NXG 221, W9JXV 197, W9HOT 155, W9ZUE 73, W9DOQ 63, WA9BRQ 62, K9RAS 62, WA9AKR 48, W9LDU 26, WA9UXF 26, W9LNG 20, W9PRN 20, WA9ZPL 13, WA9YQT 10, K9HSK 7, WA9LEU 2. (June) K9RAS 46.

INDIANA—SCM, William C. Johnson, W9BUQ—Asst. SCM: Mrs. M. Roberta Kroulik, K9IVG. SEC: W9BUQ.

Nets	Freq.	Time	July Tfc.	Mgr.
IFN	3910	1330Z Daily	2300Z M-F	471 K9IVG
ISN	3910	0000Z Daily	2300Z S-S	218 K9CRS
			2130Z M-Sat.	
QIN	3656	0100Z Daily		235 WA9FDQ
Ind. PON	3910	1245Z Sun.		36 K9EFY

W9PMT, mgr. Hoosier V.H.F. Nets, report July traffic as 128. WA9NLE is having antenna trouble, K9LSB, pres. of the Allen County Amateur Radio Technical Society, reports its repeater frequencies are 146.46 Mc./146.88 Mc. The call is WA9YJV. W9RTH received the Outstanding Amateur Award at the IRCC Picnic at the Brown County State Park. Don't forget the IRCC fall meeting Oct. 5, 1969, will be held at Atherton Hall, Butler University, Indianapolis, Ind. The Hoosier Hill Hamfest will be held at Spring Mill State Park Oct. 12, 1969. W9BNSN passed his first phone and is now studying for his General. W9BUQ will retire Oct. 1, 1969, and will have more time for amateur radio. W9KFM is running a kilowatt on the 2-Meter repeater station at Griffin, Ind. WA3HTS/9 passed the Advanced Class exam. K9RGY, EC of Tippecanoe County, reports they are putting their trailer in operation once each month using emergency power. QIN Honor Roll: K9HYV 22, K9VHY 21, WA9MTY 21, W9QLW 20, WA9BUV 18, WA9VZM 18, K9AJC 18, WA9KAG 16. Amateur radio exists because of the service it renders. BPL certifies that to W9UEM, W9JYO and W9EQO. Traffic: (July) W9UEM 1045, W9JYO 551, K9IVG 410, WA9VZM 358, W9HRY 284, K9HYV 197, W9FWH 156, W9EQO 154, W9JBQ 137, WA9QOQ 129, W9QLW 121, K9RWQ 87, W9BUQ 64, K9CBY 63, K9FZX 60, K9CRS 58, WA9-OHX 50, K9AJC 45, K9YBM 44, W9ICU 42, WA9GJZ 39, WA9QEQ 35, K9VHY 34, W9CMT 30, WA9BVL 18, W9HWR 18, K9EFY 17, WA9CHY 16, K9ILK 15, W9-SNQ 15, W9YXX 15, WA9BHG 14, W9PMT 12, W9DOK 11, W9EJW 10, WA9AD 10, WA9BRD 8, W9DZC 8, K9JQY 6, WA9TJS 6, WA9AXF 5, WA9YXA 2. (June) W9QLW 71, WA9TJS 38. (Apr.) WA9YXA 40, WB9AMB 2. (Mar.) WA9YXA 1. (Feb.) WA9YXA 1.

WISCONSIN—SCM Kenneth A. Ebner, K9GSC—SEC: W9NGT. PAMs: K9DBR, WA9IZK, W9NRP, WA9QNI and W9AYK. RMs: K9KSA and WA9TXN.

Nets	Freq.	Time	Days	QNI	QTC	Mgr.
BWN	3985 kc.	1145Z	Mon.-Sat.	333	170	W9AYK
BEN	3985 kc.	1700Z	Daily	623	100	W9NRP
WBEN	3985 kc.	2200Z	Daily	1119	191	WA9QNI
WIN	3662 kc.	0015Z	Daily	168	99	WA9TXN
WSSN	3780 kc.	2330Z	Daily	68	26	K9KSA
SWRN	50.4 Mc.	0200Z	Mon.-Sat.	163		
SW2RN	145.35 Mc.	0230Z	Daily			WA9IZK

New appointees: WA9TXN as RM for WIN, W9DND as ORS. Renewed appointments: WA9LJ, K9FHI and W9BCH as ECs; K9GSC as OO; K9GSC, W9APB, W9CXY, W9RTP, K9GDF, W9DM and W9NLJ as ORS. W9CBE, W9AVM, WA9QNI and K9KSA are representing the Madison Eye Bank in the Eye Bank Net. WA9RAK is a TCC operator. WA9YCY received his General Class ticket. K9GDF led the OOs with 8 notices sent. From the looks of the reports everyone is enjoying the summer and taking vacation trips. Traffic: W9CXY 419, WA9RAK 273, K9CPM 241, WA9QKP 129, W9ESJ 120, W9RTP 75, W9AYK 65, W9NRP 57, W9KRO 52, W9DM 47, W9DND 44, K9KSA 39, K9TBY 38, K9LGU 36, WA9TXN 31, WA9UNN 29, W9BCH 27, K9FHI 22, W9CBE 16, WA9HFB 16, W9UCR 14, K9GSC 12, W9IRW 7, WA9PKM 4, W9DXV 2, K9GDF 1, WA9YCY 1.

DAKOTA DIVISION

MINNESOTA—SCM, Larry J. Shima, W9PAN—SEC WA9MZW. PAMs: WA9MMV, WA9OJ, WA9HRM, K9GYO, V.H.F. PAM: WA9DWM. RMs: WA9IAW,

WAØRRA.

Section Nets	Freq. (Mc.)	Time (GMT)	Days
MSPN (noon)	3.945	1805Z	Mon.-Sat.
MSPN (noon)	3.945	1500Z	Sun.-Holiday
MSPN (evening)	3.945	2345Z	Daily
MSN	3.685	0030Z	Daily
MJN	3.685	0100Z	Tue.-Sun.
MSTN	50.400	0430Z	Daily
Minn RTTY	3.620	0200Z	Sun.
Minn AREC (ECs)	3.912	2300Z	Sun.
PICO Net	3.934	1900Z	Sat., Sun.
SCM Info Net	3.945	2230Z	Sat.

Please note the new GMT times which are effective when Minnesota shifts to CST. Also the MSPN evening session time has shifted to 1745 CST on a year-round basis. The Minnesota Amateur of the Year Award announced in Aug. QST has a new nomination closing date of May 1, 1970. WA9QMP is in Basic Training at Ft. Lewis, Wash. WAØHRM is a New A-1 Op. WAØ-URW recently passed the Advanced Class exam. The Minnesota Severe Weather Net is activated on 3912 kc. whenever a weather alert is broadcast on commercial radio or TV. Volunteers are needed for the ARRL Intruder Watch program. Let the SCM know if you are interested. There is a continuing need for active OOs. More coverage is needed on the c.w. nets. Appointments renewed: KØFLT, WØBUC as OPSs. New appointments: WØIYP as OO (Class III and IV); WAØRAG, WAØTQT, WØRQJ, WØZHN as ORSs; WAØUWL, WAØDWM as OVSs; WAØRKV, KØVPM as OBSs. Traffic: (July) WAØHRM 514, WAØTQT 183, WAØIAW 144, WAØVAS 135, WAØEJ 132, KØORK 83, WAØRRA 76, WAØLIS 74, WØBUC 57, WAØTGM 57, KØZRD 57, WØPAN 51, WAØRAG 43, WAØVY/Ø 42, KØGYO 39, WAØVEB 39, KØMVF 38, WAØVTZ 38, WAØIAD 35, WAØMMV 31, WØUMX 28, WAØEPX 27, WØBE 21, WØEQO 19, WAØDWM 17, KØWXH 16, WAØPY 14, WAØVHX 14, WAØVX 14, WAØACI 13, WØIYP 13, WAØJRL 13, WØVYAH 13, WØKNR 12, WAØNQH 12, KØSXZ 12, WAØCJU 11, KØFLT 11, KØZBI 11, KØZXE 11, WAØUNS/Ø 10, WØBUO 9, KØJTA 9, WAØURW 8, WAØUWL 8, WAØPMM 7, WAØVKP 7, WØKLG 6, WØTCL 4, WAØWDX 4, KØZVG 4, WØTFC 3, WØVWM 2, WAØUPD 1. (June) KØZRD 77, KØJL 31, WAØDWM 18, WAØRKV 13, WØBE 4.


NORTH DAKOTA—SCM, Harold L. Sheets, WØDM—SEC: WAØAYL. OBS: KØSPH. PAM: WØCAQ. RM: WAØRSR. The International Peace Garden Hamfest held in the Centennial Pavilion on the Canadian side, was a decided success. WØBUO, Dakota Div. Director, attended. WØTLE and his XYL came up from the Twin Cities. WA6MIW, WØJHG, ex-WAØPPK and KØOVE came around this way on their vacation from El Centro and camped with WØGB, WAØGRX, WØEFJ, WAØMND and WØBAG and XYL. WAØGRX and WAØMND were presented a small token of appreciation for their work on the WX Net by WØDM, KØTTY, WAØJIE and WØMIW, won the hidden transmitter hunts. While on vacation KØPVG visited the Heath Co. and picked up an HW-100 and d.c. supply and a Hustler antenna. A new call at GAFB is WØVØEA. WAØHUD worked mobile while in northern Minnesota and Rainy River country. KØQYD, of Fargo, has been transferred to South Dakota. KØTTY took a vacation to southwest and southern N. Dak., through Grand Forks and to southern Indiana. He stopped off in St. Paul and visited WØBUO. WAØOGQ was in Grand Forks making plans for the U. this fall. An antenna party got WØCAQ back into business again. WAØTBR is back from an extended trip to the West Coast, by boat to Alaska and return by Alcan Highway. WØDM worked portable from the farm down in La Moure County. WAØSDQ has a new mike. New calls in Grafton are WAØWBL and WAØBWB. WAØRSR has a new QTH with a new homebrew tilt-over tower of 4" well casing 50' up there for a tri-band and his dipoles.

N.D. RACES Net 18 sessions 394 check-ins 76 QTC KØSPH RO
N.D. C.W. Net 10 sessions 20 QNI WAØRSR RM
N.D. PON 12 sessions 173 check-ins tfc. 76

Traffic: WØNMV 62, KØSPH 60, WAØHUD 31, WØ-WWL 13, WØDM 12, WAØJFT 3.

SOUTH DAKOTA—SCM, Seward P. Holt, KØTXW—SEC: WAØCPX. PAM: WAØCWW. RM: WØIPF. Net Managers: WØHOJ, WAØLLG, WAØPNB, WAØOYT. New General Class licensees are WAØWNE, Wimmer, and WAØYAK, Colome. A new Novice at Bruce, WAØTMI, has a new Swan. WAØUNE is now on phone with an HT-32 exciter. WØHOJ, WAØPSN and WAØEDC met for an eyeball QSO in the Black Hills area. KØTXW wishes to thank all for their cooperation during his

COMPARE IT?



...WITH WHAT?

The CX7 practically demands comparison. Question is . . . what to use for a standard? A transceiver? Or transmitter-receiver separates?

You'll really need one of each. Don't forget power supplies, speech processor, keyer, directional wattmeter. Pick the best. In fact, set up your "dream station" . . . at least on paper. NOW . . .

WHATEVER YOUR CHOICE IN THE PAST . . .

COMPARE IT POINT-BY-POINT with the NO-COMPROMISE CX7 . . .

COMPARE the CX7 with any receiver for sensitivity, selectivity options, dynamic range, AGC merit, VFO smoothness, interference rejection . . .

COMPARE the CX7 with any transmitter for continuous power output in all modes, P.A. ruggedness, crisp audio punch, low distortion, instant CW break-in and spotting, quick band-change . . .

COMPARE the CX7 with any transceiver for total size and weight . . . the extreme flexibility of its dual-channel system . . . the convenience of its completely self-contained design . . .

CONSIDER the CX7's incomparable frequency coverage and readout precision . . . aerospace-bred excellence in engineering and craftsmanship . . . built-in "extras" . . . overall versatility . . .

SEE WHAT YOU'VE BEEN MISSING?



"It Speaks for Itself"

signal/one

A Division of ECI (An NCR Subsidiary)

Write for detailed technical information.

2200 Anvil Street N. • St. Petersburg, Florida 33710

two terms as SCM and hopes that you will cooperate as well with WA0CPX, who will be Acting SCM until an election has been completed. Net reports: Morning Net, 339 QNI, 94 QTC, 20 informals. Noon Net, 224 QNI, 34 QTX, 50 informals. Late Phone Net, (June) 979 QNI, 79 QTX, 95 informals; (July) 759 QNI, 58 QTX, 82 informals. Traffic: W0IG 59, W0HOJ 48, WA0FUZ 36, K0AIE 26, WA0RIQ 24, W0ZWL 8, W0FJZ 5, W0DVB 2.

DELTA DIVISION

ARKANSAS—SCM, Robert D. Schaefer, WA5IIS—SEC: W5PBZ. RM: W5NND. PAM: WA5QM/Q. The Arkansas Ham Picnic held in North Little Rock July 27 was a big success. New appointees: WA5QM/Q as PAM and WA5UMP as OVS. Welcome to new Novice WNSYSD in Kensett. Congratulations to WNSWITZ and WNSVNT on passing the General Class exam, to W4FQT/5 and WA5YMX on passing the Advanced, to WA5QPI on passing the Extra and to WA5EFL on making the DXCC Honor Roll. New equipment: W5-KGJ, Drake 4-line; WA5TAF, DX-60; WA5QM/Q, homebrew keyer; WA5RBE, 2-meter quad. W5AAI made CP-20. WA5TJB is the new pres. of the Russellville club. Net reports for July:

Net	Freq.	GMT	Days	T/c.	QNS	Mins.	Mgr.
RN	3.995	2330	Dy.	37	505	431	WA5QM/Q
OZK	3.790	0000	Dy.	20	166	609	W5NND
APN	3.937	1100	M-S	5	405	1385	W5VFW
PON	3.925	2130	M-F	7	522	551	W5ELF
Teenage	3.995	2230	Dy.	30	227	434	WA5QM/Q
DX Info	3.860	2345	Mon.				WA5EFL
VHF	145.05	0130	Mon.				
VHF PON	51 Mc.	0100	W-S				

Traffic: W5NND 136, WA5QM/Q 75, W5ELF 30, K5AJM 29, WA5TJB 22, WA5QCI 12, WA5EIT 9, W5OFO 7, W5MJO 6, WA5KEF 5, WA5LYA 5, K5VBF 5, W5QFU 3, WA5SJJ 3, W5QOO 2.

LOUISIANA—SCM, J. Allen Swanson, Jr., W5PM—SEC: W5OBA. RM: K5ANS/5. V.H.F. PAMs: W5UQR, WA5DXA. The Westside ARC officers are W5LHS, pres.; WA5TFS, vice-pres.; W5OJB, secy.; W5M/Q, treat.; W5OUD, act. mgr. WA0GG, up Tennessee way, says there is now available a Memphis Sesquicentennial Award for working five stations in Shelby County. Try 3635 and 3980 kc. WA5NYI is setting up a new shack and also reports the Jefferson ARC is holding Advanced Class instruction. W5CEZ has been with MARS activities to the extent his fishing is falling behind. K5ANS/5 spent his vacation in California and urges LAN members to send him their LAN Award reports. WA5OVX has been handling phone patches. W5GHP says he still is busy with RTTY. WA5QVN has put up a two-element quad and hopes to snag some DX. Up Bastrop way WN5ZIZ, WN5ZJA (father and son) and WN5EJE are all new! W5JYA says he is back at USL and will be there one year. Incidentally, the Loyola AR station is being operated by WA5QZL. W5EA handles a little traffic. I regret to report that W5EZ passed away. WA5NUK, W5IOU and W5GZR were the guests of the LARC during FD. Yours truly just put up ITH and is back on 15.10 after some ten years on 20! K5JBC spent his vacation up in Yankee Land. The GNOARC reports its 2-meter repeater has been reworked and is operating much more efficiently. The CLARC Hamfest was cancelled. An additional Louisiana Alligator Net has been launched by the Ozone ARC on 14.280 at 0030 GMT Wed. W5PFT is Net Control. Traffic: W5MI 247, W5CEZ 79, K5ANS/5 60, W5GHP 59, WA5WBZ 47, W5MXQ 45, W5MBC 20, W5EA 14, WA5QVN 12, W5JYA 1.

MISSISSIPPI—SCM, Clifton C. Comfort, WA5KEY—SEC: WA5JWD. WA5JWD's new address is P.O. Box 1125, Oxford, Miss. The MSBN Net Manager election resulted in WASSIM being elected for a full term beginning Aug. 1. Net Control stations for the new quarter are: Sun, WA5QQT, Tue, WA5KEY, Wed, WA5UBQ, Thurs, W5LL, Fri, WA5TOD, Sat, WA5UYW. We welcome WA5YU/W4FJB to Mississippi. Thanks to W8JXV for relaying for the MSBN. WN5ZNU and WN5ZGG, sons of WA5UBQ and WA5KPS, are our newest hams. WN5ZNU is 7 years old. K5UBL's son is recovering nicely from a broken leg. WA5PTE is expecting a job transfer out of state. WA5UHI, at Camp Winrock, Tex., came home in Aug. K5ZFM has had a full summer schedule working with boys camps. WA5VFP has been handling much of the traffic into Jackson this summer. No one has reported getting the Sesqui-Centennial Award certificate from Memphis, Shelby County, Tenn., at this writing. Try 3980 kc. on your dial. Check into one or more of our nets.

GCSBN	3925 kc.	2330Z	Daily	W5JHS	Net Mgr.
MSBN	3980 kc.	0015Z	Daily	WA5SIM	Net Mgr.
CenGCHN	3935 kc.	0100Z	Daily	WA5GOH	Net Mgr.
RACES	3985.5 kc.	1345Z	Sun.	W5I2S	RO

Traffic: (July) K4RIN/5 73, WA5FTI 47, WA5KEY 28, WA5CAM 12. (June) K4RIN/5 48.

TENNESSEE—SCM, Harry A. Phillips, K4RCT—SEC: W4WJH. PAMs: W4FPF, WA4YBT, WA4EWW, WB4HMA. RM: WB4GSS.

Net	Freq.	Days	Time	Sess.	QNI	QTC	Mgr.
TSSB	3980	M-Sat	2330Z	25	1198	150	WA4YBT
TPN	3980	M-Sat.	1145	31	1160	91	W4FPF
		Sun.	1300				
ETPN	3980	M-F	1040	23	499	41	WA4EWW
TCN	3980	Thurs.	0100	5	27		
TPON	3980	Sun.	2330	4	82	25	K4RTA
TTN	3980	Daily	2100	31	293	132	WB4HMA
TN	3635	Daily	0000	31	143	80	WB4GSS

The Crossville Hamfest was better than ever with very good attendance. The "Field Day" award was presented to the Mid-South ARA for its efforts in 1968 by the Tenn. Council of Amateur Radio Clubs. The "Ham of the Year" award was presented to WA4NEC. The Oak Ridge Radio Operators Club was presented with the "CD Party Award." The Tenn. Council of Clubs elected WA4BSL, chairman; WB4ANX, vice-chairman; K4MQI, secy.-treas. OPS WB4EHD reports the Teenage Amateur Radio Society has a 2-meter repeater in Nashville. ORS WB4JFT reports lots of KF7BSA traffic. ORS/EC, WA4YFG reports many new stations giving TN good participation. The Johnson City Radio Assn. has been reissued its original call, W4ABR, "... to so conduct club programs and activities as to advance the general interest and welfare of amateur radio in the general community."—R.A.C.K. (Knoxville). Traffic: WA4UAZ 219, WB4DJP 202, WB4JFT 142, K4AT 119, WB4GSS 108, W4SGI 108, W4SQE 88, W4WBK 75, WB4HMA 48, WB4HY 47, WA4URA 47, WA4GLS 46, WB4CTI 42, WB4ANX 41, WB4HLH 32, WB4BSN 28, W4CYL 21, WB4JTS 15, W4PFP 21, WB4FUR 19, W4OGG 18, WA4VWV 15, WB4DGI 13, WB4JDD 12, W4TVY 11, K4UMW 11, W4PRY 8, W4IGW 7, W4LHE 7, WB4EHD 6, WA4JZE 6, WA4YFG 6, WA4EWW 5, WB4EHK 4.

GREAT LAKES DIVISION

KENTUCKY—SCM, George Wilson, W4OYL. SEC: W4VYS. Appointed: W4NWT as OO.

Net	QNI	QTC	Net	QNI	QTC
KRN	187	20	KYN	322	346
MKPN	347	87	FCATN	96	38
KTN	711	135			

Everyone is proud of K4YZU and the Kenvention staff. WN4NKJ is new at Sacramento. WB4AZ had a bout with mother nature and came out second best to a lightning bolt. He's back on. Kentucky State Fair traffic was really wild. We'll see it in the traffic totals next month. W4VYS spent a bunch of time at Fort Benning. Louisville's Telco ham club is scheduling some public service projects. More 2-meter hand helds are expected at Owensboro. It looks as if the Louisville repeater will be on the "big stick" at WHAS by the time you read this. These repeaters, while fun, have proved most valuable in local emergencies. There is evidence that state and local authorities are turning increasingly to hams for help when efficient communications are needed in a pinch. This is another good reason to keep up your liaison with local officials. Emergency service is the most valuable service we can render. Traffic: (July) WA4DYL 305, WB4KPE 232, WB4FLA 174, WA4VZZ 116, W4NBZ 102, W4BAZ 89, WA4AGH 83, W4UK 61, WB4FDK 58, K4TRT 48, W4CID 45, W4OYI 45, K4MAN 44, WA4MXD 42, K4YZU 42, WB4EOR 33, K4UMN 30, W4KJP 21, WA4GHQ 20, WA4FAF 13, K4MPT 12, K4FPW 11, WB4HTN 10, WB4GCV 9, WA4WSW 9, W4JUI 4, K4YCB 3. (June) WB4ILF 25, K4MPT 17, W4SZB 14, WA4WSW 14, WB4HYV 12, K4YCB 6, K4YZU 5, W4BTA 4.

MICHIGAN—SCM, Joseph L. Pontek, K8HKM—Asst. SCMs: Rodger C. Phillips, WA8LWK; Howard A. Walker, W8JTG. SEC: W8MPD. RMs: W8FWQ, W8RTN, WA8OGR, K8KMQ, W8GAI. PAMs: K8GOU, K8JED. V.H.F. PAM: W8CVQ. Appointments: W8GAI and W8WVL as ORS; W8EZE and W8NOH as ECs; K8ETU as OBS. WB8ANR as OPS. Silent Keys: W8HNU.

K8SLK was married recently and is moving to Anaheim, Calif. W8AAM visited Kansas. WA8MDK made Advanced Class. K8HLR/WB8DKZ is recuperating from a


AHA! YOU THOUGHT GOTHAM

was a giant, automated, mechanized, computerized factory. No, no, no. Just two brothers, making thousands of the best antennas possible at low, low, low prices that reflect the tiny overhead. In QST since '53 without missing an issue!

QUADS Worked 42 countries in two weeks with my Gotham Quad and only 75 watts . . . W3—

CUBICAL QUAD ANTENNAS

—these two element beams have a full wavelength driven element and a reflector (the gain is equal to that of a three element beam and the directivity appears to us to be exceptional! ALL METAL (except the insulators) — absolutely no bamboo. Complete with boom, aluminum alloy spreaders; sturdy, universal-type beam mount; uses single 52 ohm coaxial feed; no stubs or matching devices needed; full instruction for the simple one-man assembly and installation are included; this is a fool-proof beam that always works with exceptional results. The cubical quad is the antenna used by the DX champs, and it will do a wonderful job for you!



10/15/20 CUBICAL QUAD SPECIFICATIONS

Elements: A full wavelength driven element and reflector for each band.

Frequencies: 14-14.4 Mc.; 21-21.45 Mc., 28-29.7 Mc.

Dimensions: About 16' square

Power Rating: 5 KW.

Operation Mode: All.

SWR: 1.05:1 at resonance.

Boom: 10' x 1 1/4" OD, 18 gauge steel, double plated, gold color.

Beam Mount: Square aluminum alloy plate, with four steel U-bolt assemblies. Will support 100 lbs.; universal polarization.

Radiating elements: Aluminum wire, tempered and plated, .064" diameter.

X Frameworks: Two 12' x 1" OD aluminum 'hi-strength' alloy tubing, with telescoping 7/8" OD tubing and dowel insulator. Plated hose clamps on telescoping sections.

Radiator Terminals: Cinch-Jones two-terminal fittings.

Feedline: (not furnished) Single 52 ohm coaxial cable.

Now check these startling prices — note that they are much lower than even the bamboo-type:


10-15-20 CUBICAL QUAD	\$35.00
10-15 CUBICAL QUAD	30.00
15-20 CUBICAL QUAD	32.00
TWENTY METER CUBICAL QUAD.	25.00
FIFTEEN METER CUBICAL QUAD.	24.00
TEN METER CUBICAL QUAD	23.00

(all use single coax feedline)

How to order: Send check or money order. We ship immediately upon receipt of order by railway express, shipping charges collect. **DEALERS WRITE!**

BEAMS "Just a note to let you know that as a Novice, your 3-E1. 15 Beam got me RI Section Winner and New England Division Leader in Novice Round-up. See June QST, p. 57 for picture of ant. (below). Tnx for a fine working piece of gear. 73s, Jay, WA1JFG"

Compare the performance, value, and price of the following beams and you will see that this offer is unprecedented in radio history! Each beam is brand new! full size (36' of tubing for each 20 meter element for instance); absolutely complete including a boom and all hardware; uses a single 52 or 72 ohm coaxial feedline; the SWR is 1:1; easily handles 5 KW; 7/8" and 1" aluminum alloy tubing is employed for maximum strength and low wind loading; all beams are adjustable to any frequency in the band.



2 E1 20	\$19	4 E1 10	\$18
3 E1 20	25*	7 E1 10	32*
4 E1 20	32*	4 E1 6	18
2 E1 15	15	8 E1 6	28*
3 E1 15	19	12 E1 2	25*
4 E1 15	25*		*20' boom
5 E1 15	28*		

ALL-BAND VERTICALS

"All band vertical!" asked one skeptic. "Twenty meters is murder these days. Let's see you make a contact on twenty meter phone with low power!" So K4KXR switched to twenty, using a V80 antenna and 35 watts AM. Here is a small portion of the stations he worked: VE3FAZ, TI2FGS, W5KYJ, W1WOZ, W2ODH, WA3DJT, WB2FCB, W2YHH, VE3FOB, WA8CZE, K1SYB, K2RDJ, K1MVV, K8HGY, K3UTL, W8QJC, WA2LVE, YS1MAM, WA8ATS, K2PGS, W2QJP, W4JWJ, K2PSK, WA8CGA, WB2KWY, W2IWI, VE3KT. Moral: It's the antenna that counts!

FLASH! Switched to 15 c.w. and worked KZ5IKN, KZ5OWN, HC1LC, PY5ASN, FG7XT, XE21, KP4-AQL, SM5BGK, G2AOB, YV5CLK, OZ4H, and over a thousand other stations!

V40 vertical for 40, 20, 15,	
10, 6 meters	\$14.95
V80 vertical for 80, 75, 40,	
20, 15, 10, 6 meters	\$16.95
V160 vertical for 160, 80, 75,	
40, 20, 15, 10, 6 meters	\$18.95

GOTHAM, 1805 Purdy Ave, Miami Beach, Fla. 33139

back operation and says he worked WAC on 40-meter c.w. with low power and low dipole. W8HKT claims that 75 feet of coax between the "Twoer" and the antenna eats up his already scarce r.f. W8DQL has been growing a higher tower. I look forward to your competition in the SS and CD, you bet. There were 125 present at the Phone Net Picnic in Lansing. The Wolverine V.H.F. S.S.B. Net meets at 0200Z on 50.115 Mc. each Mon. Remember to convert to GMT. WA8LAY retires from the Central Mich. ARC Scope editor's job and WA8VRB takes over. WA8ZDR also is growing an antenna. The Iosco Radio Club is hosting another hamfest Oct. 3,4,5. WA8PRJ and WA8ZXP are proud parents of a new baby boy. WA8PQO is home recuperating. WA8UFK is going up 60 feet for 2 f.m. I hear there is a roving Barbados Ice Cream Man around Lansing. Traffic: (July) K8LNE 731. WA8WZF 621, W8JTQ 342, K8KMQ 332, K8ZJU 196, WA8MGM 188, W8MO 116, W8IZ 99, W8NOH 73, W8ACW 69, W8BDKZ 55, K8JED 53, W8VIZ 50, K8MXC 48, WA8ONZ 46, W8GAI 43, K8GOU 41, WA8VQG 38, WA8SQ 34, K8HKM 31, WA8ZPH 31, W8TBP 30, W8IUC 29, W8BANR 21, WA8XE 19, WA8LXY 17, WA8MCK 16, W8ZBT 16, WA8MDK 14, W8FX 12, W8AGQ 11, W8BEZ 9, W8DQL 5, W8HKT 4, K8HLR 4, W8AAM 2, W8CVQ 2. (June) WA8WZF 1150, K8LNE 634, K8KMQ 210, W8JTQ 147, K8ZJU 104, WA8MGM 91, K8GOU 87, WA8ONZ 83, W8EU 73, W8IZ 73, W8NOH 58, W8IUC 54, WA8LXY 54, K8HLR 45, W8GAI 41, WA8OGR 39, WA8ZJM 35, WA8SQ 33, WA8QGI 28, K8MXC 25, W8BANR 22, WA8VE 22, K8HKM 21, W8ZBT 21, WA8VGQ 17, WA8ZPH 17, WA8MCK 16, W8MPD 16, K8JED 13, W8VIZ 12, W8BEZ 9, W8TBP 9, W8FWQ 8, W8FX 8, WA8WGM 8, K8HXW 5, WA8PZT 5, W8DQL 4, W8TDTY 3, W8AAM 2. (May) WA8SQ 131, K8MXC 38, W8SWF 5.

OHIO—SCM, Richard A. Egbert, W8ETU—Asst. SCM: Roger Barnett, K8DDG. SEC: W8OUU, RM: W8IMI, PAM: K8UBK, V.H.F. PAM: WA8ADU.

BPL certificates go to W8UPH, WA8ETX and WA8DWL for July traffic and to W8UPH for June traffic. OSSBN net certificates went to K8ZBL, K8PBE, W8GRT, K8IQB, WA8YLW, W8LRE, WA8GAK, WA8GYP, WA8ETW, WA8ETX, W8BEZX and K8UBK. The Ohio Traffic Nets Picnic in Worthington was a dandy affair with BN, OSSBN, OSN, O6MtrN, 8RN and Apricot represented. The newborn Ohio Section Emergency Plan was presented and distributed. Attendees received the plan well, and if their enthusiasm and interest are any indication, we'll have lots of support from our traffickers. The plan will be sent to all known members of NTS traffic nets in the section, all appointees, ECs and members of the AREC. Others waiting copies need only send me a radiogram or card. July appointments: WA8ZNO as OBS and K8BPX as OO. Appointees, please check the dates on your certificates. Appointments need to be renewed each year. Congratulations to new Extra Class WA8ULP and to new Advanced K8BPX and WA8YHN. EC K8PBE reports a Van Wert Co. AREC drill in July to check Control Center equipment. WA8OCG tells us that the Portsmouth ARC is setting up a 2-meter repeater for Southern Ohio use. OO W8GRG has completed a frequency counter to help in his OOing. W8QXQ's XYL presented him with a pair of twins July 21. ORS WA8NTA leaves the section for a new job in Detroit. Columbus ARA had reports and slides from six area clubs on this year's Field Day for its July program. Speaking of Field Day, messages were received from WA8ZPF, W8SGT, W8NDCX, W8VPV, WA8OX5, WA8VOE, K8EDD, K8QIK, W8FPZ, WA8ROF, W8EQ, W8LT, W8SSL, W8NP, W8FY, W8VP, W8VVL, WA8VNU, WA8ZNC, K8HKH, W8BAE, W8DCC, W8CQK, W8GET, W8UDG and K8UZW. all 78. The Westpark Radiops has the new club station call W8VM. Congratulations to K8QPW, who won the Toledo RC "Area Ham of the Year" award. Reports on July's Northern Ohio storm disaster still are trickling in. A good many instances of "beyond the call of duty" and even downright heroism come out of the reports. We would like to hear comments on the Ohio Section Emergency Plan. Address them to W8OUU. The Third Annual Eighth Region Amateur Radio Public Service Forum will be held in Huntington, W. Va., Nov. 8. All amateurs with an interest in ARPS are urged to attend. This will be a series of work-out-the-problems sessions as before. Contact W8CHT for details. Traffic: (July) W8UPH 706, WA8ETX 644, WA8DWL 378, WA8NOQ 242, W8IMI 215, WA8UPI 192, K8ONA 155, W8BDHS 137, WA8ETW 136, W8TUDG 136, WA8DUL 131, K8UBK 124, W8GNL 121, W8OUU 97, WA8SED 91, WA8ULF 91, W8BAKW 87, W8BALU 81, W8JD 80, W8QZK 76, WA8YUB 76, WA8CXV 73, W8LT 71, W8TV 68, WA8WAK 63, WA8VNU 62, K8PBE 61, WA8ZTV 61, W8CHT 60, WA8MHO 59, W8PMJ 59.

WA8OCG 58, W8QCU 58, W8DSV 56, WA8LAM 51, W8SCHW 50, W8DAE 50, W8GRT 47, W8ETU 45, WA8TKM 45, W8UX 45, WA8ZNC 45, WA8ADU 42, W8NAL 39, WA8ZJF 38, W8ERD 37, WA8PPK 37, WA8SXI 33, WA8SHP 31, WA8YLW 29, WA8RUO 28, K8BYR 25, WA8KPN 24, W8LZE 24, WA8YHN 24, W8OE 23, WA8TYF 22, WA8QFK 21, W8DWP 19, WA8JE 18, W8JH 17, WA8WJR 17, WA8ETV 16, WA8GR 16, WA8MCR 14, WA8VNU 12, W8GOE 11, W8YGL 10, W8BED 8, W8ARW 7, WA8BZR 7, K8DDG 7, W8BEH 7, W8AL 6, K8DJJ 6, K8BPX 5, W8EEQ 5, K8CKY 3, W8GDQ 3, W8GRG 3, W8IUC 2, W8WEG 2, W8WEG 1. (June) W8UPH 787, W8GVX 91, WA8VNU 61, WA8GR 31, W8JH 31, W8LZE 6, W8VND 5, WA8ZBU 2.

HUDSON DIVISION

EASTERN NEW YORK—SCM, Graham G. Berry, K2SJM—Asst. SCM and RM: Ruth E. Rice, WA2VYS. SEC: W2KGC. PAM: W2VJB. V.H.F. PAM: W2YQU. Section nets: NYS on 3675 nightly at 2300Z; ESS nightly on 3590 at 2300Z; NYSPTN&EN on 3925 at 2300Z each night. Appointment renewals: W2QFR as OBS (RTTY); W2EAF as OO, ORS, OPS; W2HO as EC for Monroe Township; W2FOA as OVS; W2KGC as EC; W2VJB as PAM. Station activities: WA2JD reports he's building a 3.5-7.0-Mc. vertical for the Overlook Radio Society in Ulster Co.; he also reports a very successful PD in June for the club in class 3 hill-topping in Woodstock. W2YPN, Albany HS, and Pres. WA2EAH report semi-activity during the vacation period. W2CRS is active on 220-Mc with a total now of 11 states. WA2EAH will be at R.P.I. and W2SZ come fall. V.H.F. PAM W2YQU lost his tower in June, but now is back with a five-element 6-meter yagi up 65 feet. He added Mississippi and Louisiana on 6 over the summer. W2VAQ, of Intruder Watch fame, lacks Asia on RTTY for WAC. K2JMY is chasing 20-meter DX with a 70 ft. beam—his total now is 283 confirmed. Welcome to W3-WLF/2 from Poughkeepsie. Don't miss the Poughkeepsie Club's auction Oct. 21. W2BRBG reports a big month on 50 Mc., including XE1PY, KP4DEC and CO2C1, and his seven-element beam on a 28-ft. boom is working FB on both sporadic E and aurora openings. The Albany Club Picnic held July 20 was very successful. W2PUH chaired the Albany AREC Picnic in July in Thatcher Park. Suggestion from W2CUC to transceiver owners—add a warning light on "transmit" section and avoid accidental out-of-band operation when chasing DX. Correction: The renewal of W2URP as OO was mislabeled. W2IC1 acted as NCS for the Chatham Centennial Parade communications group in June. Albany County RACES now has at least one operator on the net from each hospital in the county. Help wanted: Any old QSL cards, back logs, etc., to help Albany HS station W2YPN put together a club history. Recent records are OK. The ECARS Net now has over 700 members and has handled "dozens of emergencies" since its start 12/28/68. W2ACRW's new Swan racked up 55 countries in the first four weeks on the air. Traffic: W2EAF 241, WA2VYS 88, W2ACRW 65, WA2VYT 61, W2ODC 54, W2URP 44, W2ANV 28, W2VJB 28, W2FUV 27, K2SJM 25, WA2MID 10, K2UYK 9, W2BRBG 7, WA2GQW 4.


NEW YORK CITY AND LONG ISLAND—SCM, Blaine S. Johnson, K2IDB—Asst. SCM: Fred J. Brunjes, K2DGI. SEC: K2OCN. PAM: W2EW.

NLI*	3630 kc.	1915/2200 Nightly	K2UAT	RM
NLIVHF*	145.8 Mc.		1930 MTWTF	W2BROF PAM
NLIPhone*	3932 kc.		1600 Daily	WA2UWA PAM
Clear Hse	3925 kc.		1100 Daily	WA2GPT Mgr
Mic Parad	3925 kc.		1300 Ex Sun.	K2UBG Mgr
East US	3683 kc.		0601 Nightly	K2UBG Mgr
All Svc	3925 kc.		1300 Sun.	K2AAS Mgr
NYSPTN	3925 kc.		1800 Daily	K2SPO Mgr


* Section Nets. All times above are local.

There now I've gone and missed another deadline which tends to explain the paucity of NYCLI patterning prose in Sept. QST. Not only that, but I'm perilously close to this deadline. My apologies to one and all. Listen, good old W2PF is at it again and this time it's the Radio Club of America that he's helping to rebuild. W2HAE reports the Huntington AREC group has been working with the police for over eight weeks on the automobile arsonist problem which hit that area quite severely. W2HAE also says he is now on phone of all places with an SR-160! W2TDC has gone all-band with a GSB-201. W2FRE is playing with a new SR-400, and K2PHS a new HA-410. About this time every year, W2CBP starts thinking about training carrier pigeons for traffic delivery duty. W2PGH picked up a 1st-class radiotelephone license with radar endorsement. WA2RF stumbled into a 2-meter opening


Heathkit® Amateur Station Accessories



SB-610 Signal Monitor Scope . . . operates with transmitters on 160 through 6 meters at power levels from 15 watts through 1 kw. Shows transmitted envelope. Operates with receiver IF's up to 6 MHz. Spots signal distortion, over-modulation, etc.
Kit SB-610, 14 lbs. **\$79.95***




SB-630 Amateur Station Console . . . including 24-hour clock, SWR meter, 10 minute timer with audio-visual signaling, and more. Styled to match your SB-Series station.
Kit SB-630, 10 lbs. **\$79.95***



SB-620 Amateur Radio Spectrum Monitor . . . displays all received signals up to 250 kHz either side of receiver tuned frequency. New narrow sweep function shows 10 kHz for single signal analysis.
Kit SB-620, 15 lbs. **\$119.95***



SB-600 Communications Speaker . . . matches the Heathkit SB-Series line and includes space for HP-23A fixed-station power supply. Features an 8 ohm 6" x 9" speaker with 300 to 3000 Hz response.
Kit SB-600, 6 lbs. **\$19.95***



HM-15 Relative Power SWR Meter . . . indicates forward and reflected power and SWR. Band coverage is 160 through 6 meters. Handles peak power well over 1 kw. Wiring options permit operation with either 50 or 75 ohm transmission lines.
Kit HM-15, 2 lbs. **\$14.95***



HD-10 Electronic Keyer . . . all solid-state circuitry for perfect characters. Two speed ranges — 15-60 wpm or 10-20 wpm. Solid-state switching . . . no sticking relays or contact bounce. Built-in sidetone & speaker. Grid-block keying, -105 V. @ 35 mA. max. only.
Kit HD-10, 6 lbs. **\$39.95***



HN-31 "Cantenna" Transmitter Dummy Load . . . provides 50 ohm non-inductive load with SWR less than 1.5:1 for frequencies from 1.5 to 300 MHz. Coax fitting for transmitter line; phono jack for relative power measurements. Oil coolant (not supplied) permits power up to 1 kw.
Kit HN-31, 3 lbs. **\$10.95***



FREE '70 CATALOG

Describes these and over 300 other Heathkits. Save up to 50% by building them yourself. Use coupon and send for your FREE copy!



HEATH COMPANY, Dept. 9-67
 Benton Harbor, Michigan 49022

a Schlumberger company

Enclosed is \$ _____, plus shipping.
 Please send model (s) _____

Please send FREE Heathkit Catalog.

Name _____

Address _____

City _____ State _____ Zip _____

Prices & specifications subject to change without notice.
 *Mail order prices; F.O.B. factory.

AM-224

to 7-Land in July, but before he could zero-beat it split and left him wiping away the drool. The summer doldrums have WB2WFJ crying into his 807s, but he really suspects the summer job is the culprit. WA2QJU is operating portable from Bell Labs during lunch-break, coffee-break, recess, etc. Last July W2UAL jumped into the Advanced and then skipped right off into the Extra with several laudatory remarks for the Incentive Program. A homebrew receiver is undergoing design and construction at the QTH of WA2HBP. For some reason, WB2PJH thought it would be a peachy-keen idea to pour some good old concrete into that bodacious old beam hole. So, a half ton was immediately dispatched into the aperture, but to that voracious old beam hole it was naught but a skimpy appetizer. Our good old friend, WB2PJH, is understandably vexed about what the main course might comprise. K2CMJ and the Mrs., K2DNY, have moved into a new QTH and are as busy as the proverbial old bumble bees getting everything organized. WA2HOP is putting together a homebrew phasing-type s.s.b. exciter. K2RLW says he finally tired of his good old Tech. Class ticket and traded it in for Advanced Class and a new Cygnet which is on a shakedown cruise on 20-meter phone. The Polytechnic Radio Club, which dates back to the 1920s with the call 2K2T, has traded its recent call of W2BXX for a new one, which is K2KT. W2NXXB has rebuilt his 160-meter final and kicked out the rascally TVI.

NORTHERN NEW JERSEY—SCM, Louis J. Amoruso, W2ZZ—SEC: K2KQD. RM: WB2RKK. PAMs: W2PEV, K2KQD, WA2KZF and WA2TBS.

ARPC Section Net Schedules						
Net	Freq.	Time	Days	Sess.	QNI	Tfc. Mgr.
NJN	3695 kc.	7:00 P.M.	Dy			WA2BLV
NJN	3695 kc.	10:00 P.M.	Dy			WA2BLV
NJSN	3740 kc.	8:00 P.M.	Dy	31	231	64 WB2RKK
NJEPTN	3950 kc.	6:00 P.M.	M-Sat.	31	490	257 W2PEV
NJPON	3930 kc.	6:00 P.M.	Sun.	4	69	12 WA2TBS
NJAN	50,425 kc.	8:00 P.M.	M-F	23	180	43 WA2KZF
PVETN	145,710 kc.	7:30 P.M.	Dy	31	165	218 K2KQD
ECTN	146,700	9:00 P.M.	Dy	28	170	77 WA2TBS

New appointments: K2KQD as SEC. WA2DNB and WA2BHJ as ORSs. WB2DYB as OBS. Endorsements: WA2TBS as PAM for ECTN. WA2NJB as EC for South Amboy. K2DQT, K2PBP, WB2DRJ, WB2VFW and WB2VFX as OVSs. Drop me a line if interested in an appointment. We wish to welcome to ham radio, WN2KDM, in Basking Ridge, and WN2KME, in Scotch Plains, who is a recent graduate of Boy Scout Troop 203 code and theory class. WN2EBW, WN2FIV, WN2JAE and WN2JFX passed the General Class exam. WN2FWA, who passed the Advanced, found it easier than the General. WA2IHV and WB2EYD received Advanced Class tickets. WA2HPM added a matchbox to his 350-ft. long wire. WB2DRJ applied for DXCC with 103. W2TP enjoyed his trip to VK/ZL-Land, as did W2COT to PA-Land. WA2ATO enjoyed his first CD Party. WB2ZSH had to rebuild his t.r. switch. W2EHL finally is getting back on after a long layoff. WA2HJS now has a Model 15. WA2CGM is planning for NCX-5. WN2JAE and WN2EBW received 20-w.p.m. stickers. K2GLI has his GG working on v.h.f. again. WA2CGM reports using a three-element quad on 20. WA2BHJ added a 6-meter rig to his shack. WA2CRF is home from 4X4-Land and still single. WA2ACP has a new tower. WA2DNB took first place in the recent Vt. QSO Party. W2JDH is back from a vacation in Arizona. WA2EUX is collecting old ARRL Handbooks. WA2UES is back on 6. WB2RKK was in the recent N.H. QSO Party. WB2BYQ is a new member of the PVETN. WA2CAI is working on RTTY gear. WB2YXJ is 6-meter mobile. WB2KKO has a new TX-62. WB2VFX passed the Advanced Class exam and has a new Swan 350C. WB2ERH got his 1936 call back and is now W2KAE. Will the groups holding code and theory classes please let me know? I have requests for this information. Traffic: (July) WB2RKK 518, WB2FUW 316, K2DEL 260, K2KQD 238, WA2BHJ 209, WB2DDQ 169, WA2IGQ 168, WB2NSV 123, WA2BAN 93, WB2FEH 90, W2PEV 71, WA2TBS 69, WB2WID 59, WB2ZSH 40, WA2ACP 39, WA2DNB 39, WB2YPQ 34, WB2TUL 33, W2ZZ 30, WA2EUX 27, WA2GLI 23, WA2NJB 21, WA2CCF 18, WB2YXJ 17, WA2DND 15, WB2BXX 13, W2TFM 12, WA2KZF 11, WA2EBU 8, WB2EYC 7, W2BWNZ 7, W2CV 6, WA2DAX 6, WB2ZWU 6, WB2BCS 5, WB2HEO 5, K2PBP 4, WB2DRJ 2, W2JDH 2. (June) WB2YPQ 79, WB2FUW 13, W2DRV 12.

MIDWEST DIVISION

IOWA—SCM, Wayne L. Johnson, K0MHX—SEC: K0LVB. PAM: W0PZO. RM: W0LGG. OBSs: W0LCX, W0JAQ, WA0MIT. New appointees: WA0ODB

as OPS transferred from Minnesota: WA0GVJ as ORS transferred from Nebraska; WA0MLE as ORS transferred from Kansas. W0LGG and W0EFL vacated in Minnesota. Tom and Bertha expect to be back on s.s.b. this fall. W0PZO and wife enjoyed a much-desired vacation in California. We hope the local noise cleared up while Joe was away. W0LCX has collected 83 BPJ cards since '54. Red has been a traffic man since '31. W0PFP reports some good openings on 6 to both coasts and Canada. Recent elections of club officers: Central Iowa ARC—WA0AVX, pres.; K0LVB, vice-pres.; W0EFL, secy.-treas. Story County ARC—W0MIL, pres.; W0CGG, vice-pres.; W0RSO, secy.; WA0MUG, treas.; WA0EYG, comm. mgr. Ottumwa ARC—WA0JCE, pres.; WA0RYI, vice-pres.; WN0UPS, secy.-treas. My apologies for duties postponed this month. Because of a consolidation of mail routes my rural carrier duties are now at Leon.

Net	Freq.	Day	GMT	QNI	QTC	Mgr.
Iowa 75	3970	M-Sat.	1730	1359	302	W0PZO
Iowa 160	1815	Daily	0000	600	5	K0TDO
Iowa SSB	3970	M-Sat.	2300			W0YLS
TLCN	3560	Daily	2330	175	290	K0AJZ
PON	3915	Tu-Th	2330			WA0DYY

Traffic: W0LCX 1361, W0UPX 439, K0AJZ 289, WA0YVR 260, WA0BSF 154, WA0KZL 126, WA0MLE 124, K0JGI 81, WA0OTQ 59, W0LGG 51, W0KB 28, W0MOQ 28, K0TDO 25, WA0QZL 22, WA0YDC 19, WA0GMZ 14, WA0MIT 14, WA0DMX 11, WA0GVJ 7, WA0UV 7, WA0YH 4, WA0VDP 3, WA0RUF 1.

KANSAS—SCM, Robert M. Summers, K0BXF—SEC: K0EMB. PAM: K0JMF. RM: K0MRI. V.H.F. PAM: WA0CCW. WARC is proud of the ten new Novices from its recent code class: WN0ZEM, WN0ZEX, WN0ZDF, WN0ZEN, WN0ZBL, WN0ZIG, WN0ZDI, WN0ZEL, WN0ZKA and WN0ZAW. The June report for KWN showed QNI 650, QTC 58 in 30 sessions. Two clubs have been formed into one. It's now the Air Capitol Tee-Ni-Chat Amateur Radio Club, Inc., Wichita. The Wheat Belt Net now meets Sun. on 3910 kc. and each Sat. at noon. WA0LSH has requested to be relieved of his V.H.F. PAM position as he is planning to start college in Manhattan. Kansas QNI Ten reports 52 sessions to tie Iowa led by W0HI 24 times K0MRI 15, W0INH 13, WA0JII 8, W0CGZ 1. QKS did not miss a session the first half of 1969, compiling a total of 362 sessions, 1987 QNI, 1162 QTC in 6841 minutes. Why not join your Kansas C.W. Traffic Net on 3610 kc. at 7 P.M. and 10 P.M. local time daily. The net mgr. is RM K0MRI, of Selden. New appointment: W0LYC as ORS. WA0OZP recently acquired an NCS-5. W0HI has received his TCC certificate for traffic-handling.

ZERO DISTRICT QSO PARTY

Nov. 1-3, 1969

sponsored by

The Roosevelt H.S. ARC of Des Moines
 Rules: 0000-0400 GMT Nov. 1, 0000 GMT Nov. 2 to 0400 GMT Nov. 3. Stations may be worked once per band (phone and c.w. are considered separate bands). Call CO 0.

Exchanges: Ø stations send QSO number RS(CT) county and state, all others send number, RS(CT) and ARRL section or country.

Scoring: For Ø stations there are two multipliers. First, the total number of ARRL sections and foreign countries (not including Canada) contacted in the contest. Second, the total number of Ø district counties contacted in the contest. To calculate your score, multiply the first multiplier times the second multiplier times the total number of QSOs.

For stations outside of the W0 district there are also two multipliers. First, the total number of Ø district counties contacted in the contest. Second, the total number of Ø district states contacted in the contest. To calculate your score, multiply the first multipliers times the second multiplier times the total number of QSOs.

Awards: Certificates to first in each Ø district county, ARRL section and foreign county.

Frequencies: 3575 3975 7075 14,075, 14,300 21,075 21,300 and 28,600. Novices try 3720 7170 and 21,120.

Any station interfering with traffic will be disqualified.

Logs showing dates, times, stations worked, exchanges, bands and modes and claimed score should be sent no later than Dec. 1, 1969 to the Roosevelt H.S. ARC, WA0QJX, 4th and Center Street, Des Moines, Iowa 50312, please include s.a.s.e

RCA has all-new FCC commercial license training

*Get your license—
or your money back!*


Now RCA Institutes Home Study Training has the FCC License preparation material you've been looking for—all-new, both the training you need, and the up-to-date methods you use at home—at your own speed—to train for the license you want!

Choose the FCC License you're interested in—third, second or first phone. Take the course for the license you choose. If you need basic material first, apply for the complete License Training Program.

SPECIAL TO AMATEURS. This course is primarily for Commercial License qualifications. But it does cover some of the technical material that will help you prepare for the new Advanced and Amateur Extra class tickets. Check out the information the coupon will bring you.

Mail coupon today for full details and a 64-page booklet telling you how RCA Institutes Home Training can show you the way to a new career—higher income—and your FCC License.

RCA



RCA INSTITUTES, INC
Dept. BA-09
320 West 31st Street, New York, N.Y. 10001

Please rush me without obligation, information on your all-new FCC Commercial License training.

Name _____

Address _____

City _____ State _____ Zip _____

	QNI	QTC	Sess.		QNI	QTC	Sess.
KSNB	541	139	27	QKS	304	163	62
KPN	117	11	12	June			
KPON	997	308	31	KPON	949	310	30

Zone 1, 75 mtr QNI 31 QTC 1; 2 mtr QNI 72 QTC 4

Traffic: (July) WØHI 308, WØINH 181, WAØLLC 150, KØBXF 130, KØJMF 92, WØCGZ 70, KØMRI 69, WAØUTT 48, WØLXA 45, WAØOZP 43, KØLPE 40, WØSFP 29, WØGUR 18, WØBGX 13, KØGZP 13, WØLYC 12, WØGJC 8, KØKYF 8, WAØJOG 7, KØ-UVH 6, KØFPC 4, WØPB 4. (June) WØLXA 1058, KØEMB 31, WAØSEV 29, WØRBO 12.

MISSOURI—SCM, Robert J. Peavler, WØBV—SEC: WØBUL. New appointments: KØAEM as OBS; WAØ-RVR as ORS, OPS, OBS and RM; WAØTAA as PAM. MON certificates went to WØJFK and WAØ-RVR. Net reports:

Net	Freq.	Time	Days	Sess.	QNI	QTC	Mgr.
MEN	3885	2230Z	M-W-F	13	161	12	WØBUL
MNN	7063	1800Z	M-Sat.				WØOOD
MON	3585	0000Z	Daily	25	102	81	KØAEM
MoSSB (June)	3963	2300Z	M-Sat.	25	793	160	WØRTO
MoSSB (July)	3963	2300Z	M-Sat.	26	777	90	WØRTO
MoPON	3933	2200Z	M-Sat.	27	219	148	WAØTAA
SMN	3585	2100Z	Sun.				WØOOD
PHD	50.45	0030Z	Tue. (GMT)	1	59	3	WAØKUH
MWN	3585	0300Z	Daily	19	90	83	WAØRVR

Note that most of these nets will meet one hour later GMT with the shift back to Standard Time. MWN is the Missouri Watermelon Pickers (!!!) Net, started by WAØRVR and WAØSKP to move traffic back from the late session of TEN. WAØVLV, ex-WAØYRP, wishes to hear from all amateurs interested in starting a 6-meter net in the Springfield area. Contact John F. Reustle, WAØVLV, Route 1, Box 83, Buffalo, Mo. 65622. The PHDARA will hold an auction Sept. 30 at 7:30 p.m. at 124 N. Main, Liberty. KØONK was interviewed by KUON-TV about her project in experimental theater. KØFTY and KØRPH were interviewed by KWOS radio on ham radio. Field Day and emergency preparedness. WAØELM and WAØEXF passed the Extra Class exam. WAØZCC has an Advanced Class license. WNØWOW passed the General and Advanced Class exams in one session. New Novices: WNØYBB, WNØYO, WNØZC, WNØZIK. Traffic: KØONK 1023, WAØRVR 280, KØAEM 249, WAØVRI 177, WAØ-HQR/Ø 150, WØBV 99, WAØHTN 55, WØJKF 36, WAØTOD 30, WØBUL 24, KØRPH 18, WAØQIA 17, WAØFMD 15, KØORB 14, WAØFKD 10, WAØKUH 8, WAØTAY 8.

NEBRASKA—SCM, V. A. Cashion, KØOAL—SEC: KØODF.

Net	Freq.	GMT	Days	QNI	QTC	Mgr.
NEB 1	3590	0000	Daily	9	2	WAØFGV
NEB 11	3590	0300	Daily	21	16	WAØHWR
NSN 1	3982	0030	Daily	927	34	WAØLOY
NMN	3982	1230	Daily	994	84	WAØJTF
WNN	3950	1300	M-Sat.	549	29	WØNIK
AREC	3982	1330	Sun.	176	37	WØIRZ
CHN	3982	1730	Daily	896	196	WAØGHZ
NSN 11	3982	2330	Daily	824	28	WAØLOY

Traffic: WAØQEX 131, WAØHWR 51, WAØIBB 47, WAØBOK 42, WØFQB 38, WAØJTU 36, WAØGHZ 35, WAØJTW 35, WØBFV 30, WAØJOD 29, WØNIK 25, WAØPCC 24, WAØTMG 16, WAØDXY 13, KØJFN 12, KØJUF 10, WØOOX 9, WØHTA 8, WAØPIF 8, WAØ-EEI 7, KØDGW 6, KØECH 6, WØFCE 6, KØHNT 6, WØRJA 6, WØSWG 6, WAØKGD 5, WAØQEI 5, WAØJUF 4, KØODF 4, KØSFA 4, WØURC 4, WAØ-VJI 4, WAØATU 3, WAØJAV 3, WAØOQX 3, WØVEA 3, KØFRU 2, WØHOP 2, WAØKC 2, WAØIBL 1.

NEW ENGLAND DIVISION

CONNECTICUT—SCM, John McNassor, WIGVT—RM: WAHNS. PAM: KIYGS. V.H.F. PAM: KISXF. July activity report:

Net	Freq.	Days	Time	Sess.	QNI	QTC
CN	3640	Daily	1845	31	241	234
CPN	3665	M-S 1800	Sun 1000	31	466	103
VHF 2	145.98	M-S	2200	23	69	20
VHF 6	50.8	M-S	2100	23	151	18

High QNI: CN—WIEJI, WAHNS, KIEIR and WAH-HOL. CPN—KISXF 27, WILUH 25, WIGVT and WI-

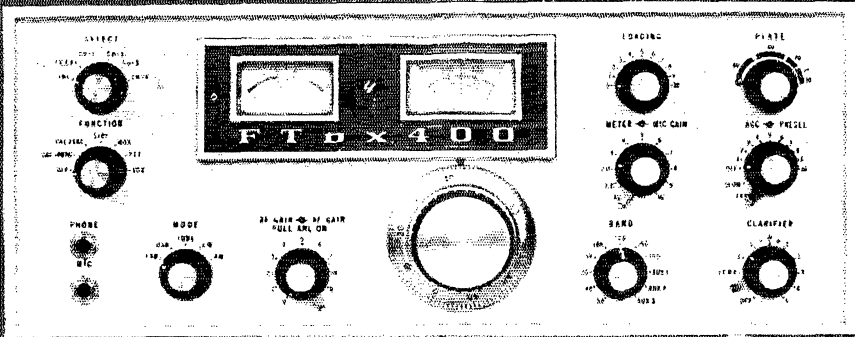
YBH 24, WIDQJ and WAJMR 22, KIEIC and KIYGS 21, KIBSB 19, WAHOL and WAJGF 18 and WAIEG 17. On Aug. 1, WYBH retired after 14 years as PAM. My sincere thanks for his dedicated devotion and many favors. His efforts on behalf of CPN are appreciated and will be long remembered. Our new PAM, KIYGS, is a long time CPN member, well-known and recognized for his ability and fine signal. Best of luck to both Bills, WYBH and KIYGS. With sorrow we add to Silent Keys: WIEAE, New England Division Vice-Director, and WIJU, an active member of the Candlewood ARA. Traffic operators should recognize the potential offered by repeater stations. MARS nets use this to good advantage. W8CWV/1, with Navy MARS, has worked out a complete EC Plan for Connecticut and our thanks to him for sending a copy to all ECs. Congratulations to: WAJGF and WAJYE on Advanced Class; WNILOU and WNLFP on Novice Class Licenses. WAJUL now is at the Air Force Academy. WIGVJ is on a 32-day cruise. WIEJI is back in Connecticut working CN/EAN again. KIHTY is the new CWA president. Communications for the Womens Golf Tournament in Danbury again was handled by Candlewood ARA members. Please read and answer Director WIQV's letter at the next club meeting. WAJTB, Trumbull repeater is active on 146.31 in and 146.83 out. CU on 2 f.m.! Traffic: (July) WIEFW 266, WIEJI 176, KIEIR 158, WAHOL 123, WAHNS 122, WIGVT 71, KIEIC 70, KISXF 52, WAJVV 42, WAJGA 39, WIAW 38, WAJMO 25, WAJQC 21, W8CWV/1 15, WAJFW 14, KIYGS 14, WIQV 13, WAIFXS 12, WIOBR 11, WILUH 10, WIBN 8, WICUH 7, WAJGF 7, WAJMR 7, WYBH 7, WICTI 3, WIBD 2, WAIEG 2. (June) WIOBR 18, WAIFXS 4.

EASTERN MASSACHUSETTS—SCM, Frank L. Baker, Jr., WIALP—WIAQG our SEC, received reports from KIDZG and WAIDXI. Please note that San Diego, Calif., in commemoration of its 200th anniversary this year has designated the week of Oct. 27 to Nov. 2 as "Massachusetts Week." An award will be presented to the amateur who contacts the greatest number of San Diego amateurs. Write to KØVZA, Wis JLT, BB and DFS, write in and out of the hospital. WINF went to N.Y.C. KINLQ is now Advanced Class. WYCV is back on the air with a Swan 500C. WIZFD has a 2-meter net certificate. WIAQG is out in the Pacific. WIZW is retiring from WHDH and moving to Ft. New VL's: WNILLE Newton, WAJLK Stoughton, WIBDU went to Italy. WINJV is up to 334 in DXCC. EMN had 48 sessions, 251 QNIs, 158 traffic. KIJY, now in Danvers, is on 10. News from New Bedford: WNLGN is new. WAIBZJ is in the Navy. KIITY is in Pa., WNIKM retired. WAJAG has an HW-100 on 15 working DX and wants to know where WAJET is. WAJLX, our EC/RØ, and WIMNL, K1-VGU, WIZQM, WILTC, WIONM and KIGPH helped during the 4th of July Parade on 6. EMNN had 11 sessions, 5 traffic 29 QNIs. KIESG is acting mgr. for the summer. WIEMG says fishing is good. WAIRY is on 20, building a 6er. WAIGXC is in Navy-Marine Corps MARS. WNLIX has 19 states. WAIKOW has an EICO 753. A nice write-up about "Rooster Network" on 6, organized by WIMBU on Route 128, appeared in a Boston paper. WAIDPX worked XEIPY on 6 s.s.b. WAIDPL worked W6ANN on 6. The Yogi Bear V.H.F. Soc. Award is to raise money for the "Jimmy Fund." Work 5 members, send list, 35 cents and an s.a.s.e. to WIDKD. Those in the Boston area, get on 51.150 kc. at 10 p.m. a.m./m.c.w.. WIDFS, W1-LN, WAIBS, WAIFNM is on 10, 20, 40. WAICBI and XYL were house guests of DJ2FR in Idstein, W. Germany, while on an auto trip. The 6-Meter Cross Band Net had 17 sessions, 36 QNIs. EM2MN had 23 sessions, 140 QNIs, 130 traffic. WINZP had an operation. W1-YYI talked with his daughter thru ELZBR in Montrovia on 15 s.s.b. WIMA is moving to Swansea. K1-HFW, a Silent Key, was in the 6-Meter Cross Band Net. WIEJI is mobile on 40. K4GCI/1 ran some one-way tests on 1296 Mc. with K9AQ/1. G8ATV and SM6CSO visited WIMX. New appointments: WAJMR as OBS and OBS. WIEJK as ORS. Appointments endorsed: WIMX as OBS, Wis SMO, EAE, UE, KICLM as ORS, Wis NZP, UE, YFI, IU, KINLQ as ECs. WIDOM as OPS, Wis TZ, DFS, SYG as OBS, WIEAE as RM for 80 c.w. WITZ as OBS. The Whitman ARC is putting out a bulletin called *The Spectrum*. WA6-CQP's wife and daughters visited the WIALPs. New Novices: WNTS LNX, LNZ, LNV, LNY, LNR, LNS, LOE, LNE, LNP, LNM, LNB, LNO, LNH, LMS, LMT, LJM, LMQ, LMJ. New Techs.: WAJLME, LMY. Welcome back to WJVR as SEC/M for Western Mass. Traffic: (July) WIOJM 1011, KIESG 352, WA1-IBL 307, WAIFRY 140, WAIFAD 117, WIEGM 81, WIHKJ 72, WAIRY 63, WAJVL 54, WIBUF 46, K1-PRB 48, WIEAE 44, WIDOM 28, WAIFE 28, WICZB 25, WAIGXC 24, WICTR 23, WAIDPX 20, WAJIL 10,

TOP OF THE YAESU



LINE



THE FT_{DX} 400 TRANSCIVER

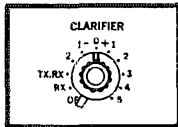
Conservatively rated at 500 watts PEP on all bands 80 through 10 the FT dx 400 combines high power with the hottest receiving section of any transceiver available today. In a few short months the Yaesu FT dx 400 has become the pace setter in the amateur field.

FEATURES: Built-in power supply • Built-in VOX • Built-in dual calibrators (25 and 100 KHz) • Built-in Clarifier (off-set tuning) • All crystals furnished 80 through the complete 10 meter band • Provision for 4 crystal-controlled channels within the amateur bands • Provision for 3 additional receive bands • Break-in CW with sidetone • Automatic dual acting noise limiter • and a sharp 2.3 KHz Crystal lattice filter with an optimum SSB shape factor of 1.66 to 1.

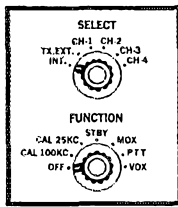
Design features include double conversion system for both transmit and receive functions resulting in, drift free operation, high sensitivity and image rejection • Switch selected metering • The FT dx 400 utilizes 18 tubes and 42 silicon semi-conductors in hybrid circuits designed to optimize the natural advantages of both tubes and transistors • Planetary gear tuning dial cover 500 KHz in 1 KHz increments • Glass-epoxy circuit boards • Final amplifier uses the popular 6KD6 tubes.

This imported desk top transceiver is beautifully styled with non-specular chrome front panel, back lighted dials, and heavy steel cabinet finished in functional blue-gray. The low cost, matching SP-400 Speaker is all that is needed to complete that professional station look.

SPECIFICATIONS: Maximum input: 500 W PEP SSB, 440 W CW, 125 W AM. Sensitivity: 0.5 uv, S/N 20 db. Selectivity: 2.3 KHz (6 db down), 3.7 KHz (55 db down). Carrier suppression: more than 40 db down. Sideband suppression: more than 50 db down at 1 KHz. Frequency range: 3.5 to 4, 7 to 7.5, 14 to 14.5, 21 to 21.5, 28 to 30 (megahertz). Frequency stability: Less than 100 Hz drift in any 30 minute period after warm up.




CLARIFIER CONTROL— Does the work of an external VFO — allows operator to vary receive frequency 10KHz from transmit frequency, or may be used as an extra VFO combining transmit and receive functions.



SELECT CONTROL— Offers option of internal or outboard VFO and crystal positions for convenient preset channel operation.

FUNCTION CONTROL—Selects crystal calibration marker frequency and desired transmit mode of operation.



FT DX 400 \$599.95 — SP-400 \$14.95



SPECTRONICS BOX 356, LOS ALAMITOS, CALIFORNIA 90720

— PROFESSIONAL EQUIPMENT FOR THE AMATEUR —

W1AOG 8, K1LCQ 8, W1ZFD 8, WA1CEO 5, K7JRE/1 5, WN1LX 4, WA1KOW 2. (June) W1EAE 74, W1-EMG 73, W1NUP 17. (May) W1EAE 62. (Apr.) W1EAE 82.

MAINE—SCM, Peter E. Sterling, K1TEV—WA1-KNX is a new Advanced Class licensee in the Portland area. WN1JFX is operating the New England Novice Net on 3712 kc. It operates from 2300 GMT to 0000 GMT, Mon. through Fri. W1FZD is a Silent Key, and will be missed by many a ham. New hams in the state are WA1LM, WN1LMA, WN1LLS, WN1LLZ, WN1-LLF, WN1LNG and WN1LND. WA1KLO is on 20 meters with a new two-element quad. W1PLB and K1-OPV are on 2-meter RTTY and are looking for contacts. K1RQE now has 301 countries toward DXCC. Net controls for PTN are needed. We would appreciate hearing from some c.w. operators who would like to join the net. W1AI is moving to Saco. WA1JTT is on with a new 74X-B. The Portland Amateur Wireless went out on FD for the first time in three years. I am still looking for more news to put in my column. Any news of happenings in the state will be appreciated. Traffic: W1BJG 246, WA1FCM 119, WN1JFX 6, W1-OTQ 6.

NEW HAMPSHIRE—SCM, Donald Morgan, K1QES—SEC: K1RSC. RM: K1BCS. PAM: K1APQ. Welcome to new hams WN1LKW, WN1LKH, WN1LKY, WN1LMO, WN1LMT, WN1LNC and WN1LNU. It is with regret that we note the passing of W1TCR, of Tilton, a ham for many years. An avid c.w. man and the Radio Officer for the local civil defense, he will be missed by all who knew him. K1PQV needs contact with Cheshire County. W1BYS/K1TXC left this month for a trip to Germany, Switzerland, England and Norway. W1SWX has three sloping 80-meter dipoles on a 90-foot tower ready for the DX season. WA1JTM is changing from DX to NTS on c.w. The CNEN and GSPN Picnics are all set to go. The GSPN reports 902 check-ins and 102 traffic. It has been brought to my attention that maybe the Pine Tree net will join with the Vermont-New Hampshire Net and give us three-state coverage on c.w. We need it. Many are studying to upgrade their licenses. Remember that courtesy and assistance helps build the respect of your station both on and off the air. NHAREC reports 115 check-ins and 19 traffic. Traffic: (July) K1BCS 93, W1MHX 47, K1PQV 28, WA1JTM 25, K1QES 6, W1BYS 2. (Apr.) W1MHX 9.

RHODE ISLAND—SCM, John E. Johnson, K1AAV—SEC: K1LII. RM: W1BTV. PAM: W1TXL. V.H.F. PAM: K1TPK. RISPEN report: 31 sessions, 427 QNI, 72 traffic. The W1AQ Club of Rumford reports that the annual fishing trip was held recently with the only fish being caught by K1AGA. The party was organized by WA1FY and WA1KPC. WA1IUR has been working with K1HMO and W1WAC installing the communications table for the club station. WA1IYF has completed the installation of new windows and the communications room should be completed soon. WA1CVF is back at the club while on vacation from Colby College. W1FNH has returned from the State of Washington for the U.S. Navy. K1LXQ is motoring to California for vacation. WA1CQ is working lots of DX with his new Classic 36 antenna and his Swan 500C rig. K1PEL is operating on 6 meters and looking for DX stations. K1AMG has returned from a vacation in New Hampshire. W1TXL and W1BTV have applications for OPS and ORS appointments which will be sent to the SCM for processing. Traffic: W1TXL 205, W1YKQ 71, K1YVC 38, W1BTV 34, WB2HPW/1 21, WA1BLC 15, K1QFD 15, K1TPK 15.

VERMONT—SCM, E. Reginald Murray, K1MPN—

Net	Freq.	Days	Time	QNI	QTC	N. Mgr.
Gr. Mt.	3955	M-S	2130Z	353	41	W1VMC
Vt. Fone	3955	Sun.	1300Z	49	—	WA1EDI
Vt. CD	3980½	Sun.	1400Z	44	5	W1AD
Vt. PO	3909	Sun.	2200Z	74	6	K1BQB
Carrier						W1KKD
VTSB	3909	M-S	2130Z	505	74	KL7DVP/1
		Sun.	1230Z			

Welcome to new Novices WN1LOC (Williston) and WN1LNI (Plymouth). Word is that the VTNH Net doesn't have very many Vermonters check-in. Can you help? Hope all had a good time at International FD. WA1JGK has been appointed ORS. Anyone interested in appointments or endorsements, please let me know. Traffic: K1BQB 323, WA1JGK 68, WA1ZO/1 16, K1MPN 13, WA1GKS 8.

WESTERN MASSACHUSETTS—SCM, Percy C. Noble, W1BVR—C.W. RM: W1DWV. SEC: —. PAM: —. Sincere congratulations to W1STR on a job well done as SCM these past two years. The West. Mass. C.W. Net, on 3560 kc. daily at 7:00 p.m., had 113 QNIs during July handling 95 messages. Attendance of the top four was: W1BVR 26, W1DWV 24, W1ZPB 22, K1-WZY 17. W1EUB, of Pittsfield, pres. of the North-eastern States 160-Meter Amateur Radio Assn., would like to hear from hams wishing to join. We have many application blanks and certificates here for various League appointments, and now that I am retired I haven't much else to do except to make out certificates! There are Official Phone Station certificates for you good-quality phone operators; Official Relay Station certificates for you c.w. traffic-minded operators; Official Observer certificates for those who like to listen; Official Bulletin Station certificates for those who like to transmit; Official V.H.F. Station certificates for those of you on 50 Mc. and higher; Emergency Co-ordinator certificates for those in communities without an EC; and Amateur Radio Emergency Corps cards for everybody! Take your pick! Yes, we'll have news next month with the return of the vacationers and the receipt of club bulletins. Maybe you think nobody is interested in what you are doing, but I'll bet some are. How about a note from you for information for this section? New address here is: Bailey Road, P.O. Box 5, Lanesboro, Mass. 01237. Traffic: W1ZPB 111, W1DWV 73, W1BVR 67, W1KK 35, W1IC 23, K1WZY 20, W1STR 3.

NORTHWESTERN DIVISION

ALASKA—SCM, Albert F. Weber, KL7AEQ—KL7-FHF is finding out what it takes to come up with an issue of *NARC News*. We have a feeling he may not say "yes" the next time KL7FLS calls for help. KL7-CAH and KL7BJD have moved their house and were off the air for a spell but are back on again with the old Sourdough Net. KL7EWH, EC for the Fairbanks area, is now situated in Tasmania, and plans to stay for a year or so. KL7EUW has taken over the EC slot. The BC-610 has left the shack at KL7AEQ/AZJ-ville and has been replaced by a Swan lineup. KL7DIO and KL7GJC used up two helicopters this summer at their Katmai location. No one was hurt in either mishap, fortunately. KL7GFT and KL7GFU are joining the mountain-toppers out on the Nenana Road. KL7IS and KL7DDB have moved into their new QTH at Lake Minchumina and Dick is hunting for the best place for the 2-meter antennas.

IDAHO—SCM, Donald A. Crisp, W7ZNN—The FARM Net convenes week days on 3935 kc. at 0200 GMT. The RACES Net convenes week days on 3991 kc. at 1415 GMT. W7DQU, Bonneville County EC, reports that K7PGF has been appointed Asst. EC. W7CJ is recuperating from an operation. K7CVB was injured in an airplane crash. W7GHT qualified for a BPL award with a traffic total of 779. Two stations were set up at the National Boy Scout Jamboree at Farragut using the call KP7BSA. One station had several operating positions for use of the Scouts who were amateurs, and the other station was used strictly for traffic. The traffic station consisted of a 2-meter RTTY link with Spokane, Wash., through a repeater station, and a 2-meter f.m. link with WA7BDD at Hayden Lake, Idaho, who relayed the traffic to W7GHT and W7KZ, who in turn relayed the traffic to T7WN and RN6 through RN7. Spokane Amateurs relayed the traffic by using all area nets. Other amateurs who played a major part in handling the Scout traffic were K7C7S, K7LRD, W7COI, K7OEY, K7UXS, K7MRJ, W7DEQ, WA7GUA, WA7IKZ, K7WNE, WA7BDL, K7-VNB, WA1PG and W7JWL. W7GSS and W7JWL operated the traffic station at Farragut. FARM Net report: 20 sessions, 459 check-ins, 418 traffic. Traffic: W7DEQ, WA7GUA, WA7IKZ, K7WNE, WA7BDL, K7-ZNN 11, W7YON 9.

MONTANA—SCM, Joseph A. D'Arcy, W7TYN—SEC: W7RZY. PAM: W7ROE.

Montana Traffic Net	3910 M-F	0100 GMT
Montana PON	3950 Daily	1345 GMT
Montana Section Net		Down for summer.

Hamfest time has come and gone. K7DCH and K7DCI did a great job at Glacier. K7UAE did a great job down at the W1MU Hamfest as well. The W1MU Hamfest will be sponsored by the Utah Council of Radio Clubs. W7RZY is in Florida going to school. A new call in Anaconda is W7NAA. New calls in Bozeman are W7MIM, W7M1N, W7MZV, W7MZW and W7MZX. The Butte Amateur Radio Club held

How to get into one of today's hottest money-making fields—servicing 2-way radios!

More than 5 million two-way transmitters have skyrocketed the demand for service men and field, system, and R & D engineers. Topnotch licensed experts can earn \$12,000 a year or more. You can be your own boss, build your own company. And you don't need a college education to break in.

HOW WOULD YOU LIKE to start earning \$5 to \$7 an hour...\$200 to \$300 a week...\$10,000 to \$15,000 a year? One of your best chances today, especially if you don't have a college education, is in the field of two-way radio.

Two-way radio is booming. Today there are more than five million two-way transmitters for police cars, fire trucks, taxis, planes, etc. and Citizen's Band uses—and the number is growing at the rate of 80,000 new transmitters per month.

This wildfire boom presents a solid gold opportunity for trained two-way radio service experts. Most of them are earning \$5,000 to \$10,000 a year more than the average radio-TV repair man.

Why You'll Earn Top Pay

One reason is that the U.S. doesn't permit anyone to service two-way radio systems unless he is licensed by the FCC (Federal Communications Commission). And there aren't enough licensed electronics experts to go around.

Another reason two-way radio men earn so much more than radio-TV service men is that they are needed more often and more desperately. A two-way radio user must keep those transmitters operating at all times, and must have them checked at regular intervals by licensed personnel to meet FCC requirements.

This means that the available licensed expert can "write his own ticket" when it comes to earnings. Some work by the hour and usually charge at least \$5.00 per hour, \$7.50 on evenings and Sundays, plus travel expenses. Others charge each customer a monthly retainer fee, such as \$20 a month for a base station and \$7.50 for each mobile station. A survey showed that one man can easily maintain at least 15 base stations and 85 mobiles. This would add up to at least \$12,000 a year.

How to Get Started

How do you break into the ranks of the big-money earners in two-way radio? This is probably the best way:

1. Without quitting your present job,



He's flying high. Before he got his CIE training and FCC License, Ed Dulaney's only professional skill was as a commercial pilot engaged in crop dusting. Today he has his own two-way radio company, with seven full-time employees. "I am much better off financially, and really enjoy my work," he says. "I found my electronics lessons thorough and easy to understand. The CIE course was the best investment I ever made."

learn enough about electronics fundamentals to pass the Government FCC License. Then get a job in a two-way radio service shop and "learn the ropes" of the business.

2. As soon as you've earned a reputation as an expert, there are several ways you can go. You can move out, and start signing up and servicing your own customers. You might become a franchised service representative of a big manufacturer and then start getting into two-way radio sales, where one sales contract might net you \$5,000. Or you may be invited to move up into a high-prestige salaried job with one of the major manufacturers.

The first step—mastering the fundamentals of Electronics in your spare time and getting your FCC License—can be easier than you think.

Cleveland Institute of Electronics has been successfully teaching Electronics by mail for over thirty years. Right at home, in your spare time, you learn Electronics step by step. Our AUTO-PROGRAMMED[®] lessons and coaching by expert instructors make everything clear and easy, even for men who thought they were "poor learners." You'll learn not only the fundamentals that apply to all electronics design and servicing, but also the specific procedures for installing, troubleshooting, and maintaining two-way mobile equipment.

Your FCC License...or Your Money Back!

By the time you've finished your CIE course, you'll be able to pass the FCC

License Exam with ease. Better than nine out of ten CIE graduates are able to pass the FCC Exam, even though two out of three non-CIE men fail. This startling record of achievement makes possible our famous FCC License Warranty: you'll pass the FCC License Exam upon completion of your course or your tuition will be refunded in full.

Find out more. Mail coupon for two FREE books, "How To Succeed In Electronics" and "How To Get A Commercial FCC License."

ENROLL UNDER NEW G.I. BILL

All CIE courses are available under the new G.I. Bill. If you served on active duty since January 31, 1955, or are in service now, check box in coupon for G.I. Bill information.

Cleveland Institute of Electronics

1776 E. 17th St.,
Cleveland, Ohio 44114

Please send me without cost or obligation:

1. Your 44-page book "How To Succeed In Electronics" describing the job opportunities in Electronics today, and how your courses can prepare me for them.
2. Your book on "How To Get A Commercial FCC License."

Name _____

Address _____

City _____

State _____ Zip _____ Age _____

Check here for G.I. Bill information

Accredited Member National Home Study Council

QT-77

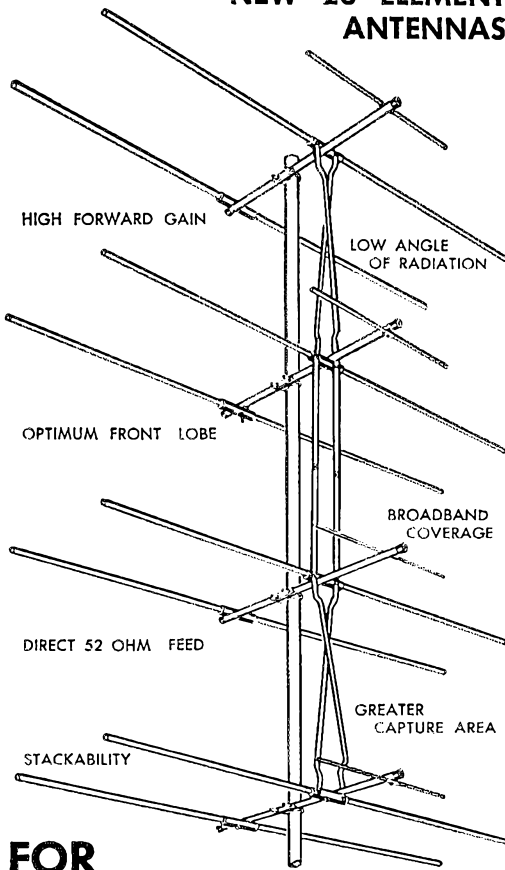


Cleveland Institute of Electronics

1776 East 17th Street, Cleveland, Ohio 44114

DX-ARRAY

NEW 20 ELEMENT ANTENNAS



FOR
144 mhz 220 mhz 432 mhz

A breakthrough in VHF/UHF Amateur antennas! The new Cush Craft DX-Arrays combine the best yagi and colinear features into the World's most advanced amateur communication antennas.

Realizing that the antenna is the most important part of your station, Cush Craft engineers have devoted two years of intensive development and testing to perfect DX-Array. DX-Arrays have already established new records in Dx-ing and moonbounce programs.

Whatever your interest may be, ragchewing, contests, DX, or moonbounce, get in on the excitement of VHF hamming today with DX-Array.

DX-120 — 144 mhz \$29.50
DX-220 — 220 mhz 22.50
DX-420 — 432 mhz 17.50

See your local distributor or write for complete specifications on these exciting new antennas from the world's leading manufacturer of UHF/VHF Communication Antennas.

621 HAYWARD STREET
 MANCHESTER, N.H. 03103

its summer get-together at the QTH of Thelma. WA7-DMA is working in Seattle this summer. Well, that's it for this month. We still need more news on activities.

OREGON—SCM, Dale T. Justice, K7WWR/WA7KTV —SEC: W7HLF. RM: W7ZFH. PAM: K7RQZ. July net reports: K7IFG reports for the BSN, sessions 58, traffic 171, check-ins 960. K7YQM reports for the Oregon AREC Net, sessions 31, traffic 43, check-ins 822, maximum number of counties 20, contacts 101. K7YIA reports for the Salem AREC Net, sessions 28, traffic 63, check-ins 265. K7GGQ reports for the OSN, sessions 18, traffic 10, check-ins 32. WA7GFP reports some fine openings on 6 meters and a very successful V.H.F. Picnic. WA7GCS and WA7GEP are building some 432-Mc. gear. W7HLF reports seven stations are on the local v.h.f. net in the Medford area. K7OUF is spending a lot of time in bed, but still hands in his traffic reports. K7QHM dropped his mike and was off the air for awhile. A new ham in Ashland is WA7MUY. WA7FTN handled 239 phone patches in S.E. Asia, in spite of exciter trouble during the month. Traffic: K7RQZ 454, WA7IFS 229, WA7JIV 62, K7YQM 32, WA7HKV 32, K7WVR 31, W7BNS 20, K7OUF 18, W7HLF 13, W7MLJ 11, WA7JMD 8, W7CPK 5.

WASHINGTON—SCM, Harry W. Lewis, W7JWJ—Net reports:


Net	QNI	QTC	Sea.
NSN	239	85	29
WARTS	1334	674	29
WSN	310	464	31
NTN	674	830	31
AREC	25	4	3

SEC W7UWT has organized the EC structure in Washington to include ten areas with more than one county in each. New EC certificates have been issued to K7-PZA, WA7CYY, K7WTG, W7RJW, K7NKZ, W7AXT, W7AJV, K7UDG, WA7JMP, W7GVC, W7CTS, W7RXH and K7LRD. W7UWT is in Boston for the summer. W7DZX sends in a late traffic report for June with 296 handled. W7KZ has now made the BPL three times and qualifies for a BPL medallion. WA7KOB now is an NCS on the Novice Slow Speed Net which meets at 0300Z on 3700 Mc. WA7KWY submitted a monthly traffic report with zero for the total. This should qualify him for the enthusiasm certificate. WA7IB reports his RN7 activity down because of family summer activities. The Code Practice Net meets on 3728 kc. (W7LEC) at 1600Z. OO W7AXT noted one violation of a Novice being out of the band. W7BQ is taking time out to rebuild the shack, repaint the house and take a vacation. W7PI spent part of his vacation painting. W7PGY, Northwestern Division ARRL Director and W7MCW attended the Annual Glacier Hamfest in Montana. WA7DXI soon will be back on the air with a new Swan Cygnet. OO K7LET submitted his July report with a letter to our Director and ARRL requesting delay by FCC in implementing the incentive license program. "Greetings from the 7th National Boy Scout Jamboree located at Farragut, Idaho." This was a common message to be heard in July with 2601 originations from Farragut and KF7BSA. Traffic-handling was a joint effort by three Spokane radio amateur clubs, the Inland Empire V.H.F. Club, the Spokane Dial Twisters and the Spokane Radio Amateurs. Traffic from KF7BSA went out on 146.34 and 146.78 RTTY to Spokane and Hayden Lake, Idaho. Amateurs in the Spokane and Idaho area taking part were K7-UXS, WA7BDD, WA7BDC, K7CTS, K7MRJ, K7LRD, W7DEQ, WA7GVA, WA7KC, K7WNE, W7COT, K7-VNB, WA7PG, K7OEY, W7GSS, W7WIL, W7HCF and others. Across the Northwest additional stations picked up the traffic and relayed it through several traffic networks. Participating stations were: W7BA, W7PI, W7GHT, W7KZ, WA7HKR, K7UDG, W7JWJ, W7DZX, W7BQ, W7AXT and others. Traffic: (July) W7BA 2619, WA7HKR 1520, K7UXS 1200, K7LRD 1088, W7DZX 1018, W7KZ 786, WA7GVB 709, W7PI 565, W7JWJ 507, W7DEQ 401, W7AXT 300, WA7KZ 288, W7BQ 286, W7-ZIW 287, K7JXO 188, W7GYE 157, WA7DZL 150, WA7-IPG 150, W7MCW 60, W7GVC 59, WA7GVA 52, K7KPA 45, WA7KOB 42, WA7EDQ 39, W7IEU 31, K7SUX 20, K7TCY 18, WA7JFX 17, K7BBO 16, K7YFJ 12, K7EFB 11, WA7ESJ 10, W7NPKP 10, WA7LTP 10, W7AIB 9, W7UU 8, W7ZHZ 8, W7BUN 2, WA7DBQ 1, W7FQE 1, WA7KWY 0. (June) W7BA 2445, WA7HKR 1154. (May) W7BA 2225, K7UDG 1460, WA7HKR 1163.

PACIFIC DIVISION

EAST BAY—SCM, Paul J. Parker, WB6DHH—Well, everyone says that the summer months bring about a

MEET THE NCX-1000 TRANSCEIVER... THE NEW DESKTOP POWER PACKAGE FROM NRCI



NRCI's compact new happening puts you on the air with *complete* SSB, CW, and AM coverage of the 80 through 10 meter bands. There's a lot in it for you, including built-in AC power supply and monitor speaker. Check these features, and you'll see this is the rig to stay with!

- 1000 Watts PEP on SSB, 1000 Watts CW, 500 Watts FSK, 500 Watts AM.
- All-solid-state except for driver and PA.
- Built-in RF speech clipper.
- Wide-range fast attack/slow decay AGC.
- Receive Vernier with separate on/off control.
- Suggested amateur net price, \$995.



For complete (and impressive) specifications and details, write:

NATIONAL RADIO COMPANY, INC.

NRCI

37 Washington St., Melrose, Mass. 02176

International Marketing through:
Ad Auriema, Inc., 85 Broad St., New York, N.Y. 10004

FREE!

**1970 CATALOG NO. 700
JUST OFF THE PRESS!!
SEND FOR YOUR EXCITING COPY NOW!**



**Latest
Releases!
Best Bargains!**

**496
Pages**

**YOUR 1st GUIDE TO
EVERYTHING IN
ELECTRONICS**

- Sideband Transceivers
- Linear Amplifiers
- Amateur Receivers
- Beams and Dipoles
- Coax and Connectors
- Converters and Preamps
- Baluns and Crystals
- Keys and Oscillators
- Photo Equipment
- Public Address
- Test Equipment
- Tools • Books
- Auto Accessories
- Stereo Hi-Fi
- CB Gear • Parts

Mail This Coupon Today
For Your 1970 Catalog
No. 700

LAFAYETTE Radio ELECTRONICS
Dept. 34099 • P.O. Box 10
Syosset, L.I., N.Y. 11791

Send me the FREE 1970 catalog 700 34109

Name

Address

City State.....

Zip

(please include your Zip Code No.)

hull in station activity but I don't believe it and I have a stack of activity report forms this month. Official appointments this month go out to W6IPW, and WA6DIL, and endorsements to W6UZX and W6-OW. Good work, fellows, and keep the station activity reports coming in. Gene Dotson sent a nice letter. W6CBF had a gay time in the CD Phone Party with a score of 7425. Clyde also received his Armed Forces Day certificate after a long wait. W6IPW reports that traffic is somewhat light this month. Oh, and I almost forgot, K6PJ has just been appointed ORS and spent July on vacation. WA6DIL made the BPL again, even with a vacation thrown in there. Dave also was liaison for RN6 and PAN in July. K6PMG has been pretty busy with outside activities these past few months and has not been on the air much. W6UZX seems to have a pipeline into Europe these days. Jim says the bands are constantly alive with the people on the other side. W6TTS has been building a linear to go along with his other homebrew gear. Well, it sure was good to hear from all the people in the section. I hope all who are on vacation return safely and see you all next month. Traffic: W6IPW 361, WA6DIL 313, W6UZX 80, K6PMG 10.

HAWAII—SCM, Lew R. Wical, KH6BZF—SEC: KH6GFZ, PAM: KH6GQW, HAM: KH6AD, V.H.F. PAM: KH6EEM, QSL Mgr.: KH6DQ, RACES Nets: (40, 10, 6 and 2 meters). Coordinate with KH6AIN.

Nets	Freqs.	Time (GMT)	Days
Friendly Net	7,290	2030Z	M-F
Boy Scout Ham Radio Net	21,360	1800Z	Sat.
Pacific Interisland Net	14,320	0830Z	M-W-F
S.E. Asia Net	14,320	1200Z	All
Marianas Islands Net	3,850	0830Z	2, 3, 4th Tue.
GECKO Net (Marianas Is.)	14,210	0930	Tue. & Thurs.
Pacific DX Net	14,270	0700	Tue. & Thurs.
Marine Corps Net	21,380	1900Z	All
Confusion Net (Phone Patches)	21,400	0200Z	All

Remember, if you are on the West Coast plan to attend the Southwestern Division Convention Oct. 17-19 at the Hilton Inn in San Diego, Calif. Write P.O. Box 1469, San Diego, Calif. 92112, for more details. KH6IJ returned from the Mainland and JA-Land. KH6GPP was chosen to participate in the US Navy's Associate Degree completion program. Bob will attend Grossmont College at El Cajon, Calif. WA7LFD/KH6, passed the General Class exam, as did KH6GRG. KH6GHZ, our SEC, won a new award—grandfather. Miss Kimberly Michel Taylor weighed in at 7 lb. 3 oz. We welcome the arrival of K0QZP, who will be /KH6 for the next few years. Traffic: (July) KH6BZF 15, KH6NO/KH6 8, KH6GRG 1, KH6LG 1, KH6VG 1, KR6FT 1, (May) KH6GQW 6, KH6GPQ 1, W4UAF/KH6 1.

NEVADA—SCM, Leonard M. Norman, W7PBV—SEC: WA7BEU. The ARRL Nevada QSO Party rules are being formed. Watch for full details in a later issue of QST. K7RKH is operating portable/6. W7DMI is no longer a bachelor. WA7PA is a bug collector. K7YXX is back to work after a skiing accident. K7-LBQ may become a million-miler on TWA before the summer ends. K7UGT, the Reno area 2-meter f.m. repeater, also will transmit on 147.480. K7ZOK reports working Albuquerque, Amarillo, Tulsa and Memphis 2-meter f.m. repeaters on his vacation.

SACRAMENTO VALLEY—SCM, John F. Minke, III, W6KYA/WA6DJT—ECs: K6RHW, W6SMU, WA6-TQJ, RMs: W6LNZ, W8VDA/6

Net	Freq.	Time	Days	Mgr.
NCN	3630 kc.	0200Z	Daily	WA6LFA
NCN/2 (slow speed)	3630 kc.	0330Z	Daily	WB6WGR
Calif. Novice (CNN)	3737 kc.	0300Z	Daily	WB6UHF
WCARS	7255 kc.		Daily	
Yolo County CD	145.68 Mc.	0200Z	Tue.	WA6TQJ


Your SCM recently was informed by WA6AUD, the S.F. SCM, that a bill (AB60) was introduced to raise the cost of our license plates to \$20 for stamping and an additional \$10 a year. Included in this was plates for the C'bers. I was then informed by WB6AUH that a hearing was to be held at the capital. Those amateurs who attended were K6DLL, W6FRE, W6KYA, WB6KZN and WA6AUD. The bill was amended July 22 by striking out all references to amateur radio. WA6FWU, of Soda Springs, lost his antennas last winter. W6DOR now has 36 states confirmed on 50 Mc. K6GG, our OO from Willows, hears many signals but not many faulty ones. If you worked F0MR, that was fellow SVer WB6EAG. A recent membership check of

This new generation 1KW HF/ISB Transmitter is Automatically Tuned—for ship, shore and transportable shelter use.

Advanced capabilities of the RF-130 meet future requirements for high speed digital data, narrow band secure voice, Link 11 and 14, in addition to normal communications needs of voice, CW and RTTY applications.

Power output from the RF-130 is 1 KW p.e.p. and average over the 2.0000 to 29.9999 MHz frequency range. Up to four audio channels (applicable to DCA specifications) can be supplied. If only one or two channels are presently required, the balance may be subsequently installed in the field. The RF-130 HF/ISB Transmitter is fully compatible with Models RF-601 Automatic and RF-610 Manual Antenna Coupler Groups to provide loading into a 15-35 foot whip antenna.

RF-130 1KW HF/ISB TRANSMITTER



Shown with RF-112

RF-130 1KW HF/ISB TRANSMITTER Brief Specifications

Power Output: 1KW p.e.p. and average.

Frequency Range: 2.0000 to 29.9999 MHz in 100 Hz increments.

Response: Advanced capability filters ± 0.5 db from 350 to 3040 Hz. Normal communication filters 3 db from 300 to 3500 Hz.

Tuning Time: Ten seconds maximum.

Modes: CW, AM, USB, LSB, ISB, RATT, ISB/RATT.

Harmonic Distortion: -50 db second harmonics, -55 db third.

Spurious Emission: -80 db per DCA.

R F Load: 50 ohms with up to 4:1 VSWR.

Input Voltages:

- (a) RF-112 Power Supply for 208/440V $\pm 10\%$, 60 Hz $\pm 5\%$, 3 phase or
- (b) RF-111 Power Supply for 115V $\pm 10\%$, 400 Hz $\pm 5\%$, 3 phase or
- (c) RF-124 Power Supply for 230V $\pm 10\%$, 50/60 Hz $\pm 5\%$, 1 phase.

Configuration: Either 19 inch relay rack or stack mounting.

Available From Shelf Inventory

Please write
for details.

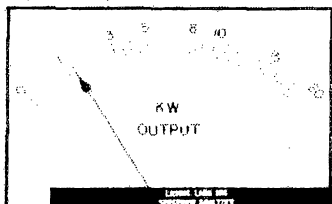


R F COMMUNICATIONS, INC.

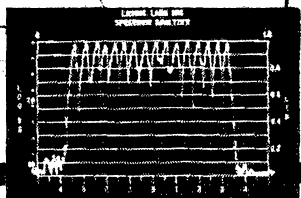
1680 UNIVERSITY AVENUE • ROCHESTER, NEW YORK 14610

For employment opportunities, send your resume to the Personnel Director. An equal opportunity employer.

THE NEW
TMC PPM-1
 PEAK POWER METER
**ALWAYS READS
 TRUE PEAK POWER**
 UNDER MULTITONE CONDITIONS

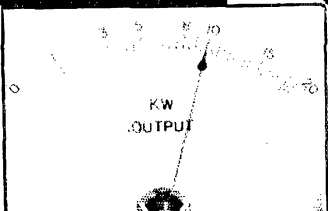


Simultaneous
 Average
 Power Reading
 Using 16
 Tones



Unretouched
 photo of 16
 tone pattern
 on scope

PPM-1 Peak
 Power Meter
 Reading
 Using



A common misapprehension continues to exist over the ratio between average and peak power in high power transmitters, particularly where multitone transmission is used.

Although TMC transmitters are designed for high peak power capability, it is obvious from the readings on the average meter (left) and the PPM-1 meter on the right, that peak power capability can be easily exceeded by attempting to maintain constant average power input when using multiple tones.

This new meter is optional on new equipment and available as a kit for upgrading equipment currently in use.

TMC Model PPM-1 is a positive protection against "flat topping," overload and damage to your transmitter.



FULL ENGINEERING
 DATA ON REQUEST

THE TECHNICAL MATERIEL CORP.

AND SUBSIDIARIES

700 Fenimore Road • Mamaroneck, N. Y. 10543
 VIRGINIA • CANADA • SWITZERLAND • ARIZONA

ARRL lists members in 19 out of 20 S.V. counties, the hold-out being Alpine County. It would be appreciated if those of you who participate in the California QSO Party the first week end in Oct., would please send me your logs. Traffic: (July) W8VDA 234, W6LNZ 41, WB6MAE 12, W6VUZ 2. (June) W8VDA 131.

SAN FRANCISCO—SCM. Hugh Cassidy, WA6AUD—SEC: W6WLV, WA6BYZ made the BPL again in July for the seventh month in a row in 1969. W6EAJ is working on a solid-state 160-meter transmitter in the wilds of Etnersburg. K6TJW still continues to be the section mainstay on the Golden Bear Net while WA8-IQP, in San Francisco, is checking into the Mission Trail Net. W6WLV was in the hospital but is out working traffic again. WA6QXV is getting ready to relinquish his fire duties at Inzola and will have time for more operating in the future. W6BIP visited ARRL Headquarters during Aug. New in DX activity from the Novato area are K6UFT, K6MHO and WB6SRA. W8BJO, Loleta, passed away June 23. Heard in the July CD party were W6WLV, W6RQ and W6BIP. WB6UJO attended the Western Washington DX meeting in Seattle in Aug. W6ZC has returned from a trip through Western Europe. WB6JQP has been doing a lot of fishing but continues to get in some sessions with the NCN handling traffic. While mobile to Missouri on vacation, WA6ALK and W6UDL managed to work all states. W6LNZ visited some NCN members while over on the coast from the Sacramento Valley. Quick action by WB6CIE in noting the legislation to increase the costs of call-sign license plates some 2000% started action which killed the possibility. WA6AUD, on being notified, alerted all of California to the danger and appeared before the State Senate Transportation Committee at which time all references to amateur plates was deleted from the legislation. The Marin Club handled communications for a Jaycee Orange-Crate Derby and the Dipsea Race during Aug. Traffic: (July) WA8BYZ 504, WB6JQP 54, W6WLV 39, K6TJW 33, W6BWV 19, WA6AUD 10, W6BIP 4, WA6QXV 2, W6CYO 1. (June) WA6AMH 4. (May) W6WLV 59, WB6QPG 8.

SAN JOAQUIN VALLEY—SCM. Ralph Saroyan, W6JPU—WB6YXB is a new v.h.f. appointee. WA6UQV is being heard on 75 s.s.b. WB6RZI has moved to a new QTH and it is on a ridge 3000 ft. high. W6UBK is running a kw. on 10-15-20. WA6NRV is building a 4-1000 amplifier for 6 meters. W6OWL is mobiling with a Swan 260. W6SVM has a GT-550 and is back on the air. W6KOB, the voice of Hardwick, is on the air with a Drake Line. W6JMP is on 75 and 40 s.s.b., and is holding daily skeeds with K6DG. W6DC is pres. of the Central Calif. Single-Sideband Assn. WB6ZBX is putting up a four-element tri-band beam. W6YKS is active on the high frequencies. WB6GJG is back on the air. K6KOL is putting up antennas at his new QTH. WA6-SCE reports that additional stations are needed in Fresno, Tulare and Bakersfield to handle traffic. You can help by checking in on NCN on 3630 kc. at 0200Z and 0330Z every night, and also on RN6 on 3655 kc. every night at 0245Z and 0430Z. K6GTI went salmon fishing on his vacation. WA6UVI operated out of Mono County in Aug. The Delta Amateur Radio Club meets the 3rd Tue. in Stockton at the Dan Webster School. Traffic: (July) WA6SCE 233, W6YKS 47, K6KOL 40. (June) WB6GJG 30, WB6ZBX 17.

SANTA CLARA VALLEY—SCM. Albert F. Gaetano, W6VZT—SEC: W6VZE, RM: WA6LFA, W6AUC has a sort of family net. He keeps skeeds with two of his brothers, W6BEU and W6JAO, and his nephew, K7UIO. In between times he handles phone patches for the servicemen on Guam and Okinawa. WA6LFA reports that traffic is picking up on NCN as of late. K6DYX worked in both the Phone and C.W. Parties in July. He had plenty of time because the XYL was away. WB6ZSE was elected secy.-treas. of the Monterey Bay Radio Club. She also passed the Advanced Class exam in July. The DX bug has hit WA6FKZ and he has been doing quite well, that is, when the XYL gets him out of the sack early enough. W6BPT has been active on the MARS c.w. nets lately. The North Peninsula Electronics Club has filled two vacant offices with W6NIZU as vice-pres. and W6KEM as act. chairman. By the reports from the various clubs in the section, it appeared that everyone had a great time on Field Day. W6VZE, who is SEC for the section, has a regular net every Sun. morning at 10:30 EDT on 3900 kc. This is a public service net and anyone is invited to check in. Traffic: WA6OXB 1058, W6RSY 257, WA6LFA 235, W6BYV 215, W6DEF 102, K6DYX 87, W6VZT 48, WA6UC 23, W6NW 22, W6BPT 18, WB6ZSE 17, W6ZRJ 4, W6IZF 2.

high accuracy CRYSTALS

for over 30 years



ONE OF A MILLION...



Write for Free Catalog

SAVOY ELECTRONICS, INC.
P.O. Box 7127 Fort Lauderdale, Florida - 33304

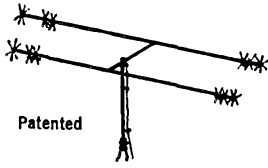
TEL: 305-566-8416 or 305-947-1191

Now... 2000 Watts P.E.P.

Full Power/Minimum Size

FOR APARTMENTS • SUBURBAN HOMES

Marine and Portable Operation
Packaged for APO and FPO Shipping



6-10-15-20 METERS

The time proven 8-24 4-Band antenna combines maximum efficiency and compact design to provide an excellent antenna where space is a factor. New end loading for maximum radiation efficiency. No center loading.

Bands	6-10-15-20 Meters
Power Rating	2000 Watts P.E.P.
El. Length	11'
Turn. Radius	7'
Total Weight	11 lbs.
Single Feed Line	52 ohm
SWR at Resonance	1.5 to 1.0 max.

Model B-24
Net \$59.95

MULTIBAND COAXIAL ANTENNA for 6-10-15-20 METERS

Needs no ground plane radials. Full electrical 1/2 wave on each band. Excellent quality construction. Mount with inexpensive TV hardware. Patented.

Power Rating	2000 Watts P.E.P.
Total Weight	5 lbs.
Height	11'
Single Feed Line	52 ohm
SWR at Resonance	1.5 to 1.0 max.

Model C4 Net \$34.95



Send for Free Brochure

If there is no stocking distributor near you order direct from factory. We pay shipping to your Qth if in Continental U. S. A.

Mini-Products, Inc.

1001 W. 18th Street - Erie, Pennsylvania 16502

• LEADERS IN COMPACT ANTENNAS •



FREE Catalog OF THE WORLD'S FINEST GOVT SURPLUS ELECTRONIC BARGAINS

Now BIGGER and BETTER Than Ever!

MAIL THIS COUPON NOW

NAME: _____

ADDRESS: _____

CITY: _____

STATE: _____

ZIP: _____

For your FREE copy, fill out coupon and mail. Dept. QST

FAIR RADIO SALES
P.O. Box 1105 • LIMA, OHIO • 45802

ROANOKE DIVISION

NORTH CAROLINA—SCM, Calvin M. Dempsey, WA4UQC—Asst. SCM: James O. Pullman, W4VTR. SEC: WA4LWE. RM: W4IRE. PAM: W4AJT. V.H.F. PAM: W4HJK. We are getting some nice reports from our OOs. Thanks for the fine job. Clubs taking part in Field Day are the Rowan Amateur Radio Club, Raleigh Amateur Radio Society, Seymour Johnson AFB MARS group, Forsyth Amateur Radio Club and Buncombe County Radio Club. The Yadkin Valley Amateur Radio Club is setting up an emergency net on 10 meters.

Net	Freq.	Time	Days	QTC	Mgr.
THEN	3923 kc.	0030Z	Daily	133	WA4VNV
NCN(E)	3573 kc.	2330Z	Daily	91	W4IRE
NC SSB	3938 kc.	0030Z	Daily	11	WA4KWC
NCN(L)	3573 kc.	0300Z	Daily	65	WA4CFN
June					
NCN(E)	3573 kc.	2330Z	Daily	77	W4IRE
NC SSB	3938 kc.	0030Z	Daily	7	WA4KWC

Traffic: (July) W4EVN 240, WA4VNV 58, WB4HGT 53, WA9JSX/4 50, WA4KXK 46, K4EO 41, WAOTE 36, W4FDV 27, K4VBG 25, K5TGA/4 20, WA4UQC 15, WB4KXL 13, WA4KWC 6, K4TTN 4. (June) WB4GAN 245, WA4KWC 1.

SOUTH CAROLINA—SCM, Charles N. Wright, W4PED—SEC: WA4ECJ. PAM: W4VFO. RM: K4-BSS/4.

SCPN	3930 kc.	0830 and 1530 EST Sun.,	12 Noon Daily
SCN	3795 kc.	2345Z and 0300Z Daily	July Tfc.: 29
SCSSBN	3915 kc.	0000Z Daily	July Tfc.: 109


From Spartanburg, W4NTO reports OQing is down. WN4LAM, now WB4NNY, is getting his feet wet on phone. WB4KPN had a slight explosion in an S20-R. The SCPN Quarterly Dinner Meeting in Greenville was hosted by W4AZT, who is the new S.C. Army MARS director. W4EZF reports from Seneca that Mickey Wood, who learned radio by correspondence from the National Radio Institute, has been licensed. His call?—WN4NRI! K4II spent two weeks vacation at Edisto Island and racked up 614 QSOs with 104 countries. Bill reported 166 QSOs in the July CD Party and was anticipating operation at GC4GA during Aug. WA4NIG and his Navy MARS cohorts are successfully implementing a statewide 2-meter net, something your SCM has advocated for years. Congrats, guys! Don't forget the Roanoke Division Convention in Huntington, W. Va., this month Oct. 10-12. Traffic: K4BSS/4 148, W4PED 44, W4NTO 39, K4OCU 26.

VIRGINIA—SCM, H. J. Hopkins, W4SHJ—SEC: K4LMB. RMs: WA4EUL, K4MLC. PAM: W4OKN. We regret to report the passing, in July, of W4FF. In addition to his amateur activities, Joe will be remembered as a pioneer in the development of audio for the motion picture industry. WB4LQV received his General Class license and is joining the traffic nets. W4ZM and K4FSS were in Europe for the summer. The new SCM will assume office in Oct., but since the election has not been held at this writing, we cannot announce the outcome. When the identity of the new SCM is known, W4SHJ will make every effort to have all material in his hands by late Sept. Oct. also is the month in which standard time is reinstated; keep this in mind as it may apply to changes in net meeting times. Virginia traffic nets meet as indicated.

3680	1830-1930	local	daily
3935	1800-2200	local	daily
3947	1930	local	daily

Traffic: (July) W4SQQ 400, WB4FJK 358, W4TE 267, W4ZM 171, WB4CVV 155, W4QDY 141, K4KNP 130, W4UQ 108, W4NLC 71, K4CG 67, WA4JF 64, WB4-DRB 62, WB4FDT 60, W4RHA 57, WB4DOY 47, W4-OKN 41, WA4MJF 35, K4JM 33, K4GR 31, K4LMB 29, W4YZC 25, W4THV 22, WA4NNG 20, WA4PBG 20, W4SHJ 16, W4ZYT 13, WA3IYS/4 10, WA4WQG 10, WB4LQV 7, W4KX 6, K4TSJ 6, W4UJ 5, W4MK 5, W4GEQ 4, K4BRQ 3, W4IA i. (June) W4NLC 92, W4UQ 63, K4CG 62, W4YZC 17.

WEST VIRGINIA—SCM, Donald B. Morris, W8JM—SEC: W8EV. RMs: K8TPF, K8MYU. PAMs: K8-CHW, W8IYD. Net Mgrs.: C.W.—WB8BBG; phone—WB8AQE. New Novices: WN8ELO, Elkins; WN8EDU, Mill Creek; WN8EDV, Harman; WN8CBJ, Charlton Hgts. WA8ZZI is a new ORS. WA8PFB has a new top-loaded 160-meter vertical, operating on 1830. The



**SELF-CONTAINED UNIT
For
MOBILE OR BASE STATION
BATTERY OPERATED**

**NEW!
TBL1
FREQUENCY
MARKER**

The TBL1 will replace the 100 KHz calibrator built into most receivers. Using your 100 KHz XTAL this unit will provide sharp accurate markers with readouts at 100, 50, 25, 10, & 5 KHz. Keep your receiver calibrated at all times. Locate sub-band MARS frequencies and band edges.

The TBL1 frequency marker is a self-contained unit using integrated circuits, powered with 3 C-type flashlight batteries, and connects to your receiver antenna input. No internal wiring is necessary. A front panel adjustment allows zero beat with WWV.

Special introductory price less
XTAL & batteries

\$29⁹⁵

Add \$1.00 for
postage and
handling
Cont.
US 48

Frequency marker identical to above, less cabinet & switch

- Keep your receiver calibrated ● Locate those sub bands
- Readouts at 5, 10, 25, 50, 100 KHz. ● Useful to 50 MHz.



SPECIFICATIONS: Glass Epoxy Board. Adjustment to zero beat with WWV. Uses 100 KHz crystal (not supplied).

3 to 4 VDC

Compact — 1.75 x 3.75 inches. Install anywhere!

\$16⁵⁰


Complete easy-to-assemble kit
Prices postpaid Cont. US 48, less xtal and batteries

\$19⁹⁵

Wired & Tested
Cont. US 48, less xtal and batteries

**THE RADIO SHOP
LAB 1
48 ELM STREET
NEW CANAAN, CONN. 06840
Tel: 203-966-3553**

NEW 18TH EDITION of the famous E & E RADIO HANDBOOK



BIGGEST SELLING BOOK FOR THE AMATEUR AND ENGINEER

Completely revised and updated by William I. Orr, W6SAL. This is the comprehensive communications manual which is the industry standard for radio amateurs, electronic engineers and technicians. Explains in authoritative detail how to design, build, and operate all types of radio communications equipment.

LATEST HOW-TO-BUILD DATA

The new 18th Edition of the famous Editors & Engineers RADIO HANDBOOK presents complete design data on the latest transmitters, receivers, transceivers, amplifiers, and test equipment. Covers SSB design and equipment, RTTY circuits, and latest semiconductor circuits, as well as IC. Also includes coverage of r-f amplifiers, special circuits, and computers. All equipment described is of modern design, free of TVI problems.

COMPLETELY UPDATED—INVALUABLE

Provides a complete understanding of the theory and construction of all modern circuitry, semiconductors, antennas, power supplies; full data on workshop practice, test equipment, radio math and calculations. Includes aspects of the industrial and military electronics fields of special interest to the engineer and advanced amateur. The 18th Edition of the RADIO HANDBOOK provides the broadest coverage in the field—complete information on building and operating a comprehensive variety of high-performance equipment. All data is clearly indexed. Over 800 pages; 6½ x 9¼"; hardbound.

SAVE! Special Pre-Publication Price!

ORDER NOW FOR SPECIAL SAVINGS

No. 65168, New 18th Ed. RADIO HANDBOOK.

Special price until Dec. 31, 1969, only.....\$11.95

(After Jan. 1, 1970, regular price will be \$13.50)

Order from your electronic parts distributor
or bookstore, or send coupon below:

Howard W. Sams & Co., Inc.

Howard W. Sams & Co., Inc., Dept. QS-10
4300 W. 62nd St., Indianapolis, Ind. 46268

Send me the new 18th Edition RADIO HANDBOOK at the special pre-publication price of \$11.95.
\$..... enclosed. Check Money Order.

Name _____

Address _____

City _____

State _____

Zip _____

Opequon Radio Society, of Martinsburg, received a tape and slide from ZS1AX on South Africa. W8HVB is a new OPS and OO. Weirton ARC reports over 1000 contacts on Field Day. W8WVM, WA8NDY, WA8WCK, WA8YHH, WA8YHJ, WA8YHL and WN8OXF operated W8WVA during the State Convention and will supply a special QSL card. WA8UQX is active on the C and O Nets. Remember: The Roanoke Division Convention at the Hotel Frederick Oct. 11 and 12 sponsored by the Tri State ARC of Huntington, with WA8HSZ and W8DUV as co-chairmen. The QCWA plans a dinner meeting during the convention and will have a booth. The 8RN Net meeting is scheduled for Huntington in late Oct. The Black Diamond ARC held another successful Ham-Picnic in Bluefield. The Tri-State ARC has a repeater working on 2 meters in Huntington. The WVN Phone Net reports 31 sessions, 566 stations, 59 messages. The C.W. Net reports 50 sessions, 254 stations, 84 messages. Traffic: WA8PO 215, W8BBG 84, WA8RQB 34, WA8LFW 32, WA8NDY 31, WA8YHH 21, W8CKX 18, W8JM 17, WA8ZZI 11, WA8WCK 7, W8DUV 6, WA8VIX 6, K8MYU 2, WA8YSB 2, WA8ZNH 2, W8HZA 1, K8IUD 1, W8KNG 1, K8MYV 1, WA8THX 1, W8WEJ 1.

ROCKY MOUNTAIN DIVISION


COLORADO—SCM, Charles M. Cotterell, W0SIN—Asst. SCM: Neal Morris, K0TIV. SEC: WA0HLQ. RM: W0LRN. PAM: W0CXW. V.H.F. PAM, Denver area: WA0LJK. WA0HLQ has renewed the EC appointments of K0WGC of Delta, K0DXF of Poncha Springs and W0FA of Englewood. New OOs are W0FD and W0WY. W0WYX has a new mobile on the 2-meter repeater. K0JSD has been out of town but still racked up a good traffic count. WA0LIK with WA0LVM and many others provided communications for the Burro Race. W0LRW and W4UDS were in the July CD Party. WA0QFY has moved to Craig and several amateurs were on vacations. OO K0HWR sent out 12 cooperative reports for July and W0LRW is getting started with 1. W0MOX is active again as an OVS and is busy on antennas. He reported some tropo on 144 and 432 for stations above 8000 feet. The Central States V.H.F. Society plans to meet in Boulder. We have a total of 324 registered AREC members. Why not you, Mr. ARRL member? The Colorado Code Net is kind of dormant and Columbine and Hi-Noon are down. Columbine reports QNI of 869, QTC of 104. Hi-Noon had a QNI of 839 and a QTC of 165 for 31 sessions. W4UDS has a new Extra Class license. Traffic: K0ZSQ 696, W0TES 652, W0WYX 128, K0JSP 120, K0TIV 27, W0SIN 17, WA0LJK 8, W0LRW 8, WA0PGM 8, WAPKOQ 2, W0LCE 2.

NEW MEXICO—SCM, James R. Prine, W5NUI—At a joint meeting of the three Albuquerque radio clubs on July 7, George Hart, WINJM, presented a program of our League activities. The increasing interest in f.m. repeater operation is very much apparent in the state. Groundwork is being done to establish a multiple link from El Paso, Tex., to Denver, Colo. The Roadrunner Net desires participants from Santa Rosa, Hobbs, Las Vegas, Farmington, Truth or Consequences and Socorro. Check in on 3915 kc. at 1800 Mountain Time and get acquainted. WA5UJY has completed installation for emergency communication capability. Traffic: W5DMG 50, W5NUI 28, WA5UJY 16, W5LQH 13, WA5MIY 10, W5PNY 9, WA5JNC 4, WA5OHI 4.

UTAH—SCM, Thomas H. Miller, W7QWH—The present status of appointments in the Utah section is as follows: SEC—W7WKF. RM—W7OCX. ORSs—W7OCX, K7HLR, W7EM, K7RAJ. OOs—K7ZJS, K9LBQ/7. OVSs—W7RQT, W7AWA, EC—W7GPN. ORS K7HLR made the BPL. This is no easy task for the Utah section, especially during the summer months. The fete was accomplished primarily on the region level net, TWN. The Rocky Mountain Division Convention held in Salt Lake July 4-6 was considered successful. Our Vice-Director, W5HJ, was in the hospital and could not make the trip to Salt Lake. Robert Jay Harmon, ex-W7KSB, is a lifetime ARRL member. OO K7ZJS has been active during the summer. He sent out 61 reports during July alone. Hams should appreciate more the work done by OOs in saving many from getting a "ticket" from the FCC. Traffic: K7HLR 505, W7EM 108, W7OCX 102.

WYOMING—SCM, Wayne M. Moore, W7CQL—SEC: K7NQX. RM: K7KSA. PAMs: W7TZK, K7SLM. OBSs: K7SLM, K7NQX, W7SDA, K7TAQ, W7FHA. Nets: Pony Express, Sun. at 0800 on 3920; YO,

The Keyer that almost speaks...!



Here is a keyer that makes CW relaxing and fun — hour after hour. A newly designed paddle assembly incorporates a linear magnetic return for positive position feel. Yet it has fluid-touch action so necessary for clean, crisp CW. All in one handsome instrument.

Model KR 20

- Features:
- Built-in AC power supply
- Speed adjustable from 6-60 wpm
- Tension adjustable from the front panel
- Adjustable weighting
- Reed relay keyed output
- TTL integrated circuit logic
- Monitor will drive headphones or speaker
- Monitor frequency and volume adjustable from the rear panel
- Magnetic tension paddle assembly
- Instant character start
- Size: 2½" high, 4¾" wide, 6" deep
- Net weight: 2½ pounds
- Finish: baked enamel, molded side panels and nylon paddles \$59.95

In addition to the KR 20, there are two paddle assemblies. The KR 1 is a dual paddle with linear magnetic return for conventional or squeeze keying.

\$18.95

The KR 2 is a single paddle for conventional keyers.

\$12.95

MAIL TO:



TEN-TEC

INCORPORATED

SEVIERVILLE, TENNESSEE 37862

Please send literature and prices on Ten-Tec radio products to:

NAME _____

ADDRESS _____

CITY _____ STATE _____ ZIP _____

"CHOICE OF THE DX KINGS"



2 ELEMENT—3 BAND KIT SPECIAL

- CONTENTS ONLY
- 8 Fiberglass Arms—skyblue color
 - 2 End Spiders (1 pc. castings)
 - 1 Boom/Mast Coupler—h.d. aluminum
 - 16 Wraplock Spreader Arm Clamps Add \$5.50 for PPD
 - 1 CUBEX QUAD Instruction Manual Frt. Cont. U.S.

\$69.95

2-3-4 or more element Quads available
Write for FREE BROCHURE and Price List


CUBEX COMPANY

P.O. Box 732, Altadena, California 91001
Phone: (213) 798-8106

YOU CAN'T SAY "QUAD" BETTER THAN "CUBEX"

NEED CRYSTALS?

48 Hr.



DELIVERY
We can supply crystals from 2KHz to 80MHz in many types of holders.

SPECIALS

Color TV crystal (3578, 545KHz) wire leads	\$1.60
100KHz freq. std. crystal (HC13/U)	4 for \$5.00
1000 KHz freq. std. crystal (HC6/U)	3.50
Any CB crystal TR. or REC.	2.25
Any amateur band crystal (except 80 meters)	1.50
Any marine frequency (HC6/U)	4 for \$5.00
80 meter—FT243 holders	2.85
	2.50

We have in stock over six million crystals including CR1A/AR, FT243, FT241, MC7, FT249, HC6/U, HC13/U, HC25/U, HC18/U, etc. Send 10¢ for 1970 catalog with oscillator circuits and stock freq. listing. Add 10¢ per crystal to above prices for shipment 1st class, 15¢ each for air mail.



Special Quantity Prices to
Jobbers and Dealers

ORDER DIRECT
with check or
money order to

2400 Crystal Drive
Fort Myers, Florida 33901

daily at 0130 GMT on 3610; Jackalope, Mon. through Sat. at 1215 on 7260; Wx Net. Mon. through Sat. at 0630 on 3920; PO Net, 1900 Mon. through Fri. on 3950. New appointment: WA7EGK as EC for Laramie. Another newlywed—K7STN was married the first part of Aug. W7YWW is out of the hospital and back on the air again. K7TAL is in the service in Germany. We got an ex-Wyomingite hark—W6-DJR, ex-W7LZM, is now in Casper. The Wyoming Mobile Club held its first picnic near Cheyenne Aug. 2 with contests, eats, etc. There are plans in the making to have the Wyoming Hamfest every year on the third week end in July at a place to be chosen each year. Drop me a line with your comments. Traffic: W7SDA 61, W7TZK 52, K7VWA 28, W7AEC 10, K7AHO 8, WA7GYQ 5.


SOUTHEASTERN DIVISION

ALABAMA—SCM, Donald W. Bonner, W4WLG—SEC: K4KJD, RM: W4HFU, PAM: WA4FEC. The Alabama 6M Early Bird Net is operating now on 50.11 at 1100Z Tue. and Thurs. You can contact any five hams in Shelby County (Memphis) and get their Sesquicentennial certificate. WA4WNE is in Germany and wants some phone patches into Huntsville. Contact the SCM for details. K4UMD now has mobile and emergency power capabilities. Good to have K4-WHW back after a long vacation. WA4TMY has his Extra Class ticket. K4KJD is back on the air after over 20 days in the hospital and some surgery. We had a real sick boy there at times but it's good to have you back, Billy. WA4JSM has a new TR-3, 70-ft. tower and TH-6. Traffic: W4HFU 130, K4-BSK 92, WB4EKJ 90, K4AOZ 88, W4FVY 75, WB4JMH 60, WA4MIN 37, K4WOP 34, WB4LAL 21, WA4GGD 18, W4WLG 18, WB4LAL 17, WN4KSL 15, WN4NJG 15, WB4ADT 12, K4UMD 12, WB4KSM 8, W4DGH 5, K4VHW 3, K4KJD 1, WA4TMY 1.

CANAL ZONE—SCM, Russell E. Oberholtzer, KZ-50R—A recent visitor to KZ5-Land was W4NMK. Dan is well known for his tour of duty on the *Cutlass* a few years back. While in the Zone he operated as KZ5DR. KZ5IK is off stateside on a vacation—hamming, too. The CARC held a farewell dinner for KZ5WR and his XYL, who are now in Alaska. KZ5LM now is pres. of the CARC with KZ5BR as vice-pres. KZ5SS and KZ5SN are happy with their son and his XYL visiting from the states.

EASTERN FLORIDA—Acting SCM, Ronald J. Locke, W4YPX—SEC: W4IYT, Asst. SEC: W4SMK. RMs: K4EHY, c.w.; W4RWM, RTTY, W4OGX, PAM 75; W4SDR, PAM 40; WA4BMG, PAM V.H.F. Official Bulletin reports were received from WA4EYU, K4LPS and K4DAX. Good news from Indian River County RACES, W4LEP, ex-W20BU and ex-Hudson Division Director, now is back in action as Radio Officer for that county. Notice how the real workers don't fade away—they find new fields to help. K4-EHY, RM for c.w. now at the U. of S. Fla., has rented a house especially for ham activities between classes, according to his Pop, W4DVO. Multi-appointed WA4LE exults at the fact that XYL Angie is now General, WB4JFH, PAST Net mgr.; WA4NBE, announces new NCSs are WB4HVE and K4SCL. Vero Beach ARC and Jacksonville's NOFARS both announce new Novice classes starting after school begins. Jacksonville's 2-meter repeater, W4I7, hopefully is on the air by this time, in on 146.34, out on 146.76. WB4EPD is trying to figure out all those cables in his new 2-meter 1.m. rig. The massive power outage from Ft. Lauderdale to Miami early in Aug. gave an opportunity for vital emergency practice for the Florida Side-Banders Emergency Net on 3940. Mobiles and generator-powered base stations in the affected area gave Net Mgr. W4OVE reason to be proud of the highly organized disaster control set-up sponsored by the Florida Side-Banders Assn. Ex-Atlanta OOT, W4FQX, now is Jacksonville-based with a new call, K4LQ, WA4BMG, the star of the John and Barbara Show several years ago, now is communicating with beautiful XYL Nancy, in Orlando, from the Navy complex in Brunswick, Ga., with a new Swan. John provided the SCM with mobile-installation blisters. Traffic: (July) WA4SCK 599, WB4IYW 427, K4EHY 270, WB4HJW 218, WB4-GHD 126, WA4FGH 117, WA4IJJ 115, K4DAX 114, W4FHW 92, W4SDR 85, WA4NBE 82, W4YPX 77, WB4PLW 73, WA4HED 67, W4ILE 60, W4ZAK 53, W8BZY/4 53, W4SMK 51, W4OGX 48, K4IFX 44, WN4IIV 40, WA4CIQ 38, W4NGR 37, W4TJM 37, K4LEC 35, WB4EPD 32, WA4HDD 30, W4DVO 29, WB4TER 28, K4IJS 26, WB4ADL 23, WB4HNL 20, W4IYT 20, WB4JDA 19, W4BNE 11, W4LK 11, K4-

**HENRY RADIO
PRESENTS
THE DELUXE**



Cygnet 270

A "go-any place ... do everything"
transceiver by **SWAN**

**A 5 BAND 260 WATT SSB
TRANSCEIVER WITH BUILT-IN
AC AND DC SUPPLY, AND
LOUDSPEAKER, IN ONE
PORTABLE PACKAGE.**

Just hook up an antenna and microphone, connect the '270' to a power source, and you're on the air. And don't let its small size fool you. The Cygnet 270 is loaded with features that make its price tag even more attractive. Besides being a great one piece home station, it is a wonderful unit for use on business trips and vacations. The '270' will operate from auto, boat, motel room or mountain cabin...anyplace that a power source is available. The price...only \$525.00 at all Henry Radio stores.

Come on in for all of the specifications and a demonstration. If you can't come in... call or write. We'll send you the specs and, of course, we ship almost anyplace in the world.

Henry Radio has a great antenna package program . . . big savings. Write for literature.

EASY FINANCING • 10% DOWN OR TRADE-IN DOWN • NO FINANCE CHARGE IF PAID IN 90 DAYS • GOOD RECONDITIONED APPARATUS • Nearly all makes & models. Our reconditioned equipment carries a 15 day trial, 90 day warranty and may be traded back within 90 days for full credit toward the purchase of NEW equipment. Write for bulletin.

TED HENRY (W6UOU)

BOB HENRY (WØARA)

WALT HENRY (W6ZN)

CALL DIRECT . . . USE AREA CODE

Henry Radio Stores

931 N. Euclid, Anaheim, Calif., 92801

714 772-9200

11240 W. Olympic, Los Angeles, Calif., 90064

213 477-6701

Butler, Missouri, 64730

816 679-3127

"World's Largest Distributor of Amateur Radio Equipment"

EBE 10, WA4EYU 10, WB4IUJ 9, W4LEP 8, K4SJJH 8, WB4LEQ 7, WB4IAG 3. (June) WN4IIV 60, W4SOM 6.

GEORGIA—SCM, Howard L. Schonher, W4RZL—SEC: WA4WQU, RM: W4FDN, PAMs: K4HQI, W4YDN. The Atlanta Area Emergency Net held a most successful drill Aug. 3 on 3975 kc. Participating and reporting were WA4VWV (EC), WB4GQX (mobile), WA4LLE, K4AHO, W4GKR, WA4CWU (mobile), WB4NQA, WN4JRL, W4YDN, WB4HYX, WB4CMZ, WB4HXE, WB4HLX, W4UVP, WB4DTY, W4HZ2, Augusta area AREC members as reported by W4DDY, EC for Richmond County. The Georgia Single Sideband Assn. held a quarterly meeting in Eastman. Amateur of the Year was selected and a plaque will be awarded in Oct. Members attending were WB4HLX, WB4HXE, WB4HXF, K4PIK, WA4LHE, WB4QU, WB4DCY, WA4GHD, W4GKR, WA4WU, WB4QMO, K4TXK, W4YDN, W4ROL, W4JCA, WB4NQA, WB4FCE, WA4WKP and WA4VWV. W4GKR demonstrated his frequency counter and K4TXK a solid state VOM. W4YDN passed the commercial FAA flight test and will be flying to Nebraska. WB4DTZ is operating from Camp Dixie. A nice letter was received from HL9VR—details in the section bulletin. I have realized a life time ambition—tied K4BAI for traffic! (GSSN reports 267 QNT, 155 QTC; GSSN reports 840 QNT, 165 QTC; the Atlanta Area Emergency Net reports QTC 120, W4BGK has a TR-6 and a 6-meter s.s.b. rig. WA4FNY is on 2. W4MVD is on with a 753. WA4ARS has a new Swan 250. New officers of the Ga. Southern ARC are WB4FTZ, pres., W4WRY, treas.; W4DQD, secy. Traffic: (July) W4TYE 132, WB4NQA 128, WA4RAV 65, W4FDN 58, W4NSO 54, W4AGXZ 33, WB4HYX 33, K4TXK 32, W4YDN 31, WB4DMO 26, W4PIM 26, WA4WQU 24, W4DDY 21, W4IUP 21, W4YDN 20, WB4BOJ 9, WB4HLX 9, WA4IQU 7, K4PIK 3, K4BAI 1, W4RZL 1. (June) K4TXK 48.

WESTERN FLORIDA—SCM, Frank M. Butler, Jr., W4RKH—SEC: W4IKB, PAM: W4MQQ, RM: K4UBR, RM-RTTY: W4WEB. Nets:

Net	Freq.	Time	Days	Sess.	QNT	QTC
WFPN	3957 kc.	2200Z	Daily	30	413	60
QFN	3651 kc.	2230/0200Z	"	62	—	—

New area hams are WN4NNC and WN4NVV in Pensacola, WN4NMP in Ft. Walton, WB4NHH in Destin and WN4NEQ in Panama City. NEH is a former SCM, ex-W6CMN. Pensacola: WB4DEL used his vacation to get the repeater back on the air! The *FLA24 Newsletter* was a big 11 pages this month. Milton: K4HOX renewed his EC appointment. Ft. Walton: K5UUN is back in the area, working for Keltec, K4QHR moved to a new QTH, WB4EER sends greetings from Thailand. Bonitav: WA4GTA has settled on a 900-acre farm north of here; he is active on 80- and 20-meter s.s.b. and hopes to be on RTTY soon. Chipley: W4IKB, XYL WA4ZFK and family made a trip to Los Angeles. Apalachicola: EC K4BDY is working with c.d. officials to set up a county emergency station. He also is putting up two seven-element beams for 2 meters. Cross City: W7NQY4 has been transferred to Viet Nam. Tallahassee: The TARC was reorganized, with W4MQQ as pres.; WB4AWU as vice-pres.; and WB4GTJ as secy. WB4LOQ did a fine job of digging out QTHs of all local hams, and running off the list on a computer! Traffic: (July) K4VFY 245, W8RIY/W4 106, K4LAN 102, WB4EQU 27, W4IKB 16, W4RKH 14, K4BDY 6. (June) W8RIY/W4 72.

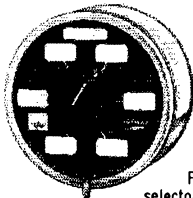
SOUTHWESTERN DIVISION

ARIZONA—SCM, Gary M. Hamman, W7CAF—SEC: K7GPZ, RM: K7NHL, PAM: W7UXZ. The Ft. Tut-till Hamfest, sponsored by the Amateur Radio Council of Arizona, showed 98 calls registered. On the program was an Open Forum conducted by Southwestern Division Vice-Director W6UEI. WA7LPR explained the operation of the repeater of the Arizona Repeater Assn., the Apollo 9 film was shown and K7AAB led the group in a sing-along. A swap table was run by K7REA as usual and K7YAE and K7YAG handled registrations. WB6LHE is now WA7-NAR in Oatman, WA7IIF is attending college in Oregon, W7SRZ has mobile equipment operating on h.f., now and K7HIS recently put his homebrew linear in operation. W7DLE now has the Heath line, SB-200, SB-301, SB-401, W7EBJ and K7NHR visited Hawaii, while WA7EDI, WA7EHD, K7JKG and K7WUG made trips to the Midwest the latter part of the summer. K7CEE and WA7DGY vacationed in the Pacific Northwest. The humorous of K7BDD is now operating as WN7NDA. W7UXZ has added

a Tektronix 453 oscilloscope to his test equipment. Make plans now to attend the Convention in San Diego Oct. 17-19. Contact your SCM for more information. The K7UGA operators ran 3413 overseas phone patches in July. The Copperstate Net handled 285 QTCs. Traffic: (July) W7GEP 296, K7NHL 186, W7LLO 50, W7CAF 39, WA7IF 38, W7AMM 30, W7UXZ 28, W7GAE 23, W7DLE 20, W7SBZ 20, WA7IS 13, W7JMQ 12, K7RDH 12, K7UOY 4. (June) WA7IF 24, WA7IS 21.

LOS ANGELES—SCM, Harvey D. J. Hetland, WA6KZI—Asst. SCM: Don Etheredge, K6UMV, RM: W6MN, PAM: W6MLZ. As the end of July ECs included WA6LLI, WA6JXG, W6TXJ and W6MLZ. More ECs are needed. Individuals interested in the AREC are urged to contact their nearest EC or WA6KZI. The IACARO now meets monthly on the last Tue. at 7 p.m. at Lemon Grove Park near Hollywood Fwy and Melrose. The East San Gabriel Valley AREC Net meets Wed. at 7 p.m. on 146.32-Mc. f.m. The So. Cal. Slow Net, SCSN, meets nightly at 8:30 p.m. on 3600 kc. WN6FWU is building a 15-meter quad and 40-meter QRP rig. W6HUJ sports a newly-painted shack, W6ERC has a new quad, W6DQX is moving to West Covina, K6QPH may soon move to W. Fla., perhaps in time for the SS. W6EO has an 80-meter antenna up. WA6WKP reports good 50-Mc. skip during June and July. W6HCD advises good activity at JPL's ARC. WA6TIIY was elected corr. secy. for the YLRC of L.A. W6JPH says the new tower and beam works great. WN6ABP has 25 states toward WAS. K6ASK is slowly getting back on the air. K6BPC is handling phone patches with the USS *Sanctuary* each week end with members of the So. Calif. V.H.F. Club at the controls. W6AM reports good progress toward 5BDXCC. WB6OLD has a new kever. K6QPH received his Advanced Class license. WB6UHF is looking forward to the contest season. WB6WDS enjoyed his first try at the voice part of the CD Party. K6UMV is busy with activities at W6IN. WB6OBO vacationed in VK-Land. The LERC ARC 4th Annual Prizefest is scheduled for Dec. 4. Contact W6LS for information. The San Gabriel Valley RC auction is scheduled for Oct. 7 and the Crescenta Valley auction Oct. 9. Groups with coming activities of general interest are invited to advise the SCM so they may be noted. In many parts of the section AREC nets are needed. Clubs looking for a worthwhile activity might give serious consideration to the possibility of a club net which could also double as an AREC net. Such a net could be used to generate a stronger bond between the club membership, to generate membership interest in the coming meeting's program, to attract new members to the club, etc. Interested individuals or clubs are asked to contact WA6KZI or K6UMV regarding such a possibility. Many section amateurs active in voice nets are eligible for appointment as Official Phone Station (OPS). As an OPS you are asked to provide your SCM with monthly traffic totals, and you will receive quarterly publications of the League's CD Bulletin. Information and applications for OPS are available from your SCM. WA6KZI Traffic: (July) WA6LWE 626, WB6-BBO 240, W6QAE 135, WB6ZVC 69, WB6UHF 65, K6CDW 62, W6EJT 43, W6RBG 39, W6INH 38, WA6TWS 36, W6HJ 32, W6WDS 25, W6DQX 24, W6EO 22, K6CL 14, WB6UD 14, WB6KKG 10, W6USY 6, W6TN 4, WA6KZI 3, W6AM 2, WB6GGL 1. (June) W6MLF 397, WB6HTY 64, W6FJT 56, W6-USY 17, W6JPH 16, WN6ABP 7, W6RO 2, WB6OLD 1, W6TXJ 1. (May) WA6AWL 10, W6USY 10, W6TN 4. (Apr.) WB6OLD 27.

ORANGE—SCM, Roy R. Maxson, W6DEY—The Barstow ARC operated FD at Owl Canyon using the call of W6DSL, antenna by W6ZGC with generator and information supplied by W6CMZ. The Barstow Club meets the 3rd Thurs. of each month at the Police Facility. OPS W6BUK, Hemet, is active on MTN and spent most of July, mobile and portable in Northern Arizona. Thanks to ORS WA6ROF and others who took the time to write our California Legislators re the proposed excessive charges for ham call plates, with the result we were taken off the hook. EC K6CID Riverside Area, advises that WB6-OHH and K6BID are now Silent Keys and will be missed in that area. ORS WB6ZEC and WA6BLA are starting a net on 7150 at 0100 GMT. Give them a hand. ORS W8ELW/6 passed the Extra Class exam and hopes to get a good c.w. call for W6-Land. RM W6RNX is now PAN Mgr. Welcome to WN6-ZOK in AREC and soon in NTS. OO WA6JZZ passed the Advanced Class exam 7/8/69. ORS K6OT put in four hours in the CD Party. Visitors cut his time down. OPS W6BG advises he was not too active in July. Traffic: WA6ROF 258, W6WRJ 88, W6BNX 80, W8ELW/6 80, WB6ZEC 23, K6OT 18.



Waters
Mod. 375
PROTAX
ANTENNA
SWITCH

Functions as a regular selector switch with 6 rear mounted (axial) connectors. Has the additional feature of automatically grounding the entire antenna system when the rig is not in use. Complete with knob, mounting hardware and escutcheon plate. Power handling 1000 w. VSWR less than 1.2:1 up to 150 MHz.

Net \$13.95



WATERS UNIVERSAL COUPLER

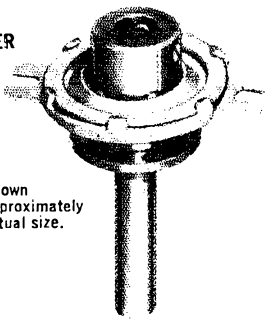
An excellent phone patch that connects receiver and transmitter to phone line for remote voice operation. Provides for connecting a tape recorder for both recording and play back of station QSO's and telephone line. Hybrid circuit provides VOX operation of phone patch. Built-in "Compreamp" speech preamp/limiter increases level of weak phone signals. Model 3002

\$75.95

Model 3001, identical to 3002, but without "Compreamp".

\$54.95

PRECISION
PLANETARY-VERNIER
for exceptionally
fine tuning



Shown approximately actual size.

Superb craftsmanship by Jackson Bros. of England. Ball bearing drive. 1/4" dia. Shaft 1 1/8" long; 6:1 ratio. Vy FB for fine tuning. Easily adaptable to any shaft. Comparable value \$5.95 Model 4511 DAF.

\$1.50 ea. 10 for \$13.50

Pass New FCC Exams Easily With
NEW AMECO ADVANCED AND
EXTRA CLASS LICENSE GUIDES

New Ameco License Guides contain simple, detailed, easy-to-understand answers for FCC study questions, plus a sample FCC-type exam, using multiple-choice questions.
Advanced Class Guide No. 16-01 50¢
Extra Class Guide No. 17-01 75¢
Brush up on your theory with the famous Ameco Radio Amateur Theory Course described below.

LEARN CODE & THEORY FAST

No. 1—Junior Code Course. Consists of 10 recordings (alphabet through 7 1/2 WPM). Includes typical FCC type code exams. Free instruction book on learning how to send and receive code the simplest, fastest way; plus charts to check your receiving accuracy.

No. 100-01 Junior Code Course—78 rpm. Net Each \$5.95

No. 100-45 Junior Code Course—45 rpm. Net Each ... 4.95

No. 100-33 Junior Code Course—33 1/3 rpm. Net Each 3.95

No. 2—Senior Code Course. Includes everything in No. 1 course plus 12 more recordings (alphabet through 18 WPM), plus typical FCC type code exams for General and 2nd Class Commercial telegraph licenses.

No. 101-45 Senior Code Course—45 rpm. Net Each \$9.50

No. 101-33 Senior Code Course—33 1/3 rpm. Net Each 7.50

No. 3—Complete Radio Theory Course. A complete, simplified home study theory course in radio covering the novice, technician, conditional and general classes—all under one cover—with over 400 typical FCC type questions to prepare for license examination. No technical background required.

No. 102-01 Radio Amateur Theory Course—Net Each \$3.95

No. 4—Advanced Code Course. Prepares novice operators for the amateur general class and second class commercial license tests. Contains 12 recordings (8 through 18 WPM) plus a complete code book; plus typical FCC code examinations for general and commercial tests.

No. 103-45 Advanced Code Course—45 rpm. Net Each \$3.95

No. 103-33 Advanced Code Course—33 1/3 rpm. Net Each \$3.95

No. 104-33 Extra Class Code Course. Increases code speed from 13 to 22 WPM in ten lessons. Prepares for Extra Class code examination. Sample FCC-type examinations given. (33 RPM, 1 LP) \$3.95

No. 105-33 General Class Supplementary Code Course. Gives concentrated code practice between 12 and 15 WPM. This serves as additional code practice for the General Class code examination (33 RPM, 1 LP) \$3.95

No. 106-33 Extra Class Supplementary Code Course. Gives concentrated code practice between 19 and 24 WPM. This serves as additional code practice for the Extra Class code examination. (33 RPM, 1 LP) ... \$3.95



JOHNSON VIKING PHONE PATCH

Rugged, compact, completely automatic HYBRID-transformer type unit provides push-to-talk or manual operation. VOX operation for SSB, DSB or AM. Adjustable "line null" control gives excellent null on all telephone circuits. Separate gain controls for transmitter and receiver inputs. In "patch" position receiver speaker is de-energized and audio is switched to telephone handset. RF filtering and bypassing prevents RF feedback from telephone line. Easy to install and operate, wired and tested.

\$25.00

Include \$.75 with order for shipping and handling

ARROW

ELECTRONICS INC.

• 900 Rte. 110, Farmingdale, N. Y. 11735 516-694-6822

• 97 Chambers St., N. Y., N. Y. 10007 212-349-4411

• 525 Jericho Tpke., Mineola, N. Y. 11501 516-742-2290

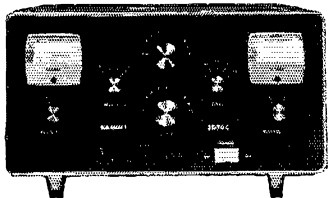
• 18 Isaac St., Norwalk, Conn. 06850 203-838-4877

• 225 Rte. 46, Totowa, N. J. 07012 201-256-8555



HUNTER BANDIT 200C

LINEAR AMPLIFIER



2000 WATTS P.E.P.


- DIRECT-READING WATT METER
- SELF-CONTAINED POWER SUPPLY
- CW/AM/RTTY/SSB
- ALL BANDS—80-40-20-15-10
- GRAY OR BLACK CABINETS

KIT FORM\$329.00
 (Tubes (8163s)\$60.00 pair
 WIRED AND TESTED \$535.00 Complete

Write For Details

Hunter Sales, Inc.

Box 1128E University Station
 Des Moines, Iowa 50311



Faster CW-

BETTER READABILITY

AUTRONIC 19.95 AUTRONIC 79.50
 KEYS KEYS

Preferred by better operators

ELECTROPHYSICS CORP.

898 W. 18th St., Costa Mesa, Calif.

Send for brochure

We probably have the best inventory of good lab test equipment in the country, and an ext. assortment of commun. eqpt., and line-power regulation & freq.-changing eqpt., but please do not ask for catalog! Ask for specific items or kinds of items you need! We also buy! What do you have?

WANTED: GOOD LAB TEST EQUIP & MIL COMMUNIC.

R. E. GOODHEART CO. INC.

Box 1220-QST, Beverly Hills, Calif. 90213
 Phones: Area 213, office 272-5707, messages 275-5432

EASY TO LEARN CODE

It is easy and pleasant to learn or increase speed the modern way — with an Instructograph Code Teacher. Excellent for the beginner or advanced student. A quick, practical and dependable method. Available tapes from beginner's alphabet to typical messages on all subjects. Speed range 5 to 40 WPM. Always ready. No QRM. Beats having someone send to you.

ENDORSED BY THOUSANDS!

The Instructograph Code Teacher literally takes the place of an operator-instructor and enables anyone to learn and master code without further assistance. Thousands of successful operators have "acquired the code" with the Instructograph System. Write today for full particulars and convenient rental plans



INSTRUCTOGRAPH COMPANY

1746-Q WEST BALMORAL, CHICAGO, ILL. 60640
 4700-Q Crenshaw Blvd., Los Angeles, Calif. 90043


SAN DIEGO—SCM. Richard E. Luffler, WA6COE —SEC: WA6KHN. RMs: W6EOT, W6VNO, W6BGF. I wish to thank WB6KSA and others for their petition nominating and electing me to the SCM position for the next two years. The biggest event for Oct. is the convention! The main speaker at the Hilton for the 17th-19th get-together is the S.D. 200th Pres, Charles Cordell, W6SAG. Clubs: The El Cajon ARC has rules and logs for your WAMO Award. North Shores has conducted a "Name the Paper" contest. A new specialized group has begun under the sign of SDFMARRA. Chairman for this i.m. group is K4AFS/6. V.H.F. held its 8th anniversary meeting in Aug. Look for S.D. County Amateur Directory sales by the Palomar RC. K6TVI, WN6HAM and WN6-HCQ and all members of the ARC of El Cajon. Section News: We're sorry to note the passing of WA6OYE. Look for satellite information on the Astro Net at 3885. WA6PFP is now chief operator at W6A1B (Pendleton). WA6KHN got his quad up for 20. WAPCY is kept busy visiting clubs for CHP. The new EC for the 2-meter net is WA6TJK. The EC for Imperial County is W6DLN. K6BPI has received a BPL certificate every month for more than 13 years! K6BTO and WB6TFC are OVSs. Would like to have more of you reporting in each month. Ask for Form 1 cards from me. Everyone in this section is invited to contribute station activities reports to me. Listen to S.D. OBSS for the latest convention news. Remember: Oct. 17-19. See you there! Traffic: (July) K6BPI 9881, W6VNO 551, K6-HAV 18, WA6COE 14, K6YRF 2. (June) W6EOT 326.

SANTA BARBARA—SCM. Cecil D. Hinson, WA6-OKN—SEC: K6GV, RM: W6JUU, WB6DPV has received his EE degree and is now working for the Navy at Port Heuneme. WB6BWZ has built the AD-1 a.f.s.k. which was described in a recent QST article. WA6DEI is busy at summer school but not too busy to work on an all-band rhombic antenna. WB6QLY devotes his spare time to civil defense efforts. WB6-WKC is trying for a record with his 1 1/2-watt QRP rig. The Santa Barbara ARC operated 4 transmitters during Field Day covering 80 through 2 meters (excluding 10). The site of activities was Bell Tower Hill and the report indicates it is a great location for all bands, including v.h.f. WB6BWZ (EC for the Santa Maria Valley) has originated a letter to all potential ARPSC members. Those interested in the Santa Maria area should call WB6BWZ at 866-5531. The Mission Trail Net Roundup was held in June at the Santa Maria Inn, reports K6EVQ, who is the newly-elected secretary. The Mission Trail Net meets seven days a week at 1900 local time on 3928 kc. Traffic: WA6DEI 60, WB6DPV 44, W6UU 25, WB6-WKC 1.

WEST GULF DIVISION

NORTHERN TEXAS—SCM. L. E. Harrison, W5-LR—Asst. SCM: Gene Pool, W5NFO. SEC: W5JSM. PAM: W5BOO. PAM (v.h.f.): WA5KHE. RM: W5-QGZ. Asst. SEC: WA5KHE. Field Day messages for extra points continue to come in. The SET is due in Jan. This test covers many facets of club work similar to FD. If you do not understand SET ask W5JSM, he's the man. Our new Asst. SEC East Texas, WA5KHE, is looking for Emergency Coordinators. W5HT is most interested in League affairs. The Garland Amateur Radio Club personnel is developing computer applications for the North Texas membership list. The July issue of CapRock Radio Society carried an editorial entitled, "You owe me your license," that raised many an eyebrow and told it like it was. W5JSM and Division Director W5EYB attended a RACES meeting in Austin Aug. 2. Our SEC says that 125 amateurs are now participating in EC work, including 40 AREC members attending 48 drills. OOs W5GWF, W5QPX, W5MSG, W5PBN, W5KYD and WA5KIV continue their fine reports. We understand the Lake Mervel Hamfest in Panola County had an attendance of about 250. A new OO certificate, Class I and II was issued to W5PBN. The Brownfield Swapfest is set for Sun., Oct. 26. The East Texas Emergency Net reported a total of 51 sessions, 655 check-ins, 280 messages cleared from Sept. '68 to July '69. K5QKM, Athens, Texas is Net Control. The Arlington Christmas Party will be held Dec. 15. The Panhandle Amateur Radio Net, which takes the place of former Panhandle Weather Net, meets on 3940 kc. 6:00 p.m. daily. Net Mgr. is WA5PEO. The Shaw family, K5PCW Bill, W5ARV Will, his XYL (ham) of Arlington are all very happy. W5ARV is back from his Merchant Marine travels. WA5JMK checked


MICRO \$1⁹⁵ AMP METER



BRAND NEW! TEXAS INSTRUMENT



150 WATTS
HIGH FREQUENCY
2N1907



GAIN	Coll Voltage volts	Coll Current	freq
150	100	20 AMP	20 mc.

3⁹⁸

1400-PC. GLASS FIBER OPTIC KIT

It's FUN! It's Educational! It's Gifty!



\$4.88
★ Make light "pipes"
★ Dazzling displays
★ Triggers photo & infra-red cells

OPTICAL SCIENTIFIC BREAKTHRU!
Allows "hair thin" glass fibers (2-ft. long) to transmit & receive cold light energy of any color, by internal reflection. Bundled, jacketed, it guides, snoots, pipes light around corners, walls, even in circles, triggering such devices as light sensitive transistors, diodes, acra. It CUTS, BENDS, ACTS like wire. Only one's imagination controls its 1000's of uses. FREE: 12-pc. accessory kit, with "how-to-do booklet".

LIGHT GUIDE


FAIRCHILD "FLAT PAK" INTEGRATED CIRCUITS

BRAND NEW! RTL

<input type="checkbox"/> 900	Buffer\$1.49
<input type="checkbox"/> 903-903*	3 Input Gate\$1.69
<input type="checkbox"/> 904-904*	Half Adder\$1.69
<input type="checkbox"/> 923	JK Flip Flop\$1.69
<input type="checkbox"/> 923-923*	JK Flip Flop\$1.98
<input type="checkbox"/> 927	Quad Inverter\$1.69

*First time anywhere two identical IC's in one package, example 923-923 contains two separate JK flip-flops in one package.

<input type="checkbox"/> 5	1 AMP 1000 PIV RECTIFIERS	5 for \$1
<input type="checkbox"/> 6	1 AMP 800 PIV RECTIFIERS	6 for \$1
<input type="checkbox"/> 4	2 AMP 1000 PIV RECTIFIERS	4 for \$1



LOWEST PRICES ON LINEAR AMPLIFIERS

Guaranteed! With Spec. Sheets!

"BLISTER" PACKED
Type Use
 702 D.C. Amplifier
 709 Operational Amp
 710 Differential Comparator
 711 Sense Amplifier

\$2.22 3 for \$6

EPOXY & METAL CASED RECTIFIERS

PIV	1.5 AMP	2A*	3 AMP
50	<input type="checkbox"/> .06	<input type="checkbox"/> .06	<input type="checkbox"/> .15
100	<input type="checkbox"/> .07	<input type="checkbox"/> .07	<input type="checkbox"/> .19
200	<input type="checkbox"/> .09	<input type="checkbox"/> .09	<input type="checkbox"/> .22
400	<input type="checkbox"/> .12	<input type="checkbox"/> .12	<input type="checkbox"/> .31
600	<input type="checkbox"/> .16	<input type="checkbox"/> .16	<input type="checkbox"/> .43
800	<input type="checkbox"/> .21	<input type="checkbox"/> .21	<input type="checkbox"/> .49
1000	<input type="checkbox"/> .32	<input type="checkbox"/> .32	<input type="checkbox"/> .79

EPOXY SILICON TRANSISTORS

5 for \$1

Type	Sale
<input type="checkbox"/> 2N2222	5 for \$1
<input type="checkbox"/> 2N2368	5 for \$1
<input type="checkbox"/> 2N2711	5 for \$1
<input type="checkbox"/> 2N2368	5 for \$1
<input type="checkbox"/> 2N3396	5 for \$1
<input type="checkbox"/> 2N3565	5 for \$1
<input type="checkbox"/> 2N3568	5 for \$1
<input type="checkbox"/> 2N3638	5 for \$1
<input type="checkbox"/> 2N3641-3	5 for \$1
<input type="checkbox"/> 2N3645	5 for \$1
<input type="checkbox"/> 2N3662	5 for \$1
<input type="checkbox"/> 2N3683	5 for \$1
<input type="checkbox"/> 2N3793	5 for \$1
<input type="checkbox"/> 2N4248	5 for \$1
<input type="checkbox"/> 2N4284-5	5 for \$1
<input type="checkbox"/> 2N4288-9	5 for \$1
<input type="checkbox"/> 2N4290	5 for \$1

HIGH VOLT 1 AMP EPOXY

SALE


PIV	SALE
<input type="checkbox"/> 2000*	1.00
<input type="checkbox"/> 3000	1.35
<input type="checkbox"/> 4000	1.65
<input type="checkbox"/> 5000	2.25
<input type="checkbox"/> 6000	2.96
<input type="checkbox"/> 8000	3.50
<input type="checkbox"/> 10000	3.95

1 AMP EPOXY

PIV	SALE
<input type="checkbox"/> 50	<input type="checkbox"/> .06
<input type="checkbox"/> 100	<input type="checkbox"/> .07
<input type="checkbox"/> 200	<input type="checkbox"/> .09
<input type="checkbox"/> 400	<input type="checkbox"/> .12
<input type="checkbox"/> 600	<input type="checkbox"/> .16
<input type="checkbox"/> 800	<input type="checkbox"/> .21
<input type="checkbox"/> 1000	<input type="checkbox"/> .32

MICRO MINI "PORCELAIN" 1 AMP

PIV	SALE
<input type="checkbox"/> 50	<input type="checkbox"/> .05
<input type="checkbox"/> 100	<input type="checkbox"/> .07
<input type="checkbox"/> 200	<input type="checkbox"/> .09
<input type="checkbox"/> 400	<input type="checkbox"/> .12
<input type="checkbox"/> 600	<input type="checkbox"/> .19
<input type="checkbox"/> 800	<input type="checkbox"/> .24
<input type="checkbox"/> 1000	<input type="checkbox"/> .29



HAM SILICON TUBE SPECIALS

Type	(Replaces)	Sale
<input type="checkbox"/> 1N1238	5U4GB2.39
<input type="checkbox"/> 1N1239	5R44.39
<input type="checkbox"/> 1N2637	866A9.99

Terms: add postage. Rated: net 30, cod's 25%
Phone Orders: Wakefield, Mass. (617) 245-3829
Retail: 211 Albion, St., Wakefield, Mass.

GIANT 'XMAS' CATALOG ON: Parts, Rectifiers, Transistors, SCRs, I.C.'s, Equipment. 10¢

POLY PAKS

P.O. BOX 942 M
Lynnfield, Mass.
01940

400 mc 2⁹⁹ ea

NPN HIGH POWER UHF TRANSISTORS

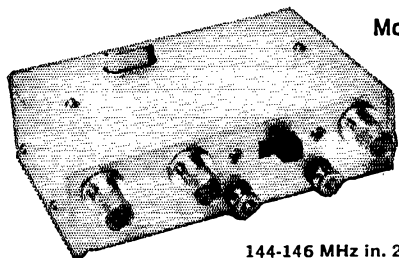
2N3632 23W, 3A.



7 AMP TRIACS

PRV	SALE
<input type="checkbox"/> 50	<input type="checkbox"/> .75
<input type="checkbox"/> 100	<input type="checkbox"/> .85
<input type="checkbox"/> 200	<input type="checkbox"/> 1.35
<input type="checkbox"/> 400	<input type="checkbox"/> 1.95

... "THE BEST"
**2 METER
 CONVERTER**



Model 407
\$34.95
 ppd.


144-146 MHz in, 28-30 MHz
 out or 146-148 MHz with a
 second xtal available for \$3.95 extra

A full description of this fantastic converter would fill this page, but you can take our word for it (or those of hundreds of satisfied users) that it's the best. The reason is simple - we use three RCA dual gate MOSFETs, one bipolar, and 3 diodes in the best circuit ever. Still not convinced? Then send for our free catalog and get the full description, plus photos and even the schematic.

Can't wait? Then send us a postal money order for \$34.95 and we'll rush the 407 out to you. NOTE: The Model 407 is also available in any frequency combination up to 450 MHz (some at higher prices) as listed in our catalog. New York City and State residents add local sales tax.

VANGUARD LABS

Dept. S-10, 196-23 Jamaica Ave., Hollis, N.Y. 11423



**M & M's Electronic Keyer
 the "DAH-DITTER®"
 MODEL EK-1A**

ONLY **\$34.95** Assembled
 and Tested

All solid state with space age Integrated circuits ● Fully self-completing on both Dah and Dit ● Fixed 3/1 Dah/Dit ratio for perfect code ● Built-in AC power supply ● Fully isolated reed relay output ● Built-in side tone oscillator and speaker ● Speed range 5 to 40 WPM.

Send your order direct to:

M & M ELECTRONICS


6835 Sunnybrook, N.E., Atlanta, Georgia 30328

KW BALUN KIT STILL ONLY \$5!


SEND FOR
 FREE FLYER!

AMIDON
Associates

12033 OTSEGO STREET
 NORTH HOLLYWOOD, CALIF. 91607



I can give you personal service on helping you select better gear per dollar for your operating pleasure. Over 30 years experience. Big trades, easy terms. Used bargains.
VAN SICKLE RADIO SUPPLY CO.
 Gene Van Sickle, W9KJF Owner
 4131 N. Keystone Ave.
 On the northeast side of
 Indianapolis, Indiana 46205



\$2.50 Postpaid

U. S. A. • \$3.00 Elsewhere

*S*electd subjects which establish the groundwork for all phases of amateur radio. Down-to-earth information on circuit design, construction, testing and adjustment. Material has been drawn from the QST series for beginners and Novices, but you will find articles written specifically for this book.

If you are just starting out in amateur radio, this is a **MUST** book for you.

THE AMERICAN RADIO RELAY LEAGUE, INC.

NEWINGTON, CONNECTICUT 06111

BARRY ELECTRONICS

SWAN MODEL 350 SSB/CW Transceiver., 10, 15, 20, 40, 80, 400 Watts SSB. 320 W. CW. 125 Watts AM. With Swan Model 14-C 12 VDC Power Supply and Model 117-X AC P.S. Mint cond. **\$375.00** for all.

DRAKE MODEL SW-4A Internat'l Short-wave Receiver. (Direct Frequency Dialing). General coverage from 150 KHz thru 1500 KHz and from 6.0 MHz thru most of European LF, American MF, and Internat'l SW Broadcast Bands. (Brochure available). **\$299.00.**

GONSET G-50-6 Meter Transceiver. Complete built-in VFO and 117 VAC P.S. Mint cond. **\$175.00.**

LAFAYETTE Model HA-460. 20 Watt 6 Meter Transceiver with built-in VFO and built-in 117 VAC and 12 VDC power supplies. **\$119.00.**

ATR INVERTER. Input: 110 VDC. Output: 110 VAC. 600 Watt Int. or 400 W. continuous. (Orig. net \$103.50). Sale, Only **\$65.00.**

DIGITEC Model 201 Digital DC Voltmeter. 4 Ranges: 1,10,100 or 1000 VDC. Normal and reverse voltage. Lab certified. With Book. **\$150.00.**

POLARAD Model MSG-2 Microwave Sig. Gen. 2150 MHz to 4600 MHz. Excel. cond. Lab tested OK. **\$350.00.**

GENERAL RADIO Type #1651-A Bolometer Bridge. Like new. **\$195.00.**

GENERAL RADIO Variac Model V-20. Input: 115 V. Out: 0-135 VAC @ 20 A. With case and terminal block. (3 KVA. load). In orig. G.R. wooden crate. **\$41.25.**

HONEYWELL Model 2746 Portable Potentiometer for lab, plant and field service. New, unused, lab

certified. Complete with Eppley standard cell and tech manual. Only **\$150.00.**

E. F. JOHNSON ROTARY INDUCTOR. Johnson #226-1-4. Popular "226" Series Variable Inductors. Inductance: 22.5 Microhys. $\frac{1}{4}$ " x $\frac{1}{8}$ " silver-plated ribbon conductors. Will handle over 10 Amps R.F. Easily handles over 1 KW. Plate Modulated R.F. to 30 MHz. (over 2 KW P.E.P. easily). (Reg. \$68.75). Special Sale **\$35.00.**

RG17A/U COAXIAL CABLE. Finest Quality. **50¢ per ft.**

All Lab Certified and Tested in good working condition. All with original Calibration Books.

TS-173/UR (90 to 360 MHz.) **\$190.00.**

TS-174B/U (20 to 250 MHz.) **\$125.00.**

TS-175A/U (85 to 1,000 MHz.) Excellent condition at \$150.00, or New @ **\$250.00.**

TS-323/UR (20 to 480 MHz.) With P.S. **\$175.00.**

BX-221-J Frequency Meter (125 to 20,000 KHz.) **\$90.00.**

BC-221-M Freq. Meter. With P.S. (125 to 20,000 KHz.) **\$125.00.**

STODDARD Model 431-1A with Model 431-1B Antenna Coupler. Tunes from 150 KHz thru 32 MHz. Increased sensitivity of RFI measurements and radiated electrical field energy. **\$350.00** for both units.

AN/APR-4 RECEIVER. With two tuning units. Tunes from 74 to 1,000 MHz. **\$150.00.**

AN/APR-4 RECEIVER. With single tuning unit. Four band switching coil unit #CV-253/ALR. Tunes from 38 to 1,000 MHz. @ **\$175.00.** All AN/APR-4's lab, certified and tested.

To order enclose money order or check. Prices FOB, NYC. Send 10¢ for 96 page Greensheet 1968-1969 Catalog #19.

BARRY ELECTRONICS
512 BROADWAY, NEW YORK, N. Y. 10012
WALKER 5-7000 (Area Code 212)

DEPT. O-10

SILICON DIODES SALE
1,000 P.L.V. @ 1.2 Amps.
30c each. (100 for \$25.00)

LRL-66 ANTENNA

66' LONG. THRU 10M

Power rating 2 Kw. P.E.P. or over on 80, 40, 15 On 20 and 10 1 Kw. P.E.P. Transmitter input



PRICE
\$35.00
In Cont.
USA, pph.

OPERATES ON 5 BANDS AUTOMATICALLY
1. Loading coils for 80 & 40M doublet operation
2. Adjustable ends to set 80 meter resonance
3, 4. Decoupling stubs for 20 & 10 meters

5. Center insulator with female coax connector to take PL-259 plug
6. Fittings on insulators to tie on rope

LATTIN RADIO LABORATORIES

Box 44

Owensboro, Kentucky 42301

NEW!... from Lampkin Laboratories

TYPE 107 DIGITAL FREQUENCY METER

FAST - ACCURATE - PORTABLE

Designed to meet today's mobile-radio service needs -

The Ultimate in Frequency Meter Performance

- ★ ONE PART PER MILLION ACCURACY!
- ★ ALL-CHANNEL COVERAGE - TO 500 MHZ
- ★ DUAL POWER - 12 V DC OR 115 V AC
- ★ EASIER - MORE FLEXIBLE - FASTER!

\$2,390 F.O.B. Bradenton, Florida



For complete specifications - Mail coupon today

Name

Address

City State Zip

LAMPKIN LABORATORIES, INC.
MFG. Div., Bradenton, Fla. 33505



FAX! SPECIAL!

Now make your own weather maps! RD-92 Facsimile Unit can be used for recording the ESSA Cloud Cover Satellites. Unit operates from 117V 60 cycle, at 60 rpm. Copy size is 12" x 18 3/4". Net weight 75 lbs. Overall size: 14 1/2" x 20" x 16 1/2". In used, exclnt condx, w/250 sheets of recording paper. \$175.00

FACSIMILE PAPER

in 450 ft. rolls 19 3/8" wide. Can be cut to give 450 sheets standard size (19 3/8" x 12" wide) paper. Shipping wt. apx. 15 lbs. \$9.50 per roll.

PHONE PATCH KIT

Build one of the best phone patches ever designed! We have the transformers for the job. (See March 1969 QST p. 11). Each trans. has 4 wdgs: 150/150/150 ohms and 1 wdg 600 ohms center-tapped. Response: 200-4000 HZ. Max. level is 6.0 MW. Size 2" x 1 1/8" sq; kit of two transformers and two precision equalizing capacitors with instructions: \$4.95

RJ's RADIO SHOP, INC.
 ALL ITEMS F.O.B. NORWALK, CONN.
 138 WATER STREET, SO. NORWALK, CONN.



HAM'S CARIBBEAN RETREAT!

Go foreign Antigua, W.I.

Hotel Beachcomber
 73, Bill Wyer, VP2AZ/Ex-VE3BP,
 G2ZB-DXCC
 Box 10, Antigua, W.I.
 Caribbean DXpedition Headquarters

CQ de W2KUW BEST OFFER!!

Paid for any piece of aircraft or ground radio units, also test equipment. All types of tubes. Particularly looking for 4-250 - 4-400 - 833A - 304TL - 4CX1000A - 4CX5000A et al. 17L - 51X - 390A - ARM - GRM - GRC - UPM - URM - USM units.

TED DAMES CO., 308 Hickory St., Arlington, N.J. 07032

NEW!—VACUUM COAX RELAY

(Nothing Else like this under \$250)



★ Silent—Fast—Long Life
 ★ Ends Antenna Relay Clatter
 REPLACE your present NOISY Relay with this silent, long-life relay (contacts in vacuum—life over ONE MILLION operations.)
 FAST OPERATING—under 10 ms for Model 23, 15 ms for Models 25, 27

LOW VSWR—under 1.1 at 30 mc
 POWER CARRYING RATING @ 30 mc @ Unity VSWR:
 * Model 23—3 KW, Operates 26.5 vdc @ 30 ma — \$29
 * Model 25—5 KW, Operates 26.5 vdc @ 120 ma — \$100
 * Model 27—7 KW, Operates 26.5 vdc @ 120 ma — \$115
 Models 23, 25-UHF fittings. Model 27 HN Fittings
 DC POWER SUPPLY 35 VDC @ 1 amp.—\$14.50

Order Direct from us.... Data Sheet free.
ORGANS & ELECTRONICS
 P. O. Box 117
 Lockport, Ill. 60441

in. The Big Springs Club certified. What happened to our 2-meter people? Traffic: (July) K5BNH 1830, WA5KIV 119, W5JSM 62, K1ZAT/5 55, W5LR 30, W5PBN 26, W5FCX 6, WA5FRJ 4, WA5QWA 4, (June) K5LZA 75, WA5FRJ 4.

OKLAHOMA—SCM, Cecil C. Cash, W5PML—Asst. SCM; W. L. (Smoky) Stover, K5OOV, SEC: WA5-FSN, RM: W5QMJ, PAMs: W5MFX, K5TEY, WA5-JGU and K5ZCJ. Your SEC, SCM and Director made a three-day whirlwind swing through north central and eastern Oklahoma during July, visiting clubs in Tulsa, Enid and Oklahoma City. Another such trip is planned for the northern part of the state about the time this report reaches you. I hope to see all of you at the Texoma Hamarama at the Lake Texoma Lodge Nov. 15-16-17. You may write to P.O. Box 246, Kingston, Okla. 73439, for reservations. I left Aug. 8 for a two-week vacation in North Carolina and regretfully missed the Division Convention in Amarillo. New officers of the Miami Club are K5JOA, pres. and WA5RYM, vice-pres. W5JJ working for five-band DXCC, reports working EA8FF on 7 Mc. 0.1 A-1. W5IQ received lightning damage to his beam but it has been repaired and is back in business. K5ZCJ has just moved into a new five bedroom house. Congratulations to new or upgraded licensees: Extra Class—W5KLE, Advanced—WA5YRO, K5CBG and WA5SBP. General—WA5PHN, K5LLX, WA5PDH and WA5NUM. Novice—WN5ZCG

Net	Freq.	Time	QNI	QTC
OPEN	3915 kc.	1300Z Sun.	151	2
OPON	3920 kc.	2200Z M-F	356	167
STN	3855 kc.	2230Z M-Sat.	684	145
OLZ	3682.5 kc.	0001Z Tu-Sat.	31	48
SSZ	3682.5 kc.	0245Z Tu-Sun.	22	30

Traffic: (July) K5TEY 2383, WA5QIQ 149, WA5IMO 88, WA5KFT 63, W5MFX 45, WA5NFP/5 36, WA5-LWD 33, W5QMJ 26, WA5SEC 23, W5PML 22, K5OOV 14, WA5FSN 13, W5IQ 6, K5CBA 2, K5OCX 2, W5JJ 1. (June) WA5RYM 6.

SOUTHERN TEXAS—SCM, G. D. Jerry Sears, W5AIR—SEC: K5QQG, PAM: W5KLV, RM: W5EZY, K5SBR is a new QO appointee. K2EIU/5 is moving from San Antonio to Kansas City, Mo., for flight training with TWA. Best luck, Ken, the South Texas traffic nets will be anxious to hear from you. EC W5TFW alerted the 2-meter net with seven stations reporting after a small tornado created some damage in the southeastern part of Jefferson County. From the South Texas Emergency Net Bulletin *Stenscope* we learn that WA5ABA mobilized in Memorial Park, Houston, and WA5OON, who answered his call for help, got an ambulance to pick up and take a seriously injured man from the park to the hospital just in time to save his life. Congratulations to all amateurs involved. The Texas Southmost ARC (*Off Resonance*, by EC, W5KR, reports the CARCOB ARC now has SB-200 power just finished by W5HBL, also that the club is keeping their and code classes going. The *El Paso W5ES Bulletin*, by W6OVI, reports that WA5RCT now is operating a new SB-401 and that K5TML is on an extended tour in Okinawa. Traffic: (July) WA5THM 211, W5QJA 140, W5EZY 104, W7WAH/5 63, W5TFW 21, W5EYB 20, W5ROZ 17, WA5TXI 15, K2EIU/5 10, WA5WFR 8, WA5AUZ 4, K5WYN 4, W5KLV 3. (June) WA5THM 75.

CANADIAN DIVISION

ALBERTA—SCM/SEC, Don Sutherland, VE6EK—PAM, VE6ADS, ECs: VE6SS, VE6AFQ, VE6XC, VE6AWM, OOs: VE6HM, VE6TY, VE6MJ, OPS: VE6ATH, VE6SS, VE6AFQ, VE6HM, VE6TG, VE6-ADS, ORS: VE6ATG, OVS: VE6MX. At the Water-ton-Glacier Hamfest VE6ABS won the mobile contest and the hidden transmitter hunt. Congratulations and thanks to former SCMs VE6TG and VE6MJ on their appointments as OPS and OO. VE6AIK/6 has become a highly competent c.w. operator. VE6PL has returned to Calgary and we sure are delighted to have him back. Hamfest '69, hosted by the NARC, was an outstanding affair. The committee deserves full praise for an exceptionally interesting and well-coordinated program. The Saturday evening pyrotechnical display and banquet waterfall will never be duplicated. I certainly enjoyed meeting so many old friends at Hamfest '69 and seeing their interest in all things beneficial to amateur radio. The Alberta Motor Assn. BEBA was run on the same week end as Hamfest '69. Although our forces were pretty thin a commendable job was done. Deaths were high on the

ONLY \$12.95 NET
A 4-PURPOSE BALUN

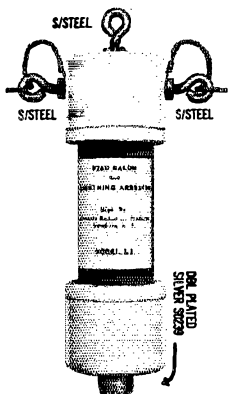
TEN GOOD REASONS WHY

ONLY \$12.95 NET
A 4-PURPOSE BALUN

ALL BRANCHES OF U. S. ARMED FORCES PLUS MANY COMMERCIALS AND HAMS

■ PREFER W2AU BALUNS ■

WE'LL GUARANTEE NO OTHER BALUN AT ANY PRICE HAS ALL THESE FEATURES!



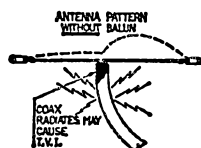
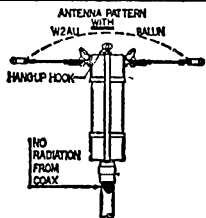
IT'S WHAT'S
INSIDE
THAT COUNTS!

1. HANDLES FULL KW INPUT—THEN SOME Broad-Banded 3 to 40 Mc.
2. HELPS TVI PROBLEMS By Reducing Coax Line Radiation
3. NOW ALL STAINLESS STEEL HARDWARE. SO239 Double Silver Plated
4. IMPROVES F/B RATIO By Reducing Coax Line Pick-Up
5. REPLACES CENTER INSULATOR. Withstands Antenna Pull of Over 600 Lbs.
6. BUILT-IN LIGHTNING ARRESTER. Protects Balun —Could Also Save Your Valuable Gear
7. BUILT-IN HANG-UP HOOK. Ideal For Inverted Vees and Multi-Band Antennas
8. SPECIAL SELECTED FERRITE. Permits High Power Operation Without Breakdowns.
9. FACTORY ADJUSTED LIGHTNING ARRESTER. Bleeds Off Heavy Static Charges. Makes For Quieter Listening
10. BACKED BY 50 YEARS OF ELECTRONIC KNOW-HOW.

Comes in 2 models. 1:1 matches 50 or 75 ohm unbalanced (coax line) to 50 or 75 ohm balanced load.

4:1 model matches 50 or 75 ohm unbalanced (coax line) to 200 or 300 ohm balanced load.

AVAILABLE AT ALL LEADING DEALERS. IF NOT, ORDER DIRECT



\$ FOR \$
YOUR BEST
BALUN BUY

UNADILLA RADIATION PRODUCTS

MFRS. OF BALUNS & QUADS
Tel: 607-369-2985

UNADILLA, N.Y. 13849

VHF COMMUNICATIONS



VHF COMMUNICATIONS

The quarterly magazine for amateurs interested in VHF and UHF technology and equipment construction. An international edition of the well-known German publication UKW BERICHTE.

VHF COMMUNICATIONS provides sixty pages of modern, but practical construction articles in each issue. Described are transmitters, receivers, converters, transceivers, antennas, test equipment, etc. The designs truly reflect current technology. Solid state devices and printed circuits are used extensively. All mechanical construction data are included. However, for the amateur without fabrication facilities, special components, such as p.c. boards and stripline cavities are made available.

Subscription rates per calendar year: \$3.00 (\$4.00 airmail). Single issues \$1.00.

Two Meter Converter Kit All major components for the FET converter described in VHF COMMUNICATIONS of Feb. 1969. Noise figure: 2 I.F. 28-30 MHz. Kit includes: five transistors, coil forms, trimmers, silverplated glass epoxy p.c. board, KVG crystal (38.667 MHz)

220 MHz Converter Kit. As above, with 48,000 MHz KVG crystal.

6 Meter Converter Kit. As above, with 22,000 MHz KVG crystal (mult. stage not req'd). Kit prices: \$14.95 each, crystals for other I.F.'s (specify), \$1.00 extra.

432 MHz Converter Kit. Described in VHF COMMUNICATIONS of May 1969. I.F. 144-148 MHz. Kit includes silverplated stripline cavity with feed thru's and trimmers, p.c. board, two coil forms, two trimmers. Price, \$27.50 KVG crystal for above (96.000 MHz): \$4.50.

1296 MHz Converter Kit. Described in VHF COMMUNICATIONS of February 1969. Kit includes silverplated RF cavity, p.c. board for 28-30 MHz I.F. Price: \$41.50. KVG crystal for above (84.533 MHz): \$4.50.

Two Meter SSB Transmitter Kit. Described in VHF COMMUNICATIONS of May 1969. Includes p.c. board, coil forms, trimmers, 9 transistors, 3 diodes. Price: \$49.50. Crystal filter and USB/LSB crystals for above (KVG XF9A) \$24.50.

SPECIAL: Calendar year magazine subscription for only \$1.00 with an order for any of the above!



VHF COMMUNICATIONS

TOPSFIELD, MASSACHUSETTS 01983


GUARANTEED CUBICAL QUADS

PRE-TUNED—COMPLETE—PRE-CUT—PRE-DRILLED

QUADS ARE BETTER BECAUSE: They have more gain than flat tops, element for element—Are quieter—less static and ignition noise—Possess lower vertical radiation angle—Require less space—(1/2 width of flat tops)—Greater capture area, so better on weak signals—Negligible corona losses—Excellent SWR/Freq. characteristic—Light weight (30 lbs for 2 el, 60 lbs for 4 el) Detuning less from nearby objects. Your choice, bamboo or fiberglass—no aluminum spreaders. Bamboo exceptional quality and half the cost of fiberglass. **SPECIAL DEAL** on purchase of an E Z WAY Tower/quad combination. Free literature.

SKYLANE PRODUCTS

406 Bon Air Ave.,
Temple Terrace, Fla. 33617



“... IN THE DOG HOUSE?”

MOVE IN

WITH DESIGN INDUSTRIES
WIFE-APPROVED
COMMUNICATIONS DESK
AND CONSOLES

... would YOU believe ... **SOME** hams are permitted into the house ... perhaps even the living room when their station includes a Design Industries Communications Desk or Console?

Send Today for Our Special Wife Pacification Kit
(Descriptive Brochures)

DESIGN INDUSTRIES, INC.

P.O. Box 19406
(214)-528-0150

Dept. T
Dallas, Texas 75219

**NEW
from
NRI**

Home training in AMATEUR RADIO

NRI, leader in Communications, Television, Electronics and TV-Radio home training, now offers the first in Amateur Radio courses, designed to prepare you for the FCC Amateur License you want or need.

Don't lose your favorite frequency

The FCC has said “either-or” on licensing, but to pass Advanced and Extra Class exams, you need the technical guidance as offered by NRI. NRI Advanced Amateur Radio is for the ham who already has a General, Conditional or Tech Class ticket. Basic Amateur Radio is for the beginner and includes transmitter, 3-band receiver, code practice equipment. Three training plans offered. Get all the facts. Mail coupon. No obligation. No salesman will call on you. **NATIONAL RADIO INSTITUTE**, Washington, D.C. 20016.



..... **MAIL NOW**

• **NATIONAL RADIO INSTITUTE** 50-109

• Washington, D.C. 20016

• Please send me information on Amateur Radio training.

• Name _____ Age _____

• Address _____

• City _____ State _____ Zip _____

• **ACCREDITED MEMBER NATIONAL HOME STUDY COUNCIL**

.....

highways! Can't we do better? I am sure we can. Past accomplishments only lull us into a secure feeling. Let's hear your ideas for 1970. We must improve. Traffic: VE6FK 27, VE6FS 4.

MANITOBA—SCM, John Thomas Stacey, VE4JT —SEC: VE4IA, PAM: VE4QJ, RM: VE4EI. It is a pleasure to announce that VE4IA has accepted the position of SEC. John will be contacting many stations for assistance in reorganizing the AREC. All inquiries for membership, etc., should be directed to John Fallows, 259 Glenwood Cr., Winnipeg 5. Activity reports are nil this month; guess summer doldrums have set in. Nil reports MTN, sessions 9, QNI 25, QTC 8; Phone Net sessions 31, QNI 461, QTC 6. Traffic: VE4QJ 11, VE4CR 9, VE4FQ 8, VE4RO 6, VE4YQ 4, VE4JA 2.

MARITIME—SCM, William J. Gillis, VE1NR—SEC: VE1HJ. Two-meter mobiling highlights much of the summer activity. F.m. repeaters are operating at Moncton and Halifax and several VE2 and VE3 visitors have checked in while on vacation. APN would like to see more stations calling in. VE1MF reports snagging a few rare ones on 20 meters. VE1AKT is planning some aeronautical mobile work. With summer drawing to a close let's have more individual and club reports. APN reports QNI 250, QTC 61, sessions 61. Traffic: VE1ACO 70, VE1RO 50, VE1AMR 41, VE1AAX 10.

ONTARIO—SCM, Roy A. White, VE3BUX—SEC: VE3EVD. It would be appreciated if the VE2 boys would be good enough to avoid 3770 at 2300Z week days when the Ontario Phone Net tries to operate. It's only for 30 minutes or so. A hearty welcome to VE3FWS, who is now a controller on the Ontario Phone Net. We need more people like Diz! If you are eligible, and want an ARRL field appointment, drop me a line. Please insure that traffic and other reports reach me not later than the 5th of the following month. My deadline is the 7th. VE3DMU has been transferred to the East Coast from Ottawa and we are losing a tower of strength. Gord was EC for Carleton County and we would very much like to find a replacement. Will you help? Another loss is VE3HW, who has moved to VE2-Land. VE3ERU, in Windsor, probably is going to form a c.w. traffic net on 3545 to serve the southwest portion of Ontario. It would operate at 2200Z. Dick's FTDX-400 broke down in April and he hasn't got it back yet! Glad to hear VE3MS active and putting in a dandy signal with his new HW-100. You should see the snazzy award medals CARTG has for the 9th World-Wide DX RTTY Contest Oct. 4-6. About 250 turned out for the CJ Picnic in July and FB weather was the order of the day. VE3AW tells me that no less than 58 blind amateurs are now licensed in Ontario. Lots of the VE3 boys contacted WB4CJ following the launching of Apollo 11 both on phone and C.W., and await their certificates. Summer vacations, gardening, static, etc., hit the bands during July and news from clubs and individuals hit a real low. I am disappointed beyond words to note that no club in Ontario wanted to sponsor an ARRL convention in 1968 and 1969. Why this apparent reluctance to become involved? Tell me because I'm curious. Traffic: (July) WA8ETX/3 266, VE3GI 175, VE3DPO 112, VE3ERU 64, VE3FAE 42, VE3GCE 25, VE3DV 20, VE3EVD 19, VE3VD 19, VE3GHO 16, VE3EHL 12, VE3AWE 8, (June) VE3GMQ 76, VE3BZB 70, VE3APL 10, (May) VE3GMQ 12. (Apr.) VE3GMQ 12.

QUEBEC—SCM, J. W. Ibey, VE2OJ—VE2ALE is almost settled in his new QTH. VE2DEA is now EC, replacing VE2CA now located in VE3-Land. The Quebec Phone Net (RPQ), on 3780 kc., is very active and looks for your traffic. After a long absence VE2BB makes his presence felt again. VE2DR hints at giving up traffic-handling. VE2RT is 2-meter mobile and VE2AFA soon will be. Out of the Quebec area the strongest signal is VE2SD. One time OQN Manager VE3CYR paid us a visit in August. Trying to make a sensible report when most are vacationing in hot July and have it sound right in Oct. is not easy! VE2AKI is a newcomer—welcome. VE2AUS is the new director for RAQI, Three Rivers District. VE2BLM and VE2DEU keep very active and VE2AGP contacted LG5LG for a rare one. VE2DBN now lives in Donnacona. VE2EC has several local skeds which keep the newcomers busy. Now that fall and winter activity is with us, please consider how you will help if you accept appointments. We require PAM for h.f. and v.h.f. OO all classes and, of course, ORS, OPS and OVS appointment. Traffic: VE2DR 58, VE2OJ 45, VE2CE 24, VE2ALE 2.

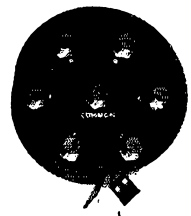
LET DOW-KEY HELP SOLVE YOUR ANTENNA SWITCHING PROBLEMS . . .



SP6T
MANUAL
78-0604



SPDT
REMOTE 115V ac
60-262842

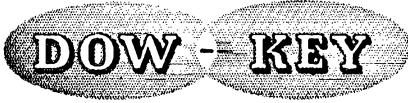


SP6T
REMOTE 115V ac
71-260401

SERIES 78 The series 78 coaxial switches are manually operated with true coaxial switching members (not wafer switches). They are offered in 2, 3, 4 & 6 position (illustrated) types, plus a transfer or crossover and DPDT. The useful frequency range is 0-1 Ghz except 500 Mhz using UHF connectors. The unused positions are open circuited or non-shorting. Also available with other type connectors such as N, BNC, TNC or C.

SERIES 60 The series 60 are remote operated, of rugged construction and designed for low-level to 1 KW use. The unit illustrated is equipped with a special high isolation connector ("G" type) at the normally closed or receive position. This "G" connector increases the isolation to greater than -100db at frequencies up to 500 Mhz, although it reduces the power rating through this connector to 20 watts. This is also available with other type connectors such as BNC, N, TNC,, C or solder terminals.

SERIES 71 High power 6 position switches commonly used for switching antennas, transmitters or receivers at frequencies up to 500 Mhz. The unit is weatherproof and can be mast mounted. The illustrated unit has the unused input shorted to ground. It is also available with a wide range of connectors, different coil voltages and non-shorting contacts or resistor terminations. Each of the six inputs has its own actuating coil for alternate or simultaneous switching.



ORDERING INFORMATION:

COMPANY Contact your local electronics distributor or Dow-Key sales representative, or write direct to the factory.

2260 INDUSTRIAL LANE • BROOMFIELD, COLORADO 80020
TELEPHONE AREA CODE 303/466-7303 • P. O. BOX 348

SURE!



I would like to become a member of ARRL and help support its many services to amateurs and amateur radio. Here's my \$6.50 (in the U. S. and Canada, \$7.00 elsewhere). Sign me up for a year's membership and twelve big issues of QST! Additional family members at the same U.S. or Canadian address, \$1.00.

My nameCall.....

Street

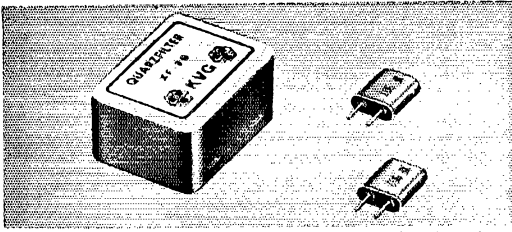
CityState.....Zip.....

(Please see the other side of this page for a list of available League publications.)

THE AMERICAN RADIO RELAY LEAGUE, INC., NEWINGTON, CONN. 06111

QS 10-69

9 MHz CRYSTAL FILTERS




High performance crystal filters for AM, SSB and CW receivers and transmitters. Symmetrical attenuation. Small size (1 1/2 x 1 3/4 approx.). Makes filters ideal for solid-state equipment. Input/Output transformers are an integral part of the filters. Soon available: XF9E, 12 KHz bandwidth for FM.

Filter Type	XF-9A	XF-9B	XF-9C	XF-9D	XF-9M
Application	SSB-Transm.	SSB	AM	AM	CW
No. of Filter Xtals	5	8	8	8	4
Bandwidth (6 db down)	2.5 kHz	2.4 kHz	3.75 kHz	5.0 kHz	0.5 kHz
Passband Ripple	1 db	2 db	2 db	2 db	1 db
Insertion Loss	3 db	3.5 db	3.5 db	3.5 db	5 db
Input-Output Termination	R 500 ohms C 30 pF	500 ohms 30 pF	500 ohms 30 pF	500 ohms 30 pF	500 ohms 30 pF
Shape Factor	(6:50 db) 1.7	(6:60 db) 1.8	(6:60 db) 1.8	(6:60 db) 1.8	(6:40 db) 2.5
		(6:80 db) 2.2	(6:80 db) 2.2	(6:80 db) 2.2	(6:60 db) 4.4
Stop Band Attenuation	45 db	100 db	100 db	100 db	90 db
Price	\$19.95	\$27.50	\$29.50	\$29.50	\$20.95

Matching HC 25/U crystals: 8998.5 (USB), 8999.0 (IFC), 9000.0 (carrier), 9001.5 (LSB) \$2.50 each

si

SPECTRUM INTERNATIONAL
BOX 87 TOPSFIELD
MASSACHUSETTS 01983



IC Stereo Decoder Uses Miller High Q Coils

A monolithic integrated FM stereo decoder system developed by Motorola provides excellent channel separation, good ultrasonic rejection and low THD content at the output.

Write for 6-page "Coil Forum" construction article.



J.W. MILLER COMPANY
19070 Reyes Ave. • P.O. Box 5825
Compton, California 90224

AVAILABLE NATIONWIDE FROM DISTRIBUTORS

I would like the following League publications shipped to me postpaid. I am enclosing payment of \$_____ (These prices apply only to the USA.)

Ship to this address:

NAME CALL

STREET

CITY STATE ZIP


- ARRL HANDBOOK** \$4.00
The standard comprehensive manual of amateur radiocommunication
- UNDERSTANDING AMATEUR RADIO** \$2.50
Written for the beginner—theory and how-to-build it.
- VHF MANUAL** \$2.50
A new and thorough treatment of the amateur v.h.f. field
- LICENSE MANUAL** \$1.00
Complete text of amateur regs, plus Q&A for amateur exams
- HOW TO BECOME A RADIO AMATEUR** \$1.00
All about amateur radio and how to get started

- A COURSE IN RADIO FUNDAMENTALS** \$1.00
Use this in conjunction with the Handbook
- ANTENNA BOOK** \$2.50
Theory and construction of antennas
- SINGLE SIDEBAND FOR THE RADIO AMATEUR** \$2.50
The best s.s.b. articles from QST
- THE MOBILE MANUAL** \$2.50
The best mobile articles from QST
- HINTS AND KINKS** \$1.00
300 practical ideas for your hamshack
- OPERATING MANUAL** \$1.50
The techniques of operating your amateur station—DXing, ragchewing, traffic, emergencies, etc.

(Please see the other side of this page for an application for membership in ARRL and 12 issues of QST)

THE AMERICAN RADIO RELAY LEAGUE, INC., NEWINGTON, CONN. 06111

Your New Fist Has Arrived.




- Easiest CW ever
- No more paddles
- Perfect letters & spaces
- Small size
- Write for brochure

PICKERING RADIO CO.
Post Office Box 29
Portsmouth R.I. 02871



OPERATING NECESSITIES



Record keeping can often be tedious. But not with the *ARRL Log Book*. Fully ruled with legible headings it helps make compliance with FCC rules a pleasure. Per book **50¢**

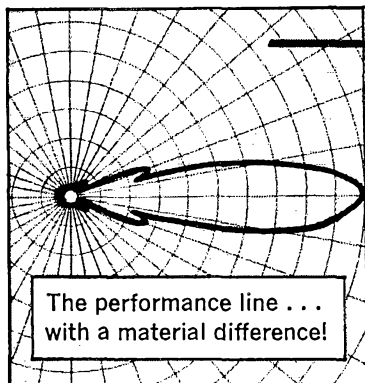
Mobile and portable operational needs are met by the pocket-size log book, the *Minilog*. Designed for utmost convenience and ease..... **30¢**

First impressions are important. Whether you handle ten or a hundred messages you want to present the addressee with a neat looking radiogram . . . and you can do this by using the *official radiogram form*. 70 blanks per pad. **35¢**

If you like to correspond with fellow hams you will find the *ARRL membership stationery* ideal. Adds that **\$1.50** final touch to your letter. 100 sheets.....

and they are available
postpaid from . . .

The American Radio Relay League
NEWINGTON, CONN. 06111



The performance line . . .
with a material difference!

telrex

PREFERRED AND SPECIFIED WORLD-WIDE BY
COMMUNICATION ENGINEERS AND ADVANCED AMATEURS

Don't settle for anything less than the very best! Use Telrex Communication products — for long lasting optimum performance and value!

FREE . . . Tech data and pricing catalogs describing off-the-shelf and custom-built antennas, systems, "inverted-vee kits"®, towers, mono-poles and rotatable "Berthas".


For commercial and military applications write for CM69 . . . for amateur applications write for PL69.

COMMUNICATION SYSTEMS SINCE 1921
Communication Engineering Laboratories
telrex


ASBURY PARK,
NEW JERSEY 07712, U.S.A.

FARMERIE WORLD TIME-ZONE CLOCK

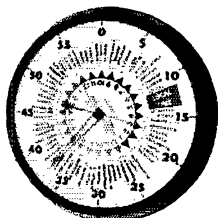
When the clock is accurately set to the correct time in a local time zone, the correct time is automatically shown in each of the other 23 zones.



D-250
\$46.00
Solid Walnut Case
7-Jeweled Movement
Battery powered



D-300
\$12.95
CASE: wall or desk 22
ga. steel 8" x 8" x 2 3/4"
MOTOR: 110-volt,
60 cycle.
Other models available



W-100
\$26.00
CASE: 17" dia.
15" face

THE FARMERIE CORPORATION

114 Spencer Lane

Glenshaw, Penna. 15116

new
low prices
1969 designs!

the incomparable

J-BEAMS

antenna specialists
brand



IN STOCK AT

GRAHAM RADIO, INC.

505 Main Street
Reading, Mass.



Radio Amateurs
Reference Library
of Maps and Atlas

WORLD PREFIX MAP — Full color, 40" x 28", shows prefixes on each country . . . DX zones, time zones, cities, cross referenced tables postpaid \$1.00

RADIO AMATEURS GREAT CIRCLE CHART OF THE WORLD — from the center of the United States! Full color, 30" x 25", listing Great Circle bearings in degrees for six major U.S. cities; Boston, Washington, D.C., Miami, Seattle, San Francisco & Los Angeles. postpaid \$1.00

RADIO AMATEURS MAP OF NORTH AMERICA! Full color, 30" x 25" — includes Central America and the Caribbean to the equator, showing call areas, zone boundaries, prefixes and time zones, FCC frequency chart, plus informative information on each of the 50 United States and other Countries. postpaid \$1.00

WORLD ATLAS — Only atlas compiled for radio amateurs. Packed with world-wide information — includes 11 maps, in 4 colors with zone boundaries and country prefixes on each map. Also includes a polar projection map of the world plus a map of the Antarctica — a complete set of maps of the world. 20 pages, size 8 3/4" x 12" postpaid \$2.00

Complete reference library of maps — set of 4 as listed above postpaid \$3.00
See your favorite dealer or order direct.


WRITE FOR
FREE
BROCHURE!

RADIO AMATEUR
callbook INC.



Dept. A, 925 Sherwood Drive
Lake Bluff, Ill. 60044

THIS MIC MAINTAINS MAX MODULATION



SHURE 444T

VARIABLE OUTPUT MICROPHONE

- NEW! VARIABLE OUTPUT LEVEL
- TRANSISTORIZED

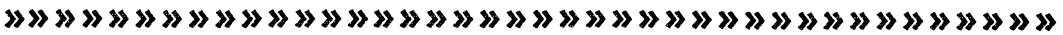
Built-in two-transistor preamplifier and volume control enables you to attain, and maintain 100% modulation—provides additional audio gain! Even compensates for equipment that lacks sufficient gain to attain 100% modulation. Ultra-reliable Controlled Magnetic element with specially

tailored response insures highest "talk power". Adjustable height, super-rugged "Armo-Dur" case. For AM, FM, Sideband, CB.



Shure Brothers, Inc.
222 Hartrey Ave.
Evanston, Illinois 60204

©1967 Shure Brothers, Inc.




UP TO DATE . . .

THE 62nd edition of the Radio Amateur's LICENSE MANUAL is complete, up to date and revised to include latest information on amateur licensing. Contains information on licensing procedures; sample questions and answers for all FCC amateur exams; all of the current information on frequency privileges for the various classes of amateur licenses; the full text of RACES regulations; details of the Reciprocal Operating Agreement, and the current FCC examination schedule.

A useful manual for all, newcomer and oltimer alike.

Order *YOUR* copy today

PRICE **\$1.00** POSTPAID



ALL the dope between two covers . . . complete and easy to understand.

- NOVICE • CONDITIONAL
- TECHNICIAN • GENERAL
- EXTRA-CLASS
- ADVANCED

The AMERICAN RADIO RELAY LEAGUE, Inc.
NEWINGTON, CONN. 06111



ENJOY EASY, RESTFUL KEYING

With **VIBROPLEX**




Sending becomes fun instead of work with the SEMI-AUTOMATIC Vibroplex. It actually does all the arm-tiring nerve wrecking work for you. Adjustable to any desired speed. Standard models have polished Chromium top parts and gray base. DeLux models also include Chromium Base and red finger

and thumb pieces. Five models to choose from. Priced at \$21.95 to the 24K Gold Plated Base "Presentation" at \$43.95.

VIBRO-KEYER

Works perfectly with any Electronic Transmitting Unit. Weighs 2 3/4 lbs., with a base 3 1/2" by 4 1/2". Has Vibroplex's finely polished parts, red knob and finger, and thumb pieces. Standard model \$20.95; DeLux model includes Chromium Plated Base at only \$27.50.



Order today at your dealers or direct

THE VIBROPLEX CO., INC.
833 Broadway New York, N. Y. 10003

FREE Folder

★ ★ **WANTED** ★ ★ ★
AN-URR-13 RECEIVERS

225-400 mc/s Needed Urgently. Highest Prices.

MILITARY ELECTRONICS CORP.

11 Summit Ave., E. Paterson, N.J. 07407 (201) 791-5050

LRL-124 BROADBAND REACTANCE BALANCED ANTENNA for 75/80 meters

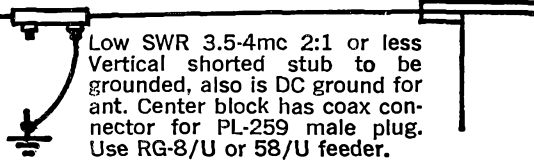
124' 14-2 copperweld polyeth. ins. wire with clamping blocks so ends can hang down to install in 100' length or less, 25'-40' center height. 2 KW P.E.P.

Price: \$35.00 ppd Cont. USA

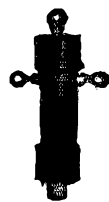
LATTIN RADIO LABORATORIES

Box 44

Owensboro, Ky. 42301



Low SWR 3.5-4mc 2:1 or less Vertical shorted stub to be grounded, also is DC ground for ant. Center block has coax connector for PL-259 male plug. Use RG-8/U or 58/U feeder.



THE "MINI-BALUN"

Small - light - efficient - weather proofed - have your antenna radiate, not your feed line - use for dipoles, doublets, yagis, inverted "V" etc. - has ferrite core. Coax fitting - takes full legal power. 1 to 1 impedance ratio 3 to 30 MHz. Now with built-in lightning arres- ter. NET PPD in U.S.A.

\$9.00

BILADA MFG. CO.

P.O. Box 268

Manasquan, N.J. 08736

RADIO TELETYPE EQUIPMENT

Teletype Models 35, 33, 32, 29, 28 ASR, 28 KSR, 28 LPR, 28 LARP, 28 LXD, 28 LBXD1, 14, 15, 19, Page Printers, Perforators, Reperforators, Trans-Dist. polar relays, tape winders, cabinets. Collins Receivers, 51J-3, 51J-4, R-388, R-390A, R-220, SP600JX, Frequency Shift Converters. D.C. Power Supplies.

ALLTRONICS-HOWARD CO.

Box 19, Boston, Mass. 02101

Tel: 617-742-0048



DIGI-KEY INTEGRATED CIRCUIT KEYS

FEATURES:

- All solid state
- Linear speed control 5-50 WPM
- Exact weight and ratio for perfect CW
- Fully self-completing
- Small size
- Transistor output for most grid block rigs with optional relay available at a slight extra charge for cathode keying
- Completely wired and guaranteed—furnished less power supply, chassis, and paddle

PRICE
\$15.00

postpaid World Wide

WRITE:
DIGI-KEY

P.O. BOX 27146
MINNEAPOLIS
MINN. 55427

PICKERING RADIO CO.
Post Office Box 29
Portsmouth R.I. 02871



NOW! USE YOUR TAPE RECORDER TO LEARN CODE!

Read code like a Pro! It's easy! PICKERING CODEMASTER tapes give professional instruction on your own tape machine from digital computerized tapes! They can't be matched for timing accuracy! Beginners get course of professional instruction at 5-9 WPM right on the tape! Practice for General and Amateur Extra ranges from 11 to 30 WPM. Nothing else like it! See below for CODEMASTER tapes you need. Get up to speed! Order today!



CM-1: For the beginner. A complete course of instruction is on the tape. Practice material at 5, 7, 9 WPM. Prepares you for Novice exam. Includes code groups and punctuation.

CM-1½: An intermediate tape, especially for General Class exam study. No instruction; just practice. ½ hr 11 WPM; 1 hr 14 WPM; ½ hr at 17 WPM. Includes coded groups and straight text.

CM-2: For Extra-Class license study. Mostly straight text; some code groups. 1 hour at 20 WPM; ½ hour each at 25 and 30 WPM. For real QRQ, play this tape at twice speed!

CODEMASTER tapes are 2-track monaural; available in two sizes: 7-inch reel (3¼ IPS) and 3¼-inch reel (1½ IPS). Will play on any but full-track machine. SPECIFY both type and size of tape you want. Any tape, \$5.95 postpaid USA 4th class. Any two tapes, \$11.00; all three, \$15.00 PPD. Immediate delivery. CODEMASTER tapes are made only by Pickering Radio Company, P. O. Box 29, Portsmouth, R. I. 02871. Satisfaction guaranteed.



NOW... ZIP-ORDER CRYSTEK Amateur FT-243 CRYSTALS

Your dealer has a new, fast, direct-factory ZIP Crystal Purchase Certificate that enables you to get the Amateur Controlled Quality Crystals you want mailed direct to you promptly. Ask about it.



CRYSTEK

Formerly Texas Crystals
Div. of Whitehall Electronics Corp.

1000 Crystal Drive 4117 W. Jefferson Blvd.
Fort Myers, Florida 33901 Los Angeles, California 90016

**HINTS
AND
KINKS** \$1.00
for the Radio Amateur

PREFACE
INDEX
RECEIVER
TUNING

Ideas for You!

Hints and Kinks, gimmicks and gadgets!

All those little ideas that can improve your operating, building, experimenting, etc.

\$1.00 U.S.A.

\$1.25 Elsewhere

Pick up a copy of the latest edition of HINTS and KINKS and look over the "gold-mine" of ideas. There is something for you no matter what your "specialty" in Amateur Radio.

The AMERICAN RADIO RELAY LEAGUE, INC.
NEWINGTON, CONNECTICUT 06111

aim your beam with deadly accurate
BEAM HEADINGS \$3.95

custom computed for your exact QTH

- Azimuthal bearings covering all callsign areas.
- Distance to target in choice of miles or km.
- Return bearings—tell QSO's their best heading.
- Callsign prefix & time difference.
- Surface postpaid. Airmail incl. cost 3 oz.
- If lat. & long. not given add 50c location fee.

Montgomery Geodetic Services

Box 5707 Bethesda, Md. 20014


♪ "MEET ME in ST. LOUIE" ♪

at
HAM RADIO CENTER

8342 Olive Blvd. St. Louis, Mo. 63132

Amateur Radio Equipment
 Sales & Service

(314)-993-6079 BIII, W0QDF



STANDARD SIGNAL GENERATOR

MODEL SG-83B \$295.00
 50 Kc-54 Mc. 1% dial accuracy. 1 Mc. xtal. Calibrated output 0.6 to 160,000 microvolts. Pure sine AM to 50%—no FM. All transistor. Battery or AC powered. Write for complimentary copy of instruction book with schematic.

Clemens Mfg. Co. 630 S. Barry Rd., St. Louis, Mo. 63122

J & J ELECTRONICS

Will Custom-Build Your

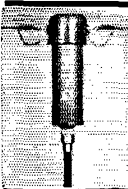
MAINLINE TT/L-2 FSK DEMODULATOR

Solid State ST-3 With your Choice of Filters

AK-I AFSK GENERATOR

WISOG, John F. Roache

Windham Road, Canterbury, Conn. 06331



THE "HI-Q-BALUN"

- For Dipoles—Yagis—Inverted V—Doublet
- Puts Power in Antenna
- Full Legal Power 3-40 MC.
- Small—Light—Weather-proof
- 1:1 Impedance Ratio—Coax Fitting
- Takes Place of Center Insulator
- Built-In Lightning Arrestor
- Helps Eliminate TVI
- Fully guaranteed

\$9.95 PPD U.S.A.

VANGORDEN ENGINEERING
 Box 518, Brielle, N.J. 08730

HAL DEVICES



Model 311 IC Keyer

- 8-50 wpm range
- monitor with 2 1/4" speaker, tone and volume controls
- relay keying
- iambic operation with dot memory
- HAL designer cabinet
- Self contained power supply

\$35.00 pp

HAL Devices
 P.O. Box 365L
 Urbana, Ill.
 61801

THE LEAGUE EMBLEM



● Now available in the form of a rubber stamp for use on QSL cards, correspondence or any other place you want to indicate your League membership. Same size as the illustration above.

● With both gold border and lettering and a black enamel background, the League Emblem is available in either a lapel-type pin (with safety clasp) or screw-back button.

● Special colored emblems in the pin type only, are available to Communications Department Appointees: Red for SCM; Green for RM, PAM, EC; Blue for OO, ORS, OPS, OBS, OVS.

● The Emblem Cut is a logo-type (solid cast metal) 5/8" high for use in printing letterheads, cards, etc.

PIN, BUTTON, CUT or RUBBER STAMP

\$1.00 each
 POSTPAID

THE AMERICAN RADIO RELAY LEAGUE

Newington, Connecticut 06111

QUALITY MERCHANDISE — QUALITY SERVICE

... SO WHY PAY MORE FOR THE BEST!

MERCHANDISE IN STOCK — PROMPT DELIVERY NATIONALLY ADVERTISED BRANDS, THE LATEST MODELS

INSTANT SHIPMENT on all cash orders of new equipment. TRIGGER ELECTRONICS has the most complete inventory of amateur radio equipment and accessories in stock, for your convenience. Shipment is usually made the same day your order is received!

TRADE-INS: We allow much more on trade. (Clean recent vintage equipment.)

\$5.00 DOWN STARTS ANY BUDGET TIME PAYMENT! Order your goodies from this ad!

MIDWEST.BANK CHARGE CARDS HONORED

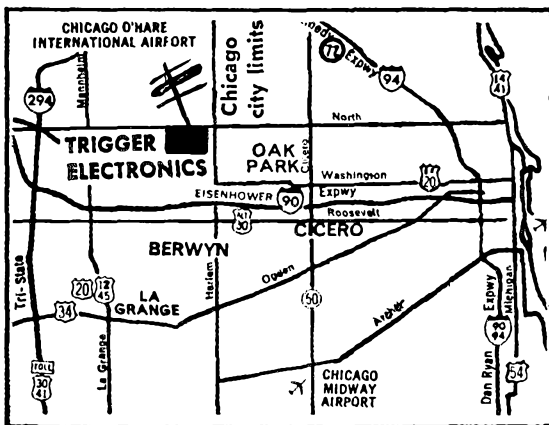
TRIGGER ELECTRONICS An Exclusive Ham Store.

ALL PHONES: (AREA 312) 771-8616

STORE HOURS
(CENTRAL TIME)

WEEKDAYS 10:00 A.M. - 8:00 P.M.
SATURDAYS 9:00 A.M. - 3:00 P.M.

TRIGGER ELECTRONICS is conveniently located near the west city limits of Chicago on the main street of North Avenue (State Route #64), 3 blocks west of Harlem Avenue (State Route #43). Just 10 miles due west of downtown Chicago, or 20 minutes southeast of O'Hare Airport. Plenty of free parking. Come in and browse. See the latest in ham gear attractively displayed.



another important TRIGGER service:
WE BUY USED HAM GEAR FOR CASH
PROMPT SERVICE...
PROMPT CASH!

Write today! Send for FREE Catalog!

TRIGGER Attn: W9IVJ QST 1069
7361 North Avenue
River Forest, Ill. 60305 Amount
RUSH THE FOLLOWING: Enclosed

Send free catalog.

NAME _____
ADDRESS _____
CITY _____ STATE _____ ZIP _____

CLEAN AS A WHISTLE LIKE-NEW BARGAIN SPECIALS FOR OCTOBER

KWM-2.....\$699	CLEGG 66ER.....\$179	HX50.....\$199
399C1 VFO.....129	CLEGG 22ER NEW.....249	JOHNSON RANGER.....99
516F2 AC.....119	INTERCEPTOR.....299	HATCHBOX 250MT.....49
516E2 28VDC.....99	SR400 MINT.....599	HRO500 MINT.....1195
351D2 MOUNT.....90	HT37.....239	LF10 MINT.....259
CC-2 CASE.....49	HT40.....67	NC155.....129
SM1 MIKE.....19	SX73.....399	NCX5 & AC.....389
30L1 MINT.....349	SX100 MINT.....199	EICO 722K NEW.....35
DRAKE 2B MINT.....209	SX110.....99	EICO 751K NEW.....60
2A-2B Q MULT.....29	SX111.....149	DX60.....79
DRAKE R4.....249	S240 MINT.....99	HE10 VFO.....39
DRAKE R4A.....269	WR2000 MINT.....79	HEATH SB101.....379
DRAKE TR3.....319	SR42A MINT.....149	HEATH HP23.....47
DRAKE MN4.....74	SR46.....129	BALUN COIL SET.....8
SBE34 MINT.....299	SR46A.....139	HM-15 SWR MTR.....17
SB2-LA LINEAR.....199	HQ110C.....149	AMECO TX62.....109
GALAXY V.....239	HQ145XC MINT.....269	AMECO CB-6.....27
GONSET 4 6MTR.....149	HQ170A/VHF NEW.....399	6 METER LINEAR.....85
LAFAYETTE HA225 79	HQ215 MINT.....349	RCA VTM W77E.....49

(prices subject to change without notice)



TRIGGER Electronics

7361 NORTH AVE. • RIVER FOREST, ILLINOIS 60305
(WEST SUBURBAN CHICAGO)



Where the
HAM IS KING!

HAM-ADS

(1) Advertising shall pertain to products and services which are related to amateur radio.

(2) No display of any character will be accepted, nor can any special typographical arrangement, such as all or part capital letters be used which would tend to make one advertisement stand out from the others. No Box Reply Service can be maintained in these columns nor may commercial type copy be signed solely with amateur call letters. Ham-ads signed only with a post office box or telephone number without identifying signature cannot be accepted.

(3) The Ham-Ad rate is 35¢ per word, except as noted in paragraph (6) below.

(4) Remittance in full must accompany copy, since Ham-Ads are not carried on our books. No cash or contract discount or agency commission will be allowed.

(5) Closing date for Ham-Ads is the 20th of the second month preceding publication date.

(6) A special rate of 10¢ per word will apply to advertising which, in our judgment, is obviously non-commercial in nature. Thus, advertising of bona fide surplus equipment owned, used and for sale by an individual or apparatus offered for exchange or advertising inquiring for special equipment, takes the 10¢ rate. Address and signature are charged for, except there is no charge for zipcode, which is essential you furnish. An attempt to deal in apparatus in quantity for profit, even if by an individual, is commercial and all advertising so classified takes the 35¢ rate. Provisions of paragraphs (1), (2) and (5), apply to all advertising in this column regardless of advertising rate.

(7) Because error is more easily avoided, it is requested copy, signature and address be printed plainly on one side of paper only. Typewritten copy preferred but handwritten signature must accompany all authorized insertions. No checking-copies can be supplied.

(8) No advertisement may use more than 100 words in any one advertisement, nor more than one ad in one issue.

(9) Due to the tightness of production schedules, cancellation of a Ham-Ad already accepted cannot be guaranteed beyond the deadline noted in paragraph (5) above.

Having made no investigation of the advertisers in the classified columns except those obviously commercial in character, the publishers of QST are unable to vouch for their integrity or for the grade or character of the products or services advertised.

ROCHESTER, N.Y. is again Hamfest. VHF meet and flea market headquarters for largest event in northeast, May 6, 1970. Write W3WY Hamfest, Box 188, Rochester, N.Y. 14603.

R. L. Drake Co. Notice: come say hello to the fellows from the R. L. Drake Company at the following conventions: San Diego, California, Southwestern Div. ARRL, October 17-19, Las Vegas, Nevada, SAROC convention, Jan 7-11, 1970. The R. L. Drake Company now open after vacation shutdown, fellas!

A.W.A. National Amateur Radio Historical Conference, Oct. 3, 4, and 5, East Greenwich, Rhode Island. A weekend of nostalgic memories: Spark transmitters, Crystal sets, Hartley and Regenerative Receivers. Everyone Welcome! Write W2OY.

OCTOBER 12th is the date of the year's big event: The Miami County ARC Hamboree Fleamarket at Fairgrounds in Troy, Ohio. Open sales from 10 till ???, Auction from 3 till 5 p.m. Table space, \$1.00. Donation \$1.00. Held indoors rain or shine. For more info, write W8FW, Box 214, Troy, Ohio 45373.

SEE your picture and a thumbnail sketch or your life in wireless along with many of your old buddies in Spark Gap Times magazine published by the Old Timers Club. Charter membership is offered to all pre-World War I operators, regular membership to any operator licensed 40 years or more ago. Be a recognized pioneer, join the Old Old Timers by writing the Secretary, W5ZC, Bert E. Gamble, 402 Beck Building, Shreveport, Louisiana 71101.

WELCOME TO Maritime, Mobile service net, 14313 KHz, daily 2130Z, Amateur Radio's service to the Fleet. Vic Barry RDC USS Corry, DD817 FPO N. Y., N. Y. 10950

INVITATIONS: New York Radio Club invites New York Area hams and SWLS to its regular monthly meetings, the second Monday of each month at the Hotel George Washington, Lexington Ave. and 23rd St. at 8 P.M. W2ATT, New York Radio Club.

OCWA—Quarter Century Wireless Association is a non-profit organization founded 1947. Any amateur radio operator licensed 25 or more years is eligible for membership. Write for information, A. J. Gironda, W2JE, 1417 Stonybrook Ave., Mamaroneck, N.Y. 10453.

MICHIGAN Hams! Amateur supplies, standard brands, Store hours 0830 to 1730 Monday through Saturday, Roy J. Purchase, W8RP, Purchase Radio Supply, 327 E. Hoover St., Ann Arbor, Michigan 48104, Tel. Normandy 8-8262.

VHF ROUNDUP, The Syracuse VHF Roundup will be held October 11, 1969, at Three Rivers Inn, Route 57, 10 miles north of Syracuse. Info and tickets: write W2RHQ, Sellwood, 902 First North St., Syracuse, N.Y. 12180.

CHECK your first 2-way radio contact. If it was 40 or more years ago, you are eligible for membership in the most exclusive club in all of Amateur Radio, The Old, Old Timers Club. Write for membership application and details, Bert E. Gamble, W5ZC, Executive Secretary, 402 Beck Building, Shreveport, La. 71101.

WANT Early issues of Pioneer Wireless Magazines for W4AA Historical Library. Wayne Nelson, Concord, N. C. 28025.

QSLs?? SWLs?? America's finest! Personalized, made-to-order! Samples, 25¢. Deluxe, 35¢. Religious, 25¢ (refunded). Sakkers, W8DED, Box 218, Ham Print Shop, Holland, Michigan 49423.

QSLs—100, \$1.40 and up, postpaid. Samples, dime. Holland, R.J. Box 649, Duluth, Minn. 55803.

C. FRITZ—QSLs that you're proud to send, bring greater returns! Samples 25¢ deductible. Box 1684, Scottsdale, Arizona 85252.

QSLs "Brownie" W3CJL, 3111 Lehigh, Allentown, Penna. 18103. Samples 10¢. Catalog 25¢.

QSLs. With all this competition, you've gotta have something different. Try us. Samples 10¢. Alkanprint, Box 5494, Minneapolis, Minn. 55408.

QSL stamp and call brings samples. Eddie Scott, W3CSX, Fairplay, Md. 21733.

QSL Free samples, attractive designs. Fast return, W7IIZ Press, Box 2387, Eugene, Oregon 97402.

QSLs—SWLS, Samples 25 cents. Malgo Press, Box 375, M. O. Toledo, Ohio 43601.

QSLs SWLS Hundred \$2.00, samples dime. Garra, 414 Mahoning St., Lehighton, Penna. 18235.

DELUXE QSLs Petty, W2HAZ, P. O. Box 5237, Trenton, N.J. 08638. Samples 10¢.

10¢ Brings free samples, Harry R. Sims, 3227 Missouri Ave., St. Louis, Mo. 63118.

RUBBER Stamps \$1.25 includes tax and postage. Clint's Radio, W2UD0, 32 Cumberland Ave., Verona, N.J. 07044.

3-LINE engraved badge, any color, \$1.25. Special rates to clubs. Fallert's Engraving, 121 N.C. St., Hamilton, Ohio 45013.

QSLs, Free samples, rubber stamps, address labels, stationery, Quality with Service. R. A. Larson Press, Box 45, Fairport, N.Y. 14450.

QSLs, samples 10¢. Fred Leyden, WINZJ, 454 Proctor Ave., Revere, Massachusetts 02151.

QSLs by K1FF: \$2.00 for 100. Others at reasonable prices. Samples 25¢ (deductible). K1FF QSLs, Box 33, Melrose, Mass. 02177.

QSL, SWL, cards that are different Quality Card stock, Samples, 10¢. Home Print, 2416 Elmo Ave., Hamilton, Ohio 45015.

QSLs, Radio Press, 15008 Orchard Ave., Poway, Calif. 92064.

CREATIVE QSL Cards, Personal attention. Imaginative new designs, send 25¢. Receive catalog samples, and 50¢ refund coupon. Wilkins Printing, Box 787-1, Atascadero, Calif. 93422.

QSLs, SWLS, XYL-OMS, Sample assortment, 25¢. All the fabulous designs of the late Warren Rogers, KØAAB, Patterson Printing Co., 961 Arcade St., St. Paul, Minnesota 55106.

QSLs 300 for \$4.35, samples 10¢. W9SKR, George Vesely Ret. #1, #100 Wilson Road, Inglewood, Ill. 60041.

QSL cards Finest quality. Economical prices. Fast service. Free samples, Little Print Shop, Drawer 9848, Austin, Texas 78757.

QSLs-100 3-color glossy \$3.50; silver globe on front; report form on back. Free samples. Rusprint, Box 7575, Kansas City Mo. 64116.

QSLs, Gorgeous rainbows, cartoons, etc. Top quality! Low prices! Samples 10¢ refundable. Joe Harms, WAFJE/W3COP, 905 Fernald, Edgewater, Fla. 32032.

QSLs SWLS, WPE, Samples 15¢ in adv. Nicholas & Son Printery, P.O. Box 11184, Phoenix, Ariz. 85017.

RUBBER Stamps, 3-line address \$1.50. J. P. Maguire Company, 448 Proctor Avenue, Revere, Massachusetts 02151.

QSLs, finest YLRL's, OM's samples 10¢ W2DJH Press, Warrensburg, N.Y. 12885.

QSLs, Neat, Quick, 10¢, Filmcrafters, Box 304, Martin's Ferry, Ohio 43935.

QSLs Kromekote glossy 2 & 3 colors, attractive, distinctive. Choice of colors, one hundred—\$3.00 up. Sample 15¢. Asent for Cal-D-Calls, K2VOB Press, 457 Chancellor Ave., Newark, N.J. 07112.

3-D QSLs—The modern concept that makes all others old-fashioned. Samples 25¢ (refundable), 3-D QSL, Co., Monson 2, Mass. 01057.

EMBOSSED QSL's, Free Samples, with cut catalog 25 cents. Ace Printing Service, 6901 Clark Ave., Cleveland, Ohio 44102.

ORIGINAL EZ-IN double holders display, 20 cards each in plastic, 3 for \$1.00 or 10 for \$3.00 prepaid and guaranteed. Free samples to Dealers or Clubs, Tepabco, John K4NMT, Box 198, Balltown, Tenn. 37066.

LOW Priced QSLs! Free samples! K.L.L. Press, Box 258, Martinsville, N.J. 08836.

QSLs 3-color glossy 100, \$4.50. Rutgers Vari-Typing Service. Free samples, Thomas St., Riegel Ridge, Millford, N.J. 08848.

RUBBER Stamps, badges, nameplates, Fast accurate delivery. Request price info and style charts from Fulton Rubber Stamps, Route 216-A, Fulton, Maryland 20759.

PICTURE QSL cards of your shack, etc. from your photograph, \$00, \$12.00, 1000, \$15.25. Also unusual non-picture designs. Generous sample pack, 20¢. Half pound of samples 50¢. Raun's, 4154 Fifth St., Philadelphia, Penna. 19140.

RUBBER Stamps, 2 for \$1.00. E. Mack, Box 8151, Rochester, N.Y. 14603.

PROP Pitch rotor, WW2, small, excellent, \$45.00. Link, 1081 Aron St., Cocoa, Fla. 32922.

WANTED: Military and commercial laboratory test equipment. Electronicraft, Box 13, Binghamton, N.Y. 13902.

FILTER-Condensers: Aerovox oil-filled 100 mfd. @ 3000vdc condensers, \$30.00 each. Basil J. Weaver, 1821-C Ave. M, Lubbock, Texas 79401.

CANADIANS: Drake 2-B receiver, in exlnt condx. with manual: \$250.00 VOIIL, 558 Topnil Rd., St. John's, Nfld. Canada.

NOVICE Crystals: 40-15M \$1.33, 80M \$1.83. Free list. Nat Stunnette, Umatilla, Fla. 32784.

NORTHERN California hams: best deals, new and reconditioned equipment. Write, call or stop for free estimate. The Wireless Shop, 1305 Tennessee, Vallejo, Calif. 94590. Tel: 707-643-2797.

SELL swap and buy ancient radio set and parts magazines. Lavery, 118 N. Wycomb, Lansdowne, Penna. 19050.

DUMMY Loads, 1 KW, all-band, \$7.95; wired, \$12.95. Ham Kits, P. O. Box 175, Cranford, N. J. 07016.

POLICE Fire Radio Dispatcher directories! Exclusive official directories; Call signs, frequencies of local, county, state agencies, National. For all VHF fans, CD, AREC, RACES, MARS. VFD's Catalog for stamp. Communications, Box 56-T Comack, N.Y. 11752.

WANTED: Military, commercial, surplus, airborne, ground, transmitters, receivers, test-sets, especially Collins Airborne. We pay cash, and freight. Ritco Electronics, Box 156-Q567, Annandale, Va. Phone: 703-560-5480 collect.

WANTED: 2 to 12 304T tubes, Callanan, W9AU, 625 West Jackson Blvd., Chicago, Ill. 60606. (Note new address, fellast)

HAM'S Spanish-English manual \$3.00 Ppd., Gabriel, K4BZY, 1329 N. E. 4th Ave., Fort Lauderdale, Fla. 33304.

WANTED: For personal collection: How to Become a Radio Amateur, Edition 9; The Radio Amateur's License Manual, Edition 12. WICUT, 18 Mohawk Dr., Unionville, Conn. 06085.

TUBES, test equipment, transmitters or receivers. Any and all types bought for cash or trade on new or used ham gear. At Ground Electronics, 64 Grand Place Kearny, New Jersey 08032.

QST's Wanted: December 1915 to December 1916, 1913, IRE Proceedings. Any unreasonable price! Ted Dames, W2KUW, 308 Hickory Street, Arlington, New Jersey.

FOR Sale: SB-101 and SB-200. Wanted, kits to wire. Heath preferred, 12% of cost, some in stock. Professionally wired. Lan Richter, K3SUN, 131 Florence Drive, Harrisburg, Penna. 17112.

WE buy all types of tubes for cash, especially Eimac, subject to our test. Maritime International Co., Box 516 Hempstead, N.Y. 11551.

CASH Paid for your unused Tubes and good Ham and Commercial equipment. Send list to Barry, W2LNI, Barry Electronics, 512 Broadway N.Y., N.Y. 10012. Tel: (212) 925-7000.

TOROIDs, 88 mh unceased, \$5/2.50, Postpaid. Humphrey, WA6FKN, Box 34, Dixon, Calif.

WANTED, Tubes and all aircraft and ground radios. Units like 17L, 51X, 618T or S, R388, R390, GRC, and 51 series Collins unit. Test equipment, everything URM, AEM, GRM, etc. Best offer paid. 22 years of field dealing. Ted Dames Co., 308 Hickory St., Arlington, New Jersey 07032.

INTERESTING Sample copy free. Write: "The Ham Trader," Sycamore, Illinois 60178.

RTTY gear for sale. List issued monthly, 88 or 44 Mhz toroids, five for \$2.50 postpaid. Elliot Buchanan & Assoc. Inc. Buck, W6VPC, 11067 Mandana Blvd., Oakland, Calif. 94601.

FOR SALE at sacrifice prices. Am reducing size of station. Collins cabinet model 51-J-4 serial 5676 with 3kc and 6 kc mechanical filters, \$575. Collins external PTO for KWM-2 \$90. Both equipments in perfect condition. Ferris Model 2-D A-M 85 kc to 40 mc signal generator. Perfect operation but could use recalibration. \$100. Sorry cannot ship. Equipment must be picked up. John B. Reid, W2RID, 350 West 37 Street, New York, N.Y. 10019. (212) 883-0038.

WANTED: Tower, give details in first letter. Ray Ziminski, W2BZV, 1634 Warren St., East Meadow, L.I., N.Y. 11554.

HEATH HW-16 C.W. transceiver, excellent condition. Asking \$87.00. Phil Goodman, WA9VWE, 347 Hampton Road, Hoffman Estates, Ill. 60172. Tel: a.c. (312)-529-9410.

FOR Sale: DX-60 Novice transmitter, \$55; HQ-110 AC, \$110.00; HG-10 VFO, \$20.00; Dow-Key DK-60 antenna relay, \$10.00. Walt Edge, WA2ICN, 104 Forest Ave., West Caldwell, N.J. 07066.

HALLICRAFTERS SX-71 double conversion receiver, bandspread, speaker, Johnson Challenger xmitr, 80-6 meters. 120 W C W, A.M. w/relay. Both \$130.00. NYC area only. WA2CEW, tel: a.c. (212)-763-3537.

SELL: Drake TR-3, AC-3, MS-3, microphone, \$350.00; RV-3, \$70.00 or \$50.00 if sold with above package. Clean, modified at Drake factory, new type relay. Original cartons. WRBZR, 763 Winterberry Place, Mansfield, Ohio 44905.

THOR 6 with 417 AC p/s, \$140.00; 22'er like new, \$150.00; 3 BC-611-D with book, \$20.00; TS-382 AF gen., \$100.00; Lambda O-30 VDC @ 2, a solid-state regulated p/s \$70. Late Swan 500, \$320.00; 117XE, \$65.00; 405X, \$30.00; DC module, \$40.00; package \$430.00. Reid, 405 4th Place, Merritt Island, Fla. 32952.

SELL OSTs 1943 to date; CO 1946 to date; 73, Ham Radio. Heavy linear parts, 4-1000As, vacuum variables, power supplies to 7500 at 1.5 amps. SASE for list. J. E. McGraw, W5QB, 7964 San Jose Road, El Paso, Texas 79915.

EIMAC 4CX250Bs, new-sealed containers, \$27.00 each, plus shipping. Write for discount prices on new amateur equipment. Nova Electronics, 3012 Ross, Dallas, Texas 75204.

DX Awards Log. This 150-page book just published giving number and type of contacts needed for over 100 major awards for hams and SWLS by clubs world-wide includes cost and how and where to apply. Individual logs provided for each award to keep complete record of contacts and confirmations. Required over two years to prepare. Most complete and up-to-date source of DX Awards available, \$3.95 postage paid (\$4.95 foreign). The McMahon Co. (W6LZE, R. McMahon) 1055 So. Oak Knoll, Pasadena, Calif. 91106.

SELL: Factory aligned TR-108, brand new, best offer. WA9-BYR, 627 Dundee Ave., Barrington, Ill. 60010.

RARE Like-new 5114 Collins w/3 filters and SSB Product Detector, cabinet, non-military. Best receiver made, Serial 4432, \$850.00. VHF/UHF gear. List stamp. Send yours. WA4PI, Box 4095, Arlington, Virginia 22204.

HALLICRAFTERS SX-111 in like-new condition, \$120.00. WBZYCT, Michael Mar, 1460 Gun Hill Road, Bronx, N.Y. 10469. Tel: a.c. (212)-652-9383.

WANTED: Collins 32S-1, 3 w/a.c. power supply, 75S-3, B, C; Hallicrafters HT-44 w/a.c. power supply. Must be mint condx w/manuals. WA6JWK/4, 2304 N. Florida St., Arlington, Virginia 22207.

JOHNSON 500, 10 thru 80, AM, 500 watts, clean, excellent condition. \$250.00. Prefer local pickup. Hiner, Tupper, WITF, Box 87, Melvin Village, N.H. 03850. Tel: a.c. (603)-544-3421.

UNCLE Sam calls: Must sell NCX-3 and NCX-A, D-104 mike; SB-610 monitor scope, Millen Grid Dipper, 14VQ vertical, all manuals, cables, \$275.00. WA9EBS, 1123 Fairview, Lombard, Ill. 60148.

SWAN 500, Best offer over \$350.00; excellent condition. WA3EYM, 5944 Doris Drive, Erie, Pennsylvania 16509.

JENNINGS Variable capacitor, 20 PF, 30 K.V. w/tuning head, Varian #220B. Both excellent, \$50/e a. Wollensak T-1500 w/remote control and accessories. Excitnt. \$100.00. Robert Yarmus, 5900 Arlington Ave., Riverdale, N.Y. 10471. Tel: a.c. (212)-88-6336.

COMPLETE CREI Radio Broadcast course, 1944 vintage, but in excellent condition; radio principles taught are applicable today. Will swap amateur radio equipment including favorite surplus items SCR-522 or TCS-series. Bill Ussery, WASSCO, P.O. Box 40, Pearl River, La. 70452.

WANTED: 160-meter fone transmitter good condition 100 to 300 watts, also 5-band mobile transceiver in good condition. Will pick up if within 250 miles radius. When writing give phone number. Jack C. Castle, P.O. Box 709, Painsville, Kentucky 41240.

SELLING Out: NC-300, \$125.00; Viking Valiant II, \$150.00; EA-33 beam, AR-22 rotor and 40 ft. tilt-over tower, \$100.00. Electro-Voice mics #23, B+W filter, SWR etc. All are in A-1 condx. Entire package much cheaper! W4FKA, 339 Sierra Dr., Lexington, Ky. 40505.

RCA Receiver AR-77, 540-31,000 Kcs. in six bands, v/clean, \$77; Heath Twoer, \$26.00; Lunch box mobile p/s, \$9.00; Globe Model 6-2 VFO for 6 and 2 meters, \$13.00; Lettine model 242 6-meter AM xmitr, \$35.00. W2ZN, 3 Puddinastone Ct., Morristown, N.J. 07960.

GOOD Deals on new and used ham gear. Write Steve Havobstak, 514 Yellowstone, Billings, Montana 59102.

SELLING As is Globe Chief, \$15.00; Lafayette HA-230, \$75.00; Eico 722, \$35.00; UM-1 Globe modulator, \$20.00; Heath Sixer, \$30.00. W8K2DP, Tel: a.c. (212)-HA8-2746.

W5BOC Estate. Make offer on following: 32S-3, Drake 2B, 2A, 2A-Q, two Simpson 270, leather case; two Weller D-440, Craftsman #5401 soldering iron, Craftsman vise #6182; Craftsman tap and die, #5504; BC-221 with book and power supply; Heathkit vacuum tube voltmeter, Heathkit 10-12 r/mc, Heathkit capacity checker, B+W grid dip meter 600 RME 45, 813s final, two commercial dummy loads, two new 3-400Z, one new 4-400A, B+W 850A, 5 variacs, 200 new and used meters, transformers, filter condensers, Logan #20 lathe, Delta 60-3342 table saw, Oliver #713 jig saw, Delta Drill Press, SASE, Jim Stroman, Lometa, Texas 76853.

TELETYPE Picture for sale, 50 pictures for \$1.00. Perforated and audio tapes also available. Pictures for Volume 2 now solicited. Grene, W9DGV, 2210-30th St., Rock Island, Illinois 61201.

WRL DB-84 and 400 watt a.c. power supply, both factory-conditioned and unused Mic and antenna, all for only \$199.00 postpaid. Hammarlund HQ-110C with speaker and Mosley RB-5 80-10M antenna, all for \$110.00 postpaid. Mosley 40-D dipole loading coil for 40 meters, \$7.00 postpaid. K7BGU, Adolph, Box 744, Provo, Utah 84601.

TOROIDs 88 or 44 mhz, center-tapped not potted \$5/2.00 postpaid. FRXD 14 typing reperf-TD combination, sync motor, \$25.00. Deskfax #6500 complete facsimile transceiver including receiving converter, \$20; LO-15 page-printer, with all covers, table, reperf and TD built-in like Model 19 set., \$100; 11/16" reperf tape (fresh) \$3.00/box/10 rolls. Drake 2B & 2BQ receiver, \$170.00; Hammarlund HQ-140X general coverage, \$100.00; CD Gonset Comet IV, two-meters, \$150.00. Wanted: Ham-M, tower, AR-3 speakers, \$25 plug-in for HP counter. Stamp for list. Van, W2DLT, 302Z Passaic Ave., Stirling, N.J. 07980.

RME-6900 and matching speaker 6901, mint condition, all new tubes, instrument aligned, guaranteed, \$200.00; GR-64 \$30.00; Globe Chief 90, \$30.00. All with manuals. Paul Peterson, W9NDGQ, 15 Woodward Ave., Athens, Ohio 45701. Tel: 614-593-3600.

SALE: NC-303, \$225.00; NC-400, \$375.00, both excellent. Michael A. Sciotto, 98 Southlawn Ave., Dobbs Ferry, N.Y. 10522. Tel: 914-OW-3-1946.

CENTRAL Electronics 20A; CB458VFO, cabinet model, \$100 F.o.b. Central Electronics 10B, 458VFO, rack-mount mounted in brand new Bud cabinet, 4-sets band coils, mint condx. \$75.00 F.o.b. Drake 2A, xtal calibrator, in mint condx, converted for MARS, WWV reception, \$150.00 F.o.b. Will ship any or all. Don Whitney, K5GKN, P.O. Box 249, Osceola, Ar. 72370.

PREPARE for FCC Exams! You need posi-check. Not a copy of anything. Original expertly devised, multiple-choice questions covering materials used in FCC exams, in the same form as FCC exams, with keyed answers, explanations, IBM sheets for self-testing. Over 300 questions and/or diagrams for each class. Each class complete in itself. Basic questions duplicated where they apply. General Class \$3.50. Advanced Class \$4.75. Extra class \$4.00. This class postage prepaid. Add \$2.00 per copy for first class mailing. Add \$2.00 for a check or money order to Posi-Check, P.O. Box 3564, Urbandale Station, Des Moines, Iowa, 50322.

SELL: All kinds of plate and fil. transformers, chokes, capacitors 4-250A, 4-125A, 4-65A, 813 tubes, new, BC-610E parts. Best offer. W3KZ, 441 W. Stafford St., Philadelphia, Penna. 19144.

ANTIQUE Wireless collection for sale: sets, books, magazines, catalogs, etc. Send SASE for list or send listing of your wants. John Walker, 67-61 Alderton St., Reao Park, N.Y. 11374.

HEATH DX-60 with HG-10 VFO, \$60.00; 275W Matchbox with SWR bridge, \$40.00 mint condx. Harold Chinery, K2-AFW, Box 32, Flargtown, N.J. 08821. Tel: 369-4776.

DX-60, HG-10 VFO, Dow-Key relay. Package deal for \$75.00 or best offer. Will sell separately. R. Wanat, 443 Atlas Dr., Madison, Alabama 35758.

SELL: HW-12A, \$75.00; HP-13A, never used, \$50.00. Both are in mint condx. Selling for college expenses. WB4NLW, 2618 South Bay, Georgetown, South Carolina 29440.

WANTED: Vibrating Reed 117 VAC frequency meter. All offers answered. K60CT, 1226 1/2 Olive, El Centro, Calif. 92243.

AMECO Code Course with key and oscillator, \$10.00; ICS color TV course, \$30.00; McGraw Hill electricians course, \$5.00; CIE slide-rule course with Pickett 101C, \$5.00; CREI Electronics Engineering Course, \$5.00; Geniac Calculator \$5.00; Ultrasonic remote control, \$10.00; Ultrasonic leak detector, \$10.00; Ultrasonic intrusion alarm. Best offer. Witmer, 3122 N. Harding, Chicago, Illinois 60618.

TUBES 4D32, \$17.00; 5894, \$13.00 postpaid. Collins 75A2, 32V3 manuals, \$5.00 each postpaid, W8UPG, 651 Sanford Ave., Akron, Ohio 44305.

OPERATOR Consoles, surplus, standard 19-inch racks, top quality, cheap. Walt Becker, 302 Woodland Ave., Cherry Hill, N.J. 08034.

WRLS used gear has trial-terms-guarantee! KWM-1, \$249.95; KWM-2, \$695.00; SR-150, \$299.95; HW-12, \$89.95; Swan 250, \$249.95; WRL DuoBander 84, \$119.95; TR-3, \$369.95; NCX, \$169.95; NC-200, \$249.95; SB-34, \$299.95; Galaxie VMK2, \$279.95; Ranger 99038, Mansel, Free "Galaxy Book" list from WRL, Box 919, Council Bluffs, Iowa 51501.

STOLEN Swan 400 from Hoffmanns, 234 E. 4th St., N.Y.C. June 18th 1969, \$100 Reward.

SELL: NC-300 receiver with xtal, calibrator and speaker, good condition \$150.00, or will trade for Clegg 22'er. Jean Anania, WA2OHL, 10-30 River Road, Fairlawn, N.J. 07410.

SELL Or trade: Hallcrafters SR-160/p.s. 120/150 factory aligned (1969); guaranteed performance. Want: SB-101, HW-100, HW-32A, HP/23 and SB-600 (separate or combo). Send price and condx. K4NDX, 4724 S. Court, Montgomery, Ala. 36105. Tel: a.c. (205)-288-0268.

HENRY 2K, \$500.00. William H. Jay, K4TWK, RFD 3, Box 261A, Douglasville, Georgia 30134.

COLLINS 32S-1, 75S-1, 70K2, mint condition; \$825.00. Jack Woodrow, 6805 Rosemead Blvd., San Gabriel, Calif. 91775.

HALLCRAFTERS HT-37 for sale, and SX-101A. Best offer over \$100 each. W8INV, 11025 Helmut, Chardon, Ohio 44024.

HENRY 2K-3, new, for details and price write: Mel Marsley, 2242 Stevens Ave., Kalamazoo, Michigan 49001. Phone 616-342-8838.

SFL: TR-3, RV-3, AC supply. In exclnt operating condx. Will ship collect. First m.o. for \$350.00. W. P. Steinhauer, W3LHZ, R.D. #1, Dallas, Penna 18612.

SELL: HA-350 Ham-band rcvr. fine condition, including matching speaker and 100 Kc. calibrator, \$80.00. Mosley MC-C-3B Tri-band quad, half-year old, like new condx; \$85.00. Cash please. You must arrange shipping. WN4MGA, 4307 Wynciff Dr., Brewer/Pedin., Richmond, Va. 23235.

HAMMARLUND HQ-170C in perfect condition, with manual, speaker, \$150.00. Will ship collect. David Gillman, Detroit Street, Los Angeles, Calif. 90036.

DRAKE 2-NT xmt, 2-C rcvr (100 Kc calibrator and noise blander) 2-C spkr (Q-multiplier and notch filter) 5 xtals. All cables and instruction booklets. Absolutely mint condition. \$350.00. Will sell together or separately. Mark Wenig, WA2GAV, 18 Vita Road, Totowa, N.J. 07512. Tel: a.c. (201)-256-4577.

WANTED: Good used Mosley TA-32 JR or TA-33 JR Tri-band beam, Robert Newman, K4UWS, 1407 Pinedale Dr., Opelika, Alabama 36801.

HALLCRAFTERS SX-117 rcvr. With all crystals and 100 kc. calibr. Also matching speaker and manual. \$200. Will ship REA. Sam Whitworth, WA4OTC, 402 Concord Ave., Anderson, S.C. 29621.

SELL Or swap: Hallcrafters SX62A. Will add cash for HO-180A or other. Bill Keasler, 311 Shannon, Elburn, Illinois 60119.

FOR Sale: HRO-50T1, \$140.00; 70H2 Collins PTO, \$20.00; 5 and 2.1 Kc. mechanical filters, \$100.00 each and set of HRO coils, \$25.00. Charles Rothrock, K3NBC, 408 Waverly Avenue, Clarkes Summit, Penna. 18411.

TR-4, AC-3, nominal use, cartons, manuals, \$450.00. Bill Strong, WA5KPE, Box 15352, Millsaps College, Jackson, Miss. 39210.

SELLING Out: Hallcrafters HT-37, Drake 2B, 2BO, Collins 75A4, 32S1, 516F2 power supply, teletype gear, dialtal frequency counter, 50 ft. crank-up tillover tower, Ham-M rotor, TC99D Telrex antenna, best offer. Can ship, K5KTQ, 10420 Bellamant, N.E. Albuquerque, New Mexico 87112.

TRADE: 10 year old 75S1 and 32S1. Operating now, in exclnt condx, for similar KWM-2, preferably with mobile equipment. David Blacklock, K5SBQ, 334E Mulberry, San Antonio, Texas 78212.

WORLD QSL Bureau. See ad page 164.

WANTED: Used Johnson Kilowatt Matchbox. State whether with or without SWR Bridge, condition, and price. Dom Macaione, 183 School St., Franklin, Mass. 02038.

STOLEN Equipment: General Electric Master Executive NEM 2-way radio, Serial Number 903 0485, G.E. type number RG647AS11. Stolen from my car at 905 Elm Street, New Haven, Conn. 06511 between 2:00 EDT July 23rd 1969, and 4:00 EDT July 24 1969. Single frequency 36.41 MHz. Thieves removed radio, control head, control cable and antenna. Rig is FCC registered for use on remote pick-up for AM radio station broadcasting. Has FCC Call Sign KM4048. Contact Richard Ertman, WINMZ, at Radio Station WELI, tel: 203-288-6405. Return of radio will not result in prosecution.

TR-3 factory reconditioned, AC, DC, power supplies: D-104 mike and mobile mikes, phone batch. Nutronics antenna 20, 40, 75, \$495.00. Also, Drake 1-A, exclnt condx, \$100.00. K6PEF, 44347 North Glenraven Road, Lancaster, California 93534.

COLLINS KWM-2 with a.c. and d.c. supplies, \$750.00; 75A4, with three filters and spinner knob, \$450.00; HA-2 transverter, with built-in Mosfet preamp, \$225.00. HT-41 linear, \$200.00. All of the above equipment is in exclnt condx. No shipping. sry. K10IQ, 187 Phipps St., Quincy, Mass. Tel: 773-0284.

WANTING To buy: Collins 62S-1. For sale: 500C Swan Transceiver, less than six months old, with a.c. power supply, 117XC, \$525.00. Dr. H. F. Schluetz, WB6HZL, 1134 Tormaline St., San Diego, Calif. 92109. Tel: 488-4784.

SWAN 350C transceiver, 117X power supply, 454X mike, \$350.00; Hallcrafters SX-117 receiver, \$190.00. Ship REA, K6RCKU, Bowen Place, Stony Brook, N.Y. 11790. Tel: a.c. (516)-751-8792.

WANTED in trade: Railroad, streetcar slides, negatives, books, old photos. Trade for ham gear, WASUYM, Box 441, Bellaire, Texas 77401.

I.C.'s factory-fresh Fairchild U1914, 70/, 3 for \$2.00. Motorola MC790P dual flip-flop \$1.75, 3 for \$5.00. Add 15¢ for postage. Logic Components, Box 224, New Canaan, Conn. 06840.

SELL: Eico 753 Transceiver, solid state VFO a good worker, \$125.00. W51W, 2418 Dinah Drive, Port Neches, Texas 77651.

WANTED: Parks 2-meter converter, IF-28-32 Mc., with manual. J. Gysan, W1VYB, 53 Lothrop Street, Beverly, Mass. 01915.

CHRISTIAN Ham Fellowship is now organized for Christian fellowship and witness among licensed amateurs. Free postal tract sample and details on the organization on request. Christian Ham Callbooks, listing members, \$1.00 donation. Christian Ham Fellowship, 5857 Lakeshore Drive, Holland, Michigan 49423.

SELL Apache xmt, and Mohawk rcvr, \$200.00 firm. Free delivery within 100 mile rad. K. Hamilton, 7640 Larkspur, Stockton, Calif. 95207.

COMPLETE station to highest offer. Hallcrafters SX-115, Johnson Invader and Thunderbolt, T-R sw., mike and phone patch. Beautiful handcrafted upright rack on castors. Station had little use. In perfect condx, with all operating manuals. Write to Eastman F. Speed, W4JGL, 377 Marshall Ave., Roanoke, Virginia 24016.

FOR Sale: Swan 250 and 117 power supply, \$350.00, or first best offer. Henry Darrell, 2506 64th, Kansas City, Kans. K6LXU.

WANTED: Drake MN-4; Johnson low-pass, Hustler 4BTV, E-V 727SR or Turner 454, Carsner, 1845 Hornblend, San Diego, Calif. 92109.

RTTY For sale ASR 28 also Electrom F S C. With T.D. Morris Cohen, 400 Brookhaven Road, Wallingford, Penna. 19086. W3JZR.

HALLCRAFTERS SX101 Mark IIIA receiver in excellent condition with R42 bass reflex speaker—\$710.00. Bob Eckert, 133 East 7th Street, Clifton, New Jersey 07011.

SELL/Trade: NEM digital voltmeter, Model 450R complete with 100 Ohm CW, SR-3, RTTY gear, WX equipment. Thomson, 5 Palmer, Gorham, N. Hamp. 03102.

SFLING Out: SX-117 rcvr. and Johnson Ranger xmt with VFO which needs work. Make offer. WA1I2S, 179 Knollwood Street, Springfield, Mass. 01104.

NOVICE Conar 500 receiver, transmitter, key, crystal and manuals, \$50.00 prepaid. Cutter, Box 1074, Glenwood Springs, Colorado 81601.

COLLINS KWM-1 with AC supply \$350. Mint condition. No shipping. R. Lauth, 105 Earnshaw, Dayton, Ohio 45429.

SONY voice controlled microphone like new \$20. Shure Commando microphone, like new, \$7, Telrex Twinstet \$7, Simpson 262 V.O.M. like new best offer, EICO burglar alarm \$5. "People Detector" \$7, Radar sentry \$15, Mohawk midgetane 300 with ampl 402 & leather case like new best offer, Olson wireless remote control 2 TX & 1 RX \$10, Emerson Wondergram Phonograph like new best offer, Witmer, 3122 N. Harding, Chicago, Illinois 60618.

EICO 753 SSB transceiver and 751 AC P.S. F/W \$115 no ship. Carmody, RD3, Canandaigua, N.Y. 14424.

WANTED: Operation Manual for an RME-4300. Art Lynch, WN2IPD, Box 39A, RD No. 1, Ovid, N.Y. 14521.

WANTED: All band vertical tower; tri-band beam, rotator and tower—quality stuff only, please. Also want KSR or ASR model 28 or 35. For sale: Best HRO-60R you've seen, 9 coils in factory wood boxes, original rack, speaker, xtal calibr., FM book etc. Ship anywhere F.O.B. \$350.00. W1UGH/3, Box 114, Arnold, Md. 21012.

WANTED to buy for cash: Heath SB200 Spectrum analyzer in mint condx. Tom Dornback K9MKX, 19 W 167 21 St., Lombard, Ill. 60148.

SELL: Heath DX60, 25W HIFI amp, VM760 recorder, HBR receiver, turntable, etc. SASE for details. Molunex, 5801 Shadesview Drive, Mobile, Ala. 36608

KWM-1, AC, DC supplies, mobile mount \$375. Monitoradio M-160 high band FM 12x receiver \$100. Norman Fertel, WB2-DEC, 1200 Van Nest Avenue, Bronx, New York 10461.

EXCELLENT Ham location hilltop, wonderful view, 3 bdrms, 1 1/2 baths, patio, 2 fireplaces, on 2 large lots, 220 in shack, room for antennas, owner will carry low interest, W6FEX, 4900 La Calandaria Way, Los Angeles, Calif. 90032.

FOR Sale: Hy-Gain TH 4 beam \$70.00. Two TT/L-2 demodulators. One with AN-FGC-1 filters. Both have CRT. Photos on request. Heathkit SSB 401, New, \$250.00. Wm. S. McFadden, W8DFA, 17th & Eoff Sts., Wheeling, W. Va. 26003. Telephone 304-232-2326.

SWAP: Hallicrafters S-120 for Heath DX-60, HW 16. Knight VFO or similar. Bob Felix, 23 Mary Ann Drive, Pittsburgh, Pennsylvania 15227.

SB834 with mike and mobile brackets mint condx. Built in A/C D/C supplies. Best offer over \$250.00. Larry Langevin, 42 Prospect Street, Ludlow, Mass. 01056.

TRADE: camera and darkroom outfit for sbs. cw transmitter or transcr. Consists of Yashica-mat twin lens reflex camera. Mity-lite strobe with high voltage pack. Vivitar enlarger with 2 lenses, Leib valoy enlarger without lens. Gra-lab timer, plus trays, lab glassware, scales with wts. etc. Write for complete list and description. Bob Swaine, P.O. Box 81, Ocala, Fla. 32670.

KWM2 with AC and mobile supplies; 30L1 with extra tubes; VFO or similar; Monitorscope; Hystover; Teletype printer \$1175. F.O.B. 8553 Broadway, Indianapolis 46240. Tel: 317-257-6110.

COLLINS 3253. Good condition. For sale \$500. K6NA, 780 South Grand Avenue, Pasadena, California 91105 (213) 682-2915.

ELDDCO xmitter-300 watt cw & am 80 thru 10-8 xtal pos. VFO - separate final 4125 Gud condx - (no shipping) \$110.00. John Jankowsky (W2EYR), 2288-2nd St., East Meadow, L.I.N.Y. 11554.

FM 450 mc Motorola T44-A \$40. 150 mc 41v 220. Heath capacitorless CT-1 \$5. Pick up only. WIEMP, 203-655-0475. A. J. Ruska, 24 Dickinson Road, Darien, Ct. 06820.

32S-3 No. 13351-75S-B No. 17641 with mechanical filter-516-F2 AC supply No. 23158-306 1 linear No. 2604. This Collins gear in mint condx. \$1500.00 firm. Cash or money order. Joe Tomazic, WA8JUY, 3103 Washinton Boulevard, Cleveland Heights, Ohio 44118.

DRAKE T4X (with B type knob), R4B with five extra crystals, and compact power supply. Excellent condition \$575. Going Signal/One, W8GIF, Gerald L. Park, 517-351-5106, 1022 Cresentwood Road, East Lansing, Michigan 48823.

HRO-60 low frequency coils wanted-G.H.J., Don Voigt, W4-HQ, Box 72, Dallas, N.C. 28806.

JOHNSON Viking kilowatt amplifier pedestal and desk, excellent condition, tubes, \$550. Sepeszy, Piermont, N.H. 03379. Phone 272-5809.

WANTED: Collins S/Line 70K-2 PTO. Good condition. Write giving best price to Mildred France, 121 Seal Drive, Arabi, La. 70032.

WANTED: Leica M-2 or M-3. Will trade ham gear or pay cash. C. Galbreath, W6BWA, 3234 Jaylee Drive, Santa Rosa, Calif. 95404.

SACRIFICE complete station, Drake TR-3, RV3 remote VFO, AC3 P/S, Turner 450C mike \$400. For \$50 extra with above Heath keyer. Vibrokeyer, Knight SWR Bridge, 24 hr. Numechron. Phila. area Tel: 215-489-4275, W3STA, 133 E. First Avenue, Trappe-Colekeville, Pa. 19426.

PERSONALIZE your gear, auto, shirt, belt etc. Self adhering 1/4" thick 24K, gold finished letters, 1" or 2" 49 cents each. 29 cents each. Same call letters. Mei, W5DNL, Box 30173, Dept. 101, B'Ham, Ala. 35222.

SELL: HT-9, all coils. \$75.00; SX-25, \$75.00; Viking I and Heath VF1, VFO, \$100. Zenith Trans-Oceanic, \$25.00. J. P. Hyde, W4BGS, Nokesville, Va. 22123.

HT-44, 200 w. SSB-CW xmttr. New pair matched finals. In exclnt condx. Original owner. WB2GOK, 252 Westville Ave., W. Caldwell, N.J. 07006.

COLLINS 755-3, 325-3; both immaculate condx. little used and in original cartons, \$400, and \$550, respectively. Also beautiful matching, rack-mount solid-state "brute" power supply for 325-3, \$65; DA lambmatica keyer, \$70; Timeter 24-hr. digital clock, \$10.00. First certified check or cashier's check takes each item, except 325-3 and power supply inseparable. Robert Nelson, 2758 Canyon Creek Dr., San Ramon, Calif. 94583.

FOR Sale: Navy RBB and RBC rcvrs with power supplies and manuals. Cash pick-up only. Both for \$100. W3EON, 137 Forge Rd., King of Prussia, Penna. 19406.

FOR Sale: 75S3-B, #85530, 1.5, 2.1 kcs, \$625.00; KWM-2, #12731, 516F-2, \$775; HO-13, \$35.00; Henry 2K-2, spare 1-400-Z, \$575; F45J1-N5, \$45.00; F500R-31, \$35.00. C-E OT-1, \$10.00; SW-30, 14-117, 117-CK, \$395.00. J. W. Craig, 439 Fernburne Ave., Portsmouth, N.H. 03801. Tel: (603)-436-9062.

FICO 720 transmitter, excellent condx, \$50.00; also Heath tower with D/C supply, \$30.00. Jim Simons, W6AGONK, 1430 Old Mill Road, San Marino, California 91108. Tel: a.c. (213)-793-9011.

ESTATE: HW-22A w/manual, \$80.00; HD-20 100 Kc. val calibr. \$10.00; sxd condx. Will ship. Don Lomax, WA7GWF, Rte 4, Box 92-B, Olympia, Wash. 98501.

VALIANT II, \$175; Hallicrafters S-108 rcvr, \$49.00. Mackay 128AX 15-650 Kc. \$25.00. Ken Cossaboom, 47 Wild Rose Dr., Andover, Mass. 01810.

SELL: DX60-A and HG-10B, \$70.00. Dow relay, Shure 44A, WA9VEF, 403 E. State, Huntington, Ind. 46750.

WANTED: Lorch HR-240 or Rascal 6217. Condition, price, SW accessories available. Write to: Boris Malinowsky, 169 East 32nd St. 6. Paterson, N.J. 07514.

HEATH SB-400 SSB-CW transmitter, all crystals, with 401 L-60 relay and tube setup. Factory aligned and setup. Used for 56 QSOs. \$205. Hammarlund HQ-170AC 160-6 SSB-CW receiver, top shape, \$165. Heath SSB mike, \$15. Heath 10-12 lab scope, brand new, \$70. Fred, 716-873-5739.

FOR Sale: 99'er \$59.95; HO-129X, \$59.95; DX-20, \$20.00; Craig 212 w/ac \$24.95. Heath Twoer \$24.95. K4JCX, Box 162, Oak Ridge, Tenn. 37830.

HEATH HR-10B with HR-10-1 crystal calibrator. New condition used less than 100 hrs. Excellent alignment and performance on all bands. Will ship parcel postpaid, \$75.00. K7J-GJM, Mendenhall Apts. No. 911, Juneau, Alaska 99801.

FOR Sale Hallicrafters S-120 and external vacuum tube 6-meter operating on V & VM principles, \$60.00. Ameco PCL 160-6 meter preamp, \$20.00. Package deal, \$70.00. Eico 720 Grid dip meter, \$30.00. I pay shipping. Kenneth Iles, 419 Chicago St., Litchfield, Michigan 49522.

HALLICRAFTERS HT-32, HT-33, SX-101A. Superb condition. New pair of spare 4CX300's. \$600. Professor Colton Tullen, K2PXQ, Department of Physics, County College of Morris, Dover, New Jersey 07801.

POLY-COMM 6 including original "individual-test-data-sheet", 110v or 12v. Hallicrafters SX-101A, matching R-48 speaker. Both immaculate, excellent working condition, including manuals. Going SSB, first \$180, each or trade for SSB transceiver. Own-no-junk: want-no-junk! Globe King 500C, manual, new 4-400A, excellent working condx. \$150.00. Certified checks only. You pay postage. WBAHEM; 300 Racetrack Road, Ft. Walton Beach, Florida 32548. Tel: 904-242-8303.

SELLING HA-350 with crystal calibrator, matching speaker, original carton \$85. DX-40 with assorted crystals \$35. Charles Vilagos, WN2ICV, 15 Indian Drive, Woodcliff Lake, N.J. 07675.

DISCOUNT Prices. New equipment, factory sealed cartons, full warranty. New Drake T4X-B, \$382.00; R4-B, \$365.00; L4-B, \$64.00; \$210.00. New Galaxy R-530, \$390.00; GT-550, \$404.00; Swan Cymet \$365.00; CDR Ham-M, \$99.95; TR-44, \$59.95. Big discounts on all brands of equipment, towers and antennas. New Hy-Gain TH6DXX, \$140.00; TH6DXX, \$140.00; TH3MK3, \$113.00; New Mosley TA-36, \$143.00; TA-33, \$113.00; CL-33, \$123.00; CL-36, \$146.00. Big savings on Tri-Ex towers. New W-51 (reg. \$393) \$333 prepaid. New W-67 (reg. \$851) \$74 prepaid. Send for quote on all types new equipment. Terms: 30 days no trade-in. Manufacturers warranty. Edwards Electronics, 1316-19th Street, Lubbock, Texas 79401.

RTTY-Mainline TT/L-2, 850 and 170 bandpass and discriminator filters, \$110.00 or your best offer. Would consider trade for 2-meter FM gear within state. WA9CWE, Steve Riley, RR #2, Box 377, Alexandria, Indiana 46001.

COLLINS 75A3, \$250.00. Prefer local deal. Call 201-676-0626. Verona, N.J. 9-5. Helfrick.

SELL: Drake 2NT transmitter. Make offer. Marv Aden, WB9AAT, 1400 East Lyn Ct., Homewood, Illinois 60430.

GONSET GSB-100, \$150.00; NC-100, \$125.00; Knight T-150, \$35.00, excellent! Jack Firkins, 406 West Maple, Centerville, Iowa 52544.

SELL: Collins 75A1, \$150.00. Teletype Model 19 EW HB RTTY converter, \$150.00. Will not ship, sry. K1FNP, Clayt, 184 Burton Street, Bristol, Connecticut 06010. Tel: a.c. (203)-583-2345.

SELL: Unused new Drake TR-4, AC4, DC-4, MS-4, mobile mount and Astatic hand mike. \$859 value for \$750.00. Buyer to pick up, W2EQQ/4, Carnett, 4 Stanford Street, Johnson City, N.Y. 13790.

WANTED: Very low frequency Navy receiver. Must be in good condx. State cash price and model number. Archie Chevalier, P.O. Box 314, Friday Harbor, Washington 98250.

GOOD Old rurs, QST, Handbooks, COs, SASE for details. R. W. Woodward, W1VW, 41 Middlefield Drive, West Hartford, Conn. 06107.

INTEGRATED Circuits: New Fairchild MicroLogic; epoxy TO-5 package, 900 buffers, 914 gates, 60¢ each, 923 J-K flip-flop, 90¢ each. Guaranteed. Add 15¢ postage. HAL Devices, Box 3650, Urbana, Illinois 61801.

SELL: Heath SB-401, \$280; SB-301 with c.w. filter, \$270; SB-600, \$15.00. All like-new and professionally wired. 4CX-100A, \$65.00. W7AVS, 7818 E. Oak St., Scottsdale, Ariz. 85257.

HY-GAIN TH3-JR and BN-86 balun purchased new 8-7-69, \$56.00. Going mobile S. Kurtzman, K6RMM, 4919 1/2 Gloria Ave., Encino, Calif. 91316.

SELL: Immaculate HQ-170A, Ameco 6M preamp, \$210.00; SB-301 AM filter, \$14; SX-99, \$55. W1ZPB, Mount Hermon, Mass. 01354. Tel: 413-498-2729.

ANTIQUE/Classic auto wanted. Swap 2KW Hallicrafters SR-2000, power supply and remote w/f.c. plus a couple 'a shekels'. Bob Rinaldi, W1CNY, c/o 225 Main Street, Newington, Conn. 06111.

SWAN 500C-117XC, 12 VDC, 508VFO, MARS Oscillator, mint, \$685 complete. WA3HMO, 301 Blacksmith Road, Camphill, Penna. 17011. Individual prices by s.a.s.e.

BARGAIN! 65-foot tilt-over tower, quad and TR-44 rotor, \$100.00; SB-100 and HP-23 factory-aligned and used by VJL, \$350.00; HQ-110 and manual, \$99.00. Bruce Dahl, WA0GQJ, 2114 First Ave., South, Fargo, N. Dak. 58102.

TRADE: PMR6 for Twoer; sell: KW Matchbox, \$125.00, and Gonset 500W amp. \$200.00. Scott Anderson, General Delivery, Kerby, Oreon, 97531.

GALAXY III with AC; 80-420 SSB rcvrs, \$160.00. Aron Faesre, Reed College, Portland, Oreon 97202.

SWAP F/W Vallant I, in FB condx, for linear amp or rcvr. WA0UAG, P. O. Box 97, Bird Island, Minn. 55310.

LAMPKIN PPM Meter, immaculate, and 105-B frequency meter. Both for \$250.00. Paul C. Crum, W9LC, 6272 N. Cicero Ave., Chicago, Ill. 60646.

NOVICE, Tech. General, HQ110-AC Hammarlund receiver, 160 to 6 meters, c.w., a.m.-s.s.b. In exclnt condx, \$140.00. T. R. Troike, WA8VOE, 909 5th St., Sandusky, Ohio 44870.

FOR Sale: Gonset GSB-100, SSB, AM, CW transmitter, \$120.00; Drake 2A rcvr, \$140.00. Both are in like-new condx. Richard Morin, 121 Fort Meadow Drive, Hudson, Mass. 01749.

GALAXY GT550 A.C. Supply, Speaker, VOX, calibrator, VFO, and watt-meter. Like-new condx. \$575.00 complete. F.o.b. WA9AUB, 8600 Crystal, Kansas City, Missouri 64138. Tel: a.c. 816-356-2548.

FOR Sale; or trade: SX-140 rec, best offer. Wanted: Johnson VFO or equiv. Tom Leshner, K3NCU.

FOR Sale: 50-watt, 2 meter base station, full metering, single frequency, more can be added: Motorola, 140-D transmitter, Sensicon receiver, new heavy-duty relay microphone included, in gud condx. \$90.00. Jere Bruning, WA0UQA, White Cloud, Kansas 6694.

SELL: Johnson Viking 500, 10 thru 80 M, on SSB with CE-204 exciter, 458 VFO, HB attenuator, Drake 2B and Collins 75A1 receivers; Jensen speaker, manuals, cables. See in working condx; pick-up deal only, Sry, No shipping. First reasonable offer accepted. Ted Weiss, K2SBE, 3508 Kinas College Place, NYC 10467. Tel: OL53743.

HEATH HW-16 c.w. transceiver and HG-10 matching VFO; Monarch semi-automatic key, speaker, phones and small items: \$90.00. Also Hallcrafters SX-130, General coverage receiver \$110.00. F. D. White, 101 Bill Santee, W9NZMF, 70 S. Lake St., Mundelein, Illinois 60060.

FOR Sale: Drake L-4B amplifier, like new condx: \$425.00. K1PNL. Tel: a.c. 203-583-5433.

HALLCRAFTERS SR-400 and P-500, \$695, xcint condx: SX-117 receiver, \$229.00; also xcint: A150A's, \$6.00; 4CX-250K's, \$19.00; Heath OF-1 Q-multiplier, \$7.00 and MT-1 xmtr and power, \$39.00. International Crystal FCV-2 meter converter and power, \$15.00. Postpaid 48 St. USA. Offers OK. WA6BWB, 13241 Eton Place, Santa Ana, Calif. 92705.

AMECO TX-62, in perf. condx, used only 6 months, \$105.00. Also CN-144 14-18 Mc i.f., plus PV-144 preamp, plus P-1 power supply, \$35.00. Ameco CB-6 7-11 Mc. i.f., \$15.00. Hallcrafters HA-5 VFO with 2 meter xtal, \$50.00. Sixer, \$25.00. Joint condx. Entire setup: \$215.00. John Young, WB2RRR/WA1HVW, Phillips Exeter Academy, Exeter, N.H. 03833.

CRYSTALS: Amateur, MARS, Commercial, Marine, etc. Novice 40 or 80 meter bands Type FT-243 etched to freq. .02% accuracy, \$1.50 each; 3400 kc, to 10,000 kc. .01% accuracy Type FT-243, \$1.90 each. 2000 kc, to 3399 kc. .01% accuracy \$2.50 each, add 50¢ for .005% accuracy. Add 50¢ for Type HC67 metal holder. State your frequency and type. Postage prepaid. Quality crystals since 1929. Precision Piezo Service, 427 Mayflower St., Baton Rouge, La. 70802.

PHOENIX Area, or will ship f.o.b. Swan Mark I linear 2000 wats P.E.P. recently factory updated, new Elmac finals, all in sealed cartons, now strictly mobile. \$315.00 first certified check. Also, complete Novice station, HQ-160, matching spkr, DX-40, Monitor, HQ10 VFO, SWR Bridge, Dow relay, Shure mike, weighted key, ear phones, manuals, connecting cables. First certified check \$250. F.o.b. Solid packing, W4K VK, 21 Ken Stroud, 4139 E. McDowell Rd., C-102, Phoenix, Ariz. 85008.

SELL: Apache/SB-10, \$130.00; SB-200, \$180.00; H.Q. 170C, with speaker, \$160.00; HD-10, \$30.00; all manuals. Taker of all also gets AR-22 rotor, Vibroplex key, Bud low-pass filter, Johnson T-R switch, antenna relay, coax switch, 100 ft. of RG-8/U, K1PA/D/5, 104 South Bowser, #18, Richardson, Texas 75080. Tel: a.c. 214-235-1426.

HEATH KW linear, SB-200, in xcint condx, two spare tubes included: \$185.00. William Corl, 20789 Halworth, Shaker Heights, Ohio 44122. Tel: 561-6833.

SWAP Ham Gear for U.S. military insignias/medals. W2-WLJ, 17 Coleman, Berlin, N.J. 08009.

HALLCRAFTERS SX-62, clean, \$150.00. Ed Passier, P.O. Box 126, Upton, Hoboken, N.J. 07030.

SELLING: HT-32, \$195.00; SX-101A, \$155.00. You pay shipping. Howie, WB2PUI.

NATIONAL NC-183D, general coverage receiver, one owner only; in mint condx: \$150.00. Frank Law, W8SET, 2001 Parkwood Road, Charleston, W. Va. 25314.

TRANSMATCH Millen 2Kw, like new condx. Original cartons, \$115.00. K7SPH, Box 4099, Tucson, Ariz. 85717. Tel: a.c. (602)-296-6466.

COLLINS 75A-4, #5811, \$375.00. With 1.5, 0.5 filters, \$425.00; 32A1, 516F-2 with speaker, \$395.00. Want 30L-1, K2K1R, 112 Kennedy Lane, North Syracuse, N.Y. 13212. Tel: a.c. (315)-458-0940.

SELL: ARRL Handbook 200 w. linear, DX60B, HG10B, Lafayette HA-700 rcvr w/spkr, 40 m. dipole, 50 ft. coax, Dow-Key relay, all xcint condx! New, \$350.00. Now: \$225.00. Kirby Kautz, WA2DZG.

WANT 16 mm gear or cash. Have 1300 V. p/s with SSB linear parts, \$30.00; rack cabinet, \$10.00. "Signal Splitter", \$15.00; mobile xmtr with Heath p/s, \$35.00; OST's, etc. Offers? Glenn Metzler, R. 1, Box 39, Manheim, Penna. 17545.

APACHE TX-1 and SB-10 adapter, \$95.00; Hammarlund HQ-180 24-hr. clock, speaker, \$150.00; TH3, Jr. \$25.00; 10-meter Hy-Gain mono 3-el. beam, \$10.00. All equipment exclnt condx with manuals. W2TAM, 132 Myrtle Ave., Cedar Grove, N.J. 07009. Tel: a.c. (201)-239-6025.

BEAT Rust-corrosion! Fine stainless steel, brass, bronzes, beaded, washer, hardware for Antennas-Towers, equipment building, indoors, outdoors! Antenna-swinging accessories. Boom mount lists, dimel, Walt, W8BLR, 29716 Briarbank, Southfield, Michigan, 48075. Ham Hardware Headquarters.

SELL: Galaxy V Mk III, VOX, calibrator, AC-400 power supply, teletype accessory console. In mint condx. \$400. Thomas Cann, 1555 Black Road, Joliet, Ill. 60435.

DRAKE R4 with manual and speaker, like new condx. \$275.00. Working xmtr for Novice or General use. Manual and Dow-Key coax relay, \$45.00. S. A. Dalyan, 105 Bentley Ave., Old Bridge, N.J. 08857.

FOR Sale: Complete amateur radio station, Galaxy V transceiver, like-new condx, also accessory console. Hy-Gain vert. 20-15-10 antenna, mike and bug. Bob Christiansen, W0ZPM, P.O. Box 312, Humboldt, Iowa 50548.

HT-45 KW amp w/pwr, \$175.00; Thunderbolt amp, \$195.00; RME-4350A, \$75.00; HE45B w/HE61A VFO halo, \$65.00; HE80 w/Internal 2M, \$50.00; UTC pwr 5-48, \$20.00; BC610 plate xmtr/mf, \$25.00; Astatic 10-D p.r.t. stand, \$13.00; Vibroplex Blue Racer, \$13.00; PR-4CX300A w/sockets, \$25.00. Art Ford, 6 Stoothoff Rd., East Northport, L.I., N.Y. 11731. Tel: a.c. (516)-F08-6136.

WANTED: HA-14 and HP-14. E. Rolek, 1166 Ridge Road E., Rochester, N.Y. 14621.

DRAKE 2NT, Drake 2-C with cables, manuals, xtals (new in April): \$300.00. Nicholas Veltri, 225 Davies St., Lower Burrell, Penna. 15068.

SWAN 350, a.c. supply, calibrator, c.w. filter and RTT, in gud condx, \$350.00. B. A. Punnens, W6HLV, 1183 Van Nuys St., San Diego, Calif. 92109.

CRYSTALS Airmailed: Novice .03% all bands any frequency \$1.50. Fast service from Mid-America. MARS, Marine, SSB, Nets, CD—, Custom finished etch stabilized FT-243 .01% any kilocycle or fraction, 3500 to 8600 kilocycles \$1.90, (five or more this range \$1.75), (nets, ten same frequency \$1.45), 1000-3499 and 8601-30,000 \$2.95; overtones above 14,000, 1000 to 3,500 fundamentals \$2.95. Add 50¢ each for .005%. Add 75¢ for HC-67 hermetic miniatures above 2000. Singles and groups for QST, Handbook—other construction articles. Be specific. Free order-bulletin. Crystals since 1933. Airmailing 10¢/crystal, surface 6¢. C-W Crystals, Marshfield, Missouri. 65706.

SELL: Ameco R5 receiver, in exclnt condx. Factory calibrated and checked: \$40.00. James Seery, 21 Mount Pleasant Parkway, Livingston, N.J. 07039.

WANTED: Collins 325-3 transmitter with or without 516F-2 power supply. O. K. McCullough, 917 Avalon Drive, Phoenix, Arizona 85013. Tel: a.c. (602)-277-0798.

HALLCRAFTERS SX-130 with R-51 speaker. Won in contest non-ham. Never used. In original carton w/manual. \$175.00. Peter Minerva, 1517 So. Ariview, Park Ridge, Illinois 60068. Tel: a.c. (312)-825-5953.

LM-13 freq. meter, calibrated book, power supply, exclnt, \$85.00; Heathkit HC-10 Monitorscope, like new condx, \$40.00; Heathkit C-3 condenser, capacitor checker, \$12.00; B C-221-N freq. meter, complete with calibrated book, power supply. All in one original cabinet and in A-1 OK condx, \$65.00. K6ATS, Hardy Rothschild, K6ATS, 238-4th Ave., Chula Vista, California 92010. Tel: a.c. (714)-420-4478.

NEMS-CLARKE receivers wanted, 1400 series crystal controlled telemetry models covering 215-245/260 MHz preferred, but all models in 1300, 1400, 1500, 1600 and higher numbered series also of interest. Please send accurate description of what you have to Tucker Electronic Co. P.O. Box 1050, Garland, Texas 75040.

HQ-150 with matching speaker, \$100.00; 20-A with OT-1, \$85.00; both in xcint condx. BC588 VFO w/p.s., \$15.00; new BC-458, \$5.00. Johnson Signal Sentry, \$5.00. H. Malder, K2HWV, 7 Willard St., Greene, N.Y. 13778.

COLLINS 75A-4, late model, serial 5173, with 500 cycle and 3.1 kilocycle mechanical filters, in xcint condx, \$375; Heathkit SB-301 receiver, purchased Nov. 1968, aligned in University of Illinois lab, used less than 10 hours, absolutely mint condx, \$250.00. Joe Johnson, 300 North Walnut, Clinton, Illinois 61727. Tel: a.c. (217)-332-1774.

SWAN 500C, 117 XC, mike, all mint condx. First best offer. WB2ZXZ, 371 Jackson Ave., West Hempstead, N.Y. 11552. Tel: a.c. (516)-481-2021.

HAMMARLUND HQ-145, clock, matching speaker; operation, condition perfect: \$110.00. Surplus "Command" 80-meter receiver: \$10.00. Earl Dridge, WB2GRB, 14 Duryea Place, Lynbrook, N.Y. 11563. Tel: a.c. (516)-L9-3440.

WE'RE Trying to complete our collection for Callbooks at Headquarters. Anyone have extra copies of Government Callbooks 1922-1925 and Radio Amateur Callbooks 1928-1934 ARRL, 225 Main St., Newington, Conn. 06111.

TELETYPE Wanted: Models 28, 32, 33, 35, Receivers R-390A, R-388. Cash, or trade for amateur equipment. Alltronics-Howard Co., Box 19, Boston, Mass. 02101. Tel: a.c. 617-742-0048.

DAH-DITTER Keyer. Integrated circuit electronic keyer. Fully self-completing on both Dit and Dah with automatic spacing. Built-in AC pwr. supply, reed relay output, with sidetone monitor and speaker. Completely assembled and tested. Only \$34.95. Dealer inquiries invited. Send your order to M & M Electronics, 6835 Sunnybrook, N. E., Atlanta, Georgia 30238.

TELETYPE Wanted—M28 typing units any condx. keyboard perforators—reperforators, cast aluminum TD bases, all unused parts. Sell, too! Typetronics, Box 8873, Ft. Lauderdale, Fla. 32150.

SPIDERS For boomless quads. Heliarc welded aluminum. A1's Antenna Accessories. 1339 South Washington St., Kennewick, Washington 99336.

R389, R390, R390A 51J4, 75A4, 75S3A, NC101X, HR050T1, HR060T1, SP600, KWM-1, KWM-2, 62S1, 312B5, HA-2, and others. List for SASE, W2ADD.

SELL, trade or buy Call Books, Handbooks, magazines, and old radio sets and parts. Erv Rasmussen, 164 Lowell, Redwood City, California 94062.

SAFE. On all makes of new and used equipment. Write or call Bob Grimes, 89 Aspen Road, Swampscott, Massachusetts 01758-2530 for the gear u want at the prices u want to pay.

WANTED: An opportunity to quote your ham needs, 30 years a ham gear dealer. Collins, Signal/One, Drake, Swan and all others. I have \$25,000.00 inventory of used gear. Request list. Chuc WBUCG, Electronic Distributors, 1960 Peck, Muskegon, Mich. 49441.

TRANSFORMERS rewound. Jess. W4CLJ, 411 Gunby, Orlando, Fla. 32801.

GREENE—Center of dipole insulator with or without balun. Free flyer. O. Watson Greene, Box 423, Wakefield, R. I. 02880.

WANTED: Valiant II and SSB adapter, 6N2 transmitter, N2 converter, VFO, Ranger II, Lesson course on electronics, 2 1/4 x 3 1/2, 4 x 5 speed graf. John Waskowitz, 541 Marcy Avenue, Brooklyn, N. Y. 11206.

WANTED: QST copies in good condition 1920, 1921, 1922 and August of 1958 to complete personal 50-year collection. Rex Bassett, W4QS, Box 4163, Fort Lauderdale, Florida.

KWM-2 Waters O-Multiplier, 516F-2 supply, built-in speaker, WA2UHV, Koslyn, N. Y. Tel: Days (516) IV1-9844, Evenings (516) MA1-2629.

TOROIDs. Uncased 88 or 44 mhy, 5 for \$1.50 ppd. M. Wenschkenker, K3DPJ, Box 353, Irwin, Penna. 15642.

REPAIR and calibration service. Write before shipping. Pan Tronics, Inc., 6608 Edsall Road, Alexandria, Virginia 22312.

TOROID Coils 88 mh uncased postpaid, \$5/\$2.00. La Von Zachry, P. O. Box 845, Apple Valley, Calif., 92307.

HALLICRAFTERS SR-150, Mobile Mount, Antenna, \$375.00; SX-117W/spkr, \$225.00; Heath SB-200 Linear, \$195.00; HW-29, \$45.00; CB 63V14A, \$89.00. All in excellent condition. W2ERV, 14 Bernice Dr., Freehold, New Jersey 07728.

QSTs: August 1922 to date, in excellent condition, complete with single exception of March 1953. Highest offer by January 1, 1970; you pay freight. Write Mrs. Scott Cooper, 1714 Alder Court, Bozeman, Montana 59715.

NOVICE Crystals, 75 cents. Free list. Gregory Ginn, 1240 21st. St., Hermosa Beach, Calif. 90254.

GREAT Buy! HO-170AC V.H.F. and speaker. In mint condx. original cartons and manual; 2 years old. Contact Dick Heaton W9PSI, 104 S. Euclid, Princeton, Ill. 61356.

SELL: Lafayette HA-350 Receiver, speaker, GSB-100 transmitter; Central 600L, other goodies! Reasonable. Will ship, except the 600L. Hurber, W7DZW, 8556 Elm, Fairchild AFB, Washington 99011.

MECHANICAL, Electronic Devices Catalog, 10¢. Teletype reperfector Model 14 with rewriter new, unused, \$69.95. Silicon rectifier 4000 PRV-1 amp, \$3.95 ea. Fertik's, 3249A "D", Philadelphia, Penna. 19120.

BECKMAN Electronic Frequency counters 6146; transistorized, operates to 25 MHz, \$750.00. Other units available. Parts, Sundtek, 131 Allen Ave., Springfield, Oregon 97477.

RESISTORS, Resistors. Resistors, Resistors. Only 8¢ each! 10760¢ Ppd. May be assorted. Garrett Industries, 4504 Nunnsworth, Lakeland, Fla. 33803.

CHICAGO area—Knight T-150A mint condition \$45.00. Astatic D-104, Microphone w/desk base, never used \$10.00. W9FKV—Tel. (312)-323-9101.

L.A. Radio Sales (formerly L.A. Amateur Radio Supply) 24214 Crenshaw Blvd., Torrance, Calif. 90505. Have big discounts! Antenna tower packages savings to 20 percent. FOAM-RG8/U .08/ft. w/purchase, Ham-Ms \$99, TR44 \$59, AR33, \$39, save! New Displays: man-350C \$459, 500C (used) \$389, Galaxy-GTS550 \$399, TR4 \$489, T4XB \$389, R4B \$369, L4B \$650, BTI \$695, Gonset-GSB201-MKIII \$339, Swan-MKII \$589. Prices F.O.B. Send S.A.S.E. for listings of used equipment & quotes.

NOVICES: Need help for General Ticket? Complete recorded audio-visual theory instruction. Easy, no electronic background necessary. Write for free information. Amateur License, Box 6015, Norfolk, Virginia 23508.

WILL sell one HT-41 Linear in excellent condx. sud appearance; \$165.00. Will ship collect in original cartons. WA4-AXX, 603 So. Tunn. Ave., LaFollette, Tennessee 37766.

QSTs: 1927-1968. John N. Weaver, W3CDJ, 215 Pleasant St., Athens, Penna. 18810.

FOR Sale: Polycorn-2 with all cables, accs. and manl. In exc. condx. Will ship. \$150.00. Laf. SWR bridge. \$5.00 WA2BOV.

WANTED: All types of tubes. Top prices paid for Varian and Eimac. Jaro Electronics Corp., 150 Chambers St., New York, N.Y. 10007.

MANUALS: TS-323/UR, TS-173/UR, TTS-186D/UP, BC-638A, \$5.00 each Many others. SASE brings reply, S. Consalvo, W3IHD, 4905 Roanne Drive, Washington, D.C. 20021.

WRITE, phone or visit us for the best deal on new or reconditioned Collins, Drake, Swan, Galaxy, Hallicrafters, Hammarlund, Hygain, Mosley, Waters, Henry linear, BTI linear, towers, rotators, other equipment. We meet any advertised cash price on most equipment. We try to give you the best service, best price, best terms, best trade-in. Write for price lists. Your inquiries invited. Henry Radio, Butler, Missouri 64730.

"HOSS TRADER Ed Moory" says if you don't buy your ham gear from him you might pay too much. Shop around for the best price and then call the "Hoss" before you buy! New equipment: factory warranty; Swan 350-C, \$339.00; Early model Swan 500C, \$419.00; FTDX-400, \$489.00; National VX-501 VFO, \$109.00; New display Model BTI LK-2000 Linear, \$639.00. No first reasonable written offer will be refused on new Galaxy GT-550 and power supply. try me! New Rohn 30 ft. foldover tower prepaid, \$188.00; new Mosley Class 36 and demo Ham-M rotor, \$229.00. Used equipment: HO-170A, \$179.00; Drake 2-A, \$139.00; mint 75A-4, \$389.00; TR 4, \$439.00; T4-XB, \$359.00; R4-B, \$349.00. Ham-M rotor, \$89.00; Galaxy GT-550, \$369.00. Swan Cymnet, \$369.00. Ed Moory Wholesale Radio, Box 506, DeWitt, Arkansas 72042. Tel: a.c. (501)-546-2820.

SELL: Brand new Yaesu FT-DC-400 transceiver and FL-DX-2000 linear. W8AO, 2912 Riverview Boulevard, Silver Lake, Ohio 44224.



THE LEAGUE IS YOU!

Working together, the members of ARRL have for fifty years provided the base of support from which our great public-service hobby has grown and maintained the precious privileges that many amateurs now take for granted.

Through membership in the League and affiliated clubs, many people pool their knowledge, their skills, their energy, and a small part of their material resources to help one another. The result is top-notch training programs and publications, top-efficiency traffic nets, community communications programs—and an amateur radio service which is useful to our country and deserving of its privileges.

Newcomers gain from the experience of the old timers, and old timers gain from the enthusiasm of the beginners. The more we work together in the League, the greater will be our collective achievements—and our security.


Each and every radio amateur is vital to the League, and the League is vital to each and every radio amateur. Join now with over 100,000 League members so that we can all share more fully in these mutual benefits.

League membership with QST \$6.50 in the U.S. and Canada, \$7 elsewhere. Additional family members at the same U.S. or Canadian address, \$1.


If you are already a member, help strengthen your League by spreading this word to others!

THE AMERICAN RADIO
RELAY LEAGUE, INC.
Newington, Conn. 06111

Designed for



Application



51001

15,000 VOLT R-F SWITCH

The No. 51001 features high voltage insulation and a non-arc tracking and arc resistant molded frame. Both collector and switched contacts break contact. Additional features include heavy duty silver contacts and insulated mounting. The No. 51001 has self-cleaning wiping action on contacts, insulated shaft, and is available with two to six contacts.

ADDITIONAL FEATURES:

- Positive Snap Action
- Contacts Break Clean
- Positively Non-Shorting
- Large Air Gaps
- Long Leakage Paths between Contacts
- Rugged Construction

JAMES MILLEN MFG. CO., INC.

MAIN OFFICE AND FACTORY
MALDEN
MASSACHUSETTS



Index of Advertisers

Alltronics-Howard Co.	164
AMECO a division of Acrotrol, Inc.	5
Amlidon Associates.	154
Antenna Specialists.	162
American Radio Relay League	
<i>Emblem</i>	166
<i>Hints & Kinks</i>	165
<i>License Manual</i>	163
<i>Membership</i>	159, 173
<i>Publications</i>	160
<i>Supplies</i>	161
<i>Understanding Amateur Radio</i>	154
Arrow Electronics, Inc.	151
Barry Electronics.	155
Bilada Manufacturing Co.	164
Clemens Manufacturing Co.	166
Cleveland Institute of Electronics	137
Collins Radio Co.	2
Crystek	165
Cubex Co.	148
Cush Craft	138
Dames Co., Theodore E.	168
Design Industries, Inc.	158
Digi-Key	164
Dow-Key Co., Inc., The	159
Drake Co., R. L.	175
EIMAC a division of varian	117, 118
Electro-Physics Corporation	152
Fair Radio Sales	144
Farmerle Corporation, The	162
Galaxy Electronics	120
Graham Radio, Inc.	162
Goodheart Co., Inc., R. E.	152
Gotham	129
H A L Devices	166
Hallcrafters	1
Hammarlund Mfg. Co., Inc., The	4
Ham Radio Center	166
Harrison Radio	176
Heath Co., The	Cov. III, 131
Henry Radio Stores	149
Hotel Beaches	156
Hunter Sales, Inc.	152
Instructograph Co., Inc.	162
International Crystal Mfg., Co., Inc.	7
J-J Electronics	166
Jan Crystals	148
Lafayette Radio Electronics Corp.	140
Lampkin Laboratories Inc.	155
Latin Radio Labs.	164, 155
M & M Electronics	154
Military Electronics Corp./Space Electronics Corp.	164
Millen Mfg. Co., Inc., James	174
Miller Co., J. W.	160
Mini-Products, Inc.	44
Montgomery Geodetic, Inc.	166
Mosley Electronics, Inc.	Cov. II
National Radio Co., Inc.	139
National Radio Institute	158
Organs & Electronics	156
Pickering Radio Co.	161, 165
P.J.'s Radio Shop Inc.	156
Poly Paks	153
Radio Amateur Callbook Inc.	162
Radio Officers Union	164
Radio Shop, Lab 1	145
RCA Electronics Components and Devices	Cov. IV
RCA Institutes, Inc.	133
RF Communications Associates, Inc.	141
Sams & Co., Howard M.	146
Savoy Electronics	143
Shure Brothers Inc.	157
Signal One	152
Skyline Products	158
Spectronics	135
Spectrum International	160
Swan Electronics, Corp.	125
Technical Material Corp.	142
Telrex Communication Engineering Labs.	162
Ten-Tec, Inc.	147
Trigger Electronics	167
Unadilla Radiation Products	157
Vanguard Engineering	166
Vanguard Electronic Labs	154
Van Sickle Radio Supply	154
VHF Communications	157
Vibroplex, Co., Inc., The	164
World QSI Bureau	164
World Radio Laboratories	121, 123

NEW DRAKE MODEL **TR-6** 6-M SIDEBAND TRANSCEIVER

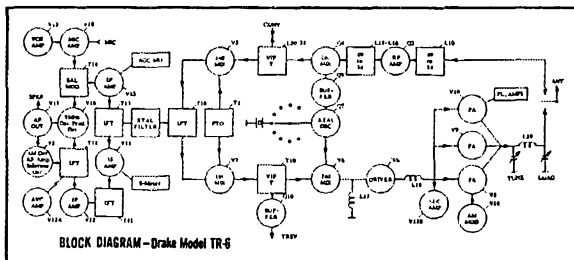
- **Exclusive Features**
- **Greatest Value**
- **Unmatched Performance**



Model TR-6 **\$599⁹⁵** Amateur Net

COMPARE THESE FEATURES

- Full coverage of 6 meter band plus MARS.
- Four IF band widths: 2.4 kHz upper sideband (supplied), 2.4 kHz lower sideband, 6.0 kHz AM, 0.3 kHz CW, all selectable with front panel switch.
- Function switch selects product or envelope detector as well as built-in AM screen modulator. Compatible with linear amplifiers.
- No carrier balance or carrier insertion adjustment for AM or CW
- Shift carrier CW system for compatibility and versatility.
- Ultra-stable linear VFO. 600 kHz in one range. 1 kc readability.
- Built-in PTT, VOX, ANTI-VOX, 100 kHz calibrator.
- ALC prevents flat-topping.
- Ample metering provisions with two meters. For ALC, S-Meter, Transmitter Plate Current, Relative RF Output.
- RV6 External VFO allows split-frequency operation. (RV3, RV4 usable).
- Fast or slow AGC for receiving. For meteor scatter work, selectable from front panel.
- Ultimate receiver front end performance using FET's. Less than 1/10 μ v required for 10 dB S/N ratio on SSB.
- Input and outputs provided for Drake TC-2 or other 2-meter transverters. All switching done internally with band switch.
- 300 watts CW and PEP input.
- 6JB6 final tubes eliminate replacement problems.
- Extra input and output jacks for converters and/or outboard receivers. Permits monitoring of more than one frequency simultaneously.



Model 9NB Plug-in noise blanker accessory: **\$95.00**

See your distributor or write for free brochure:

R. L. DRAKE COMPANY

Dept. 179, 540 Richard St., Miamisburg, Ohio 45324

GENERAL SPECIFICATIONS

SIZE: 5 $\frac{1}{2}$ " high, 10 $\frac{3}{4}$ " wide, 16 $\frac{1}{4}$ " deep (plus feet and knobs). WEIGHT: 15 $\frac{1}{4}$ lbs.
 FREQUENCY COVERAGE: 49.4 to 54.0 MHz (crystals supplied for 49.9 to 51.1 only).
 VFO DIAL CALIBRATION: 1 kHz divisions; dial accuracy is within \pm 1 kHz.
 CALIBRATOR: 100 kHz calibrator built in.
 FREQUENCY STABILITY: Less than 100 Hz overall drift per hour after 15 minutes warm-up; less than 100 Hz for 10% supply voltage change.
 SPLIT FREQUENCY OPERATION: Xmt and Rcv frequencies may be separated by up to 600 kHz by use of the RV-6 or FF-1 accessories.
 MODES: SSB, AM, and CW.
 POWER SUPPLIES: Drake AC-3, AC-4, DC-3, DC-4 or DC-24.
 TUBES AND SEMICONDUCTORS: 19 tubes, 7 bipolar and 3 field effect transistors, 12 diodes.

RECEIVER SPECIFICATIONS

SENSITIVITY: Less than 1/10 microvolt for 10 db S+N/N ratio at 2.4 kHz band width.
 SELECTIVITY: 6 db bandwidth 2.4 kHz with USB filter provided. Accessory filters available for LSB, AM (6 kHz) and CW (.3 kHz).
 AUDIO RESPONSE: 400 to 2800 Hz at 6 db.
 INPUT: 50 ohms unbalanced.
 OUTPUT: 4 ohms to speaker or headphones.
 AUDIO OUTPUT POWER: 2 watts at 10% HD.
 AVC: Output variation less than 3 db for 60 db input change. Fast attack. Release time selectable.
 MANUAL GAIN CONTROLS: RF gain control sets threshold for AVC, AF gain control.
 DETECTORS: Switch on front panel. Product detector for SSB and CW Envelope detector for AM.
 NOISE BLANKER: On-off switch for accessory noise blanker on front panel.
 INPUT: 13.9 to 14.5 MHz receiving input/output jack for converters and/or outboard IF receivers.

TRANSMITTER SPECIFICATIONS

POWER INPUT: 300 W PEP on SSB, 300 W PEP on AM, 300 W CW (50% maximum duty cycle).
 OUTPUT IMPEDANCE: 50 ohms nom. unbalanced, 2:1 max. SWR. Adjustable loading.
 MODES: SSB (USB provided, LSB with accessory filter), AM (controlled carrier system), CW (semi-break in, Sidetone).
 AMPLIFIED AGC: Prevents flat-topping.
 CARRIER INSERTION AND SHIFT: Automatic on AM and CW, shifted carrier CW system.
 VOX AND PTT: VOX and Anti-VOX built-in.
 AUDIO RESPONSE: 400 to 2800 Hz at 6 db.
 40 dB SIDEBAND SUPPRESSION above 1 KHz, 50 db carrier suppression.
 DISTORTION PRODUCTS: Down 30 db minimum from PEP level.
 MONITORING AND METERING: Final plate current, AGC action, and relative output can be read on meters. Sidetone for keyed CW.
 14 MHz OUTPUT: 13.9 to 14.5 MHz output for Drake TC-2 and other transverters.



TR-6 ACCESSORIES

RV6 Remote VFO. Separates receive and transmit frequencies within the same range

	\$99.95
FF1 Fixed frequency adaptor	\$24.50
MMK-3 Mobile mounting kit	\$6.95
Power supplies	
AC-4 120 V 50/60 Hz	\$99.95
DC-4 12 VDC	\$125.00
DC-24 24 VDC	\$210.00
MS-4 Matching speaker	\$19.95


WANT *MORE* FOR YOUR MONEY?

This new Galaxy "550" line of coordinated equipment is winning plenty of plaudits from hams who find it gives plenty of performance for surprisingly few dollars investment.

It's real value, plus Harrison unique services gives you truly *MORE* for your money.

For the very best deal, visit any of our stores, or drop me a line today. TNX

73 *Bil Harrison* W2AVA



THE EXCITING NEW "550 LINE"

GALAXY GT550 TRANSCEIVER. Highest power in a compact design, 550 watts SSB, 360 watts CW, with tune power provisions for longer life — Solid-State circuits where they provide maximum performance and reliability — Selectable Sideband without frequency jump — Audio derived AGC — Sharpest filter for minimum QRM — King size finger-tip VFO tuning knob — Size: 6" X 11 $\frac{1}{4}$ " X 12 $\frac{1}{2}$ " (HWD) — Weight: 17 pounds

... \$475⁰⁰

CAL-25. Plug-in 25KHz solid state calibrator \$25.00

VOX35C. Plug-in VOX control unit \$29.95

F3. Plug-in 300 Hz CW filter \$29.95

RF550 R.F. CONSOLE. A precision wattmeter in the range of 3.5/30.0 mHz — Contains switch to select 5 antennas or a dummy load (not supplied) \$69.00

SC550 SPEAKER CONSOLE. A matching speaker with headphone jack — \$25.00

AC400 power supply will mount inside \$25.00

AC400. Full power, heavy duty state supply for 115/230 volts \$89.95




GALAXY LA550 LINEAR AMPLIFIER. 200 watts PEP input on SSB, 1000 watts DC input on CW/RTTY. Band switching 80 thru 10 meters, with some adjacent MARS and special frequencies.

... \$495⁰⁰

GALAXY RV550 REMOTE VFO. A solid state VFO complete with simple plug-in cables. Gives flexibility of a separate transmitter and receiver.

... \$75⁰⁰



PROMPT ORDER DEPT.

We carefully pack and ship ham gear, accessories and parts to most any part of the world.

Address your orders to:

20 SMITH STREET

Farmingdale, N.Y. 11735

Please include ample postage (plus \$1 handling cost with orders under \$10.)

OR, PHONE YOUR ORDERS TO
(212) BA 7-7922 OR (516) 293-7990

SINCE 1925



Harrison

"HAM HEADQUARTERS, USA"®

NEW YORK CITY • 8 Barclay St. • Barclay 7-7922

JAMAICA, L. I.
139-20 Hillside Ave.
REpublic 9-4101

FARMINGDALE, L. I.
Route 110 at Smith St.
(516) 293-7990

the rig...



Heathkit® SB-101

The "101" . . . as much a part of ham radio as ragchews and DXing . . . a tradition so firmly established by millions of QSO's that the model number alone is enough to convey the entire story of performance, reliability and value. It takes a long time and many thousands of satisfied owners before a rig earns this kind of a reputation for excellence . . . and the "101" has it.

When you're ready to put a transceiver in your shack, don't buy just any rig — get *the rig* . . . the "101" . . . the hot one from the hams at Heath.

- 180 watt PEP SSB input — 170 watts CW on 80 through 10
- Switch selection of USB, LSB or CW
- Built-in CW sidetone
- Heath Linear Master Oscillator features 1 kHz dial calibration
- Built-in 100 kHz crystal calibrator
- Triple Action Level Control
- Front panel selection of built-in 2.1 kHz SSB or optional 400 Hz CW crystal filters
- Built-in VOX
- Run fixed or mobile with appropriate power supplies
- Fast, easy circuit board-wiring harness construction

- SB-101, 23 lbs. \$370.00*
- SB-600, Communications Speaker, 6 lbs. \$19.95*
- HP-23A, AC Power Supply, 19 lbs. \$51.95*
- HP-13A, DC Power Supply, 7 lbs. \$69.95*
- SBA-301-2, 400 Hz CW Crystal Filter, 1 lb. \$21.95*

SB-101 SPECIFICATIONS — RECEIVER SECTION: Sensitivity: Less than 1 microvolt for 15 dB signal-plus-noise to noise ratio for SSB operation. SSB selectivity: 2.1 kHz minimum at 6 dB down, 5 kHz maximum at 60 dB down — 2:1 nominal shape factor — 6:60 dB. CW Selectivity: (With optional CW filter SBA-301-2 installed) 400 Hz minimum at 6 dB down, 2.0 kHz maximum at 60 dB down. Input Impedance: Low impedance for unbalanced coaxial input. Output impedance: Unbalanced 8 and 600 ohm speaker, and high impedance headphone. Power output: 2 watts with less than 10% distortion. Spurious response: Image and IF rejection better than 50 dB. Internal spurious signals below equivalent antenna input of 1 microvolt. **TRANSMITTER SECTION:** DC power input: SSB: 180 watts P.E.P. continuous voice. CW: 170 watts — 50% duty cycle. RF power output: 100 watts on 80 through 15 meters; 80 watts on 10 meters (50 ohm non-reactive load). Output impedance: 50 ohms to 75 ohms with less than 2:1 SWR. Oscillator feedthrough or mixer products: 55 dB below rated output. Harmonic radiation: 45 dB below rated output. Transmit-receive operation: SSB: Push-to-talk or VOX. CW: Provided by operating VOX from a keyed tone, using grid-block keying. CW side-tone: Internally switched to speaker in CW mode. Approx. 1000 Hz tone. Microphone input impedance: High impedance. Carrier suppression: 50 dB down

from single-tone output. Unwanted sideband suppression: 55 dB down from single-tone output at 1000 Hz reference. Third order distortion: 30 dB down from two-tone output. Noise level: At least 40 dB below single-tone carrier. RF compression (TALE): 10 dB or greater at .1 ma final grid current. GENERAL: Frequency coverage: 3.5 to 4.5; 7.0 to 7.3; 14.0 to 14.5; 21.0 to 21.5; 28.0 to 28.5; 28.5 to 29.0; 29.0 to 29.5; 29.5 to 30.0 (megahertz). Frequency stability: Less than 100 Hz per hour after 20 minutes warm-up from normal ambient conditions. Less than 100 Hz for $\pm 10\%$ line voltage variations. Modes of operation: Selectable upper or lower sideband (suppressed carrier) and CW. Dial accuracy — "resetability": Within 200 Hz on all bands. Electrical dial accuracy: Within 400 Hz after calibration or nearest 100 kHz point. Dial mechanism backlash: Less than 50 Hz. Calibration: 100 kHz crystal. Audio frequency response: 350 to 2450 Hz ± 3 dB. Phone patch impedance: 8 ohm or 600 ohm receiver output to phone patch; high impedance phone patch input to transmitter. Front panel controls: Main (LMO) tuning dial; Driver tuning and Preselector; Final tuning; Final loading; Mic and CW Level Control; Mode switch; Band switch; Function switch; Freq. Control switch; Meter switch; RF gain control; SSB-CW filter switch. Audio Gain control. Internal controls: VOX Sensitivity; VOX Delay; Anti-Trip; Carrier Null (control and capacitor); Meter Zero control; CW Side-Tone Gain control; Relative Power Meter Adjust control; P.A. — Bias; Phone Vol (headphone volume); Neutralizing. Rear Apron Connections: CW Key jack; 8 ohm output; Spare A; Spare B; Phone patch input; ALC input; Power and accessory plug; RF output; Antenna switch; Receiver Antenna. Power requirements: 700 to 800 volts at 250 ma; 300 volts at 150 ma; —115 volts at 10 ma; 12 volts at 4.76 amps. Cabinet dimensions: 14 $\frac{1}{8}$ " W x 6 $\frac{1}{8}$ " H x 13 $\frac{3}{8}$ " D.

HEATHKIT®

a Schlumberger company

HEATH COMPANY, Dept. 9-67
Benton Harbor, Michigan 49022

Enclosed is \$ _____, plus shipping.

Please send model (s) _____

Please send FREE Catalog.

Name _____

(Please Print)

Address _____

City _____ State _____ Zip _____

Prices & specifications subject to change without notice.


*Mail order prices; F.O.B. factory.

AM-223



Novice or expert

Here are many exciting solid-state hobby projects



For you, in this manual from RCA, are 35 construction projects to satisfy your hobby interests for the coming months.

This addition to the expanding RCA technical library, the RCA Solid-State HOBBY CIRCUITS MANUAL, HM-90, has "something for everyone"—from beginner to expert. The 35 circuits are of interest to electronic experimenters including hams, motorists, photographers, home owners, and music and hi-fi buffs. Circuits are described in detail with circuit schematics, layouts, templates, parts list and photographs. In addition, there are sections on theory and practical applications of solid-state devices—including integrated circuits and MOSFET units as well as a section on trouble shooting and testing.

Typical circuits include: electronic slot machine • electronic dice • metal detector • single-voice organ • electronic metronome • code-practice oscillator • automatic keyer • enlarger exposure meter • lamp dimmer • electronic "fuzz" box • audio amplifier • automobile tachometer • motor speed control • electronic flasher • light minder for automobiles, and twenty other interesting circuits.

See your RCA Distributor today for your copy of HM-90, published by RCA Electronic Components, Harrison, N.J. 07029